

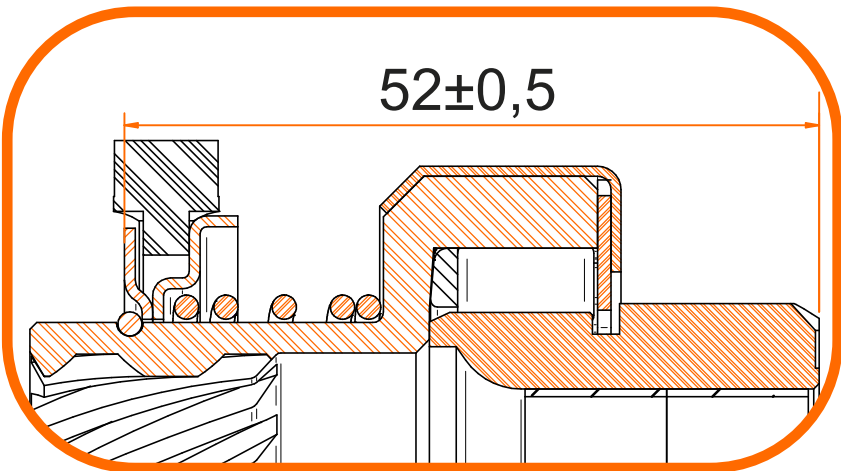
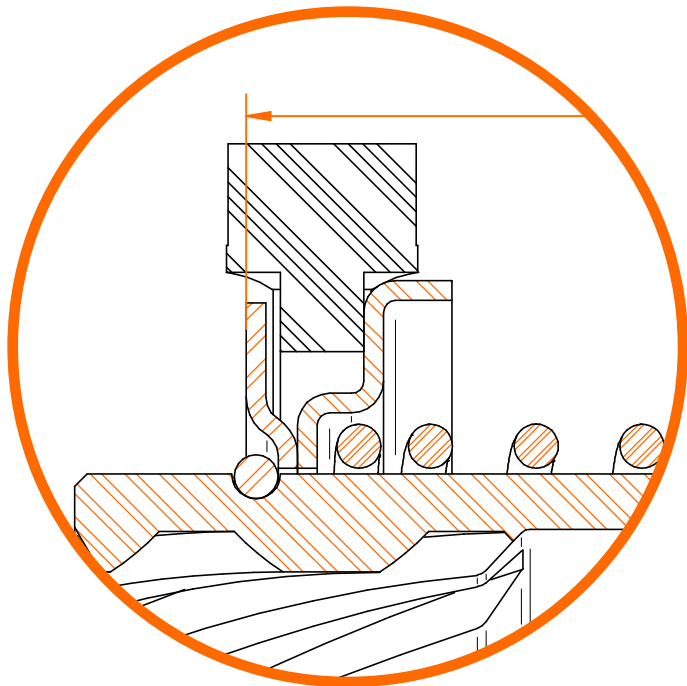


The starter drives ZEN 0837 and 0919 are similar in dimensions, but there is a difference in the position of the lever. See below:

0837



DETAIL OF THE LEVER



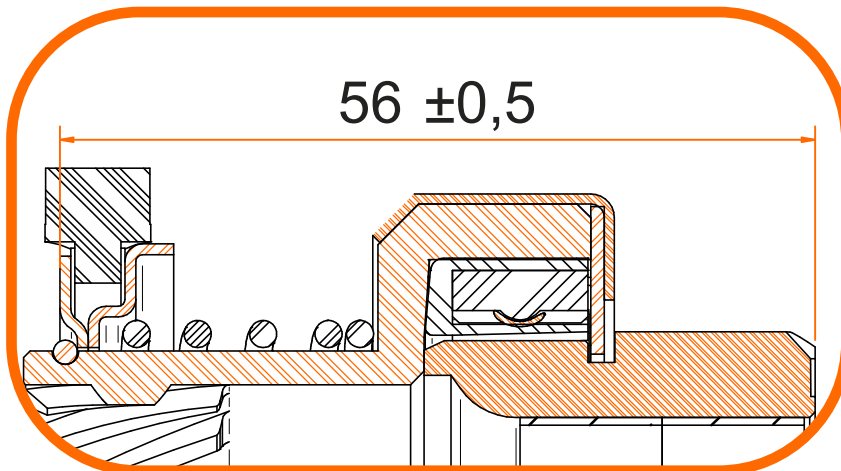
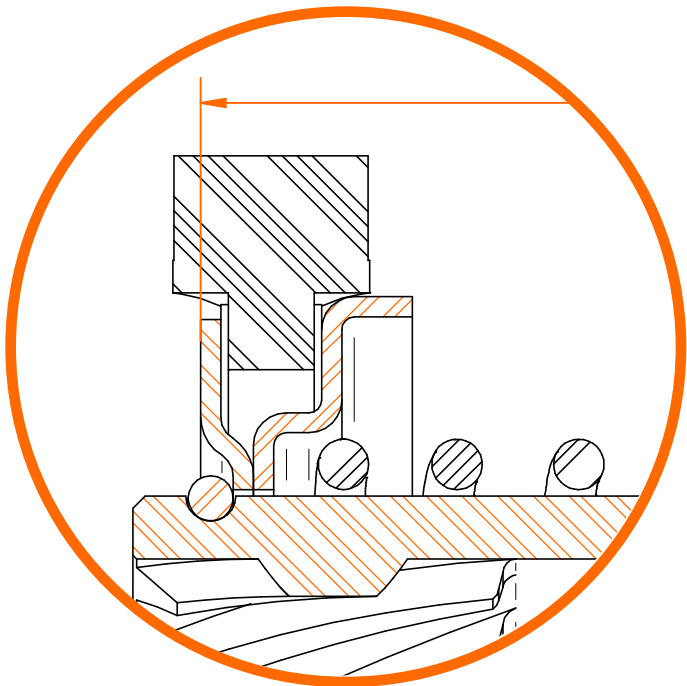
Dimensões

Nº of Teeth (T)	9
Pinion O.D (G)	25.8
Full Length (L)	58.5
Nº Spline (SPL)	10
Ø Bushing (ID)	12
Ø External (D)	46.5
Direction Of Rotation	CW
Family (FAM)	84

0919



DETAIL OF THE LEVER



Dimensões

Nº of Teeth (T)	9
Pinion O.D (G)	25.8
Full Length (L)	58.5
Nº Spline (SPL)	10
Ø Bushing (ID)	12
Ø External (D)	46.5
Direction Of Rotation	CW
Family (FAM)	84

• These drives are not interchangeable, because the lever will not couple correctly to the fiber ring.

