

# CATÁLOGO

# 2020

*Catalogue • Catálogo*



## IMPULSORES DE PARTIDA PINHÕES E PLANETÁRIAS

*Starter Drives, Pinions  
and Planetary Gears*

*Impulsores de Arranque,  
Piñones y Planetários*



## LINHA LEVE AUTOMÓVEIS

*Light Vehicles | Vehículos Ligeros*





Sediada em Brusque, Santa Catarina, a ZEN S.A., opera no setor automotivo desde 1960 e é uma importante indústria de peças originais e de reposição para o mercado global. Com exportações diretas para mais de 60 países, a empresa é uma das maiores fabricantes de impulsores do mundo. Dentre suas linhas de produtos também estão polias de alternador, tensores de correia, kits de distribuição, mancais, planetárias e outros conformados a frio e a morno.

*Headquartered in Brusque, Santa Catarina, ZEN S.A. operates in the automotive sector since 1960 and is an important industry of original and aftermarket parts for the global market. With direct exports to more than 60 countries, the company is one of the largest manufacturers of starter drives in the world. Among its product lines are also alternator pulleys, belt tensioners, distribution kits, housings, planetary gears and other cold or warm forged products.*

*Con sede en Brusque, Santa Catarina, ZEN S.A., opera en el sector automovilístico desde 1960 y es una importante industria de piezas originales y de repuesto para el mercado global. Con exportaciones directas para más de 60 países, la empresa es una de las fabricantes más grandes de impulsores de arranque del mundo. Entre sus líneas de productos también están poleas de alternador, tensores de correa, kits de distribución, tapas, planetarias y otros conformados a frío y tibio.*



#### MISSÃO MISSION / MISIÓN

Desenvolver, produzir e fornecer componentes e sistemas para veículos automotores, para os segmentos original e reposição, com geração de valor para o negócio, clientes e sociedade.

*To develop, produce and supply components and systems for automotive vehicles in the original equipment and aftermarket segments, generating value for the business, customers and society.*

*Desarrollar, producir y suministrar componentes y sistemas para vehículos automotores, para los segmentos original y de reemplazo, con generación de valor para el negocio, los clientes y la sociedad.*

#### VISÃO VISION / VISIÓN

Ser instrumento para o progresso sustentável que conquiste a preferência de nossos clientes e o orgulho da nossa equipe, através da inovação, qualidade e excelência operacional.

*Being an instrument for the sustainable progress in order to win our customers' preference and our team's pride, through innovation, quality and operational excellence.*

*Ser un instrumento para el progreso sostenible, con el objetivo de conquistar la preferencia de nuestros clientes y el orgullo de nuestro equipo, a través de la innovación, la calidad y la excelencia operacional.*

#### VALORES VALUES / VALORES

COMPROMETIMENTO • SINCERIDADE • INTEGRIDADE  
SENSE DE URGÊNCIA • ESPÍRITO EMPREENDEDOR

*Commitment • Candor • Integrity • Sense of Urgency • Entrepreneurship  
Compromiso • Sinceridad • Integridad • Sentido de Urgencia • Espíritu emprendedor*

# LINHA MECÂNICA ZEN

ZEN MECHANICAL LINE | LÍNEA MECÁNICA ZEN

## Feita para sua oficina.

*Made for your shop. | Hecha para su taller.*

***A qualidade que você conhece, com os  
melhores rolamentos e correias do mercado.***

*The quality you know, with the best bearings and belts in the market.*

*La calidad que usted conoce, con los mejores rodamientos y correas del mercado.*







## ÍNDICE GERAL

### GENERAL INDEX/ ÍNDICE GENERAL

#### Pesquisa por Número ZEN

Search by ZEN P/N# • Búsqueda por Número ZEN

05

#### Pesquisa por Aplicação em Veículo

Search by Vehicle Application • Búsqueda por Aplicación del Vehículo

09

#### Conversão para o Número ZEN

Conversion into ZEN number • Conversión para el Número ZEN

76

#### Pesquisa por Número do Motor para Número ZEN

Convert Starter Number into ZEN P/N# • Búsqueda por Número del Motor para Número ZEN

94

#### Pesquisa por Família de Produtos

Search Starter Drives Families • Búsqueda por Família de Productos

127

#### Produtos

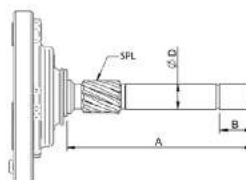
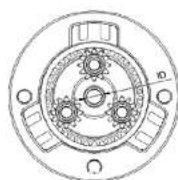
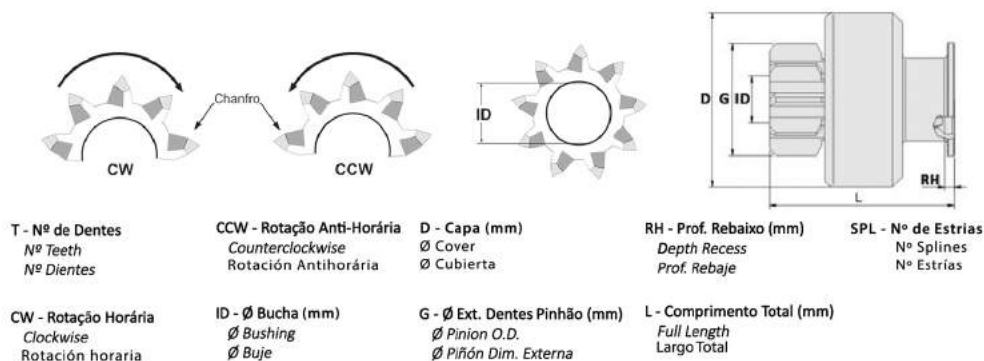
Products • Productos

151

#### Informações dos produtos

Product Information • Informaciones sobre el Producto

196



**ID - Ø da bucha (mm)**  
 Shaft Ø Bushing  
 Buje Ø eje

**SPL - Nº de Estrias**  
 Nº Splines  
 Nº Estrias

**D - Ø Eixo (mm)**  
 Ø Shaft  
 Ø Eje

**A - Comprimento eixo livre (mm)**  
 Free Shaft Length  
 Largo libre de eje

**B - Comprimento até o canal (mm)**  
 Shaft len. up to the chan  
 Largo del eje hasta canal

Nº ZEN	ANTIGO OLD ANTIGUO	NOVO NEW NUEVO	Pg.
Impulsor de Partida			
Starter Drive			
Impulsor de Arranque			
1.01.0001.0	0001	151	
1.01.0005.0	0005	151	
1.01.0006.0	0006	151	
1.01.0010.0	0010	151	
1.01.0013.0	0013	151	
1.01.0015.0	0015	151	
1.01.0020.0	0020	151	
1.01.0024.0	0024	151	
1.01.0025.0	0025	151	
1.01.0028.0	0028	151	
1.01.0044.0	0044	151	
1.01.0045.0	0045	151	
1.01.0046.0	0046	151	
1.01.0050.0	0050	151	
1.01.0053.0	0053	151	
1.01.0054.0	0054	151	
1.01.0056.0	0056	152	
1.01.0060.0	0060	152	
1.01.0065.0	0065	152	
1.01.0068.0	0068	152	
1.01.0077.0	0077	152	
1.01.0080.0	0080	152	
1.01.0082.0	0082	152	
1.01.0085.0	0085	152	
1.01.0104.0	0104	152	
1.01.0108.0	0108	152	
1.01.0111.0	0111	152	
1.01.0115.0	0115	152	
1.01.0118.0	0118	152	
1.01.0119.0	0119	152	
1.01.0120.0	0120	152	
1.01.0126.0	0126	152	
1.01.0131.0	0131	153	
1.01.0135.0	0135	153	
1.01.0139.0	0139	153	
1.01.0140.0	0140	153	
1.01.0141.0	0141	153	
1.01.0144.0	0144	153	
1.01.0158.0	0158	153	
1.01.0160.0	0160	153	
1.01.0161.0	0161	153	
1.01.0162.0	0162	153	
1.01.0183.0	0183	153	
1.01.0184.0	0184	153	
1.01.0189.0	0189	153	
1.01.0191.0	0191	153	
1.01.0192.0	0192	153	
1.01.0205.0	0205	153	
1.01.0213.0	0213	154	
1.01.0215.0	0215	154	
1.01.0216.0	0216	154	
1.01.0217.0	0217	154	

Nº ZEN	ANTIGO OLD ANTIGUO	NOVO NEW NUEVO	Pg.
1.01.0220.0	0220	154	
1.01.0221.0	0221	154	
1.01.0222.0	0222	154	
1.01.0223.0	0223	154	
1.01.0225.0	0225	154	
1.01.0227.0	0227	154	
1.01.0228.0	0228	154	
1.01.0229.0	0229	154	
1.01.0238.0	0238	154	
1.01.0243.0	0243	154	
1.01.0244.0	0244	154	
1.01.0245.0	0245	154	
1.01.0248.0	0248	155	
1.01.0285.0	0285	155	
1.01.0287.0	0287	155	
1.01.0291.0	0291	155	
1.01.0292.0	0292	155	
1.01.0293.0	0293	155	
1.01.0294.0	0294	155	
1.01.0297.0	0297	155	
1.01.0300.0	0300	155	
1.01.0302.0	0302	155	
1.01.0307.0	0307	155	
1.01.0310.0	0310	155	
1.01.0313.0	0313	155	
1.01.0318.0	0318	155	
1.01.0319.0	0319	155	
1.01.0320.0	0320	155	
1.01.0323.0	0323	156	
1.01.0325.0	0325	156	
1.01.0327.0	0327	156	
1.01.0328.0	0328	156	
1.01.0329.0	0329	156	
1.01.0339.0	0339	156	
1.01.0340.0	0340	156	
1.01.0341.0	0341	156	
1.01.0342.0	0342	156	
1.01.0345.0	0345	156	
1.01.0348.0	0348	156	
1.01.0349.0	0349	156	
1.01.0351.0	0351	156	
1.01.0352.0	0352	156	
1.01.0353.0	0353	156	
1.01.0361.0	0361	156	
1.01.0362.0	0362	157	
1.01.0365.0	0365	157	
1.01.0366.0	0366	157	
1.01.0367.0	0367	157	
1.01.0376.0	0376	157	
1.01.0382.0	0382	157	
1.01.0389.0	0389	157	
1.01.0392.0	0392	157	
1.01.0394.0	0394	157	
1.01.0395.0	0395	157	
1.01.0397.0	0397	157	

Nº ZEN	ANTIGO OLD ANTIGUO	NOVO NEW NUEVO	Pg.
1.01.0398.0	0398	157	
1.01.0404.0	0404	157	
1.01.0406.0	0406	157	
1.01.0407.0	0407	157	
1.01.0408.0	0408	157	
1.01.0411.0	0411	158	
1.01.0412.0	0412	158	
1.01.0414.0	0414	158	
1.01.0417.0	0417	158	
1.01.0419.0	0419	158	
1.01.0420.0	0420	158	
1.01.0426.0	0426	158	
1.01.0428.0	0428	158	
1.01.0429.0	0429	158	
1.01.0433.0	0433	158	
1.01.0438.0	0438	158	
1.01.0440.0	0440	158	
1.01.0442.0	0442	158	
1.01.0443.0	0443	158	
1.01.0445.0	0445	158	
1.01.0447.0	0447	158	
1.01.0449.0	0449	159	
1.01.0450.0	0450	159	
1.01.0451.0	0451	159	
1.01.0453.0	0453	159	
1.01.0454.0	0454	159	
1.01.0455.0	0455	159	
1.01.0458.0	0458	159	
1.01.0459.0	0459	159	
1.01.0460.0	0460	159	
1.01.0461.0	0461	159	
1.01.0462.0	0462	159	
1.01.0463.0	0463	159	
1.01.0467.0	0467	159	
1.01.0468.0	0468	159	
1.01.0469.0	0469	159	
1.01.0474.0	0474	159	
1.01.0475.0	0475	160	
1.01.0482.0	0482	160	
1.01.0486.0	0486	160	
1.01.0492.0	0492	160	
1.01.0495.0	0495	160	
1.01.0498.0	0498	160	
1.01.0499.0	0499	160	
1.01.0502.0	0502	160	
1.01.0506.0	0506	160	
1.01.0517.0	0517	160	
1.01.0519.0	0519	160	
1.01.0520.0	0520	160	
1.01.0522.0	0522	160	
1.01.0528.0	0528	160	
1.01.0530.0	0530	160	
1.01.0532.0	0532	160	
1.01.0533.0	0533	161	
1.01.0537.0	0537	161	

Nº ZEN	ANTIGO OLD ANTIGUO	NOVO NEW NUEVO	Pg.
1.01.0540.0	0540	161	
1.01.0545.0	0545	161	
1.01.0554.0	0554	161	
1.01.0570.0	0570	161	
1.01.0571.0	0571	161	
1.01.0572.0	0572	161	
1.01.0573.0	0573	161	
1.01.0574.0	0574	161	
1.01.0575.0	0575	161	
1.01.0576.0	0576	161	
1.01.0579.0	0579	161	
1.01.0595.0	0595	161	
1.01.0596.0	0596	161	
1.01.0597.0	0597	161	
1.01.0600.0	0600	162	
1.01.0601.0	0601	162	
1.01.0605.0	0605	162	
1.01.0609.0	0609	162	
1.01.0610.0	0610	162	
1.01.0615.0	0615	162	
1.01.0617.0	0617	162	
1.01.0619.0	0619	162	
1.01.0630.0	0630	162	
1.01.0631.0	0631	162	
1.01.0632.0	0632	162	
1.01.0633.0	0633	162	
1.01.0636.0	0636	162	
1.01.0639.0	0639	162	
1.01.0641.0	0641	162	
1.01.0644.0	0644	162	
1.01.0645.0	0645	163	
1.01.0646.0	0646	163	
1.01.0647.0	0647	163	
1.01.0649.0	0649	163	
1.01.0653.0	0653	163	
1.01.0656.0	0656	163	
1.01.0657.0	0657	163	
1.01.0661.0	0661	163	
1.01.0663.0	0663	163	
1.01.0671.0	0671	163	
1.01.0672.0	0672	163	
1.01.0673.0	0673	163	
1.01.0674.0	0674	163	
1.01.0675.0	0675	163	
1.01.0676.0	0676	163	
1.01.0677.0	0677	163	
1.01.0679.0	0679	164	
1.01.0681.0	0681	164	
1.01.0684.0	0684	164	
1.01.0686.0	0686	164	
1.01.0687.0	0687	164	
1.01.0691.0	0691	164	
1.01.0701.0	0701	164	
1.01.0702.0	0702	164	
1.01.0703.0	0703	164	

Nº ZEN ANTIGO OLD ANTIGUO	Nº ZEN NOVO NEW NUEVO	Pg.
1.01.0706.0	0706	164
1.01.0709.0	0709	164
1.01.0711.0	0711	164
1.01.0712.0	0712	164
1.01.0713.0	0713	164
1.01.0714.0	0714	164
1.01.0720.0	0720	164
1.01.0723.0	0723	165
1.01.0729.0	0729	165
1.01.0731.0	0731	165
1.01.0737.0	0737	165
1.01.0740.0	0740	165
1.01.0741.0	0741	165
1.01.0742.0	0742	165
1.01.0743.0	0743	165
1.01.0744.0	0744	165
1.01.0745.0	0745	165
1.01.0747.0	0747	165
1.01.0750.0	0750	165
1.01.0752.0	0752	165
1.01.0753.0	0753	165
1.01.0756.0	0756	165
1.01.0762.0	0762	165
1.01.0765.0	0765	166
1.01.0767.0	0767	166
1.01.0768.0	0768	166
1.01.0769.0	0769	166
1.01.0770.0	0770	166
1.01.0771.0	0771	166
1.01.0774.0	0774	166
1.01.0775.0	0775	166
1.01.0779.0	0779	166
1.01.0783.0	0783	166
1.01.0785.0	0785	166
1.01.0786.0	0786	166
1.01.0787.0	0787	166
1.01.0790.0	0790	166
1.01.0791.0	0791	166
1.01.0793.0	0793	166
1.01.0794.0	0794	167
1.01.0797.0	0797	167
1.01.0798.0	0798	167
1.01.0799.0	0799	167
1.01.0800.0	0800	167
1.01.0801.0	0801	167
1.01.0803.0	0803	167
1.01.0805.0	0805	167
1.01.0806.0	0806	167
1.01.0808.0	0808	167
1.01.0809.0	0809	167
1.01.0815.0	0815	167
1.01.0817.0	0817	167
1.01.0818.0	0818	167
1.01.0820.0	0820	167
1.01.0821.0	0821	167

Nº ZEN ANTIGO OLD ANTIGUO	Nº ZEN NOVO NEW NUEVO	Pg.
1.01.0822.0	0822	168
1.01.0823.0	0823	168
1.01.0825.0	0825	168
1.01.0828.0	0828	168
1.01.0830.0	0830	168
1.01.0831.0	0831	168
1.01.0832.0	0832	168
1.01.0836.0	0836	168
1.01.0837.0	0837	168
1.01.0841.0	0841	168
1.01.0843.0	0843	168
1.01.0844.0	0844	168
1.01.0846.0	0846	168
1.01.0851.0	0851	168
1.01.0852.0	0852	168
1.01.0853.0	0853	168
1.01.0854.0	0854	169
1.01.0855.0	0855	169
1.01.0857.0	0857	169
1.01.0860.0	0860	169
1.01.0861.0	0861	169
1.01.0863.0	0863	169
1.01.0866.0	0866	169
1.01.0868.0	0868	169
1.01.0871.0	0871	169
1.01.0874.0	0874	169
1.01.0875.0	0875	169
1.01.0878.0	0878	169
1.01.0890.0	0890	169
1.01.0892.0	0892	169
1.01.0895.0	0895	169
1.01.0900.0	0900	169
1.01.0901.0	0901	170
1.01.0905.0	0905	170
1.01.0908.0	0908	170
1.01.0915.0	0915	170
1.01.0916.0	0916	170
1.01.0917.0	0917	170
1.01.0918.0	0918	170
1.01.0919.0	0919	170
1.01.0921.0	0921	170
1.01.0925.0	0925	170
1.01.0926.0	0926	170
1.01.0932.0	0932	170
1.01.0933.0	0933	170
1.01.0935.0	0935	170
1.01.0936.0	0936	170
1.01.0937.0	0937	170
1.01.0938.0	0938	171
1.01.0942.0	0942	171
1.01.0945.0	0945	171
1.01.0946.0	0946	171
1.01.0947.0	0947	171
1.01.0951.0	0951	171
1.01.0953.0	0953	171

Nº ZEN ANTIGO OLD ANTIGUO	Nº ZEN NOVO NEW NUEVO	Pg.
1.01.0954.0	0954	171
1.01.0957.0	0957	171
1.01.0958.0	0958	171
1.01.0959.0	0959	171
1.01.0960.0	0960	171
1.01.0961.0	0961	171
1.01.0962.0	0962	171
1.01.0965.0	0965	171
1.01.0969.0	0969	171
1.01.0972.0	0972	172
1.01.0975.0	0975	172
1.01.0976.0	0976	172
1.01.0978.0	0978	172
1.01.0983.0	0983	172
1.01.0989.0	0989	172
1.01.0990.0	0990	172
1.01.0997.0	0997	172
1.01.0998.0	0998	172
1.01.0999.0	0999	172
1.01.1004.0	1004	172
1.01.1005.0	1005	172
1.01.1011.0	1011	172
1.01.1016.0	1016	172
1.01.1017.0	1017	172
1.01.1018.0	1018	172
1.01.1019.0	1019	173
1.01.1020.0	1020	173
1.01.1021.0	1021	173
1.01.1022.0	1022	173
1.01.1023.0	1023	173
1.01.1024.0	1024	173
1.01.1027.0	1027	173
1.01.1030.0	1030	173
1.01.1031.0	1031	173
1.01.1033.0	1033	173
1.01.1037.0	1037	173
1.01.1038.0	1038	173
1.01.1046.0	1046	173
1.01.1047.0	1047	173
1.01.1048.0	1048	173
1.01.1054.0	1054	173
1.01.1056.0	1056	174
1.01.1057.0	1057	174
1.01.1058.0	1058	174
1.01.1062.0	1062	174
1.01.1063.0	1063	174
1.01.1064.0	1064	174
1.01.1067.0	1067	174
1.01.1068.0	1068	174
1.01.1069.0	1069	174
1.01.1070.0	1070	174
1.01.1071.0	1071	174
1.01.1072.0	1072	174
1.01.1073.0	1073	174
1.01.1074.0	1074	174

Nº ZEN ANTIGO OLD ANTIGUO	Nº ZEN NOVO NEW NUEVO	Pg.
1.01.1088.0	1088	174
1.01.1090.0	1090	174
1.01.1097.0	1097	175
1.01.1104.0	1104	175
1.01.1107.0	1107	175
1.01.1108.0	1108	175
1.01.1109.0	1109	175
1.01.1113.0	1113	175
1.01.1117.0	1117	175
1.01.1133.0	1133	175
1.01.1134.0	1134	175
1.01.1152.0	1152	175
1.01.1153.0	1153	175
1.01.1155.0	1155	175
1.01.1156.0	1156	175
1.01.1162.0	1162	175
1.01.1168.0	1168	175
1.01.1169.0	1169	175
1.01.1170.0	1170	176
1.01.1171.0	1171	176
1.01.1172.0	1172	176
1.01.1174.0	1174	176
1.01.1177.0	1177	176
1.01.0020.1	1184	176
1.01.0287.1	1187	176
1.01.0409.1	1188	176
1.01.0433.1	1189	176
1.01.0620.1	1192	176
1.01.0623.1	1193	176
1.01.0629.1	1194	176
1.01.0652.1	1198	176
1.01.0662.1	1199	176
1.01.0750.1	1201	176
1.01.0786.1	1206	176
1.01.0793.1	1207	177
1.01.0824.1	1208	177
1.01.0833.1	1209	177
1.01.0883.1	1211	177
1.01.0884.1	1212	177
1.01.0885.1	1213	177
1.01.0921.1	1215	177
1.01.0941.1	1217	177
1.01.1014.1	1221	177
1.01.1078.1	1222	177
1.01.1080.1	1223	177
1.01.0620.2	1224	177
1.01.0623.2	1225	177
1.01.0662.2	1226	177
1.01.0786.2	1227	177
1.01.0824.2	1228	177
1.01.0968.3	1351	178
1.01.1458.0	1458	178
1.01.1467.0	1467	178
1.01.1468.0	1468	178
1.01.1469.0	1469	178

Nº ZEN ANTIGO OLD ANTIGUO	Nº ZEN NOVO NEW NUEVO	Pg.
1.01.1470.0	1470	178
1.01.1471.0	1471	178
1.01.1474.0	1474	178
1.01.1482.0	1482	178
1.01.1484.0	1484	178
1.01.1485.0	1485	178
1.01.1486.0	1486	178
1.01.1487.0	1487	178
1.01.1496.0	1496	178
1.01.1504.0	1504	178
1.01.1509.0	1509	178
1.01.1516.0	1516	179
1.01.1518.0	1518	179
1.01.1532.0	1532	179
1.01.1533.0	1533	179
1.01.1534.0	1534	179
1.01.1538.0	1538	179
1.01.1539.0	1539	179
1.01.1545.0	1545	179
1.01.1547.0	1547	179
1.01.1548.0	1548	179
1.01.1550.0	1550	179
1.01.1552.0	1552	179
1.01.1553.0	1553	179
1.01.1555.0	1555	179
1.01.1556.0	1556	179
1.01.1557.0	1557	179
1.01.1561.0	1561	180
1.01.1562.0	1562	180
1.01.1563.0	1563	180
1.01.1567.0	1567	180
1.01.1570.0	1570	180
1.01.1574.0	1574	180
1.01.1575.0	1575	180
1.01.1576.0	1576	180
1.01.1585.0	1585	180
1.01.1588.0	1588	180
1.01.1597.0	1597	180
1.01.1605.0	1605	180
1.01.1607.0	1607	180
1.01.1608.0	1608	180
1.01.1612.0	1612	180
1.01.1614.0	1614	180
1.01.1615.0	1615	181
1.01.1616.0	1616	181
1.01.1617.0	1617	181
1.01.1619.0	1619	181
1.01.1620.0	1620	181
1.01.1629.0	1629	181
1.01.1630.0	1630	181
1.01.1631.0	1631	181
1.01.1632.0	1632	181
1.01.1635.0	1635	181
1.01.1642.0	1642	181
1.01.1643.0	1643	181

Nº ZEN ANTIGO OLD ANTIGUO	Nº ZEN NOVO NEW NUEVO	Pg.
1.01.1646.0	1646	181
1.01.1650.0	1650	181
1.01.1655.0	1655	181
1.01.1666.0	1666	181
1.01.1674.0	1674	182
1.01.1675.0	1675	182
1.01.1676.0	1676	182
1.01.1677.0	1677	182
1.01.1680.0	1680	182
1.01.1681.0	1681	182
1.01.1684.0	1684	182
1.01.1685.0	1685	182
1.01.1686.0	1686	182
1.01.1690.0	1690	182
1.01.1691.0	1691	182
1.01.1695.0	1695	182
1.01.1702.0	1702	182
1.01.1704.0	1704	182
1.01.1705.0	1705	182
1.01.1706.0	1706	182
1.01.1708.0	1708	183
1.01.1712.0	1712	183
1.01.1714.0	1714	183
1.01.1715.0	1715	183
1.01.1716.0	1716	183
1.01.1717.0	1717	183
1.01.1718.0	1718	183
1.01.1720.0	1720	183
1.01.1722.0	1722	183
1.01.1723.0	1723	183
1.01.1727.0	1727	183
1.01.1734.0	1734	183
1.01.1735.0	1735	183
1.01.1740.0	1740	183
1.01.1741.0	1741	183
1.01.1745.0	1745	183
1.01.1752.0	1752	184
1.01.1755.0	1755	184
1.01.1756.0	1756	184
1.01.1757.0	1757	184
1.01.1758.0	1758	184
1.01.1759.0	1759	184
1.01.1761.0	1761	184
1.01.1762.0	1762	184
1.01.1763.0	1763	184
1.01.1764.0	1764	184
1.01.1765.0	1765	184
1.01.1768.0	1768	184
1.01.1770.0	1770	184
1.01.1771.0	1771	184
1.01.1774.0	1774	184
1.01.1775.0	1775	184
1.01.1776.0	1776	185
1.01.1777.0	1777	185
1.01.1778.0	1778	185

Nº ZEN ANTIGO OLD ANTIGUO	Nº ZEN NOVO NEW NUEVO	Pg.
1.01.1779.0	1779	185
1.01.1780.0	1780	185
1.01.1781.0	1781	185
1.01.1784.0	1784	185
1.01.1787.0	1787	185
1.01.1788.0	1788	185
1.01.1790.0	1790	185
1.01.1791.0	1791	185
1.01.1794.0	1794	185
1.01.1797.0	1797	185
1.01.1799.0	1799	185
1.01.1800.0	1800	185
1.01.1801.0	1801	185
1.01.1803.0	1803	186
1.01.1807.0	1807	186
1.01.1808.0	1808	186
1.01.1812.0	1812	186
1.01.1813.0	1813	186
10118140	1814	186
1.01.1815.0	1815	186
1.01.1816.0	1816	186
1.01.1820.0	1820	186
1.01.1822.0	1822	186
1.01.1823.0	1823	186
1.01.1824.0	1824	186
1.01.1825.0	1825	186
1.01.1826.0	1826	186
1.01.1827.0	1827	186
1.01.1830.0	1830	186
1.01.1838.0	1838	187
1.01.1839.0	1839	187
1.01.1841.0	1841	187
1.01.1847.0	1847	187
1.01.1848.0	1848	187
10118490	1849	187
10118550	1855	187
1.01.1856.0	1856	187
1.01.1857.0	1857	187
1.01.1861.0	1861	187
1.01.1862.0	1862	187
1.01.1863.0	1863	187
1.01.1864.0	1864	187
1.01.1871.0	1871	187
1.01.1872.0	1872	187
1.01.1873.0	1873	187
1.01.1875.0	1875	188
1.01.1876.0	1876	188
10118770	1877	188
1.01.1879.0	1879	188
	1882	188
	1884	188
	1886	188
	1887	188
	1888	188
	1890	188

Nº ZEN ANTIGO OLD ANTIGUO	Nº ZEN NOVO NEW NUEVO	Pg.
	1891	188
	1893	188
	1895	188
	1899	188
	1902	188
	1903	188
	1904	189
	1905	189
	1906	189
	1908	189
	1909	189
	1910	189
	1911	189
	1912	189
	1913	189
	1915	189
	1916	189
	1920	189
	1921	189
	1922	189
	1923	189
	1924	189
	1925	190
	1926	190
	1927	190
	1930	190
	1932	190
	1933	190
	1934	190
	1935	190
	1938	190
	1939	190
	1942	190
	1943	190
	1945	190
	1947	190
	1949	190
	1950	190
	1957	191
	1958	191
	1959	191
	1963	191
1.01.0952.1	10003	191
Pinhão		
Pinion		
Piñon		
	0032	192
	0035	192
	0036	192
	0087	192
	0170	192
	0171	192
	0218	192
	0280	192
	0380	192

Nº ZEN	ANTIGO OLD ANTIGUO	Nº ZEN	NOVO NEW NUEVO	Pg.
--------	--------------------------	--------	----------------------	-----

	1216	192
	9186	192
	9301	192
	9307	192
	9350	192
	9402	192
	9492	192
	9495	193
	9502	193
	9506	193
	9525	193
	9526	193
	9527	193
	9542	193
	9632	193
	9678	193
	9702	193
	9705	193
	10049	193
	12609	193
	12658	193
	12659	193
	12812	193
	12913	194
	13021	194
	13119	194
	13268	194

Planetária  
Planetary Gear  
Planetario

	12675	195
	12681	195
	12682	195
	12683	195
	12685	195
	12687	195
	12689	195
	12690	195
	12692	195
	12717	195
	12720	195
	12786	195
	12841	195



ABG	Nº ZEN	Pg.
Jumbo 140	0087	192
Acura	Nº ZEN	Pg.
CSX L4 2.0L 1998cc 122cid	1849	187
EL 1.7L	1548	179
Integra 1.8	1864	187
Integra 4 Cil 1.7L 1678cc	9542	193
Integra 4 Cil 1.8L 1834cc	9542	193
Integra	10049	193
Integra L4 1.7L 1678cc	1212	177
Integra L4 1.8L 1834cc	1212	177
Legend 3.2 C32A2	1863	187
SLX 3.2 6VD1	1863	187
SLX 3.5 6VE1	1863	187
TSX L4 2.4L 2354cc	1849	187
Agco	Nº ZEN	Pg.
Trator 6 cil.	12675	195
Trator 9630 6-374 Deutz diesel	0645	163
Trator 9650 6-374 Deutz diesel	0645	163
Agrale	Nº ZEN	Pg.
5000D	1073	174
6150	1073	174
7000D	1073	174
7500 TD	1073	174
BX100	1073	174
BX130	1073	174
BX4.100	1073	174
BX4.110	1073	174
BX4.130	1073	174
BX4.150	1073	174
BX4.90	1073	174
Caminhão TX1600	0408	157
Micro Ônibus Volare	1063	174
Micro Ônibus Volare (Marcopolo) MWM 407 TCA	1022	173
Ônibus Volare	12682	195
TX1600 MWM-D 229-3	0028	151
TX1600 MWM	0085	152
Volare	1550	179
Agria	Nº ZEN	Pg.
4900	1005	172
Aifo	Nº ZEN	Pg.
M32S	0087	192
M42S	0087	192
M52S	0087	192
Alfa Romeo	Nº ZEN	Pg.
145 1.4 16V	1169	175
145, 145 1.6ie	12683	195
146 1.4 16V	1169	175
147 1.6 16V - 1.8 16V - 2.0 16V	1927	190
156 1.9 JTD	1718	183
156 1.6 16V - 1.8 16V - 2.0 16V	1927	190
159 2.2 JTS	0756	165
159 1.8	1899	188
159 2.0	1899	188

Alfa Romeo	Nº ZEN	Pg.
2300	0077	152
2300B	0077	152
2600TT	0223	154
30	0291	155
30AR8	0310	155
30AR8	0407	157
30AR8	0601	162
32	0291	155
32AR8	0310	155
32AR8	0407	157
32AR8	0601	162
35	0291	155
35AR8	0310	155
35AR8	0407	157
35AR8	0601	162
40 AR8	0291	155
400	0036	192
40AR8	0310	155
40AR8	0407	157
40AR8	0601	162
450	0036	192
4C 1.7	1899	188
4C Spider 1.7	1899	188
Alfa 145	1033	173
Alfa 146 1.9 JTD	1033	173
Alfa 147 1.9 JTD	1033	173
Alfa 156 1.9 JTD	1033	173
Alfa 164 2.0	0482	160
Alfa 164 3.0	0482	160
Alfa 164TD	0706	164
Alfa 33 1.3, 1.5, 1.6	0482	160
Alfa 33TD	0706	164
Alfa 6 2.0, 2.5	0108	152
Alfa 6 2.5 TD	0366	157
Alfa 75 1.6, 1.8, 1.8 turbo, 2.5	0108	152
Alfa 75 2.0	0482	160
Alfa 75TD	0706	164
Alfa 90 1.8, 2.0, 2.5	0108	152
Alfa 90 2.0	0482	160
Alfa 90TD	0706	164
Alfa Romeo 14AR 6 Turbo	0875	169
Alfa Romeo 156	1630	181
Alfa Romeo 166 2.4 TD	1630	181
Alfasud 1.2 Super TI	0108	152
Alfasud 1.2, 1.5	0307	155
Alfetta 1.6, 1.8, 2.0	0108	152
Alfetta 2.0 turbo diesel	0225	154
Alfetta 1.6, 1.8	0307	155
Alfetta 2.0 turbo diesel	0366	157
Alfetta TD.	0706	164
Arna 1.2 e 1.3	0108	152
Brera 2.2 JTS	0756	165
Brera 2.0	1899	188
Especial/Special	0189	153
Especial/Special	1117	175
F2	0108	152
Giulia Diesel	0447	158

Alfa Romeo	Nº ZEN	Pg.
Giulia Super 1.3, 1.6	0307	155
Giulietta 1.3, 1.8, 2.0	0108	152
Giulietta 1.8	1899	188
Giulietta 1.4 TB Start/Stop	1908	189
Giulietta TD.	0706	164
GT Junior	0307	155
GT Veloce 2000	0307	155
GTV2000 2.0 e 2.5	0108	152
JK2000	0015	151
JK2150	0015	151
Mito 0.9 Start/Stop	1908	189
Mito 1.3 JTDM Start/Stop	1908	189
Spider 2.2 JTS	0756	165
Spider 1.8	1899	188
Spider 2.0	1899	188

Allis Chalmers	Nº ZEN	Pg.
ED 40 4 Cil 138 Diesel	0411	158

Alto	Nº ZEN	Pg.
VXI	1509	178

American	Nº ZEN	Pg.
Ambassador V8 4.8L 290cid	0135	153
Ambassador V8 5.0L 304cid	0135	153
Ambassador V8 5.0L 4982cc 304cid	0135	153
Ambassador V8 5.0L 4983cc 304cid	0135	153
Ambassador V8 5.6L 343cid	0135	153
Ambassador V8 5.6L 5585cc 343cid	0135	153
Ambassador V8 5.9L 360cid	0135	153
Ambassador V8 5.9L 5899cc 360cid	0135	153
Ambassador V8 5.9L 5900cc 360cid	0135	153
Ambassador V8 6.4L 390cid	0135	153
Ambassador V8 6.4L 6391cc 390cid	0135	153
Ambassador V8 6.6L 401cid	0135	153
Ambassador V8 6.6L 6571cc 401cid	0135	153
Ambassador V8 6.6L 6572cc 401cid	0135	153
American	0135	153
AMX 8 cil 5.0L 304cid	0135	153
AMX 8 cil 5.0L 4982cc 304cid	0135	153
AMX 8 cil 5.0L 4983cc 304cid	0135	153
AMX 8 cil 5.9L 5899cc 360cid	0135	153
AMX 8 cil 5.9L 5900cc 360cid	0135	153
AMX 8 cil 6.6L 6571cc 401cid	0135	153
AMX 8 cil 6.6L 6572cc 401cid	0135	153
AMX V8 4.8L 290cid	0135	153
AMX V8 5.6L 343cid	0135	153
AMX V8 5.6L 5585cc 343cid	0135	153
AMX V8 5.9L 360cid	0135	153
AMX V8 5.9L 5899cc 360cid	0135	153
AMX V8 5.9L 5900cc 360cid	0135	153
AMX V8 6.4L 390cid	0135	153
AMX V8 6.4L 6391cc 390cid	0135	153
Gremlin L6 3.8L 232cid	0135	153
Gremlin L6 3.8L 3802cc 232cid	0135	153
Gremlin L6 4.2L 258cid	0135	153
Gremlin L6 4.2L 4228cc 258cid	0135	153
Gremlin L6 4.2L 4229cc 258cid	0135	153

American	Nº ZEN	Pg.
Gremlin V8 5.0L 304cid	0135	153
Gremlin V8 5.0L 4982cc 304cid	0135	153
Gremlin V8 5.0L 4983cc 304cid	0135	153
Hornet L6 3.8L 232cid	0135	153
Hornet L6 3.8L 3802cc 232cid	0135	153
Hornet L6 4.2L 258cid	0135	153

Asia Motors	Nº ZEN	Pg.
1135-1	0392	157
1135-15	0392	157
1135-50	0392	157
1135-55	0392	157
2135	0392	157
2135-50	0392	157
PR425	0087	192
Towner	0519	160
Towner Daewoo	0854	169

Audi	Nº ZEN	Pg.
100	0080	152
100 1.8, 1.9, 2.0	0108	152
100	0482	160
100 5D turbo D 2.0	0228	154
1000	0015	151
100D	0631	162
100INJ	0482	160
100TD	0631	162
200	0482	160
200 turbo	0108	152
200I	0108	152
4000 Diesel	0420	158
4000 Diesel turbo	0420	158
4000 TD	0474	159
60	0080	152
72	0080	152
80	0080	152
80	0108	152
80 1.6 D	0474	159
80 1.6 TD	0474	159
80 1.6, 1.8 e 1.9	0482	160
80 D 1.6L	1067	174
80 TD 1.9	1067	174
80D	0420	158
80D Turbo	0420	158
80D	0482	160
80INL	0482	160
80L	0108	152
80TD	0482	160
90	0080	152
90	0482	160
90 1.9 D	1067	174
90D	0482	160
911	1223	177
A1 2.0 TFSI quattro	1685	182
A1 1.6 TDI START/STOP	1824	186
A1 1.2 TFSI - 1.4 TFSI START/STOP	1826	186
A1 1.6 TDI - 2.0 TDI START/STOP	1826	186
A2 1.4 TDI	1926	190

Audi	Nº ZEN	Pg.
A3 1.6, 1.8 e 2.0	0475	160
A3 1.6i, 1.6T	0932	170
A3 1.9 TDI	0937	170
A3	1017	172
A3 1.6, 1.8 e 1.8 Turbo	1069	174
A3 1.6 - 1.8 T	1108	175
A3 1.6 - 1.6 FSI	1632	181
A3 2.0 FSI	1632	181
A3 1.8 TFSI Sportback	1685	182
A3 1900 BLS BKC BXE	1814	186
A3 Convertible (8P7) Eng.BLS 1.9 TDI 77kw BLS	1814	186
A3 1.6 TDI START/STOP	1824	186
A3 1.9 TDI - 2.0 TDI - 3.2 V6 quattro	1856	187
A3 2.0 FSI - 1.9TDI - 2.0 TDI	1910	189
A3 1.6 S3 quattro	1926	190
A3 1.9 TDI quattro	1926	190
A3 1.8, 1.8T	12690	195
A3 1.2 TFSI - 1.4 TFSI START/STOP	1826	186
A3 1.6 TDI - 2.0 TDI START/STOP	1826	186
A3 1.9 TDI, 2.0 TDI, 3.2 V6 quattro	1823	186
A4 1.6i, 1.8i	0745	165
A4	0925	170
A4 2.5 TDI	1631	181
A4 1.9 TDI	1930	190
A4 - Avant - Quattro 1.9TDI	1067	174
A6 1.6, 1.8 e 2.0	0475	160
A6	0925	170
A6 2.5 TDI	1631	181
A6	1930	190
A6 - Avant 1.9 TDI	1067	174
A8 2.5 TDI	1631	181
Boxter	1223	177
Carrera	1223	177
Cayman	1223	177
Coupe 1.6	0482	160
Fox 100 1.6, 1.8, 1.9	0068	152
Fox 4000 1.6, 1.7	0068	152
Fox 50 1.3, 1.5	0068	152
Fox 80 1.3, 1.5, 1.6	0068	152
Q7	1223	177
Quattro	0108	152
Quattro	0482	160
Quattro	1631	181
S 3 Quattro	1655	181
TT	1108	175
TT 1.8 T - 3.2 V6 quattro	1856	187
TT 8 T - Quattro	1910	189
TT 1.8T / 3.2L	1920	189
TT Coupe 1.8	1655	181
Audi	Nº ZEN	Pg.
A3 1.6 FSI 2.0 FSI	1890	188
A3 L4 2.0L 1984cc 121cid	1891	188
A3 L4 2.0L 1984cc 121cid GAS	1891	188
TT L4 2.0L 1984cc 121cid CCTA	1891	188
TT Quattro L4 2.0L 1984cc 121cid CCTA	1891	188

Austin	Nº ZEN	Pg.
1100	0170	192
1100	0171	192
Allegro	0170	192
Allegro	0171	192
Allegro	0380	192
Maestro 2.0	0822	168
Maxi	0170	192
Maxi	0171	192
Maxi	0380	192
Mini	0170	192
Mini	0171	192
Mini	0380	192
Morris 1100	0486	160
Autobianchi	Nº ZEN	Pg.
Especial/Special	1056	174
Bedford	Nº ZEN	Pg.
CA 1.6,2.0	0412	158
Caminhão	0486	160
CF	0170	192
CF	0171	192
CF 1.6,2.0	0412	158
CF 1.8 e 2.3	1188	176
Chevanne	0170	192
Chevanne	0171	192
Ha Van	0170	192
Ha Van	0171	192
Ha Van	0380	192
MIDI	0686	164
MIDI	0765	166
Rascal	0686	164
TL 1000 330	1616	181
TL 1260 330	1616	181
TL 1630 330 Turbo (107 bhp)	1616	181
TL 860 330	1616	181
Bluebird Bus	Nº ZEN	Pg.
Bluebird	9402	192
BMW	Nº ZEN	Pg.
116i	1927	190
118i	1927	190
120i	1927	190
125i 3.0L 2996cc	1765	184
135i 3.0L 2979cc	1765	184
1500	0223	154
1502	0223	154
1600	0223	154
1602	0223	154
1800	0223	154
1800TI	0223	154
1802	0223	154
2000	0223	154
2002	0223	154
2002 Turbo	0223	154
2500	0223	154
2500	0300	155



BMW	Nº ZEN	Pg.
2600	0015	151
2600L	0015	151
2800	0223	154
2800	0300	155
3000	0223	154
3000	0300	155
315	0361	156
316	0223	154
316	0361	156
316, 318, 325 série E36	0997	172
316i	0475	160
318	0223	154
318	0361	156
318 TDS	1487	178
318i	0475	160
318i	0969	171
318i	1927	190
320	0108	152
320	0223	154
320	0361	156
320	0395	157
3200	0015	151
3200CS	0015	151
320i	0223	154
320i	0395	157
320i	0475	160
321i	0395	157
323 i	0108	152
324	1033	173
324D	0573	161
324D	0969	171
324TD	0573	161
325	1033	173
325E	0482	160
325i	0475	160
325i	0482	160
3300	0223	154
3300	0300	155
5 Séries Active Hybrid 3.0L 2979cc	1765	184
503	0015	151
518	0223	154
518	0361	156
518i	0475	160
520	0108	152
520	0223	154
520	0367	157
520	0395	157
520i	0223	154
520i	0475	160
523 i	0108	152
523i	0475	160
523i 3.0L 2996cc	1765	184
524D	0969	171
524TD	0573	161
525	0223	154
525	0300	155
525	0361	156

BMW	Nº ZEN	Pg.
525	0395	157
525	1033	173
525E	0482	160
525i	0475	160
528	0108	152
528	0223	154
528	0300	155
528	0361	156
528	0395	157
528i	0223	154
528i	0475	160
528i 3.0L 2996cc	1765	184
528i	0068	152
530	0300	155
530Li 3.0L, N52B30AF, Non-Turbo	1765	184
628	0361	156
630	0300	155
635	0300	155
663	0300	155
725 TDS 12V	1033	173
728	0223	154
728	0300	155
728	0361	156
728 série E38	0997	172
728i	0475	160
728i	0068	152
730	0300	155
730i 3.0L 2996cc	1765	184
732	0300	155
733	0300	155
735	0300	155
740i 3.0L 2979cc	1765	184
745	0300	155
750i	0573	161
90	0482	160
900	0482	160
900 Turbo	0482	160
900 Turbo 16	0482	160
9000	0482	160
900iNJ	0482	160
BMW 320, Séries X3,X5	1718	183
BMW 325	1630	181
BMW 525	1630	181
BMW 725	1630	181
BMW série 5 e série E34 - E36 Todos os tipos exceto diesel	0997	172
M535i	0300	155
R100	0325	156
R45	0325	156
R60	0325	156
R65	0325	156
R75	0325	156
R80	0325	156
Série 1	1720	183
Série 3	1720	183
Série 5	1720	183
Série 6	1720	183

BMW	Nº ZEN	Pg.
Série 7	1720	183
Séries 5	1486	178
Séries 7	1486	178
Séries 8	1486	178
Séries X5	1486	178
X1	1720	183
X3 2.0 2.5 e 3.0	1720	183
X3 3.0L 2979cc	1765	184
X3 3.0L 2996cc	1765	184
X3 2.0i	1927	190
X5	1720	183
X6	1720	183
Z4 2.2 2.5 e 3.0	1720	183
Z4 2.5L 2497cc	1765	184
Z4 3.0L 2979cc	1765	184
Z4 3.0L 2996cc	1765	184
Z4 2.0i	1927	190
Bobcat	Nº ZEN	Pg.
2400 Perkins 4-236 Dsl	0649	163
2410 Perkins 4-236 Dsl	0649	163
3023 Kubota V1702 Dsl	0649	163
641 Deutz F2L511 Dsl	0649	163
741 Deutz F2L511D Dsl	0649	163
843B Isuzu 4JB1PK-01 Dsl	0649	163
843HC Isuzu 4JB1PK-01 Dsl	0649	163
853 Isuzu 4JB1PK-03 Dsl	0649	163
853H Isuzu 4JB1PK-03 Dsl	0649	163
943 Perkins 4-236 Dsl	0649	163
974 Perkins 4-236 Dsl	0649	163
Especial/Special	0644	162
Especial/Special	1194	176
Bomag	Nº ZEN	Pg.
BW 905 SH/SL	0417	158
Bonser	Nº ZEN	Pg.
D20	0398	157
D200K	0398	157
D25	0398	157
D2500K	0398	157
Borgward	Nº ZEN	Pg.
Especial/Special	0462	159
Buick	Nº ZEN	Pg.
Century 4 cil 2.2L	0783	166
Century 3.1 L (189) V6	10003	191
Century 3.1 L (189) V6	12720	195
Century V6 3.8L 3800cc 231cid	0433	158
Electra V6 3.8L 3800cc 231cid	0433	158
Enclave V6 3.6L 217cid	0806	167
Enclave V6 3.6L 3564cc 217cid	0806	167
Encore 1.4 L4 Gasolina	1922	189
LaCrosse V6 3.0L 182cid	0806	167
LaCrosse V6 3.6L 217cid	0806	167
LaCrosse V6 3.6L 3564cc 217cid	0806	167
LeSabre V6 3.0L 181cid	0433	158
Regal V6 3.1	0783	166

Buick	Nº ZEN	Pg.
Regal L4 2.0L 1998cc 122cid	1935	190
Skylark V6 3.0L 181cid	0433	158
Somerset Regal V6 3.0L 181cid	0433	158
Somerset V6 3.0L 181cid	0433	158
Cadillac	Nº ZEN	Pg.
ATS L4 2.0L 1998cc 122cid	1935	190
ATS L4 2.5L 2457cc 150cid	1935	190
DeVille V8 4.6L 281cid Gasolina	0774	166
Eldorado V8 4.6L 281cid Gasolina	0774	166
Escalade 5.7	0756	165
Escalade V8 6.2L	1761	184
Escalade 5.3L (325) V8	10003	191
Escalade 5.3L (325) V8	12720	195
Seville V8 4.6L 281cid	0774	166
Seville V8 4.6L 281cid Gasolina	0774	166
SRX V6 3.0L 182cid	0806	167
STS V6 3.6L 217cid	0806	167
Carraro	Nº ZEN	Pg.
Super Tigre 625	1005	172
Case	Nº ZEN	Pg.
1190 3 165 Diesel	0411	158
1290 4 Cil 195 Diesel	0411	158
1294 4 Cil 219 Diesel	0411	158
1390 4 Cil 219 Diesel	0411	158
1394 4 Cil 219 Diesel	0411	158
1490 4 Cil 219 Diesel	0411	158
1494 4 Cil 219 Diesel	0411	158
1820	1616	181
380CK	0411	158
580/E/CK (Perkins) Perkins	0024	151
580F Construction King European	0411	158
770 3 146 Diesel	0411	158
780 Diesel Engines	0411	158
780 3 146 Diesel	0411	158
80 CR / 80 P	1073	174
850 3 154 Diesel	0411	158
995 Farm Tractor 4 Cil 219 Diesel	0411	158
ACCO1820	1616	181
CX27B V8 3TNV82	1556	179
CX31B V8 3TNV88	1556	179
CX36B V8 3TNV88	1556	179
Pá Carregadeira com motor Scania	0087	192
Pá Carregadeira W7 com motor Perkins 6 cil	0024	151
Retroescavadeira 580H	0118	152
Retroescavadeira 580 Perkins 4 cil	0024	151
Retroescavadeira 580CK Perkins 4cil	0024	151
Retroescavadeira 580E Perkins 4 cil	0024	151
Retroescavadeira 580H	0024	151
Trator 2470	0087	192
Trator 4490	0087	192
Trator W36	0087	192
TX36	1616	181
Windrower 6000 225 gasolina	0495	160
Windrower 6500 225 gasolina	0495	160

Caterpillar	Nº ZEN	Pg.
2.5kW/12 Volt	9402	192
Motoniveladora 12E	0036	192
CBT	Nº ZEN	Pg.
1090 Perkins 6 cil	0060	152
8240 4.248 JF 12v	1690	182
8440	1073	174
Trator 1000 Perkins 4 e 6 cil	0024	151
Trator 1090 Perkins 4 e 6 cil	0024	151
Trator 1100 Perkins 4 e 6 cil	0024	151
Trator 8240 Perkins 4236	0024	151
Trator 8240	0118	152
Trator 8260 4x4 com motor Perkins	0118	152
Chrysler	Nº ZEN	Pg.
Avenger L4 2.4L 2360cc 144cid	1771	184
Caliber L4 1.8L 1798cc 110cid	1771	184
Caliber L4 2.0L 1998cc 122cid	1771	184
Caliber L4 2.0L 1998cc 122cid VIN A	1771	184
Caliber L4 2.4L 2360cc 144cid	1771	184
Caliber L4 2.4L 2360cc 144cid VIN A	1771	184
Caminhão Dodge D300 com motor Perkins	0118	152
Caravan	0817	167
Chrysler Concorde 3.3L	9492	192
Concorde	0817	167
Crosfire 3.2L - 3199cc	1485	178
Daytona 3.0	0575	161
Daytona 3.0	0750	165
Dodge	0352	156
Dodge	0506	160
Dodge 2.2, 2.5 lts	0532	160
Dodge	0573	161
Dodge Série S	0661	163
Dodge 6cil e 8cil - Motor B	0675	163
Dodge 1500	0397	157
Dodge C17	0392	157
Dodge C20	0392	157
Dodge C2662	0392	157
Dodge C2664	0392	157
Dodge D14000 MWM 6 cil e partida Wapsa	0085	152
Dodge D400 Perkins 4 cil	0024	151
Dodge D500	0054	151
Dodge D750 MWM 6 cil	0085	152
Dodge D950 MWM 6 cil	0085	152
Dodge Dakota 2.5 Diesel	0573	161
Dodge Eagle Vision Intrepid	0817	167
Dodge Fifth Avenue	0817	167
Dodge Horizon	0339	156
Dodge Neon	1545	179
Dodge Polara 1800	0077	152
Dodge RAM	1470	178
Dodge Ranger DKCF, DVC, WC	0486	160
Dodge Ranger KC, VC	0486	160
Dodge Ranger KCF, DKC	0486	160
Dodge T17	0392	157
Dynanty	0817	167
E Class 4 Cil 2.6L 2555cc 156cid	9307	192
Executive Limousine 4 Cil 2.6L 2555cc 156cid	9307	192

Chrysler	Nº ZEN	Pg.
Executive Sedan 4 Cil 2.6L 2555cc 156cid	9307	192
Grand Caravan 3.0 i LE	0641	162
Imperial	0817	167
Jeep Cherokee	0801	167
Jeep Cherokee	0825	168
Jeep Cherokee Sport	0573	161
Journey L4 2.4L 2360cc 144cid	1771	184
LeBaron 4 Cil 2.6L 2555cc 156cid	9307	192
Liberty 2.4L	1538	179
Liberty 3.7L	1538	179
Neon	0852	168
Neon II 1.6 - 2.0 16V	1545	179
New Yorker	0817	167
New Yorker 4 Cil 2.6L 2555cc 156cid	9307	192
Omni	0339	156
PT Cruiser	0617	162
Saragata 3.0	0575	161
Saragata 3.0 3.0	0750	165
Sebring L4 2.4L 2360cc 144cid	1771	184
Shadow 2.5, 3.0 V6	0532	160
Spirit 2.5, 3.0 V6	0532	160
Spirit	0641	162
Stratus	0852	168
Town	0817	167
Town E Country 4 Cil 2.6L 2555cc 156cid	9307	192
Voyager 2.5, 3.0 V6	0532	160
Voyager V6 3.0	0575	161
Voyager 2.5 e 3.0.	0641	162
Voyager 2.5 TD	0706	164
Voyager 3.3 V6	0750	165
Citroën	Nº ZEN	Pg.
AX	0482	160
Ax	0775	166
AX 1.4 diesel	0775	166
Ax	0976	172
Ax	1152	175
AX Sport	0775	166
Berlingo	0846	168
Berlingo	0976	172
Berlingo 1.8 D, 1.9 D e 2.0 HDi	1023	173
Berlingo 1.8, 1.8 d	1031	173
Berlingo 1.8, 1.8 d	1037	173
Berlingo 1.9 D	1576	180
Berlingo 2.0 HDi	1576	180
Berlingo	1752	184
Berlingo 1.6 HDi	1758	184
Berlingo 1.1, 1.4 e 1.6	1763	184
Berlingo 2.0	1774	184
Berlingo 1.6 HDi	1812	186
Berlingo	1822	186
Berlingo 1.1 - 1.6 HDi	1902	188
BX	0961	171
BX	1152	175
BX 14	0108	152
BX 16	1187	176
BX14	0482	160



Citroën	Nº ZEN	Pg.
BX14	0775	166
BX16	0482	160
BX16	0775	166
BX16	0926	170
BX17 Diesel	0800	167
BX19 Diesel	0800	167
C1 1.0	1545	179
C1 1.4 - 1.6 - 2.2 HDi	1902	188
C1 (PM, PN) Eng.1KRFE 1.0 50kw 1KRFE	1925	190
C1 1000, CFA, 1KRFE	1925	190
C1, C2, C3 1.4 Hdi e 1.6 Hdi	1812	186
C2	0458	159
C2 1.6 HDi	1758	184
C2 1.1, 1.4 e 1.6	1763	184
C2	1822	186
C2 1.4 - 1.6 - 2.2 HDi	1902	188
C22	0108	152
C25	0108	152
C25	1187	176
C3	0458	159
C3	0965	171
C3 1.1i, 1.4i, 1.6 16V	0976	172
C3	1752	184
C3	1755	184
C3 1.6 16V HDi	1758	184
C3 1.1, 1.4 e 1.6	1763	184
C3	1822	186
C3 1.4 - 1.6 - 2.2 HDi	1902	188
C4	1755	184
C4 1.6 HDi	1758	184
C4 1.6 16V Bio flex e 1.6 Hdi	1812	186
C4	1822	186
C4 1.4 - 1.6 - 2.2 HDi	1902	188
C4 Pallas	0806	167
C5 1.6 HDi	1758	184
C5 1.6 Hdi e 2.2 HDi	1812	186
C5	1822	186
C5 1.4 - 1.6 - 2.2 HDi	1902	188
Citroen BX 19 Diesel	0646	163
Congo	0846	168
CX 2.0	1187	176
CX Athena	0404	157
CX Reflex	0404	157
DS3	1822	186
Especial/Special	0189	153
Especial/Special	0574	161
Especial/Special	0647	163
Especial/Special	1056	174
Evasion 1.8, 2.0, 2.0 turbo	1031	173
Evasion 1.8, 2.0, 2.0 turbo	1037	173
Jumper 2.0	1031	173
Jumper 2.0	1037	173
Jumper 2.5 D-TD	1072	174
Jumper 1.9 D	1576	180
Jumper 2.0 HDi	1576	180
Jumper	1642	181
Jumper	1643	181

Citroën	Nº ZEN	Pg.
Jumper 2.8 HDi	1650	181
Jumper 2.5 TD TDI e 4X4	1903	188
Jumpy 1.6 HDi	1902	188
LNA 11	0482	160
LNA II	0108	152
MOT	0775	166
Nemo 1.4 HDi	1902	188
Picasso 1.8 16V	1031	173
Picasso 1.8 16V, ZX 1.6, 1.8 16V, 1.9, 2.0i	1037	173
Picasso 1.6 16V Bio Flex e 1.6 Hdi	1812	186
Relay 2.8 HDi	1650	181
Saxo 1.0 / 1.4	0787	166
Saxo 1.0, 1.4	0976	172
Saxo 1.0, 1.1, 1.4 e 1.6	1763	184
Visa	0108	152
Visa 10	0482	160
Visa 11	0482	160
Visa 14 ZX 1.9i, 2.0i	0482	160
Visa 17 Diesel	0800	167
Visa II	0108	152
Xantia 1.6 / 1.8i / 2.0i 16V	0787	166
Xantia	0846	168
Xantia	0961	171
Xantia 1.6, 1.8 8V /16V, 2.0 8V/16V, 2.0 CT turbo, 2.0 HDi	1031	173
Xantia 1.6, 1.8 8V /16V, 2.0 8V/16V, 2.0 CT turbo, 2.0 HDi	1037	173
XM 2.0i	0787	166
XM	0961	171
XM 2.5 TD	1024	173
XM 2.1 diesel	1030	173
XM 2.1 turbo diesel	1030	173
XM 2.0 CT Turbo, 2.0,i	1031	173
XM 2.0 CT Turbo, 2.0,i	1037	173
XM 2.0i	0775	166
Xsara 1.8 / 2.0 16V	0787	166
Xsara 1.4i	0976	172
Xsara 1.8, 1.8 16V, 2.0 16V, 2.0 16V VTS	1031	173
Xsara 1.8, 1.8 16V, 2.0 16V, 2.0 16V VTS	1037	173
Xsara 1.4 e 1.6	1763	184
XSara	1822	186
Xsara 1.4 - 1.6 HDi	1902	188
Xsara Picasso 2.0 16V.	0976	172
Xsara Picasso	1752	184
Xsara Picasso 1.6 HDi	1758	184
Xsara Picasso 1.6	1763	184
Xsara Picasso 1.6 HDi	1812	186
Xsara Zx D	1074	174
XU10	0775	166
ZX 1.0 / 1.4 / 1.6 / 1.8 / 2.0 16V	0787	166
ZX	0961	171
ZX 1.0, 1.4	0976	172
ZX 1.6, 1.8 16V, 1.9, 2.0i	1031	173
Claas	Nº ZEN	Pg.
Consul 3.8	1073	174
Dominator 5.7	1073	174
Mercator 5.7	1073	174

Clark	Nº ZEN	Pg.
2000 Perkins 2.5L	0649	163
641 Deutz F2L511	0649	163
741 Deutz F2L511	0649	163
843 Perkins 2.5L	0649	163
843B Isuzu Engines	0649	163
853 / 853H Isuzu Engines	0649	163
943 Perkins 4-236	0649	163
974 Perkins 4-236	0649	163
Empilhadeira 135	0024	151
Empilhadeira 155	0024	151
Empilhadeira 50	0024	151
Empilhadeira 60	0024	151
Empilhadeira C-300	0024	151
Empilhadeira C-500	0024	151
Empilhadeira Clark CGP25	0596	161
Empilhadeira HY 40	0024	151
Empilhadeira Y110	0024	151
Pá Carregadeira Michigan 75A	0024	151
Pá Carregadeira Michigan 75II	0024	151
Pá Carregadeira Michigan 75III	0024	151
PK4236 Pick Up	0024	151
Cockshutt	Nº ZEN	Pg.
5542 Chrysler 8...383	0495	160
555 Chrysler 383 Engine	0495	160
Crysler	Nº ZEN	Pg.
300 V8 7.2L 440cid	0495	160
300 V8 7.2L 7211cc 440cid	0495	160
300 V8 7.2L 7212cc 440cid	0495	160
Cordoba L6 3.7L 3687cc 225cid	0495	160
Cordoba V8 5.2L 318cid	0495	160
Cordoba V8 5.9L 360cid	0495	160
Cordoba V8 6.6L 400cid	0495	160
Daytona 3.0	1201	176
Dodge Chrysler	0050	151
Fifth Avenue L6 3.7L 3687cc 225cid	0495	160
Fifth Avenue V8 5.2L 318cid	0495	160
Fifty Avenue Lebaron	1201	176
Imperial V8 5.2L 318cid	0495	160
Imperial V8 7.2L 440cid	0495	160
Imperial V8 7.2L 7211cc 440cid	0495	160
Imperial V8 7.2L 7212cc 440cid	0495	160
LeBaron L6 3.7L 3687cc 225cid	0495	160
LeBaron V8 5.2L 318cid	0495	160
LeBaron V8 5.9L 360cid	0495	160
New Yorker L6 3.7L 3687cc 225cid	0495	160
New Yorker V8 5.2L 318cid	0495	160
New Yorker V8 5.9L 360cid	0495	160
New Yorker V8 6.6L 400cid	0495	160
New Yorker V8 6.6L 6555cc 400cid	0495	160
New Yorker V8 7.2L 440cid	0495	160
New Yorker V8 7.2L 7211cc 440cid	0495	160
New Yorker V8 7.2L 7212cc 440cid	0495	160
Newport L6 3.7L 3687cc 225cid	0495	160
Newport V8 5.2L 318cid	0495	160
Newport V8 5.9L 360cid	0495	160
Newport V8 5.9L 5899cc 360cid	0495	160

Crysler	Nº ZEN	Pg.
Newport V8 5.9L 5900cc 360cid	0495	160
Newport V8 6.3L 383cid	0495	160
Newport V8 6.3L 6286cc 383cid	0495	160
Newport V8 6.6L 400cid	0495	160
Newport V8 6.6L 6555cc 400cid	0495	160
Newport V8 7.2L 440cid	0495	160
Newport V8 7.2L 7211cc 440cid	0495	160
Newport V8 7.2L 7212cc 440cid	0495	160
Saragata 3.0	1201	176
Town Country L6 3.7L 3687cc 225cid	0495	160
Town Country V8 5.9L 360cid	0495	160
Town Country V8 6.3L 383cid	0495	160
Town Country V8 6.3L 6286cc 383cid	0495	160
Town Country V8 6.6L 400cid	0495	160
Town Country V8 6.6L 6555cc 400cid	0495	160
Town Country V8 6.6L 6556cc 400cid	0495	160
Town Country V8 7.2L 440cid	0495	160
Town Country V8 7.2L 7211cc 440cid	0495	160
Town Country V8 7.2L 7212cc 440cid	0495	160
Voyager 3.0 V6	1201	176
Cummins	Nº ZEN	Pg.
B6	12682	195
BT5. 9L	12682	195
Especial/Special	1194	176
Motores Séries 6BT (Dianteiro)	12682	195
Dacia	Nº ZEN	Pg.
ARO	0244	154
Duster 1.5	1774	184
Logan 1.4 - 1.6 - 16V	1064	174
Logan	1756	184
Logan 1.5	1774	184
Logan 1.4, 1.6, 16V	1801	185
Logan Express	1756	184
Logan MCV	1756	184
Logan Pick Up	1756	184
Sandero 1.5	1774	184
Sandero 1.4, 1.6	1801	185
Daewoo	Nº ZEN	Pg.
Cielo	0770	166
Damas	1620	181
Espero GM	0770	166
Espero CD	0770	166
Lanos 1.3 - 1.5	0752	165
Le Mans 1.5 - 1.6	0752	165
Matiz	1704	182
Musso 2.3	1619	181
Nexia 1.5 - 1.6	0752	165
Racer	0752	165
Racer	0770	166
Tico	1048	173
Daf	Nº ZEN	Pg.
95310	0087	192
95330	0087	192
95350	0087	192

Daf	Nº ZEN	Pg.
95360	0087	192
95380	0087	192
95400	0087	192
95430	0087	192
Daihatsu	Nº ZEN	Pg.
Charade 1000	1895	188
Charade L3 1.0L 993cc 61cid	1895	188
Charmant	0140	153
Charmant 1.3, 1.4, 1.6	0184	153
Charmant 1300	0809	167
Delta	0140	153
Delta	0184	153
Delta 1.5, 2.0	0327	156
Domino 850	1895	188
Especial/Special	0341	156
Feroza 4x4	0830	168
Light Trucks 2.5L DSL	1827	186
Light Trucks 2.8L DSL 6T - 6.9T	1827	186
Move 847	1895	188
Rocky 1.6	0327	156
Rocky F80	0947	171
Rocky F80	1722	183
Taft 1.6	0327	156
Terios	0808	167
Wildcat 1.6	0327	156
Daimler	Nº ZEN	Pg.
Limousine	0412	158
Sovereign	0412	158
Datsun	Nº ZEN	Pg.
280 ZX	0340	156
Especial/Special	0831	168
David Brown	Nº ZEN	Pg.
120 4 Cil 219 Diesel	0411	158
1200 4 Cil 219 Diesel	0411	158
1210 4 Cil 219 Diesel	0411	158
1212 4 Cil 219 Diesel	0411	158
12121 4 Cil 219 Diesel	0411	158
770 3 146 Diesel	0411	158
780 Diesel Engines	0411	158
780 3 146 Diesel	0411	158
781 3 146 Diesel	0411	158
880 3 Cil 154 Diesel	0411	158
885 3 Cil 164 Diesel	0411	158
990 4 Cil 186 Diesel	0411	158
991 4 Cil 186 Diesel	0411	158
995 4 Cil 219 Diesel	0411	158
996 4 Cil 219 Diesel	0411	158
Deutz	Nº ZEN	Pg.
Engine Marine Various Models F2L511 1.7L 1650cc	0417	158
Especial/Special	0438	158
Especial/Special	0440	158
Dodge	Nº ZEN	Pg.
1500	0609	162

Dodge	Nº ZEN	Pg.
330 V8 4.5L 4473cc 273cid	0495	160
330 V8 5.2L 5212cc 318cid	0495	160
400 4 Cil 2.6L 2555cc 156cid	9307	192
440 V8 4.5L 4473cc 273cid	0495	160
440 V8 5.2L 5212cc 318cid	0495	160
600 4 Cil 2.6L 2555cc 156cid	9307	192
880 V8 4.5L 4473cc 273cid	0495	160
880 V8 5.2L 5212cc 318cid	0495	160
Aries 4 Cil 2.6L 2555cc 156cid	9307	192
Aspen L6 3.7L 3687cc 225cid	0495	160
Aspen V8 5.2L 318cid	0495	160
Caminhão	0486	160
Caravan 4 Cil 2.6L 2555cc 156cid	9307	192
Challenger L6 3.7L 225cid	0495	160
Challenger L6 3.7L 3687cc 225cid	0495	160
Challenger V8 5.2L 318cid	0495	160
Challenger V8 5.2L 5212cc 318cid	0495	160
Charger L6 3.7L 225cid	0495	160
Charger L6 3.7L 3687cc 225cid	0495	160
Charger V8 5.2L 318cid	0495	160
Charger V8 5.2L 5212cc 318cid	0495	160
Coronado	0050	151
Coronet L6 3.7L 225cid	0495	160
Coronet L6 3.7L 3687cc 225cid	0495	160
Coronet V8 5.2L 318cid	0495	160
Coronet V8 5.2L 5212cc 318cid	0495	160
Custom V8 4.5L 4473cc 273cid	0495	160
Custom V8 5.2L 5212cc 318cid	0495	160
D100 V8 5.9L 360cid	0495	160
D100 V8 6.6L 400cid	0495	160
D100 V8 7.2L 440cid	0495	160
D100 Pick Up V8 5.9L 360cid	0495	160
D100 Pick Up V8 5.9L 5899cc 360cid	0495	160
D100 Pick Up V8 5.9L 5900cc 360cid	0495	160
D100 Pick Up V8 6.3L 383cid	0495	160
D100 Pick Up V8 6.3L 6286cc 383cid	0495	160
D100 Pick Up V8 6.6L 400cid	0495	160
D100 Pick Up V8 6.6L 6555cc 400cid	0495	160
D100 Pick Up V8 6.6L 6556cc 400cid	0495	160
D100 Pick Up V8 7.2L 440cid	0495	160
D100 Pick Up V8 7.2L 7211cc 440cid	0495	160
D100 Pick Up V8 7.2L 7212cc 440cid	0495	160
D100 Séries V8 6.3L 6286cc 383cid	0495	160
D150 V8 5.9L 360cid	0495	160
D150 V8 6.6L 400cid	0495	160
D150 V8 7.2L 440cid	0495	160
D200 V8 5.9L 360cid	0495	160
D200 V8 6.6L 400cid	0495	160
D200 V8 7.2L 440cid	0495	160
D200 Pick Up V8 5.9L 360cid	0495	160
D200 Pick Up V8 5.9L 5899cc 360cid	0495	160
D200 Pick Up V8 5.9L 5900cc 360cid	0495	160
D200 Pick Up V8 6.3L 383cid	0495	160
D200 Pick Up V8 6.3L 6286cc 383cid	0495	160
D200 Pick Up V8 6.6L 400cid	0495	160
D200 Pick Up V8 6.6L 6555cc 400cid	0495	160
D200 Pick Up V8 6.6L 6556cc 400cid	0495	160



Dodge	Nº ZEN	Pg.
D200 Pick Up V8 7.2L 440cid	0495	160
D200 Pick Up V8 7.2L 7211cc 440cid	0495	160
D200 Pick Up V8 7.2L 7212cc 440cid	0495	160
D200 Séries V8 6.3L 6286cc 383cid	0495	160
D250 V8 5.9L 360cid	0495	160
D300 V8 5.9L 360cid	0495	160
D300 V8 6.6L 400cid	0495	160
D300 V8 7.2L 440cid	0495	160
D300 Pick Up V8 5.9L 360cid	0495	160
D300 Pick Up V8 5.9L 5899cc 360cid	0495	160
D300 Pick Up V8 5.9L 5900cc 360cid	0495	160
D300 Pick Up V8 6.3L 383cid	0495	160
D300 Pick Up V8 6.3L 6286cc 383cid	0495	160
D300 Pick Up V8 6.6L 400cid	0495	160
D300 Pick Up V8 6.6L 6555cc 400cid	0495	160
D300 Pick Up V8 6.6L 6556cc 400cid	0495	160
D300 Pick Up V8 7.2L 440cid	0495	160
D300 Pick Up V8 7.2L 7211cc 440cid	0495	160
D300 Pick Up V8 7.2L 7212cc 440cid	0495	160
D300 Séries V8 6.3L 6286cc 383cid	0495	160
D350 V8 5.9L 360cid	0495	160
D400 V8 5.9L 360cid	0495	160
D400 V8 7.2L 440cid	0495	160
D450 V8 5.9L 360cid	0495	160
D450 V8 7.2L 440cid	0495	160
Dart L6 3.2L 198cid	0495	160
Dart L6 3.2L 3254cc 198cid	0495	160
Dart L6 3.7L 3687cc 225cid	0495	160
Dart V8 4.5L 273cid	0495	160
Dart V8 4.5L 4473cc 273cid	0495	160
Dart V8 5.2L 318cid	0495	160
Dart V8 5.2L 5212cc 318cid	0495	160
Dart V8 5.6L 340cid	0495	160
Dart V8 5.6L 5572cc 340cid	0495	160
Diplomat L6 3.7L 3687cc 225cid	0495	160
Diplomat V8 5.2L 318cid	0495	160
Diplomat V8 5.2L 5211cc 318cid	0495	160
Dodge 1500	0463	159
Dodge 1500 1.8	0714	164
GTX	0050	151
Intrepid 3.3L	9492	192
Journey 2.0	1899	188
Magnum V8 5.2L 318cid	0495	160
Mini Ram 4 Cil 2.6L 2555cc 156cid VIN G	9307	192
Mirada L6 3.7L 3687cc 225cid	0495	160
Mirada V8 5.2L 318cid	0495	160
Monaco L6 3.7L 3687cc 225cid	0495	160
Monaco V8 5.2L 318cid	0495	160
Monaco V8 5.2L 5212cc 318cid	0495	160
P200 L6 3.7L 3687cc 225cid	0495	160
P300 L6 3.7L 3687cc 225cid	0495	160
P300 V8 5.9L 360cid	0495	160
Pick Up Durango 4x4	0714	164
Polara	0050	151
Polara L6 3.7L 225cid	0495	160
Polara L6 3.7L 3687cc 225cid	0495	160
Polara V8 4.5L 4473cc 273cid	0495	160

Dodge	Nº ZEN	Pg.
Polara V8 5.2L 318cid	0495	160
Polara V8 5.2L 5212cc 318cid	0495	160
Ram 2500 V10 8.0L 7990cc 488cid	1212	177
Ram 2500 10 Cil 8.0L 7990cc 488cid	9632	193
Ram 3500 V10 8.0L 7990cc 488cid	1212	177
Ram 3500 10 Cil 8.0L 7990cc 488cid	9632	193
Ramcharger V8 5.9L 360cid	0495	160
Ramcharger V8 5.9L 5899cc 360cid	0495	160
Ramcharger V8 6.6L 400cid	0495	160
Ramcharger V8 6.6L 6555cc 400cid	0495	160
Ramcharger V8 6.6L 6556cc 400cid	0495	160
Ramcharger V8 7.2L 440cid	0495	160
Ramcharger V8 7.2L 7211cc 440cid	0495	160
Ramcharger V8 7.2L 7212cc 440cid	0495	160
Royal Mini Ram 4 Cil 2.6L 2555cc 156cid	9307	192
Royal Monaco V8 5.2L 318cid	0495	160
St. Regis L6 3.7L 3687cc 225cid	0495	160
St. Regis V8 5.2L 318cid	0495	160
Todos os modelos Chrysler 5.9L(360) V8	0495	160
Todos os modelos Chrysler 6.3L(383) V8	0495	160
Todos os modelos Chrysler 6.6L(400) V8	0495	160
Todos os modelos Chrysler 6.8L(413) V8	0495	160
Todos os modelos Chrysler 7.2L(440) V8	0495	160
Trucks S Séries	0419	158
Van A100 V8 5.2L 5212cc 318cid	0495	160
Van B100 L6 3.7L 3687cc 225cid	0495	160
Van B100 V8 5.2L 5211cc 318cid	0495	160
Van B100 Van L6 3.2L 198cid	0495	160
Van B100 Van L6 3.2L 3254cc 198cid	0495	160
Van B100 Van L6 3.7L 225cid	0495	160
Van B100 Van L6 3.7L 3687cc 225cid	0495	160
Van B100 Van V8 5.2L 318cid	0495	160
Van B100 Van V8 5.2L 5212cc 318cid	0495	160
Van B150 L6 3.7L 3687cc 225cid	0495	160
Van B150 V8 5.2L 5211cc 318cid	0495	160
Van B200 L6 3.7L 225cid	0495	160
Van B200 L6 3.7L 3687cc 225cid	0495	160
Van B200 V8 5.2L 5211cc 318cid	0495	160
Van B200 Van L6 3.2L 198cid	0495	160
Van B200 Van L6 3.2L 3254cc 198cid	0495	160
Van B200 Van L6 3.7L 225cid	0495	160
Van B200 Van L6 3.7L 3687cc 225cid	0495	160
Van B200 Van V8 5.2L 318cid	0495	160
Van B200 Van V8 5.2L 5212cc 318cid	0495	160
Van B250 L6 3.7L 3687cc 225cid	0495	160
Van B250 V8 5.2L 5211cc 318cid	0495	160
Van B300 L6 3.7L 225cid	0495	160
Van B300 L6 3.7L 3687cc 225cid	0495	160
Van B300 V8 5.2L 5211cc 318cid	0495	160
Van B300 Van L6 3.7L 225cid	0495	160
Van B300 Van L6 3.7L 3687cc 225cid	0495	160
Van B300 Van V8 5.2L 318cid	0495	160
Van B300 Van V8 5.2L 5212cc 318cid	0495	160
Van B350 V8 5.2L 5211cc 318cid	0495	160
W100 V8 5.9L 360cid	0495	160

Dodge Truck	Nº ZEN	Pg.
A100 Truck V8 5.2L 318cid	0495	160
CB300 V8 5.9L 360cid VIN K	0495	160
CB300 V8 5.9L 360cid VIN T	0495	160
Compass L4 2.0L 1998cc 122cid	1771	184
Compass L4 2.0L 1998cc 122cid VIN A	1771	184
Compass L4 2.4L 2360cc 144cid	1771	184
D100 L6 3.7L 3687cc 225cid	0495	160
D100 V8 5.2L 5211cc 318cid	0495	160
D100 Pick Up L6 3.7L 3687cc 225cid	0495	160
D100 Pick Up V8 5.2L 318cid	0495	160
D100 Pick Up V8 5.2L 5212cc 318cid	0495	160
D150 L6 3.7L 3687cc 225cid	0495	160
D150 V8 5.2L 5211cc 318cid	0495	160
D200 L6 3.7L 3687cc 225cid	0495	160
D200 V8 5.2L 5211cc 318cid	0495	160
D200 Pick Up L6 3.7L 3687cc 225cid	0495	160
D200 Pick Up V8 5.2L 318cid	0495	160
D200 Pick Up V8 5.2L 5212cc 318cid	0495	160
D250 L6 3.7L 3687cc 225cid	0495	160
D250 V8 5.2L 5211cc 318cid	0495	160
D300 L6 3.7L 3687cc 225cid	0495	160
D300 V8 5.2L 5211cc 318cid	0495	160
D300 Pick Up L6 3.7L 3687cc 225cid	0495	160
D300 Pick Up V8 5.2L 318cid	0495	160
D300 Pick Up V8 5.2L 5212cc 318cid	0495	160
D350 V8 5.2L 5211cc 318cid	0495	160
Dakota V6 3.9L 3906cc 239cid	0495	160
Journey L4 2.4L 2360cc 144cid VIN B	1771	184
Ramcharger L6 3.7L 3687cc 225cid	0495	160
Ramcharger V8 5.2L 318cid	0495	160
Ramcharger V8 5.2L 5211cc 318cid	0495	160
Ramcharger V8 5.2L 5212cc 318cid	0495	160
W100 L6 3.7L 3687cc 225cid	0495	160
W100 V8 5.2L 5211cc 318cid	0495	160
W100 Pick Up L6 3.7L 3687cc 225cid	0495	160
W100 Pick Up V8 5.2L 318cid	0495	160
W100 Pick Up V8 5.2L 5212cc 318cid	0495	160
W150 L6 3.7L 3687cc 225cid	0495	160
W150 V8 5.2L 5211cc 318cid	0495	160
W200 L6 3.7L 3687cc 225cid	0495	160
W200 V8 5.2L 318cid	0495	160
W200 V8 5.2L 5211cc 318cid	0495	160
W200 Pick Up L6 3.7L 3687cc 225cid	0495	160
W200 Pick Up V8 5.2L 318cid	0495	160
W200 Pick Up V8 5.2L 5212cc 318cid	0495	160
W250 V8 5.2L 5211cc 318cid	0495	160
W300 L6 3.7L 3687cc 225cid	0495	160
W300 V8 5.2L 5211cc 318cid	0495	160
W300 Pick Up L6 3.7L 3687cc 225cid	0495	160
W300 Pick Up V8 5.2L 318cid	0495	160
W300 Pick Up V8 5.2L 5212cc 318cid	0495	160
W350 V8 5.2L 5211cc 318cid	0495	160

Eagle	Nº ZEN	Pg.
Vision 3.3L	9492	192

Effa Motors	Nº ZEN	Pg.
Hafei	0686	164

Effa Motors	Nº ZEN	Pg.
Towner Junior	0686	164

Especial/Special	Nº ZEN	Pg.
Especial	1574	180
Especial/Special	1570	180
Estate	1518	179
Jeep (Company MM) MDI 3000	1615	181
Maruti	1797	185
Motocicletas	0818	167
Motocicletas	0947	171
Motocicletas	1722	183
Safari	1518	179
T 206	1518	179

Esttem	Nº ZEN	Pg.
MPF	1509	178

Falr	Nº ZEN	Pg.
742 9D - 130	1827	186
M1620H	0087	192

Fiat	Nº ZEN	Pg.
1.9 JTD MJ	1752	184
1100D 217D	0533	161
1100T	0713	164
1100TD	0120	152
1100TN	0953	171
124	0120	152
124 Special	0120	152
124 Special 1.4 e 0.6	0213	154
125	0713	164
125 Polonês	0533	161
125 Special	0213	154
127 1.3D	0060	152
127 0.9, 1.05, 1.3	0120	152
127 0.9	0408	157
127 1.05	0408	157
127	1024	173
127 Brasile Diesel	0394	157
127 Sport 1.3	0408	157
128	0120	152
128 com motor 1100 e 1300	0183	153
128 1.1 e 1.3	0325	156
128 Super Europa	0743	165
13.304F	0087	192
130	0213	154
130 Super	0389	157
1300	0533	161
1300	0713	164
1300S	0367	157
130NC	0367	157
130NR	0367	157
130NT	0367	157
131 1.3	0120	152
131 1.6 e 1.8	0213	154
131 2.0	0394	157
131	0407	157
131 2.0, 2.5 diesel	0601	162

Fiat	Nº ZEN	Pg.
131 Mirafiori 1.3	0325	156
131D 2.0 e 2.5	0291	155
132 1.6, 1.8 e 0.2	0213	154
132 2.0	0394	157
132	0407	157
132 2.0, 2.5 diesel	0601	162
132D 2.0 e 2.5	0291	155
133	0769	166
133L	0769	166
141	0120	152
147	0060	152
147	0111	152
147	0743	165
147 1.1 e 1.3	0965	171
147 Brio, SPR, SPT	0743	165
1500	0533	161
1500	0713	164
1500L	0533	161
150NC	0367	157
150NR	0367	157
150NT	0367	157
159	0087	192
159NC	0367	157
159NR	0367	157
159NT	0367	157
1600S	0533	161
1800	0533	161
1800	0713	164
1800B	0533	161
190 F20-190 (Unic V 85 S)	0087	192
190PAC20	0087	192
217N	0953	171
2300	0533	161
2300	0713	164
238	0120	152
238 1.8	0407	157
241T	0120	152
241TN	0291	155
241TN	0310	155
260	0087	192
260 (Unic V 85 S)	0087	192
26304DFS	0087	192
30.304DFSA	0087	192
332	0953	171
352	0953	171
40NC	0291	155
450	0310	155
450DT	0310	155
465C	0291	155
466DT	0291	155
480DT	0291	155
500	0291	155
500	0310	155
500	0806	167
500	1752	184
500 1.4 Fire	1755	184
500 0.9 Start/Stop	1908	189

Fiat	Nº ZEN	Pg.
500 1.3 D Multijet Start/Stop	1908	189
500 C 0.9 Start/Stop	1908	189
500 C 1.3 D Multijet Start/Stop	1908	189
500 L 0.9 Natural Power Start/Stop	1908	189
500 (Cinquecento) 704, 903	0786	166
500DT	0291	155
500DT	0310	155
500DT	0768	166
500F	0768	166
500I	0768	166
500R	0768	166
505	0291	155
505C	0291	155
505S	0291	155
50F8	0291	155
50NC	0291	155
540	0291	155
540	0310	155
540DT	0291	155
540DT	0310	155
55F8	0291	155
55NC	0291	155
565C	0291	155
566DT	0291	155
570	0291	155
570DT	0291	155
580	0291	155
580DT	0291	155
600	0453	159
600	0744	165
600	0769	166
60F8	0291	155
615N e 615N1	0953	171
616	0953	171
616N3	0310	155
616N3 4	0291	155
616N3,4	0310	155
625N3	0310	155
625N3P	0291	155
65NC10	0367	157
70NC10	0367	157
75NC10	0367	157
850	0367	157
880	0367	157
880DT	0367	157
Abarth Rally	0213	154
Argenta 2.0	0111	152
Argenta 2.5	0291	155
Argenta 1.6	0389	157
Argenta 2.5	0407	157
Argenta 2.5 diesel	0601	162
Argenta 2.5	0875	169
Argo 1.0 e 1.3 Start/Stop	1938	190
Argo 1.8 Start/Stop	1939	190
Barchetta 1.8 16V	1927	190
BI20 25 30 C	0291	155
BIM20 25	0291	155



Fiat	Nº ZEN	Pg.
Brava	0213	154
Brava 1.8 HGT	0998	172
Brava 1.9 JTD	1033	173
Brava 1.6	1169	175
Brava 1.6 16V	1561	180
Brava 1.9 TD	1630	181
Brava 131	0389	157
Bravo 1.6	1169	175
Bravo 1.9 TD	1630	181
Bravo E-Torq 1.6 e 1.8 16v	1685	182
Bravo 1.6 Multijet	1899	188
Bravo 2.0 Multijet	1899	188
Bravo II 1.4	1779	185
Caminhão 130NC	0087	192
Caminhão 150NC	0087	192
Caminhão 190	0087	192
Caminhão FNM D9500	0036	192
Campagnola diesel	0291	155
Campagnola	0407	157
Campagnola 1107 A	0213	154
Campagnola AD	0213	154
Campagnola JD	0213	154
Campagnolo Diesel	0953	171
CHT Turbo 2.0	0394	157
Coupe	0713	164
Croma 1.6	0389	157
Croma 2.2 16V	0756	165
Croma 2.5 Turbo	0875	169
Croma 2000	0394	157
Croma D e TD	1104	175
DI12 15	0291	155
Dino	0213	154
Doblo	0837	168
Doblo 1.6 16V	0976	172
Doblo 1.9	1033	173
Doblo	1666	181
Doblo E-Torq 1.6 e 1.8 16v	1685	182
Doblo 1.3	1752	184
Doblo 1.3 Fire	1755	184
Doblo 1.4 Fire	1755	184
Doblo 1.4	1779	185
Doblo	1877	188
Doblo	1882	188
Doblo 1.6 Multijet	1899	188
Doblo 2.0 Multijet	1899	188
Doblo 1.3 Multijet Start/Stop	1908	189
Doblo 1.8 16V	10003	191
Doblo 1.8 8V	10003	191
Doblo FLEX	10003	191
Doblo 1.8 8V/1.8 16V/FLEX	12720	195
DT450	0291	155
Ducato	0631	162
Ducato	1022	173
Ducato	1070	174
Ducato 2.5 TD	1072	174
Ducato	1642	181
Ducato 2.3 e 2.8 JTD	1650	181

Fiat	Nº ZEN	Pg.
Ducato 2.3 Multijet Diesel	1790	185
Ducato 115 Multijet	1899	188
Ducato 110	1790	185
Ducato 120	1790	185
Ducato 130	1790	185
Ducato 150	1790	185
Ducato D	1117	175
Duna	0389	157
Duna	0394	157
Duna	0575	161
Duna 1.7 D	0630	162
Duna 1.3 e 1.5.	0743	165
Duna	0990	172
Duna	1134	175
Duna 60	0111	152
Duna 60 / 70	0060	152
Duna 60, 70 e Weekend	0965	171
Duna 70	0111	152
Duna SD	0740	165
Elba 1.3 e 1.5, CS/ S	0111	152
Elba 1.0, 1.3, 1.5 SOHC	0965	171
Especial/Special	1056	174
Europa	0389	157
Familiar	0713	164
Fiorino	0060	152
Fiorino 1.1	0111	152
Fiorino	0389	157
Fiorino Diesel	0394	157
Fiorino 1.4 e 1.6.	0743	165
Fiorino	0779	166
Fiorino 1.0, 1.3, 1.5	0965	171
Fiorino 1.7 Diesel	1134	175
Fiorino	1752	184
Fiorino 1.3 Fire	1755	184
Fiorino 1.4 Fire Fly	1755	184
Fiorino 1.3 D Multijet Start/Stop	1908	189
Fiorino TT 0.9	0408	157
Freemont	1771	184
Grand Punto 1.4	1779	185
Grand Siena 1.6 16v	1685	182
Grand Siena 1.4 Fire	1755	184
Grand Siena 1.4	1779	185
Grand Siena	1877	188
Grande Punto	1752	184
Grande Punto 1.3 D Multijet Start/Stop	1908	189
Idea	1666	181
Idea	1752	184
Idea 1.4 Fire	1755	184
Idea 1.2	1779	185
Idea	1879	188
Idea 1.8 16V	10003	191
Idea 1.8 8V	10003	191
Idea FLEX	10003	191
Idea 1.8 8V/1.8 16V/FLEX	12720	195
Idea Adventure 1.8 16 V	1685	182
Linea 1.3 D Multijet	1752	184
Linea 1.6 Multijet	1899	188

Fiat	Nº ZEN	Pg.
Magirus Iveco 50NC	0366	157
Marea 1.8 MPI 16V	0998	172
Marea 2.0 20v	0998	172
Marea 2.0 MPI 20v Turbo	0998	172
Marea 2.4 20v	0998	172
Marea 1.9	1033	173
Marea 2.4 20v	1113	175
Marea 1.6	1169	175
Marea	1561	180
Marea 1.9	1630	181
Marea 2.4 TD	1630	181
Marea	1666	181
Marea ELX 1.9 JTD	0482	160
Marea Turbo	0998	172
Marea Weekend 1.8 MPI 16V	0998	172
Marea Weekend 2.0 MPI 20V Turbo	0998	172
Marea Weekend ELX 1.9 JTD	0482	160
Marengo D 2.5	0291	155
Marengo	0631	162
Mobi 1.0 Fire	1755	184
Mobi	1877	188
Mobi 1.0 e 1.3 Start/Stop	1938	190
Mobi Fire	1879	188
Multicarga	0713	164
Multipla	1033	173
Multipla	1169	175
Multipla 1.9 JTD	1718	183
NC20-170	0087	192
Novo Uno	1666	181
NR	0087	192
NT20	0087	192
Nuova Argenta	0389	157
Nuova Argenta	0407	157
Nuova Argenta Diesel	0601	162
Nuova Ritmo Diesel	0395	157
Oggi 1.1, 1.3	0965	171
Palio 1.0	0779	166
Palio 1.5	0786	166
Palio 1.0 8V e 16V	0837	168
Palio 1.3 MPI 16V	0837	168
Palio 1.0 MPI 8V	0846	168
Palio 1.6 16 V	0855	169
Palio	0925	170
Palio 1.0 8V e 16V, 1.3 16V, 1.5 EL Mpi e ELX Mpi, 1.8	0965	171
Palio 1.6	0999	172
Palio 1.7 Turbo Diesel	1134	175
Palio	1169	175
Palio 1.6 16v	1561	180
Palio	1666	181
Palio E-Torq 1.6 e 1.8 16v	1685	182
Palio 1.4 Fire	1755	184
Palio 1.4	1779	185
Palio	1877	188
Palio	1882	188
Palio 1.8 16V	10003	191
Palio 1.8 8V	10003	191
Palio FLEX	10003	191

Fiat	Nº ZEN	Pg.
Palio 1.5	12683	195
Palio 1.6 16v	12689	195
Palio 1.8 8V/1.8 16V/FLEX	12720	195
Palio Argentino 1.6	0846	168
Palio EX/ ELX Turbo Diesel	0482	160
Palio Fire	0837	168
Palio Fire	0976	172
Palio Fire	1879	188
Palio SX 1.7 Turbo Diesel	0482	160
Palio Weekend 1.5	0779	166
Palio Weekend 1.0 8V e 16V	0837	168
Palio Weekend 1.3 MPI 16V	0837	168
Palio Weekend 1.0	0846	168
Palio Weekend 1.5	0846	168
Palio Weekend 1.6 16V	0855	169
Palio Weekend 1.6 16V Fire	0976	172
Palio Weekend	0999	172
Palio Weekend 1.6 16V	1561	180
Palio Weekend 1.4 Fire	1755	184
Palio Weekend	1877	188
Palio Weekend 1.5	12683	195
Palio Weekend 1.6 16V	12689	195
Palio Weekend Adventur 1.6 16V Fire	0976	172
Palio Weekend ELX Turbo Diesel	0482	160
Panda Diesel	0394	157
Panda 1.1, 1.2, 1.4	1779	185
Panda 0.9 4x4 Natural Power Start/Stop	1908	189
Panda 1.3 D Multijet 4x4 Start/Stop	1908	189
Panda 1000	0482	160
Panda 30	0408	157
Panda 30 - 45	1024	173
Panda 34	0408	157
Panda 45 4X4	0120	152
Panda 45	0408	157
Panda 45 4X4	0408	157
Panda 750	0482	160
Panda 750	1227	177
Panda Fire 750 1.0	0786	166
Panorama	0111	152
Pick Up	0389	157
Prêmio 1.2,1.3,1.5	0111	152
Prêmio	0389	157
Prêmio CS	0111	152
Prêmio CSL	0111	152
Prêmio S	0111	152
Punto	1033	173
Punto E-Torq 1.6 e 1.8 16v	1685	182
Punto 1.4	1779	185
Punto	1877	188
Punto	1882	188
Punto 0.9 Twinair Turbo Start/Stop	1908	189
Punto EVO 1.3 D Multijet Start/Stop	1908	189
Punto HCT 1.8 16V	1927	190
Punto 1.8 16V	10003	191
Punto 1.8 8V	10003	191
Punto FLEX	10003	191
Punto 1.8 8V/1.8 16V/FLEX	12720	195

Fiat	Nº ZEN	Pg.
Oubo 1.3 D Multijet	1752	184
Oubo 1.3 Multijet Start/Stop	1908	189
R450	0291	155
Racing	0213	154
Regata 1.1, 1.3	0120	152
Regata 1.3, 1.5, 1.6	0389	157
Regata Diesel	0395	157
Regata TD	0631	162
Regata 1.7 diesel	0857	169
Regata 70	0111	152
Regata 70	0120	152
Regata 75	0111	152
Regata 85	0111	152
Regata 90 IE	0111	152
Regatta 2000	0740	165
Regatta 85SC	0743	165
Restyling 132	0389	157
Ritmo Diesel	0395	157
Ritmo TD	0631	162
Ritmo Diesel	0857	169
Ritmo 105 CT	0389	157
Ritmo 125 TC	0389	157
Ritmo 60	0120	152
Ritmo 60	1024	173
Ritmo 60L141	0408	157
Ritmo 65	0120	152
Ritmo 75	0111	152
Ritmo 75	0120	152
Ritmo 75	0389	157
Ritmo 85	0120	152
Ritmo 85	0389	157
Ritmo Super	0120	152
Ritmo Super 85 1.5	0108	152
Scudo 1.6 D Multijet	1902	188
Scudo TD	1023	173
Selecta TD	0630	162
Siena	0779	166
Siena 1.0 MPI 16V	0837	168
Siena 1.3 MPI 16V	0837	168
Siena 1.0	0846	168
Siena 1.5	0846	168
Siena	0855	169
Siena Diesel	0925	170
Siena 1.6 MPI 16V	0976	172
Siena 16V 1.6	0999	172
Siena	1169	175
Siena 1.6 16V	1561	180
Siena	1877	188
Siena EX / ELX Turbo Diesel	0482	160
Spazio	0111	152
Spazio	0389	157
Spazio	0394	157
Spazio Diesel	0502	160
Spazio D	0740	165
Spazio	0111	152
Spazio	0743	165
Special 1.6	0213	154

Fiat	Nº ZEN	Pg.
Sport Coupe	0213	154
Sport Spider	0213	154
Spyder 124	0394	157
Stilo 1.9 JTD	0482	160
Stilo	1033	173
Stilo	1113	175
Stilo 1.8 16V	1927	190
Stilo 1.8 16V	10003	191
Stilo 1.8 8V	10003	191
Stilo FLEX	10003	191
Stilo 1.8 8V/1.8 16V/FLEX	12720	195
Stilo JTD 1.9	0846	168
Strada 1.7 Turbo Diesel	0482	160
Strada	0779	166
Strada	0786	166
Strada 1.0 8V	0837	168
Strada 1.3 16V	0837	168
Strada 1.5	0846	168
Strada 1.7 TDS	0925	170
Strada	0976	172
Strada	0999	172
Strada	1169	175
Strada 1.6 16V	1561	180
Strada	1666	181
Strada E-Torq 1.6 e 1.8 16v	1685	182
Strada	1779	185
Strada	1877	188
Strada	1879	188
Strada	1882	188
Strada 1.8 16V	10003	191
Strada 1.8 8V	10003	191
Strada FLEX	10003	191
Strada 1.8 8V/1.8 16V/FLEX	12720	195
Super 85	0111	152
Super Brava	0213	154
Super Mirafiori Biald 1.3, 1.6, 1.8	0213	154
Tempra 16V	0111	152
Tempra 2.0 MPI 16V	0111	152
Tempra 2.0 SPI 8V	0111	152
Tempra 2.0 Turbo	0111	152
Tempra	0786	166
Tempra 2.0 8V	0855	169
Tempra 2.0 MPI 16V	0855	169
Tempra 2.0 SPI 8V	0855	169
Tempra 2.0 Turbo MPI 8V	0855	169
Tempra 2.0 MPI, 2.0 SPI, 2.0 8V, 2.0 16V, 2.0Turbo	12689	195
Tempra 2.0 ie SW	12690	195
Tempra SW	0878	169
Tempra Turbo 2.0 MPI 8V	12689	195
Tipo 1.6ie	0111	152
Tipo 1.4 1400 DGT	0389	157
Tipo 1.7 D	0630	162
Tipo TD	0631	162
Tipo 1.4 e 1.6	0743	165
Tipo 1.6	0779	166
Tipo 1.1, 1.4, 1.6, 2.0	0786	166
Tipo 1.8 i.e.	0799	167

Fiat	Nº ZEN	Pg.
Tipo 2.0 i.e.	0799	167
Tipo 2.0 i.e. 16V	0799	167
Tipo 2.0	0878	169
Tipo 1.4 e 1.6	1206	176
Tipo 1.1 Fire	1227	177
Tipo 1.6 Multijet	1899	188
Tipo 1.6 ie, 1.8 ie, 2.0 ie, 2.0 16v	12690	195
Toro 2.0	1899	188
Toro 2.0 4X4	1899	188
Toro 1.8 Start/Stop	1939	190
Turbo	0438	158
Ulysse 2.2	1774	184
Ulysse 1.8/2.0	1031	173
Uno	0060	152
Uno 1.4i e 1.6i (argentina)	0111	152
Uno 1.5	0111	152
Uno 1.6	0111	152
Uno 0.9, 1.1 e 1.3	0120	152
Uno	0389	157
Uno Turbo 147	0389	157
Uno Diesel	0394	157
Uno 0.9	0408	157
Uno Diesel	0502	160
Uno Diesel	0575	161
Uno	0630	162
Uno 1.4 e 1.6	0743	165
Uno	0779	166
Uno	0855	169
Uno 1.7 Diesel	1134	175
Uno 1.4 Fire	1755	184
Uno	1877	188
Uno 1.0 e 1.3 Start/Stop	1938	190
Uno 45	0482	160
Uno 45	1024	173
Uno 45 Fire	1227	177
Uno 75 IE	0111	152
Uno CS	0111	152
Uno D	0740	165
Uno Fire	1879	188
Uno Fire 45	0786	166
Uno Mille	0111	152
Uno Mille Eletronic	0846	168
Uno Mille Fire	0837	168
Uno R	0111	152
Uno S	0111	152
Uno SX	0111	152
Uno SX	0846	168
Vivace	0743	165
Weekend	0389	157
X1/9	0120	152
X1/9 1.3	0325	156
Young	0408	157
Fiat Allis	Nº ZEN	Pg.
4 Apripista FE14, FE16, FL4C	0601	162
4 Apripista FL4D, FR20, FR7, FR9	0601	162
4 Apripista, 645, FE12, FE2R	0601	162

Fiat Allis	Nº ZEN	Pg.
673 MWM Diesel	0035	192
805C MWM	0035	192
FB 80	1073	174
S11	0367	157
S9	0367	157
SL11	0367	157
SL9	0367	157
SR9	0367	157
Trator de Esteiras AD14 com motor Scania	0087	192
Fiat Iveco	Nº ZEN	Pg.
129.14	0398	157
130.14	0398	157
130.20	0087	192
150.20	0087	192
159.20	0087	192
170.20	0087	192
190.20	0087	192
Caminhão 70.12	0601	162
Caminhão 80.13	0601	162
Caminhão 90.13	0601	162
Caminhão 100	0601	162
Caminhão 100.13	0601	162
Caminhão 110	0601	162
Caminhão 110.13	0367	157
Caminhão 110.16	0367	157
Caminhão 120.13	0367	157
Caminhão 13.80	0367	157
Caminhão 130.13	0367	157
Caminhão 130.16	0367	157
Caminhão 150.17	0601	162
Caminhão 150.20	0601	162
Caminhão 159.17	0601	162
Caminhão 159.20	0601	162
Caminhão 16	0367	157
Caminhão 314.3	0601	162
Caminhão 315.23	0601	162
Caminhão 315.8	0601	162
Caminhão 50.10	0601	162
Caminhão 50.8	0601	162
Caminhão 50.9	0601	162
Caminhão 55.8	0601	162
Caminhão 55.9	0601	162
Caminhão 60.10	0601	162
Caminhão 60.8	0601	162
Caminhão 60.9	0367	157
Caminhão 65.10	0601	162
Caminhão 70.10	0601	162
Caminhão 75.10	0601	162
Caminhão 79.10	0601	162
Caminhão 79.13	0601	162
Caminhão 80	0367	157
Caminhão 80	0601	162
Caminhão 90	0601	162
Caminhão 90.13	0367	157
Daily	0310	155
Daily Turbo 09.09 Diesel	0875	169

Fiat Iveco	Nº ZEN	Pg.
Daily Turbo 35.10 Diesel	0875	169
Daily Turbo 49.10 Diesel	0875	169
Daily 28.8	0407	157
Daily 28.8	0601	162
Daily 30.8	0407	157
Daily 30.8	0601	162
Daily 32.8	0407	157
Daily 32.8	0601	162
Daily 35.8	0407	157
Daily 35.8	0601	162
Daily 40.8	0407	157
Daily 40.8	0601	162
Daily III 2.4 e 2.8	1650	181
Ducato	0407	157
Ducato 2.0 e 2.5 Diesel	0601	162
Ducato 14	0875	169
Ducato 14 4X4	0875	169
Ducato 18	0875	169
Ducato 18 Maxi	0875	169
Ducato 10 2.5D	0291	155
Ducato 13 2.5D	0291	155
Especial/Special	0630	162
Furgão Daily	0291	155
Microônibus City Plus	1650	181
Ford	Nº ZEN	Pg.
100 1.5	0293	155
1000 2-77 Shibaura Diesel	0684	164
12 M	0015	151
15 M	0015	151
1500 2cyl Shibaura Diesel	0684	164
1600 2-77 Shibaura Diesel	0684	164
17 M	0015	151
1700 2-78 Shibaura Diesel	0684	164
3,6 Kw	1676	182
3600 Tractor	0677	163
4600	0024	151
5600	0024	151
6600 4 cil	0024	151
A, D Series	0398	157
A0406	0313	155
A0506	0313	155
Belina com motor CHT	0293	155
Belina I	0044	151
Belina II com motor CHT 1.6	0108	152
Bronco 4.9 lts	1192	176
Bronco 5.0 lts	1192	176
Bronco 5.8 lts	1192	176
Bronco 4.9 lts	1224	177
Bronco 5.0 lts	1224	177
Bronco 5.8 lts	1224	177
C Max 1.6L 1596cc	1933	190
C-Max 2000	1714	183
Caminhão Cargo 1317	0087	192
Caminhão Cargo 1320	0087	192
Caminhão Cargo 1517	0087	192
Caminhão Cargo 1520	0087	192

Ford	Nº ZEN	Pg.
Caminhão Cargo 1617	0087	192
Caminhão Cargo 1620	0087	192
Caminhão Cargo 2220	0087	192
Caminhão Cargo 2420	0087	192
Caminhão Cargo 2817	0087	192
Caminhão Cargo 3020	0087	192
Caminhão Cargo 3220	0087	192
Caminhão F100 com motor 4 cil	0104	152
Caminhão F75 com motor 4 cil	0104	152
Campana C/R	0032	192
Capri 2.8	0068	152
Capri	0080	152
Capri 1.3 e 1.6	0220	154
Capri 1.3, 1.6, 2.0	0222	154
Capri 1.3 e 1.6	0280	192
Capri 1.3, 1.5 e 2.0	0307	155
Capri 1.3, 1.6, 2.0, 2000GT	0362	157
Capri	0412	158
Capri 2.3	0482	160
Capri 1.6, 2.0	0520	160
Capri II 2.3, 2.8	0108	152
Cargo 1113	0085	152
Cargo 1313	0085	152
Cargo 1416, 1722, 1716	12682	195
Cargo C 1216 6BT	1691	182
Cargo C 1412 6BTA	1691	182
Cargo C 1416 6BT	1691	182
Cargo C 1617 6BTAA	1691	182
Cargo C 1621 6BTAA	1691	182
Cargo Séries	0419	158
Club 8 Cil 4.3L 4261cc 260cid	0053	151
Club 8 Cil 4.7L 4727cc 289cid	0053	151
Club Wagon 8 Cil 4.3L 4261cc 260cid	0053	151
Club Wagon 8 Cil 4.7L 4727cc 289cid	0053	151
Consul 2.3	0108	152
Consul 1.7	0307	155
Consul 2.0	0362	157
Consul	0412	158
Contour	1208	177
Corcel I	0044	151
Corcel II 1.6	0108	152
Corcel II com motor CHT	0293	155
Cougar	0653	163
Country Sedan 6 Cil 3.9L 240cid	0053	151
Country Sedan 6 Cil 3.9L 3933cc 240cid	0053	151
Country Sedan 8 Cil 4.3L 4261cc 260cid	0053	151
Country Sedan 8 Cil 4.7L 4727cc 289cid	0053	151
Country Sedan 8 Cil 5.0L 302cid	0053	151
Country Sedan 8 Cil 5.0L 4949cc 302cid	0053	151
Country Sedan 8 Cil 5.8L 351cid	0053	151
Country Sedan 8 Cil 5.8L 5752cc 351cid	0053	151
Country Sedan 8 Cil 5.8L 5753cc 351cid	0053	151
Country Squire 6 Cil 3.9L 3933cc 240cid	0053	151
Country Squire 8 Cil 4.3L 4261cc 260cid	0053	151
Country Squire 8 Cil 4.7L 4727cc 289cid	0053	151
Country Squire 8 Cil 5.0L 302cid	0053	151
Country Squire 8 Cil 5.0L 4949cc 302cid	0053	151



Ford	Nº ZEN	Pg.
Country Squire 8 Cil 5.8L 351cid	0053	151
Country Squire 8 Cil 5.8L 5752cc 351cid	0053	151
Country Squire 8 Cil 5.8L 5753cc 351cid	0053	151
Courier	0342	156
Courier com motor Zetec	0520	160
Courier	0545	161
Courier	0890	169
Courier	0908	170
Courier 1.4i 16v	0938	171
Courier Zetec (nacional) 1.6 16V	0938	171
Courier 1.8 diesel	0962	171
Courier 1.0L / 1.6L Zetec Rocam	0965	171
Courier 1.6	1208	177
Courier 1.0L Zetec Rocam	1533	179
Courier 1.6L Zetec Rocam	1533	179
Courier	1686	182
Crown Victoria LX V8 4.6 Gas.	1199	176
Crown Victoria LX V8 4.6 Gas.	1226	177
Crown Victoria Police Interceptor V8 4.6 Gas.	1199	176
Crown Victoria Police Interceptor V8 4.6 Gas.	1226	177
Crown Victoria Touring Sedan V8 4.6 Gas.	1199	176
Crown Victoria S V8 4.6 Gas.	1199	176
Crown Victoria S V8 4.6 Gas.	1226	177
Crown Victoria Touring Sedan V8 4.6 Gas.	1226	177
Custom 6 Cil 3.9L 3933cc 240cid	0053	151
Custom 8 Cil 4.3L 4261cc 260cid	0053	151
Custom 8 Cil 4.7L 4727cc 289cid	0053	151
Custom 8 Cil 5.0L 4949cc 302cid	0053	151
Custom 8 Cil 5.8L 5752cc 351cid	0053	151
Custom 8 Cil 5.8L 5753cc 351cid	0053	151
Custom 500 6 Cil 3.9L 240cid	0053	151
Custom 500 6 Cil 3.9L 3933cc 240cid	0053	151
Custom 500 8 Cil 4.3L 260cid	0053	151
Custom 500 8 Cil 4.7L 289cid	0053	151
Custom 500 8 Cil 5.0L 302cid	0053	151
Custom 500 8 Cil 5.0L 4949cc 302cid	0053	151
Custom 500 8 Cil 5.8L 351cid	0053	151
Custom 500 8 Cil 5.8L 351cid Windsor Eng	0053	151
Custom 500 8 Cil 5.8L 5752cc 351cid	0053	151
Custom 500 8 Cil 5.8L 5753cc 351cid	0053	151
D0707	0661	163
D0810	0661	163
D0910	0661	163
D1010	0661	163
D1111	0661	163
D1211	0661	163
D1314	0661	163
Del Rey 1.6	0108	152
Del Rey Scala com motor CHT	0293	155
E150 V8 5.4L 330cid	1942	190
E250 V8 5.4L 330cid	1942	190
E350 Super Duty V10 6.8L 415cid	1942	190
E350 Super Duty V8 5.4L 330cid	1942	190
E450 Super Duty V10 6.8L 415cid	1942	190
E450 Super Duty V8 5.4L 330cid	1942	190
E450 Econoline Super Duty V10 6.8L 415cid	9705	193
EcoSport 1.0L / 1.6L Zetec Rocam	0965	171

Ford	Nº ZEN	Pg.
EcoSport 1.0L Supercharger	0965	171
EcoSport 2.0i - 16V	1482	178
Ecosport 1.0L Supercharger	1533	179
Ecosport 1.0L Zetec Rocam	1533	179
Ecosport 1.6L Zetec Rocam	1533	179
Ecosport 2.0	1585	180
Ecosport 2.0 Duratec Manual	1787	185
Ecosport 2.0 Duratec Automático	1788	185
EcoSport	1871	187
Edge V6 3.5L 3496cc 213cid	1677	182
Edge V6 3.7L 3726cc 227cid	1677	182
Edge	1871	187
Escape 6 cil	1192	176
Escape 4 cil	1208	177
Escape 4 cil	1228	177
Escape 2.3L (140) L4	1585	180
Escape 4 cil	1585	180
Escort 1.3, 1.6 CHT	0108	152
Escort 1.1 e 1.3	0220	154
Escort 1.1, 1.3, 1.6	0222	154
Escort RS 1600	0222	154
Escort RS 2000	0222	154
Escort 1.3, 1.6 com motor CHT	0293	155
Escort 1.1, 1.3, 1.6, 1.6 D	0520	160
Escort 1.6 D	0633	162
Escort 1.6 e 2.0	0729	165
Escort	0741	165
Escort Audi	0753	165
Escort Audi 827 c/ MQ	0762	165
Escort Audi	0798	167
Escort Diesel	0820	167
Escort 1.6 diesel	0962	171
Escort 1.6L Zetec Rocam	0965	171
Escort 1.8 EFI	0975	172
Escort 1.8	1193	176
Escort	1208	177
Escort	1225	177
Escort 1.6L Zetec Rocam	1533	179
Escort 1.6i, 1.8i, 2.0i	12685	195
Escort	12717	195
Escort Ghia	0323	156
Escort GL L4 1.9 gasolina	0455	159
Escort GL	0467	159
Escort GT L4 1.9 gasolina	0455	159
Escort Guaruja	0467	159
Escort Hobby 1.6	0108	152
Escort Hobby	0729	165
Escort L L4 1.9 gasolina	0455	159
Escort L Zetec	0990	172
Escort L4 2.0L 1989cc 122cid Diesel	0681	164
Escort LX L4 1.9 gasolina	0455	159
Escort Pony L4 1.9 gasolina	0455	159
Escort RS 2000	0362	157
Escort SEE: 120-330 1.8L Diesel	1171	176
Escort Van	0380	192
Escort XR3	0639	162
Escort XR3	0729	165

Ford	Nº ZEN	Pg.
Especial/Special	0440	158
Especial/Special	0674	163
Especial/Special Cummins	1684	182
Excursion V10 6.8L 415cid	9705	193
Excursion V8 5.4L 330cid	9705	193
Expedition 4.6, 5.4 V8	0959	171
Expedition V8 5.4L 330cid	1942	190
Expedition V8 4.6L 281cid	9705	193
Expedition V8 5.4L 330cid	9705	193
Expedition V8 5.4L 5409cc 330cid	9705	193
Explorer V6 3.5L 3490cc 213cid	1677	182
Explorer V6 3.5L 3496cc 213cid	1677	182
F 4000 4BT	1691	182
F Série Pick Up 5.0 lts	1192	176
F Série Pick Up 5.8 lts	1192	176
F Série Pick Up 5.0 lts	1224	177
F Série Pick Up 5.8 lts	1224	177
F100	0001	151
F100	0025	151
F100 Gasolina	0056	152
F100	0160	153
F100	0162	153
F100	0861	169
F100	12682	195
F1000	0025	151
F1000 Georgia	0082	152
F1000 MWM	0085	152
F1000 gasolina 6 cil	0162	153
F1000 Maxion HSD	0657	163
F1000 4.9L Gasolina	0794	167
F1000 Maxion TN1 HSD Diesel	0861	169
F1000 Maxion HSD	0916	170
F1000 4.9L 6 cil a gasolina	1192	176
F1000 Diesel	1217	177
F1000 4.9L 6 cil a gasolina	1224	177
F1000 Maxion HS 4 cil 2.5	1635	181
F1000	12682	195
F11000 Perkins 6 cil	0024	151
F11000 MWM	0085	152
F12000 Perkins 6 cil Diesel	0024	151
F12000 MWM	0085	152
F12000	1194	176
F13000 Perkins 6 cil Diesel	0024	151
F13000 MWM	0085	152
F14000 MWM	0085	152
F14000	1194	176
F14000 Com Motor MWM	12682	195
F150	0025	151
F150	0162	153
F150	0861	169
F150	1192	176
F150	1224	177
F150	1552	179
F150 V8 5.0L 4951cc 302cid	1942	190
F150 V8 6.2L 6210cc 379cid	1942	190
F150 V8 4.6L 281cid	9705	193
F150 V8 5.4L 330cid	9705	193

Ford	Nº ZEN	Pg.
F150 Heritage V8 4.6L 281cid	9705	193
F150 Heritage V8 5.4L 330cid	9705	193
F19000 MWM	0085	152
F2000 Ford 4 cil	0024	151
F2000 MWM	0085	152
F21000 MWM	0085	152
F22000 MWM	0085	152
F250	0162	153
F250 MWM	1022	173
F250 Cummins	1027	173
F250 Cummins ISBe4	1090	174
F250 V6 a gasolina	1192	176
F250	1552	179
F250	1675	182
F250	1684	182
F250 Super Duty V8 6.2L 6210cc 379cid	1942	190
F250 V8 4.6L 281cid	9705	193
F250 V8 5.4L 330cid	9705	193
F250 Super Duty V10 6.8L 415cid	9705	193
F250 Super Duty V8 5.4L 330cid	9705	193
F350	0001	151
F350 Gasolina	0056	152
F350	0162	153
F350	1022	173
F350 Cummins B Aftercooler 3.9	1090	174
F350	1675	182
F350 Super Duty V8 6.2L 6210cc 379cid	1942	190
F350 Super Duty V10 6.8L 415cid	9705	193
F350 Super Duty V8 5.4L 330cid	9705	193
F400 MWM	0085	152
F400	0162	153
F4000 Ford 4 cil	0024	151
F4000 MWM	0085	152
F4000 Cummins	1027	173
F4000 Cummins B Aftercooler 3.9	1090	174
F4000 Cummins	1675	182
F450 Super Duty V10 6.8L 415cid	1942	190
F450 Super Duty V10 6.8L 415cid	9705	193
F53 V10 6.8L 415cid	1942	190
F53 V10 6.8L 415cid	9705	193
F550 Super Duty V10 6.8L 415cid	1942	190
F550 Super Duty V10 6.8L 415cid	9705	193
F59 V10 6.8L 415cid	1942	190
F600	0001	151
F600 Gasolina	0032	192
F600 Gasolina	0056	152
F600	0162	153
F700	1194	176
F7000 MWM	0085	152
F75 Georgia	0082	152
Fairlane 6 Cil 4.1L 250cid	0053	151
Fairlane 6 Cil 4.1L 4097cc 250cid	0053	151
Fairlane 6 Cil 4.1L 4098cc 250cid	0053	151
Fairlane 8 Cil 3.6L 221cid	0053	151
Fairlane 8 Cil 3.6L 3622cc 221cid	0053	151
Fairlane 8 Cil 4.3L 260cid	0053	151
Fairlane 8 Cil 4.3L 4261cc 260cid	0053	151

Ford	Nº ZEN	Pg.
Fairlane 8 Cil 4.7L 289cid	0053	151
Fairlane 8 Cil 4.7L 4727cc 289cid	0053	151
Fairlane 8 Cil 5.0L 302cid	0053	151
Fairlane 8 Cil 5.0L 4949cc 302cid	0053	151
Fairlane 8 Cil 5.8L 351cid	0053	151
Fairlane 8 Cil 5.8L 5752cc 351cid	0053	151
Fairlane 8 Cil 5.8L 5753cc 351cid	0053	151
Fairlane 77	0160	153
Fairlane	0162	153
Fairmont	0653	163
Falcon 6 Cil 3.3L 200cid	0053	151
Falcon 6 Cil 3.3L 3277cc 200cid	0053	151
Falcon 6 Cil 3.3L 3278cc 200cid	0053	151
Falcon 6 Cil 4.1L 250cid 1	0053	151
Falcon 6 Cil 4.1L 4097cc 250cid	0053	151
Falcon 6 Cil 4.1L 4098cc 250cid	0053	151
Falcon 8 Cil 4.3L 260cid	0053	151
Falcon 8 Cil 4.3L 4261cc 260cid	0053	151
Falcon 8 Cil 4.7L 289cid	0053	151
Falcon 8 Cil 4.7L 4727cc 289cid	0053	151
Falcon 8 Cil 5.0L 302cid	0053	151
Falcon 8 Cil 5.0L 4949cc 302cid	0053	151
Falcon 8 Cil 5.8L 351cid	0053	151
Falcon 8 Cil 5.8L 5752cc 351cid	0053	151
Falcon 8 Cil 5.8L 5753cc 351cid	0053	151
Falcon	0160	153
Falcon	0161	153
Falcon	0162	153
Falcon	0205	153
Festiva	0636	162
Fiesta 1.1, 1.3, 1.6	0222	154
Fiesta XR2	0222	154
Fiesta 1.0, 1.1	0280	192
Fiesta 1.0, 1.1, 1.3, 1.4, 1.6 D	0520	160
Fiesta 1.6 D	0633	162
Fiesta	0890	169
Fiesta Zetec (nacional) 1.4 16V	0938	171
Fiesta 1.6 diesel	0962	171
Fiesta 1.0L / 1.6L / Zetec Rocam	0965	171
Fiesta 0.9 e 1.0	0975	172
Fiesta	1208	177
Fiesta 1.0L Zetec Rocam	1533	179
Fiesta 1.6L Zetec Rocam	1533	179
Fiesta 1.2, 1.4, 1.6 16V	1597	180
Fiesta	1686	182
Fiesta	1871	187
Fiesta L4 1.6L 1596cc 97cid	1933	190
Fiesta L4 1.6L 1596cc 97cid VIN	1933	190
Fiesta L4 1.6L 1598cc 98cid	1933	190
Fiesta	12717	195
Fiesta SEE: 120-330 1.8L Diesel	1171	176
Fiesta Van	0380	192
Flex V6 3.5L 3496cc 213cid	1677	182
Focus	0990	172
Focus 2.0I - 16V	1482	178
Focus 1.0L Zetec Rocam	1533	179
Focus 2.3L (140) L4	1585	180

Ford	Nº ZEN	Pg.
Focus 1.4, 1.6 16V	1597	180
Focus	1756	184
Focus 2.0 Duratec Manual	1787	185
Focus 2.0 Duratec Automático	1788	185
Focus	1871	187
Focus II 1.4L 1388cc	1933	190
Focus II 1.6L 1596cc	1933	190
Focus C Max 1.6L 1596cc	1933	190
Focus C Max 2000	1714	183
Focus I 1400 Zetec S	1820	186
Focus I 1600 Zetec S	1820	186
Focus II 2000	1714	183
Focus I4 Automático/Manual	1617	181
Ford 300 8 Cil 4.3L 4261cc 260cid	0053	151
Ford 300 8 Cil 4.7L 4727cc 289cid	0053	151
Ford F series diesel	1676	182
Ford Truck Cummins	1194	176
FT 100	0108	152
FT 125	0108	152
FT 130	0108	152
FT 150	0108	152
FT 175	0108	152
FT 190	0108	152
FT 60	0108	152
FT 75	0108	152
FT 900	0108	152
FT100	0293	155
FT100	0313	155
FT100	0528	160
FT120	0313	155
FT120	0528	160
FT125	0293	155
FT130	0293	155
FT130	0313	155
FT130	0528	160
FT150	0293	155
FT160	0313	155
FT160	0528	160
FT175	0293	155
FT190 1.7	0293	155
FT190	0313	155
FT190	0528	160
FT75	0293	155
FT80	0528	160
Fusion	1871	187
Fusion L4 2.3L 140cid	1764	184
Fusion L4 2.5L 2488cc 152cid	1764	184
Galaxie	0001	151
Galaxie 6 Cil 3.9L 3933cc 240cid	0053	151
Galaxie 8 Cil 4.3L 4261cc 260cid	0053	151
Galaxie 8 Cil 4.7L 4727cc 289cid	0053	151
Galaxie	0056	152
Galaxie	0126	152
Galaxie 500 6 Cil 3.9L 240cid	0053	151
Galaxie 500 6 Cil 3.9L 3933cc 240cid	0053	151
Galaxie 500 8 Cil 4.3L 260cid	0053	151
Galaxy	0068	152

Ford	Nº ZEN	Pg.
Galaxy	0108	152
Galaxy 2.8	0900	169
Galaxy 2.0	0937	170
Galaxy 2.3 16V e 1.9 TDI	1926	190
Galaxy 2000	1714	183
Galaxy 2200	1714	183
Ghia 1.6 e 1.8	0467	159
Granada 2.8	0068	152
Granada	0080	152
Granada 1.7, 2.0, 2.3, 2.6, 2.8	0108	152
Granada	0222	154
Granada 1.7 e 2.0 V6	0307	155
Granada 2.0	0362	157
Granada 1.9, 2.0 diesel	0365	157
Granada 2.5 Diesel	0406	157
Granada	0412	158
Granada 2.0, 2.3, 2.4, 2.8, 2.9	0482	160
Granada 2.0	0520	160
Granada 2.5 D	0632	162
Granada	0961	171
Guarujá	0323	156
Ka	0890	169
Ka 1.0L / 1.6L Zetec Rocam	0965	171
Ka 1.3	1156	175
Ka	1208	177
Ka 1.0L Zetec Rocam	1533	179
Ka 1.6L Zetec Rocam	1533	179
Ka	1686	182
Ka	1825	186
Ka	12717	195
Ka +	1825	186
Ka II 1.3	1156	175
Ka III 1.3	1156	175
Kuga 2000	1714	183
Landau	0001	151
Landau	0126	152
Landau e LTD	0056	152
Laser	0144	153
Laser	0340	156
Laser	0475	160
Lincoln MKS V6 3.5L 3490cc 213cid	1677	182
Lincoln MKS V6 3.5L 3496cc 213cid	1677	182
Lincoln MKS V6 3.7L 3726cc 227cid	1677	182
Lincoln MKT V6 3.5L 3496cc 213cid	1677	182
Lincoln MKT V6 3.7L 3726cc 227cid	1677	182
Lincoln MKX V6 3.5L 3496cc 213cid	1677	182
Lincoln MKX V6 3.7L 3726cc 227cid	1677	182
Lincoln MKZ V6 3.7L 3726cc 227cid	1677	182
Lincoln Navigator 5.4 V8	0959	171
LTD	0126	152
Maverick 6 Cil	0015	151
Maverick Georgia 4 cil	0082	152
Maverick 4 cil	0115	152
Maverick com motor 302 CID 8 cil	0126	152
Maverick 2.7 D	1070	174
Maverick 2700	1947	190
Maverick 2400	0712	164

Ford	Nº ZEN	Pg.
Mercury	1225	177
Mercury Mystique 2.0 L 4 cil	1208	177
Mercury Sable V6 3.5L 3496cc 213cid	1677	182
Meteor	0475	160
Mondeo 1.8i e 2.0i	0520	160
Mondeo	0821	167
Mondeo 1.8 Turbo Diesel	0962	171
Mondeo 1.8 e 2.0	0990	172
Mondeo 2.4	1539	179
Mondeo 95 CLX 16 V	0823	168
Mondeo CLX	1208	177
Mondeo Mk4 2000	1714	183
Mustang	1199	176
Mustang V8 4.6L 281cid	9705	193
Mustang GT V8 4.6 Gas.	1226	177
Mustang Cobra V8 4.6 Gas.	1199	176
Mustang Cobra V8 4.6 Gas.	1226	177
Mustang GT V8 4.6 Gas.	1199	176
Mustang II L4 2.0L 1989cc 122cid	0205	153
Mustang II L4 2.0L 1993cc 122cid	0205	153
Mustang II L4 2.3L 140cid	0205	153
Mustang II L4 2.3L 2295cc 140cid	0205	153
Mustang II L4 2.3L 2302cc 140cid	0205	153
N0708	0661	163
N0710	0661	163
N0808	0661	163
N0810	0661	163
N0812	0661	163
N0814	0661	163
N0910	0661	163
N0914	0661	163
N1114	0661	163
N1414	0661	163
NA1814	0661	163
NA2214	0661	163
New Fiesta	1791	185
Nova Ecosport	1791	185
Novo Fiesta 1.0L / 1.6L Zetec Rocam	0965	171
Novo Fiesta 1.0L Supercharger	0965	171
Novo Fiesta 1.0L Supercharger	1533	179
Novo Fiesta 1.0L Zetec Rocam	1533	179
Novo Fiesta 1.6L Zetec Rocam	1533	179
Orion 1.6 D	0520	160
Orion 1.6 D	0633	162
Orion 1.6 diesel	0962	171
Orion SEE: 120-330 1.8L Diesel	1171	176
Pampa 1.6	0068	152
Pampa 1.6	0108	152
Pampa todos com motor CHT	0293	155
Pick Up	0056	152
Pick Up	0115	152
Pick Up (USA) 4.9 / 5.8	1134	175
Pick Up Lobo V6	1614	180
Pick Up série F 4.2 (V6), 4.6 e 5.4 (V8), 6.8 (V10)	0959	171
Pinto L4 1.6L 1598cc 98cid	0205	153
Pinto L4 1.6L 1599cc 98cid	0205	153
Pinto L4 2.0L 1989cc 122cid	0205	153

Ford	Nº ZEN	Pg.
Pinto L4 2.0L 1993cc 122cid	0205	153
Pinto L4 2.3L 140cid	0205	153
Pinto L4 2.3L 2295cc 140cid	0205	153
Pinto L4 2.3L 2302cc 140cid	0205	153
PMGR Starters	1225	177
Police Interceptor Sedan V6 3.5L 3496cc 213cid	1677	182
Police Interceptor Sedan V6 3.7L 3726cc 227cid	1677	182
Power Stroke	12675	195
Ranchero	0162	153
Ranger 2.5 D	0818	167
Ranger	0861	169
Ranger 2.5 TD	1024	173
Ranger	1192	176
Ranger Diesel	1217	177
Ranger	1224	177
Ranger	1552	179
Ranger 2.3L (140) L4	1585	180
Ranger 1.8	1612	180
Ranger Maxion HS 4 cil 2.5	1635	181
Ranger	12682	195
Ranger 2.2 e 3.2	1807	186
Ranger Duratec HE 2.3	1617	181
Ranger International 3.0 Diesel	0916	170
Ranger International Maxion HS 4 cil. 2.5 e 2.8 Diesel	0916	170
Ranger V6	1553	179
Royale com transmissão automática e EFI	0108	152
S Max 2000	1714	183
S Max 2200	1714	183
Scala 1.6 CHT	0108	152
Scorpio 2.4, 2.8, 2.8 INJ, 2.9, 2.9 4X4	0482	160
Scorpio 1.8, 2.0 e 2.0 I	0520	160
Scorpio 2.5 D	0632	162
Sierra 1.6, 2.0, 2.3	0108	152
Sierra 2.3	0238	154
Sierra 2.0, 2.3, 2.3 INJ, 2.8, 2.8 4X4, 2.9	0482	160
Sierra 1.3, 1.6, 1.8, 2.0, 2.0 I, 2.3	0520	160
Sierra 2.3 D	0632	162
Sierra 1.6	0742	165
Sierra	0961	171
Sierra D 2.3	0406	157
Sierra Ghia 1.6	0469	159
Sierra L 1.6	0469	159
Sorpio	0961	171
Taurus 2.0, 2.3	0080	152
Taurus 2.0, 2.3	0108	152
Taurus 1.3 e 1.6	0220	154
Taurus 1.3, 1.6, 2.0	0222	154
Taurus 2.0 e 2.3	0238	154
Taurus 2.0 V6	0307	155
Taurus V6 3.5L 3496cc 213cid	1677	182
Taurus	1871	187
Taurus V6 3.0	13268	194
Taurus X V6 3.5L 3496cc 213cid	1677	182
Tempo L4 2.0L 1989cc 122cid Diesel	0681	164
Thunderbird LX V8 4.6 Gas.	1199	176
Thunderbird LX V8 4.6 Gas.	1226	177
Tiger Tug (USA) - Cummins	1134	175

Ford	Nº ZEN	Pg.
Topaz	0672	163
Transit 1.0 1250cc	0015	151
Transit Diesel	0398	157
Transit	0412	158
Transit 1.6, 2.0	0475	160
Transit	0528	160
Transit	0861	169
Transit 2.4	1539	179
Transit	1642	181
Transit 100	0223	154
Transit 1000	0015	151
Transit 1250	0223	154
Transit 1500	0223	154
Transit 800	0223	154
Tratores	1957	191
Van	0280	192
Verona	0729	165
Verona	0762	165
Verona 1.8i, 2.0i	12685	195
Verona GLX	0323	156
Verona LX 1.6	0108	152
Versailles 1.8, 2.0 e 2.0i	0108	152
VL com odore	0475	160
XR2	0520	160
XR3	0323	156
XR3 com motor Zetec 1.8	0520	160
Freightliner	Nº ZEN	Pg.
Cascadia com motor DD13, DD15, DD16	13119	194
Cascadia com motor MBE4000	13119	194
Century com motor MBE4000	13119	194
Coronado com motor DD15, DD16, DD13	13119	194
General Motors/Chevrolet	Nº ZEN	Pg.
400	0020	151
400	1184	176
4006MT	0118	152
6500 Kodiak GM 7.0L(427) V8 Gasolina	0774	166
7000 FWD Control 6 Cil.	1827	186
8000MT	0118	152
8500 FWD Control 6 Cil.	1827	186
Acadia V6 3.6L 217cid	0806	167
Acadia V6 3.6L 3564cc 217cid	0806	167
Agile 1.4	1745	183
Ascona	0243	154
Astra 1.8i	0745	165
Astra 2.0i 16v	0745	165
Astra 1.8	0770	166
Astra 1.8 / 2.0 / 2.0 16V	1209	177
Astra 1.8 e 2.0	10003	191
Astra 1.8i, 2.0i, 2.0 MPFI, 2.0i 16V	12683	195
Astra	12720	195
Astra 1.8 e 2.0	12720	195
Astra 2.0 MPFI	0745	165
Astra Sedan 1.8i	0745	165
Astra Sedan 2.0i	0745	165
Astra Sedan 2.0i 16v	0745	165
Astra Sedan 1.8i, 2.0i, 2.0 MPFI, 2.0i 16V	12683	195

General Motors/Chevrolet	Nº ZEN	Pg.
Avalanche 5.3L(325) V8	10003	191
Avalanche 5.3L(325) V8	12720	195
Aveo 1.2 LPG Start/Stop	1908	189
Aveo 1.4 D Start/Stop	1908	189
B7 V8 7.0L 7011cc 427cid	0774	166
Blazer	0292	155
Blazer 4.3 V6	0756	165
Blazer V6	0770	166
Blazer 2.5 Diesel	0861	169
Blazer	0916	170
Blazer 4.3 V6	0958	171
Blazer Diesel	1168	175
Blazer Maxion HS 4 cil 2.5	1635	181
Blazer 2.2 e 2.4	10003	191
Blazer 2.2 EFI	12683	195
Blazer	12720	195
Blazer 2.2 e 2.4	12720	195
Blazer 2.2 EFI	0745	165
Blazer DLX	12682	195
Blazer V6 USA	0610	162
Blitz	0243	154
Buick	0020	151
C Série C1500 6.5	1198	176
C Série C1500 6.5 Turbo	1198	176
C Série C1500 6.5 Turbo Suburban	1198	176
C Série C2500 6.2	1198	176
C Série C2500 6.5	1198	176
C Série C2500 6.5 Turbo	1198	176
C Série C2500 6.5 Turbo Suburban	1198	176
C Série C3500 6.5 Turbo	1198	176
C10	0045	151
C10 V8 5.0L 305cid	1189	176
C10 Suburban V8 5.0L 305cid	1189	176
C20	0013	151
C20	0020	151
C20 V8 5.0L 305cid	1189	176
C20 Suburban V8 5.0L 305cid	1189	176
C2500 V6 4.3L 262cid	1189	176
C4500 Kodiak V8 8.1L 496cid	0774	166
C5500 Kodiak V8 8.1L 496cid	0774	166
C5500 Kodiak GM 6.0L(366) V8 Gasolina	0774	166
C5500 Kodiak GM 7.0L(427) V8 Gasolina	0774	166
C5500 Kodiak GM 7.4L(454) V8 Gasolina	0774	166
C5500 Kodiak GM 8.1L(496) V8 Gasolina	0774	166
C60 GM 6.0L(366) V8 Gasolina	0774	166
C60 GM 7.0L(427) V8 Gasolina	0774	166
C60 GM 7.4L(454) V8 Gasolina	0774	166
C60 GM 8.1L(496) V8 Gasolina	0774	166
C60 Kodiak V8 6.0L 366cid	0774	166
C60 Kodiak V8 7.0L 7011cc 427cid	0774	166
C6500 Kodiak V8 6.0L 366cid	0774	166
C6500 Kodiak V8 7.0L 7011cc 427cid	0774	166
C6500 Kodiak V8 7.4L 454cid	0774	166
C6500 Kodiak V8 8.1L 496cid	0774	166
C70 GM 6.0L(366) V8 Gasolina	0774	166
C70 GM 7.0L(427) V8 Gasolina	0774	166
C70 GM 7.4L(454) V8 Gasolina	0774	166

General Motors/Chevrolet	Nº ZEN	Pg.
C70 GM 8.1L(496) V8 Gasolina	0774	166
C70 Kodiak V8 6.0L 366cid	0774	166
C70 Kodiak V8 7.0L 7011cc 427cid	0774	166
C75	0045	151
C7500 Kodiak 8 Cil 7.0L 7011cc 427cid	0774	166
C7500 Kodiak V8 6.0L 366cid GM 6.0L(366) V8 Gasolina	0774	166
C7500 Kodiak V8 7.0L 7011cc 427cid	0774	166
C7500 Kodiak V8 7.4L 454cid	0774	166
C7500 Kodiak V8 8.1L 496cid	0774	166
C7500 Kodiak GM 6.0L(366) V8 Gasolina	0774	166
C7C7500 Kodiak V8 6.0L 366cid	0774	166
C80 GM 6.0L(366) V8 Gasolina	0774	166
C80 GM 7.0L(427) V8 Gasolina	0774	166
C80 GM 7.4L(454) V8 Gasolina	0774	166
C80 GM 8.1L(496) V8 Gasolina	0774	166
Calibra 2.0 / 2.0i / 2.0i 16V	1209	177
Camaro	0522	160
Camaro V6 2.8L 173cid	1189	176
Camaro V6 3.1L 189cid	1189	176
Caprice Modelo Antigo	0522	160
Captiva 3.6	0806	167
Caravan	0045	151
Cavalier 2.4	0756	165
Cavalier 4 cil	0783	166
Celebrity	0653	163
Celta	0837	168
Celta 1.0	0843	168
Celta 1.0	1064	174
Celta 1.0	1745	183
Celta	10003	191
Celta	12720	195
Chevette 1.4 gasolina	0080	152
Chevette 1.4 e 1.6	0108	152
Chevette Junior álcool e gasolina	0108	152
Chevrolet 8 cilindros	0676	163
Chevrolet V6 Citation	0653	163
Chevy Diesel	0737	165
Chevy 500	0108	152
Chevy Lux	0141	153
Chevy Lux	0351	156
Classic 1.0	1745	183
Cobalt 1.4 e 1.8	1745	183
Cobalt	1911	189
Cobalt	10003	191
Colorado L4 2.5L 2457cc 153cid	1935	190
Corsa 1.0, 1.4	0482	160
Corsa 1.0 e 1.4	0747	165
Corsa 1.0, 1.4, 1.6 EFI.	0837	168
Corsa	0843	168
Corsa	0945	171
Corsa	1209	177
Corsa	1557	179
Corsa 1.8	10003	191
Corsa 1.8	12720	195
Cruze 1.8	1745	183
Cruze 1.4 Start/Stop	1908	189
Cruze	1911	189



General Motors/Chevrolet	Nº ZEN	Pg.
Cruze 1.4 turbo 4 Cilindros Gasolina	1922	189
D20	0024	151
D20	0978	172
D40	0118	152
D6000 com motor Maxion	0118	152
D6000	0978	172
Envoy 5.3L/5.3L XL (325) V8	10003	191
Envoy 5.3L/5.3L XL (325) V8	12720	195
Equinox V6 3.0L 182cid	0806	167
Equinox V6 3.6L 217cid	0806	167
Especial/Special com motor Perkins 6 cil	0024	151
Express Vans 4.8L(291) V8	10003	191
Express Vans 5.3L(325) V8	10003	191
Express Vans 4.8L(291) V8	12720	195
Express Vans 5.3L(325) V8	12720	195
GMC	0610	162
GMC 6100 Maxion 4 Cil.	0978	172
Grand Blazer 4.1	0915	170
Impala Modelo Antigo	0522	160
Impala 3.4L(207) V6	10003	191
Impala 3.4L(207) V6	12720	195
Ipanema 1.8	0108	152
Ipanema 2.0 MPFI	0745	165
Ipanema 2.0 MPFI	12683	195
K10 V8 5.0L 305cid	1189	176
K10 Suburban V8 5.0L 305cid	1189	176
K1500 V6 4.3L 262cid	1189	176
K20 V8 5.0L 305cid	1189	176
K20 Suburban V8 5.0L 305cid	1189	176
K2500 V6 4.3L 262cid	1189	176
K5 Blazer V8 5.0L 305cid	1189	176
Kadett 1.8	0108	152
Kadett	0243	154
Kadett 2.0 MPFI	0745	165
Kadett 2.0 MPFI	12683	195
Kodiak	1608	180
Kodiak C8500 GM 6.0L(366) V8 Gasolina	0774	166
Kodiak C8500 GM 7.0L(427) V8 Gasolina	0774	166
Kodiak C8500 GM 7.4L(454) V8 Gasolina	0774	166
Kodiak C8500 GM 8.1L(496) V8 Gasolina	0774	166
Lanos	0770	166
Lumina V6 3.1 Its e 4.0 Its	0783	166
Lumina (Sedan) 3.1L(189) V6	10003	191
Lumina(Sedan) 3.1L(189) V6	12720	195
Malibu	0522	160
Malibu 2.4	0756	165
Malibu V6 3.6L 217cid	0806	167
Malibu V6 3.6L 3564cc 217cid	0806	167
Malibu 1.5 4 Cilindros	1922	189
Malibu L4 2.0L 1998cc 122cid	1935	190
Malibu 3.1L(189) V6	10003	191
Malibu 3.1L(189) V6	12720	195
Manta	0243	154
Marajó 1.4 álcool e gasolina	0080	152
Marajó 1.4 e 1.6	0108	152
Meriva 1.8	10003	191
Meriva 1.8	12720	195

General Motors/Chevrolet	Nº ZEN	Pg.
Minivan 3.4 Its	0783	166
Montana 1.4	1745	183
Montana	10003	191
Montana	12720	195
Monte Carlo	0522	160
Monte Carlo V6 3.1 Its	0783	166
Monte Carlo 3.4L(207) V6	10003	191
Monte Carlo 3.4L(207) V6	12720	195
Monza	0108	152
Motor 1.8 8V SOCH e 1.8 16V DOCH (Flex)	12720	195
Motor para Empilhadeira Hyster	0610	162
MPV V6 3.4 Its	0783	166
N107	1873	187
N108	1873	187
N109	1873	187
N200	1873	187
N300	1873	187
N300P	1873	187
Nova	0522	160
Novo Corsa	1064	174
Novo Prisma LT e LTZ Com Motor 1.0L e 1.4L SPE/4 (SOCH)	1745	183
Nubira	0770	166
Omega 2.0	0243	154
Omega 3.0, 4.1	0482	160
Omega 2.0i	0745	165
Omega 2.2i	0745	165
Omega 3.0i	0745	165
Omega 2.0i, 2.2i, 3.0i	12683	195
Omega Australiano 3.8 V6	0919	170
Omega CD 4.1	1680	182
Omega Suprema 2.2, 3.0	0482	160
Omega Suprema 2.0i, 2.2i, 3.0i	12683	195
Onix Com Motor 1.0 e 1.4 SPE/4 (SOCH)	1745	183
Onix	1911	189
Opala 4 e 6 cil	0020	151
Opala	0045	151
Opala	0046	151
Orlando 1.4 Start/Stop	1908	189
Pick Up Perkins 4 cil	0024	151
Pick Up Modelo Antigo	0522	160
Pick Up 400	0161	153
Pick Up Apache	0013	151
Pick Up C10	0010	151
Pick Up C10	0045	151
Pick Up C10	0161	153
Pick Up C14	0010	151
Pick Up C15	0010	151
Pick Up C15	0045	151
Pick Up D20 com motor Maxion	0118	152
Pick Up D20	12682	195
Pick Up S10 com Motor Maxion HS	12682	195
Pick Up Silverado Sierra Importado DIE	1194	176
Prisma	0837	168
Prisma	1911	189
Prisma	10003	191
Prisma	12720	195

General Motors/Chevrolet	Nº ZEN	Pg.
S10 Importada	0351	156
S10 2.5 Diesel Maxion	0657	163
S10 2.2 Gasolina	0745	165
S10 4.3 V6	0756	165
S10	0770	166
S10 Diesel	0861	169
S10 Maxion HSD	0916	170
S10 MWM Diesel	1063	174
S10 Maxion HS 4 cil 2.5	1635	181
S10 2.8 Diesel	1776	185
S10 Cab. Dupla (nova) 2L03-43 (LCV, N8D)	1935	190
S10 Cab. Simples (nova) 2L03-43 (LCV, N8D)	1935	190
S10 2.2 e 2.4	10003	191
S10	12720	195
S10 2.2 e 2.4	12720	195
S10 Blazer V6 2.8L 173cid	1189	176
S10 Blazer V6 4.3L 262cid	1189	176
S10 Pick Up V6 2.8L 173cid	1189	176
S10, EFI, MPFI	12683	195
Safari XT 4.3 V6	0756	165
Sail	1848	187
Saturno 91	0752	165
Savana Vans 4.8L (291) V8	10003	191
Savana Vans 5.3L/5.3L XL (325) V8	10003	191
Savana Vans 4.8L (291) V8	12720	195
Savana Vans 5.3L/5.3L XL (325) V8	12720	195
Série D - d20 Plus Maxion S4T JF 12V	1690	182
Sierra 6.6L Diesel	1608	180
Sierra Pick Up 4.8L (291) V8	10003	191
Sierra Pick Up 5.3L/5.3L XL (325) V8	10003	191
Sierra Pick Up 4.8L (291) V8	12720	195
Sierra Pick Up 5.3L/5.3L XL (325) V8	12720	195
Silverado gasolina	0020	151
Silverado	0454	159
Silverado 4.1	0482	160
Silverado 6.0 - 8.1	0756	165
Silverado 6 cil a gasolina 12V	0915	170
Silverado Maxion S4 Diesel	0978	172
Silverado MWM	1022	173
Silverado	1608	180
Silverado 1500 V6 4.3L	1761	184
Silverado 1500 V8 5.3L	1761	184
Silverado 1500 V8 6.2L	1761	184
Silverado com Motor MWM	12682	195
Silverado Pick Up 4.8L(291) V8	10003	191
Silverado Pick Up 5.3L(325) V8	10003	191
Silverado Pick Up 4.8L(291) V8	12720	195
Silverado Pick Up 5.3L(325) V8	12720	195
Spark	1048	173
Spectrum L4 1.5L 1471cc 92cid	0498	160
Spectrum L4 1.5L 1471cc 92cid w/Turbo	0498	160
Spectrum L4 1.5L 1471cc 92cid wo/Turbo	0498	160
Spin 1.8	1745	183
Spin	10003	191
SSR Sport Truck 5.3L (325) V8	10003	191
SSR Sport Truck 5.3L (325) V8	12720	195
Suburban 5.7 - 7.4 - 8.1	0756	165

General Motors/Chevrolet	Nº ZEN	Pg.
Suburban V8 5.3L	1761	184
Suburban 5.3L(325) V8	10003	191
Suburban 5.3L(325) V8	12720	195
Suprema 2.0, 2.0i, 3.0i.	0745	165
Suprema 2.0 / 2.2 / 3.0	1209	177
T5500 GM 6.0L(366) V8 Gasolina	0774	166
T6500 V8 6.0L 366cid	0774	166
T7500 V8 6.0L 366cid	0774	166
Tahoe V8 5.3L	1761	184
Tahoe 4.8L(291) V8	10003	191
Tahoe 5.3L(325) V8	10003	191
Tahoe 4.8L(291) V8	12720	195
Terrain V6 3.0L 182cid	0806	167
Tigra	0837	168
Topkick Trucks 6.6L Diesel	1608	180
Tracker	0595	161
Tracker 1.4 Turbo 4 Cilindros Gasolina	1922	189
TrailBlazer 2.8 Diesel	1776	185
Trailblazer 5.3L(325) V8	10003	191
Trailblazer 5.3L(325) V8	12720	195
Traverse V6 3.6L 217cid	0806	167
Trax 1.4 AWDS Start/Stop	1908	189
Truck 350	0522	160
Truck Big 10 Modelo Antigo	0522	160
Truck C60/C70	0522	160
Vectra 2.0	0243	154
Vectra 2.0 16v	0745	165
Vectra 2.0 GSi MPFI / 2.0 GLS MPFI	1209	177
Vectra 2.2	10003	191
Vectra 2.2	12720	195
Vectra CD	0770	166
Vectra GLS 2.0	0745	165
Vectra GSi 2.0i 16v	0745	165
Vectra II (SOHC) 1.8/2.0/2.2 - 8V	12720	195
Venture 3.4L(207) V6	10003	191
Venture 3.4L(207) V6	12720	195
Yukon 4.8L (291) V8	10003	191
Yukon 5.3L/5.3L XL (325) V8	10003	191
Yukon 4.8L (291) V8	12720	195
Yukon 5.3L/5.3L XL (325) V8	12720	195
Zafira 2.0 MPFI	0745	165
Zafira 2.0 SFI 16v	0745	165
Zafira	0770	166
Zafira 2.0	10003	191
Zafira 2.0 MPFI	12683	195
Zafira 2.0	12720	195

Geo	Nº ZEN	Pg.
Spectrum L4 1.5L 1471cc 92cid wo/Turbo	0498	160

GMC	Nº ZEN	Pg.
B7 V8 6.0L 366cid	0774	166
B7 V8 7.0L 7011cc 427cid	0774	166
C1500 V6 4.3L 262cid	1189	176
C1500 V8 5.0L 305cid	1189	176
C1500 Suburban V8 5.0L 305cid	1189	176
C2500 V6 4.3L 262cid	1189	176
C2500 V8 5.0L 305cid	1189	176

GMC	Nº ZEN	Pg.
C2500 Suburban V8 5.0L 305cid	1189	176
C4500 Topkick V8 8.1L 496cid	0774	166
C5500 Topkick 8 Cil 8.1L 496cid GM 8.1L(496) V8 Gasolina	0774	166
C5500 Topkick V8 8.1L 496cid	0774	166
C5500 Topkick GM 7.0L(427) V8 Gasolina	0774	166
C5500 Topkick GM 7.4L(454) V8 Gasolina	0774	166
C5500 Topkick GM 8.1L(496) V8 Gasolina	0774	166
C5C5500 Topkick GM 6.0L(366) V8 Gasolina	0774	166
C6000 GM 6.0L(366) V8 Gasolina	0774	166
C6000 GM 7.0L(427) V8 Gasolina	0774	166
C6000 GM 7.4L(454) V8 Gasolina	0774	166
C6000 GM 8.1L(496) V8 Gasolina	0774	166
C6000 Topkick V8 7.0L 7011cc 427cid	0774	166
C6500 Topkick V8 7.0L 7011cc 427cid	0774	166
C6500 Topkick V8 8.1L 496cid	0774	166
C6500 Topkick GM 7.0L(427) V8 Gasolina	0774	166
C7000 GM 7.0L(427) V8 Gasolina	0774	166
C7000 GM 8.1L(496) V8 Gasolina	0774	166
C7000 Topkick V8 7.0L 7011cc 427cid	0774	166
C7500 Topkick V8 6.0L 366cid	0774	166
C7500 Topkick V8 7.0L 7011cc 427cid	0774	166
C7500 Topkick V8 7.4L 454cid	0774	166
C7500 Topkick V8 8.1L 496cid	0774	166
C7500 Topkick GM 6.0L(366) V8 Gasolina	0774	166
C80 GM 6.0L(366) V8 Gasolina	0774	166
C80 GM 7.0L(427) V8 Gasolina	0774	166
C80 GM 7.4L(454) V8 Gasolina	0774	166
C80 GM 8.1L(496) V8 Gasolina	0774	166
Canyon L4 2.5L 2457cc 153cid	1935	190
Jimmy V8 5.0L 305cid	1189	176
K1500 V6 4.3L 262cid	1189	176
K1500 V8 5.0L 305cid	1189	176
K1500 Suburban V8 5.0L 305cid	1189	176
K2500 V6 4.3L 262cid	1189	176
S15 Jimmy V6 2.8L 173cid	1189	176
S15 Jimmy V6 4.3L 262cid	1189	176
S15 Pick Up 6 Cil 2.8L 173cid	1189	176
S15 Pick Up 6 Cil 4.3L 262cid	1189	176
Sierra 1500 V6 4.3L	1761	184
Sierra 1500 V8 5.3L	1761	184
Sierra 1500 V8 6.2L	1761	184
Sonoma V6 2.8L 173cid	1189	176
T5500 GM 6.0L(366) V8 Gasolina	0774	166
T6500 V8 6.0L 366cid	0774	166
T7500 V8 6.0L 366cid	0774	166
Topkick C8500 GM 6.0L(366) V8 Gasolina	0774	166
Topkick C8500 GM 7.0L(427) V8 Gasolina	0774	166
Topkick C8500 GM 7.4L(454) V8 Gasolina	0774	166
Topkick C8500 GM 8.1L(496) V8 Gasolina	0774	166
Yukon V8 5.3L	1761	184
Yukon V8 6.2L	1761	184
Yukon XL V8 5.3L	1761	184
Yukon XL V8 6.2L	1761	184
Gurgel	Nº ZEN	Pg.
BR 800	0323	156

Gurgel	Nº ZEN	Pg.
Carajas com motor VW AP 1.8	0108	152
Tocantins L	0323	156
TR 1.6	0323	156
Hanomag	Nº ZEN	Pg.
20	0419	158
22C	0419	158
30	0419	158
33C	0419	158
400D	0419	158
Harley Davidson	Nº ZEN	Pg.
MY91 - 06 BT except MY06 Dyna	1201	176
Hillman	Nº ZEN	Pg.
Avenger	0170	192
Avenger	0171	192
Hunter	0170	192
Hunter	0171	192
Hino	Nº ZEN	Pg.
IW	1827	186
W04D	1827	186
Hitachi	Nº ZEN	Pg.
Maxima	1016	172
Osgr 2.2KW 12v	1608	180
OSGR 2.2KW 12v	1608	180
Tsuru Altima	1016	172
Honda	Nº ZEN	Pg.
Accord 1.6	0327	156
Accord 1.8 - 2.0	0815	167
Accord	0818	167
Accord V 2.0 TDI	1958	191
Accord	9350	192
Accord 1600, 1599cc	0349	156
Accord L4 2.4L 2354cc	1849	187
Accord L4 2.4L 2354cc 144cid	1849	187
Aerodeck	0815	167
Amaze	1887	188
Ballade 1500	0353	156
City	1759	184
Civic	0809	167
Civic	0818	167
Civic 1.7L	1548	179
Civic	1734	183
Civic L4 2.0L 1998cc 122cid	1849	187
Civic 2.0 Diesel	1958	191
Civic VI 2.0 Aerodeck TDi C	1958	191
Civic VI Aerodeck 2.0 iD	1958	191
Civic 1.3 - 1.4 - 1.5 - 1.6	9186	192
Civic	9350	192
Civic 1300 16V	0353	156
Civic 1300, 1343cc D13B1	0353	156
Civic 1200	0349	156
Civic 1250	0349	156
Civic 1300 12V, 1335cc EW2/3	0353	156
Civic 1300 L4 1.3 Gas.	0832	168

Honda	Nº ZEN	Pg.
Civic 1300 STD L4 1.3 Gas.	0832	168
Civic 1400	0353	156
Civic 1500 D15B2	0353	156
Civic 1500 D15Z	0353	156
Civic DX L4 1.3 Gas.	0832	168
Civic L4 1.3L 1342cc 82cid	0353	156
Civic L4 1.5L 1487cc	0353	156
Civic L4 1.5L 1491cc 91cid	0353	156
Civic L4 1.5L 1493cc	0353	156
Civic L4 1.6L 1590cc 97cid	0353	156
Concerto 1.3 - 1.4 - 1.5 (16v)	9186	192
CRV	1734	183
CRX 1300 L4 1.3 Gas.	0832	168
CRX 1500 HF L4 1.5 Gas.	0832	168
CRX 1500 L4 1.5 Gas.	0832	168
CRX 1500 SI L4 1.5 Gas.	0832	168
CRX DX L4 1.5 Gas.	0832	168
CRX HF L4 1.5 Gas.	0832	168
CRX L4 1.5L 1493cc	0353	156
Element L4 2.4L 2354cc	1849	187
Fit	1759	184
Fit (Jazz)	12913	194
New Civic	1943	190
Odyssey 2.3L NonTurbo Gas (F23Z4)	1849	187
Odyssey 2.4L NonTurbo Gas (K24A6)	1849	187
Prelude 2.0	0815	167
Prelude	9350	192
Shuttle 1.5 - 1.6	9186	192
Wagovan L4 1.5L 1487cc	0353	156

Hummer	Nº ZEN	Pg.
H1	0767	166

Hyster	Nº ZEN	Pg.
Empilhadeira com motor 60XM	0450	159
Empilhadeira com motor H45	0450	159
Empilhadeira	0595	161
Empilhadeira H55XM GM 2.2	0783	166
Empilhadeira H80XM	0958	171
Empilhadeira Hyster	0610	162
Guindaste KF	0056	152
H-150-275H Perkins 6-354	0649	163
H350A Perkins 6-354	0649	163
H80XM	0756	165

Hyundai	Nº ZEN	Pg.
Accent L4 1.6 1591cc 97cid	1778	185
Accent	1923	189
Accent GLS	0450	159
Azera	1800	185
Creta 1.6 Start/Stop	1932	190
Elantra	0595	161
Elantra	1788	185
Elantra	1923	189
Elantra L4 2.0L 1975cc	1775	184
Entourage GLS Mini Passenger Van 4-Door	1800	185
Excel	0450	159
Genesis Coupe	1800	185

Hyundai	Nº ZEN	Pg.
Genesis Sedan 4-Door 3.8	1800	185
H-1 2.5 TD - 2.5 TD 4WD	1607	180
H100	1607	180
H100 2.5 Diesel	1794	185
HB20 1.6	1777	185
HB20 1.0	1778	185
HB20 1.0	1912	189
HB20 1.6	1913	189
HR	1024	173
HR	1607	180
HR 2.5 Diesel	1794	185
i10 1.1	1509	178
i10 1.2, 57kW, 78HP, 1248cc	1950	190
i10 1.2, 63kW, 86HP, 1248cc	1950	190
i20 1.4	1706	182
i20 1.4 Gasolina Start/Stop	1932	190
i20 1.2, 57kW, 78HP, 1248cc	1950	190
i20 1.2, 63kW, 86HP, 1248cc	1950	190
i30	0595	161
i30 1.4/1.6	1706	182
i30 2.0	1775	184
i30 1.4 Gasolina Start/Stop	1932	190
i30 1.6 Gasolina Start/Stop	1932	190
IX20 1.4/1.6	1706	182
IX35 1.4/1.6	1706	182
IX35	1770	184
ix55 3.8 V6	1923	189
Pony	0450	159
Pony	0595	161
Porter 2.5 TD	1607	180
Porter	1794	185
Santa Fé	0595	161
Santa Fé	1800	185
Santa Fé L4 2.0L 1998cc 122cid	1770	184
Sonata 2.4 e 3.0	0450	159
Sonata 2.4, 3.0	0595	161
Sonata GLS Sedan 4-Door	1800	185
Sonata L4 2.0L 1998cc 122cid VIN B	1770	184
Starex	1794	185
Stellar	0450	159
Stellar	0595	161
Tiburon L4 2.0L 1975cc	1775	184
Tucson	0595	161
Tucson	1847	187
Tucson L4 2.0L 1975cc VIN B	1770	184
Tucson L4 2.4L 2359cc VIN C	1770	184
Veloster L4 1.6 1591cc 97cid	1778	185
Veracruz	1800	185
Veracruz 3.5	1923	189

Hyundai Truck	Nº ZEN	Pg.
Magentis V6 2.7L 2656cc	1771	184
Optima V6 2.7L 2656cc	1771	184
Rondo V6 2.7L 2656cc	1771	184
Santa Fé V6 2.7L 2656cc	1771	184
Tucson L4 2.0L 1975cc	1775	184

Infiniti	Nº ZEN	Pg.
I30 3.0	1017	172
QX4 V6 3.3L 3275cc	0712	164
Innocenti	Nº ZEN	Pg.
Mini	0170	192
Mini	0171	192
MINI 3 Cil	0765	166
Regent	0170	192
Regent	0171	192
Inter	Nº ZEN	Pg.
Especial/Special	0677	163
International	Nº ZEN	Pg.
Matra Maxion HS 4 cil 2.5	1635	181
Retroescavadeira Maxion HS 4 cil 2.5	1635	181
Isuzu	Nº ZEN	Pg.
Amigo L4 2.3L 2254CC	1957	191
Amigo L4 2.6L 2559CC	1957	191
Ascender 5.3L (325) V8	10003	191
Ascender 5.3L (325) V8	12720	195
C190M	0684	164
Campo 2.5 Diesel	1861	187
Cherry	0382	157
Datsun	0351	156
Engines Industrial Misc. Equipment 3AE1	0785	166
Especial/Special	0663	163
Especial/Special Diesel	0737	165
Especial/Special	0917	170
Especial/Special	1509	178
I Mark L4 1.8L 1817cc gasolina Eng	0349	156
I-Mark L4 1.5L 1471cc	0498	160
I-Mark L4 1.5L 1471cc w/Turbo	0498	160
I-Mark L4 1.5L 1471cc wo/Turbo	0498	160
Impulse L4 2.0L 1994CC	1957	191
Impulse L4 2.3L 2254CC	1957	191
Industrial	1861	187
KB10 Thermo King estacionário diesel	0376	157
KB20	0141	153
KBD 20 Diesel	0376	157
KBD 25 2.0 Diesel	0376	157
KBD 27, 41, 47	0946	171
KBD 30 diesel	0376	157
Marinha	1861	187
Misc. Industrial Equipment 2AB1	0684	164
Misc. Industrial Equipment 3AB1	0684	164
Misc. Industrial Equipment C-190	0684	164
Motores Modelo 4ZE1	1957	191
Pick Up L4 1.8L 1817cc	0349	156
Pickup L4 2.3L 2254CC	1957	191
Pickup L4 2.6L 2559CC	1957	191
Rodeo V6 3.1L 3137cc	1189	176
Trooper Diesel 2.2	0946	171
Trooper 2.8 Diesel	1861	187
Trooper 3.2 LS, LTD, RS	1863	187
Trooper 3.5	1863	187
Trooper L4 2.3L 2254CC	1957	191

Isuzu	Nº ZEN	Pg.
Trooper L4 2.6L 2559CC	1957	191
Vanette	0382	157
Vehicross 3.5	1863	187
Iveco	Nº ZEN	Pg.
Daily	1815	186
Jac	Nº ZEN	Pg.
J3	1781	185
J3 Turin	1781	185
Jacobsen	Nº ZEN	Pg.
T422D Kubota D950 Diesel	0353	156
Jaguar	Nº ZEN	Pg.
420 E Type	0412	158
Daimler	0475	160
HJ 12 6.0	0818	167
S-Type 3.0L	1585	180
Sovereign 2.9 - 3.6	0475	160
XJ6	0412	158
XJS 5.3 V12	0818	167
XJS 6.0	0818	167
JCB	Nº ZEN	Pg.
420 / 430	1616	181
4CX Turbocharged/Intercooled	1616	181
807C	1616	181
811	1616	181
812	1616	181
814	1616	181
817	1616	181
818	1616	181
820	1616	181
Escavadeira	0947	171
Escavadeira	1722	183
Fastrac (635) 125	1616	181
Fastrac (635) 145	1616	181
JCB Fastrac (636) 125	1616	181
JCB Fastrac (636) 135	1616	181
JCB Fastrac (636) 155	1616	181
JCB Fastrac (636) 187	1616	181
Jeep	Nº ZEN	Pg.
Cherokee	0573	161
Cherokee	0783	166
Cherokee	0905	170
Cherokee V6 2.8L 173cid	1189	176
Cherokee 2.4 L4	1538	179
Cherokee 3.7 V6	1538	179
Comanche V6 2.8L 173cid	1189	176
Eagle 1.6, 1.8, 2.0 T	0595	161
Grand Cherokee	0573	161
Grand Cherokee	0597	161
Jeep Cherokee	0597	161
Jeep Cherokee 4.0	0597	161
Jeep Wrangler 4.0, 4.2	0597	161
Renegade	0376	157
Renegade	0946	171

Jeep	Nº ZEN	Pg.
Renegade	1877	188
Renegade 1.8 Start/Stop	1939	190
Wagoneer V6 2.8L 173cid	1189	176

Jeep Truck	Nº ZEN	Pg.
Cherokee L6 4.2L 258cid	0135	153
Cherokee L6 4.2L 4228cc 258cid	0135	153
Cherokee L6 4.2L 4229cc 258cid	0135	153
Cherokee V8 5.9L 360cid	0135	153
Compass L4 2.4L 2360cc 144cid VIN B	1771	184
Patriot L4 2.0L 1998cc 122cid	1771	184
Patriot L4 2.4L 2360cc 144cid	1771	184

John Deere	Nº ZEN	Pg.
5600	1090	174
John Deere	1194	176
MD630	0118	152
MND730	0118	152
Trator 6300	0492	160
Tratores	12682	195

JPX	Nº ZEN	Pg.
Jeep	0806	167
Jeep	0935	170
Jeep	1023	173
Jeep XUD9A	0787	166

Kawasaki	Nº ZEN	Pg.
33	0223	154
34	0223	154
D10006	0392	157
D130006	0392	157
D4006	0392	157
D5006	0392	157
D6006	0392	157
D6206	0392	157
D6806	0392	157
D7006	0392	157
D7206	0392	157
D8006	0392	157
DX100	0392	157
DX85	0392	157
DX90	0392	157
F1300DT	0118	152
F1400DT	0118	152
F1500DT	0118	152
F1600DT	0118	152
F1800DT	0118	152
F1902DT	0118	152
F2105D	0118	152
Intrac	0392	157

KHD	Nº ZEN	Pg.
411D	0318	155
411W	0318	155
Autocarri	1921	189
D10006	0367	157
D130006	0367	157
D25	0223	154

KHD	Nº ZEN	Pg.
D2505	0223	154
D2506	0318	155
D2506	0366	157
D30	0223	154
D30 S	0223	154
D3005	0223	154
D3006	0318	155
D3006	0366	157
D4006	0367	157
D4506	0367	157
D5006	0367	157
D6006	0367	157
D6206	0367	157
D6806	0367	157
D7006	0367	157
D7206	0367	157
D7506	0367	157
D8005	0036	192
D8006	0367	157
DL1300	0087	192
DX100	0367	157
DX50V	0366	157
DX85	0367	157
DX90	0367	157
Engines F2L511 1.7L 1650cc	0417	158
F1L410	0225	154
F1L410	0318	155
F2L410	0225	154
F2L411	0225	154
F2L712	0223	154
F2L812	0223	154
F3L911	0366	157
F3L912	0225	154
F3L912	0366	157
F6L413	0087	192
F8L413	0087	192
FHL912	0225	154
Intrac	0367	157
L	0087	192
M150E10	0087	192
M150L10	0087	192
M170D	0087	192
M200L	0087	192
M232D	0087	192
M90D7FL	0036	192
M90D7L	0036	192
R	0087	192
S	0087	192
SH	0087	192
TL	0087	192
TR	0087	192

Kia	Nº ZEN	Pg.
Amanti	1800	185
Besta 1000cc	0786	166
Besta 2.7 arranque Mando	13021	194
Bongo	1607	180



Kia	Nº ZEN	Pg.
Bongo	1794	185
Bongo	1872	187
Borrego	1800	185
Carens 1.6 Gasolina Start/Stop	1932	190
Carens II CWT 1.6	1706	182
Carnival	1923	189
Ceed 1.4/1.6	1706	182
Ceed 1.4 Gasolina Start/Stop	1932	190
Ceed Diesel	1695	182
Cerato 1.6	1778	185
Cerato Diesel	1695	182
Forte 1.6, 2.0 e 2.4	1778	185
Forte Koup	1800	185
Forte Koup L4 2.0L 1998cc 122cid	1770	184
Forte Koup L4 2.4L 2359cc	1770	184
Forte L4 2.0L 1998cc 122cid	1770	184
Forte L4 2.4L 2359cc	1770	184
Forte5 L4 2.0L 1998cc 122cid	1770	184
Forte5 L4 2.4L 2359cc	1770	184
K2500 2.5D	1607	180
Magentis	1800	185
New Pride	1847	187
Optima	1800	185
Optima L4 2.0L 1998cc 122cid	1770	184
Picanto FLEX	0450	159
Picanto	1949	190
Picanto	1950	190
Picanto Diesel	1695	182
Pop Pride	1605	180
Pregio 2.5 TCID	1607	180
Pregio ND 2.2KW	1905	189
Pride	0636	162
Pride	1054	173
Pro Ceed 1.4 Gasolina Start/Stop	1932	190
ProCeed 1.4/1.6	1706	182
Rio	1048	173
Rio 1.6	1777	185
Rio L4 1.6 1591cc	1778	185
Rio	1847	187
Rio	1923	189
Rio 1.4 Gasolina Start/Stop	1932	190
Rio Diesel	1695	182
Rondo	1800	185
Sedona 3.5	1923	189
Sephia GTX 1.5 16V	0450	159
Sephia SLX 1.6 8V	0450	159
Sorento	1794	185
Sorento	1800	185
Sorento 4.3 V6	1923	189
Soul	1775	184
Soul L4 1.6 1591cc	1778	185
Soul 1.6 Gasolina G4FDGDi Start/Stop	1932	190
Soul CWT 1.6	1706	182
Soul Diesel	1695	182
Spectra 1.6	1048	173
Spectra 5 L4 2.0L 1975cc	1775	184
Spectra L4 2.0L 1975cc	1775	184

Kia	Nº ZEN	Pg.
Sportage com motor OHC 16V a gasolina	0450	159
Sportage	0946	171
Sportage 1.6	1706	182
Sportage L4 2.0L 1998cc 122cid	1770	184
Sportage L4 2.4L 2359cc	1770	184
Sportage L4 2.0L 1975cc	1775	184
Venga 1.4/1.6	1706	182

Komatsu	Nº ZEN	Pg.
P160	0118	152
P170	0118	152
P170T	0118	152
P190	0118	152
P200	0118	152
P260	0118	152
P270	0118	152
PC75U Motor 4D95	0895	169
PC80 Motor 4D95	0895	169
PC90 Motor 4D95	0895	169
Retroescavadeira PC150 mod. 5, (Hidráulica)	0118	152
Varios fork lift	0376	157

Kubota	Nº ZEN	Pg.
Hauler KC5 ZH600B Dsl. Engine	0353	156
Micro trator Tobatta M140N	0348	156
Mower Front F2100E D950 FM 21HP Dsl	0353	156
Mower Front F2000 D950 FM 20HP Dsl	0353	156
Mower Front F2100 D950 FM 21HP Dsl	0353	156
Tractor Compact B1550D D850 5B 17HP Dsl	0353	156
Tractor Compact B1550DT D850 5B 17HP Dsl	0353	156
Tractor Compact B1550DTEX D850 5B 17HP Dsl	0353	156
Tractor Compact B1550E D850 5B 17HP Dsl	0353	156
Tractor Compact B1550HSD D850 5B 17HP Dsl	0353	156
Tractor Compact B1550HSDT D850 5B 17HP Dsl	0353	156
Tractor Compact B1550HSE D850 5B 17HP Dsl	0353	156
Tractor Compact B1750DT D950 5B 20HP Dsl	0353	156
Tractor Compact B1750E D950 5B 20HP Dsl	0353	156
Tractor Compact B1750HSD D950 5B 20HP Dsl	0353	156
Tractor Compact B1750HSDT Kubota D950 5B 20HP Dsl	0353	156
Tractor Compact B1750HSE D950 5B 20HP Dsl	0353	156
Tractor Compact B20 D950AT 20HP Dsl	0353	156
Tractor Compact B20TL D950AT 20HP Dsl	0353	156
Tractor Compact B6000DT ZL600 14.5HP Dsl	0353	156
Tractor Compact B6000DTC ZL600 14.5HP Dsl	0353	156
Tractor Compact B6000E ZL600 14.5HP Dsl	0353	156
Tractor Compact B6100D D650 B 14HP Dsl	0353	156
Tractor Compact B6100DT D650 B 14HP Dsl	0353	156
Tractor Compact B6100E D650 B 14HP Dsl	0353	156
Tractor Compact B6100HSD D650 B 14HP Dsl	0353	156
Tractor Compact B6100HSE D650 B 14HP Dsl	0353	156
Tractor Compact B6100HST D650 B 14HP Dsl	0353	156
Tractor Compact B6100HSTE D650 B 14HP Dsl	0353	156
Tractor Compact B6100T D650 B 14HP Dsl	0353	156
Tractor Garden 2L600 2L600	0353	156
Tractor Garden G6200H D640 16HP Dsl	0353	156
Trator	0339	156
Trator L2250	1957	191
Trator L275	1957	191

Kubota	Nº ZEN	Pg.
Trator L2550	1957	191
Trator L285	1957	191
Trator L295	1957	191
Trator L3100	1957	191
Trator L3450	1957	191
Trator L3650	1957	191
Tratores	9186	192
Lada	Nº ZEN	Pg.
2104	0111	152
2104	0213	154
2108	0540	161
2110	0892	169
Especial/Special	1068	174
Lada 1200	0213	154
Lada 1500	0213	154
Laika 1.5 e 1.6	0111	152
Laika	0213	154
Niva 1.5 e 1.6	0111	152
Niva	0213	154
Niva 4x4	0540	161
Niva Vaz 2121	0213	154
Samara	0540	161
Samara	0805	167
Samara 1.1-1.3 e 1.5	1088	174
Lamborghini	Nº ZEN	Pg.
1356	0367	157
1566	0367	157
221	0318	155
226	0028	151
230	0028	151
230	0318	155
321	0318	155
340	0028	151
340	0318	155
350	0318	155
431	0318	155
452	0028	151
452	0318	155
503DT	0225	154
523	0318	155
603DT	0225	154
624	0318	155
653	0367	157
654	0367	157
684	0367	157
754	0367	157
784DT	0447	158
854	0367	157
90-2	0028	151
90-4	0028	151
904DT	0392	157
955	0367	157
9LD 625	0475	160
C352	0447	158
C362	0447	158
C453	0447	158

Lamborghini	Nº ZEN	Pg.
C503	0447	158
C533	0447	158
C603	0392	157
C653	0447	158
Diablo 5.7	1004	172
DT235	0447	158
DT503-603	0366	157
DT653	0447	158
DT704	0392	157
DT804	0367	157
DT904	0367	157
Espada	0318	155
Especial/Special	1073	174
Islero 400GTS	0318	155
L503	0447	158
L603	0392	157
LDA 78/4	0028	151
LL503	0447	158
Miura P400	0318	155
R1056DT	0367	157
R1056DT	0392	157
R1156	0367	157
R1256DT	0367	157
R235	0447	158
R483	0447	158
R503	0225	154
R503-603	0366	157
R603	0225	154
R653	0447	158
R704	0392	157
R804	0367	157
R804	0392	157
R904	0367	157
S235	0447	158
S503	0447	158
S503-603	0366	157
Lancer	Nº ZEN	Pg.
300 Series	0398	157
Especial/Special	1509	178
PD III A	0398	157
Lancia	Nº ZEN	Pg.
Beta 1.3, 1.4, 1.6, 1.8, 2.0	0111	152
Beta	0213	154
Beta 1.3, 1.6	0389	157
Beta Z50	0035	192
Dedra TD	0631	162
Dedra 1.6 i.e	1206	176
Dedra I.E 1.6	0786	166
Delta 1.5, 1.6	0111	152
Delta 1.3	0120	152
Delta 1.5	0389	157
Delta HF4WD	0394	157
Delta TD	0631	162
Delta 1.6 Multijet	1899	188
Delta 1.9 Multijet	1899	188
Delta 2.0 Multijet	1899	188

Lancia	Nº ZEN	Pg.
Delta 1.5	0108	152
Esadelta	0036	192
Esadelta B	0035	192
Esagamma	0035	192
Esaro 3RO	0036	192
Esatu	0035	192
Esatu	0036	192
Especial/Special	1056	174
Especial/Special	1117	175
Flavia	0119	152
Fulvia	0119	152
Gamma 2.0, 2.5	0108	152
HPE	0213	154
K 2.4 TD	1630	181
Lybra	1033	173
Lybra 1.8 16V e 2.0 20V	1927	190
Musa 1.3 - 1.9 JTD MJ	1752	184
Musa 1.4	1779	185
Nuova Delta	1169	175
Prisma 1.5	0108	152
Prisma 1.5, 1.6	0111	152
Prisma 1.3	0120	152
Prisma 1.5	0389	157
Prisma 1.6 4WD	0394	157
Prisma TD	0631	162
Thema Turbo Diesel	0875	169
Thema 2000IE Turbo	0394	157
Thema 8.32	0482	160
Thema D e TD	1104	175
Trevi 1.6, 2.0	0111	152
Trevi	0213	154
Trevi 1.6	0389	157
Ypsilon	1752	184
Ypsilon 1.4	1779	185
Z (Zeta) 2.0 16V, 2.0ie, Turbo	1031	173
Land Rover	Nº ZEN	Pg.
100	1496	178
200	1496	178
25	1496	178
400	1496	178
45	1496	178
90, 110 Diesel	0449	159
Cabriolet	1496	178
Coupe	1496	178
Defender 2.5	0475	160
Defender 2.5D - TD	0875	169
Defender Gemini III 4 cil 2.5	1635	181
Defender 2.4 TD4	1642	181
Defender 110 3.9L - 3947cc	1474	178
Defender 90 3.9L - 3947cc	1474	178
Discovery OMO14A	0657	163
Discovery 2.5 TDI	0875	169
Discovery 3.9L - 3947cc	1474	178
Discovery Gemini III 4 cil 2.5	1635	181
Freelander 2.0 TD4	0818	167
Freelander 2.0 Diesel	1958	191

Land Rover	Nº ZEN	Pg.
Land Rover 2.25 D	0615	162
Land Rover Defender 2.5 Diesel Gemini TCI D.I. 23L	0861	169
Land Rover Defender 2.5 Turbo	0861	169
Land Rover Diesel Maxion H54TCC	0861	169
Land Rover Discovery 2.5 TDi 12L, 21L	0861	169
Land Rover Discovery 2.5 Tdi 16L	0861	169
Range Rover 2.5 TDI	0875	169
Range Rover 4.0L - 3950cc	1474	178
Range Rover 4.2L - 4275cc	1474	178
Range Rover I 2.5 TDi Classic 14L	0861	169
Range Rover I 2.5 TDi Classic 300 Tdi	0861	169
Landini	Nº ZEN	Pg.
10000S A6.354.4	1616	181
12500 A6.354.4	1616	181
13000 A6.354.4	1616	181
14500 AT6.354.4	1616	181
65 A4.236	1616	181
6560 F/L/V A4.236	1616	181
6860 A4.236	1616	181
6880 A4.236	1616	181
75 A4.236	1616	181
7560 F/L A4.236	1616	181
7860 A4.236	1616	181
7880 A4.236	1616	181
85 A4.248	1616	181
8560 F/L A4.248	1616	181
8860 A4.248	1616	181
8880 A4.248	1616	181
9080 T4.236	1616	181
95 T4.236	1616	181
9880 T4.236	1616	181
C 75 A4.236	1616	181
C 85 A4.248	1616	181
C 95 T4.236	1616	181
CF 6830 A4.236	1616	181
CF 75 A4.236	1616	181
CF 85 A4.248	1616	181
Lexus	Nº ZEN	Pg.
ES250 6 cil 2.5L 2508cc	1555	179
ES250 6 cil 2.5L 2508cc	9502	193
ES250 6 cil 2.5L 2508cc	9506	193
ES300 V6 3.0L 2959cc	12609	193
IS II 220d	1884	188
LS 400	0818	167
Lincoln	Nº ZEN	Pg.
Blackwood V8 5.4L 330cid	9705	193
Continental V8 4.6	13268	194
Continental L6 2.4L 146cid Diesel	0681	164
Especial/Special	0645	163
LS 3.0L (182) V6	1585	180
Mark LT V8 5.4L 330cid	9705	193
Mark VII L6 2.4L 146cid Diesel	0681	164
Mark VIII LSC V8 4.6 Gas.	1199	176
Mark VIII LSC V8 4.6 Gas.	1226	177
Navigator V8 5.4L 330cid	9705	193

Lincoln	Nº ZEN	Pg.
Navigator 2013-2014 V8 5.4L 330cid	1942	190
Town Car Cartier V8 4.6 Gas.	1199	176
Town Car Cartier V8 4.6 Gas.	1226	177
Town Car Executive V8 4.6 Gas.	1199	176
Town Car Executive V8 4.6 Gas.	1226	177
Town Car Jack Nicklaus V8 4.6 Gas.	1199	176
Town Car Jack Nicklaus V8 4.6 Gas.	1226	177
Town Car Signature V8 4.6 Gas.	1199	176
Town Car Signature V8 4.6 Gas.	1226	177
Town Car Spinmaker Edition V8 4.6 Gas.	1199	176
Town Car Spinmaker Edition V8 4.6 Gas.	1226	177
Town Car Tournament Edition V8 4.6 Gas.	1199	176
Town Car Tournament Edition V8 4.6 Gas.	1226	177
Various Perkins	0649	163
Linde	Nº ZEN	Pg.
Empilhadeira	1655	181
H20	0419	158
H25	0419	158
H30	0419	158
Lister	Nº ZEN	Pg.
Petter	0723	165
PH Séries 1/ 2 / 3 Cil Diesel	0411	158
SR4 Séries 4 Cil Diesel	0411	158
ST1 Séries 1/ 2 / 3 Cil Diesel	0411	158
ST2 Séries 1/ 2 / 3 Cil Diesel	0411	158
ST3 Séries 1/ 2 / 3 Cil Diesel	0411	158
Lister Petter Tractor	Nº ZEN	Pg.
TX2 / TX3	0649	163
Lotus	Nº ZEN	Pg.
Eclat	0412	158
Elise	0960	171
Elite	0412	158
Esprit	0412	158
Seven	0380	192
Lucas Indiel	Nº ZEN	Pg.
M101R	1784	185
M95R	1784	185
Macdon	Nº ZEN	Pg.
Macdon 7000 Perkins Diesel	0649	163
Mack	Nº ZEN	Pg.
CS Séries (Midliner) Mack Engines	0649	163
CS Séries (Midliner) Renault 5.8L	0649	163
CS Séries (Midliner) Renault 6.2L	0649	163
CS Séries (Midliner) Renault 8.8L	0649	163
MS Séries (Midliner) Mack E3	0649	163
MS Séries (Midliner) Mack E5 / EC5	0649	163
MS Séries (Midliner) Renault 5.8L	0649	163
MS Séries (Midliner) Renault 6.2L	0649	163
Magneti Marelli	Nº ZEN	Pg.
Viejo	0671	163

Mahindra	Nº ZEN	Pg.
Bolero 2.5	1855	187
Bolero SLE e SLX Mdi 3.2 Lts Diesel	1716	183
CL 500 2.5	1855	187
Commander 2.5	1855	187
DI 32000 2.5	1855	187
Especial/Special	1616	181
Jeep Scorpio	1716	183
Major 2.5	1855	187
Marshal 2.5	1855	187
Maxx 2.5	1855	187
Pick Up	0925	170
Savari 2.5	1855	187
Scorpio	1717	183
Tourister 2.5	1855	187
Xylo	1799	185
Maruti	Nº ZEN	Pg.
Dzire	1752	184
Gypsy	1509	178
Swift	1752	184
SX4	1752	184
Massey Ferguson	Nº ZEN	Pg.
210-4	0376	157
265	0978	172
Colheitadeira MF3640 PER-A 6358	0118	152
Colheitadeira MF5650 turbo PER-AT 6354-4	0118	152
Colheitadeira MF102	0118	152
Colheitadeira MF1630	0118	152
Colheitadeira MF1630 PER-A 4248	0118	152
Colheitadeira MF210S	0118	152
Colheitadeira MF220	0118	152
Colheitadeira MF310	0118	152
Colheitadeira MF3640	0118	152
Colheitadeira MF5650	0118	152
Colheitadeira MF5650 PER-A 6354-4	0118	152
E7C	0302	155
Especial/Special	0737	165
MF 102 Perkins-A6.372	1616	181
MF 102 Perkins-AT6.354	1616	181
MF 105	1616	181
MF 1080 Perkins A4.318	1616	181
MF 1080 S-4RM Perkins A4.318	1616	181
MF 1085 A4.318	1616	181
MF 11	1616	181
MF 1100 Perkins A6.354	1616	181
MF 1104	1616	181
MF 1114 Perkins A6.354	1616	181
MF 1250 Séries Perkins A6.354.4	1616	181
MF 130 Perkins 4 107 Diesel	0411	158
MF 1630 A 6.354-4 e 1630 A 4284 JF 12V	1690	182
MF 178 Perkins A4.248	1616	181
MF 186	1616	181
MF 201	1616	181
MF 205	1616	181
MF 206	1616	181
MF 207	1616	181
MF 30 D	1616	181

Massey Ferguson	Nº ZEN	Pg.
MF 3060 / 3065	1616	181
MF 307	1616	181
MF 3070 Perkins AT4.236	1616	181
MF 3640 A 6.358 A JF 12V	1690	182
MF 3640 Perkins 1006-6 JF 12V	1690	182
MF 374 S,V,F Perkins A4.236	1616	181
MF 394 S,F Perkins A4.248	1616	181
MF 487	1616	181
MF 50 10TD Perkins A4.236/A4.318	1616	181
MF 50 10TD/9TD Perkins A4.236/A4.212	1616	181
MF 50 9TD / EX Perkins A4.236	1616	181
MF 506	1616	181
MF 510	1616	181
MF 520 / 525 Perkins A6.354	1616	181
MF 5650 A 6.354.4 JF 12V	1690	182
MF 5650 Perkins 1006-6T JF 12V	1690	182
MF 5650 Turbo AT 6.354.4 JF 12V	1690	182
MF 592 / 595 Perkins A4.318	1616	181
MF 6150 1004-4THR	1616	181
MF 6160 1006-6	1616	181
MF 620 / 625 Perkins A6.372	1616	181
MF 675 9TD/10TD Perkins A4.236	1616	181
MF 6845 Perkins 1006-6T JF 12V	1690	182
MF 685	1616	181
MF 6855 Perkins 1006-6TW JF 12V	1690	182
MF 6865 Perkins 1006-6T JF 12V	1690	182
MF 690 9TD/10TD Perkins A4.248	1616	181
MF 9500 Séries Perkins A6.354	1616	181
MF-60E Perkins Diesel Engines	0649	163
MF155	0302	155
MF155	0661	163
MF158	0302	155
MF158	0661	163
MF168	0302	155
MF168	0661	163
MF186	0302	155
MF186	0661	163
MF187	0302	155
MF187	0661	163
MF188	0302	155
MF188	0661	163
MF220	0024	151
MF235	0024	151
MF250	0024	151
MF275	0024	151
MF285	0024	151
MF290	0024	151
MF290 RA Perkins 4236	0024	151
MF296	0024	151
MF3366	0024	151
MF400	0024	151
MF487	0302	155
MF487	0661	163
MF507	0302	155
MF507	0661	163
MF50X	0024	151
MF510	0302	155

Massey Ferguson	Nº ZEN	Pg.
MF510	0661	163
MF520	0302	155
MF520	0661	163
MF525	0302	155
MF525	0661	163
MF55X	0024	151
MF65R	0024	151
MF65X	0024	151
MF85X	0024	151
MF87	0302	155
MF87	0661	163
MF95I	0024	151
MF95X	0024	151
Pick Up	0118	152
SC50	0302	155
SM6A	0302	155
SM6B	0302	155
SM6C	0302	155
SM7	0302	155
SM8	0302	155
SM8TU	0302	155
Trator	0085	152
Trator Com Motor 4 cil.	12682	195
Trator Maxion 9150	0118	152
Trator Maxion 9110	0118	152
Trator Maxion 9130	0118	152
Trator Maxion 9170	0118	152
Trator MF265	0118	152
Trator MF270	0118	152
Trator MF275	0118	152
Trator MF275/4	0118	152
Trator MF285	0118	152
Trator MF290	0118	152
Trator MF292	0118	152
Trator MF295	0118	152
Trator MF295/4	0118	152
Trator MF296	0118	152
Trator MF296/4	0118	152
Trator MF400	0118	152
Trator MF4780 (SSB-DN11)	0087	192
Trator MF4780 com motor Scania DN11	0087	192
Trator MF50X	0118	152
Trator MF55X	0118	152
Trator MF65R	0118	152
Trator MF65X	0118	152
Trator MF85X	0118	152
Trator MF86	0118	152
Trator MF95	0118	152
Trator MF95i	0118	152
TX 45	1616	181
Maxion	Nº ZEN	Pg.
Ideal 9075 Perkins 1006-6 JF 12V	1690	182
Ideal 9090 Perkins 1006-6T JF 12V	1690	182
Ideal 9090 Perkins 1006-6TW JF 12V	1690	182
Motores	12682	195

Mazda	Nº ZEN	Pg.
2 1.3 e 1.3 VTi	1916	189
2 1.5 I	1916	189
3 L4 2.5 L	1876	188
3 3 1.6 MZR	1916	189
3 L4 2.0L 1998cc 122cid VIN F	1764	184
3 L4 2.0L 1998cc 122cid VIN G	1764	184
3 L4 2.0L 1999cc 122cid	1764	184
3 L4 2.0L 1999cc 122cid VIN F	1764	184
3 L4 2.0L 1999cc 122cid VIN G	1764	184
3 L4 2.0L 2000cc 122cid	1764	184
3 L4 2.0L 2000cc 122cid VIN F	1764	184
3 L4 2.3L 2260cc	1764	184
3 L4 2.3L 2260cc 138cid	1764	184
323 1.3 e 1.5	0450	159
323 1.3 - 1.5 626/EGi	0475	160
323 1.3 e 1.5 8T	0871	169
323	0874	169
323	0908	170
5 L4 2.3L 2260cc	1764	184
5 L4 2.3L 2260cc 138cid	1764	184
6 L4 2.5 L	1876	188
6 2.3L Non-Turbo, Gas (L3)	1764	184
6 L4 2.3L 2260cc	1764	184
6 L4 2.3L 2260cc 138cid	1764	184
6 L4 2.3L 2260cc 138cid w/Turbo	1764	184
6 L4 2.3L 2260cc w/Turbo	1764	184
6 L4 2.5L 2488cc 152cid	1764	184
626	0671	163
626SL	0908	170
B Série Pick Up 2.3L	1585	180
B1600	0874	169
B2200	0874	169
B2200	0947	171
B2200	1722	183
B2500D	1024	173
Capella	0144	153
CX-7 L4 2.3L 2260cc	1764	184
CX5 L4 2.5 L	1876	188
Especial/Special	0352	156
Especial/Special	0426	158
Especial/Special	0957	171
Especial/Special	12658	193
Especial/Special	12659	193
Familia	0144	153
Luce	0144	153
Mazda B-2000	1646	181
MX 5 (Miata) 1.6 e 1.8	0450	159
Pick Up 1000 1.2	0144	153
Proceed	0144	153
SLX	0908	170
Tribute 2.3L	1585	180

Mercedes Benz	Nº ZEN	Pg.
0302-0352 Otobus	0417	158
10 T 1013	1073	174
1000	1073	174
1013A	1073	174

Mercedes Benz	Nº ZEN	Pg.
1013S	1073	174
1017	1073	174
1017AF	0367	157
1017F	0367	157
108B	0015	151
11 T L1113B	1073	174
1100	1073	174
1113B	0367	157
12 T 1213	1073	174
1215	1888	188
1215 C	1038	173
1217	1073	174
1217AF	0367	157
124	1071	174
1250	1073	174
1300 Turbo	1073	174
1319	0218	192
1320	0218	192
1350	1073	174
13T 1313	1073	174
14 T 1413	1073	174
1400 Turbo	1073	174
1417	1073	174
1417	1888	188
1418	0218	192
1419	0218	192
1420	0218	192
1425	0218	192
1425 S	0218	192
1450	1073	174
1500	1073	174
1517	0218	192
1518	0218	192
1519	0218	192
1520	0218	192
1524	0218	192
1525	0218	192
1550	1073	174
15T 1513	1073	174
16 T 1613	1073	174
1600 Turbo	1073	174
1617	1073	174
1622	0218	192
1625	1888	188
1628	1888	188
1632	1888	188
1650	1073	174
170 SD y 180 SD Arr. Bosch Caz. Grande	0709	164
1700	1073	174
1725	1888	188
1750	1073	174
18 T 1819	1073	174
180D 2.5	0228	154
180D	12682	195
180DB	0028	151
190	0482	160
190	0857	169

Mercedes Benz	Nº ZEN	Pg.
190 1.8	1619	181
190 2.0	1619	181
190 2.0 E	1619	181
190 2.3 E	1619	181
190 2.5 16V	1619	181
190 (W201)	1886	188
190B	0015	151
190C	0080	152
190D 2.2, 2.5	0572	161
190DB	0028	151
190E	0482	160
190E	0492	160
190E	0857	169
1924	0218	192
1929	0218	192
1932	0218	192
1933	0218	192
1934	0218	192
200	0080	152
200	0108	152
200	0139	153
200	0482	160
200	0492	160
200	0857	169
200D	0228	154
200D	0319	155
200D	0366	157
200D DT	0572	161
2019	0218	192
2025 S	0218	192
2028 LS	0218	192
207D	0228	154
208	0108	152
208D	0572	161
209D	0228	154
2100	1073	174
210D	0572	161
2150	1073	174
220	0080	152
220	0108	152
220	0139	153
220 L4 2.2L 2197cc 134cid gasolina	0221	154
220 L4 2.2L 2197cc gasolina	0221	154
220	0307	155
220B	0227	154
220D L4 2.2L 2197cc 134cid gasolina	0221	154
220D L4 2.2L 2197cc gasolina	0221	154
220D	0228	154
220D	0319	155
220SB	0227	154
220SEB	0227	154
2219	0218	192
2220	0218	192
2222	0218	192
2225B	0218	192
2228	0218	192
2233	0218	192

Mercedes Benz	Nº ZEN	Pg.
2236	0218	192
2238	0218	192
230	0080	152
230	0139	153
230 L4 2.3L 2307cc gasolina	0221	154
230 L6 2.3L 2306cc 141cid gasolina	0221	154
230	0307	155
230	0482	160
230	0492	160
230	0857	169
230S L6 2.3L 2306cc 141cid gasolina	0221	154
230SL L6 2.3L 2306cc 141cid gasolina	0221	154
240D	0228	154
240D 3.0	0228	154
240D	0319	155
240D 3.0	0319	155
240GD	0228	154
240TD	0228	154
240TD	0319	155
2423	1888	188
250	0080	152
250	0139	153
250 L6 2.5L 2496cc 152cid gasolina	0221	154
250 L6 2.8L 2778cc 169cid gasolina	0221	154
250 L6 2.8L 2778cc gasolina	0221	154
250	0857	169
250C L6 2.8L 2778cc 169cid gasolina	0221	154
250C L6 2.8L 2778cc gasolina	0221	154
250D DT	0572	161
250S L6 2.5L 2496cc 152cid gasolina	0221	154
250SE L6 2.5L 2496cc 152cid gasolina	0221	154
250SEC L6 2.5L 2496cc 152cid gasolina	0221	154
250SL L6 2.5L 2496cc 152cid gasolina	0221	154
2624A	0218	192
2628	0218	192
2628A	0218	192
2628B	0218	192
2633	0218	192
2636	0218	192
2638	0218	192
280	0080	152
280	0108	152
280	0139	153
280 L6 2.8L 2746cc gasolina	0221	154
280	0307	155
280	0857	169
280C L6 2.8L 2746cc gasolina	0221	154
280CE L6 2.8L 2746cc gasolina	0221	154
280CE L6 2.8L 2778cc gasolina	0221	154
280E L6 2.8L 2746cc gasolina	0221	154
280E L6 2.8L 2778cc gasolina	0221	154
280E	1031	173
280S L6 2.8L 2746cc gasolina	0221	154
280S L6 2.8L 2778cc gasolina	0221	154
280S	0367	157
280SE L6 2.8L 2746cc gasolina	0221	154
280SE L6 2.8L 2778cc gasolina	0221	154



Mercedes Benz	Nº ZEN	Pg.
280SE V8 3.5L 3504cc gasolina	0221	154
280SE V8 4.5L 4520cc gasolina	0221	154
280SEC L6 2.8L 2778cc 169cid gasolina	0221	154
280SEL L6 2.8L 2778cc 169cid gasolina	0221	154
280SEL L6 2.8L 2778cc gasolina	0221	154
280SEL V8 4.5L 4520cc 276cid gasolina	0221	154
280SEL V8 4.5L 4520cc gasolina	0221	154
280SL L6 2.8L 2778cc 169cid gasolina	0221	154
280SL L6 2.8L 2778cc gasolina	0221	154
300	0080	152
300 turbo	0319	155
300CD	0228	154
300CD	0319	155
300D	0228	154
300D	0319	155
300D DT	0572	161
300GD	0228	154
300SD	0228	154
300SD	0319	155
300SEL L6 2.8L 2778cc gasolina	0221	154
300SEL L6 3.0L 183cid gasolina	0221	154
300SEL L6 3.0L 2996cc 183cid gasolina	0221	154
300SEL V8 3.5L 3504cc gasolina	0221	154
300SEL V8 4.5L 4520cc gasolina	0221	154
300TD	0228	154
300TD	0319	155
3025 B	0218	192
3028 K	0218	192
307D	0228	154
308	0108	152
308D	0572	161
309D	0228	154
310D	0572	161
320E	1031	173
3250A	0218	192
3328	0218	192
3328B	0218	192
3333	0218	192
3336	0218	192
3336A	0218	192
350	0108	152
350SL V8 4.5L 4520cc 276cid gasolina	0221	154
350SL V8 4.5L 4520cc gasolina	0221	154
380	0108	152
380SE V8 3.8L 3839cc gasolina	0221	154
380SEC V8 3.8L 3839cc gasolina	0221	154
380SEL V8 3.8L 3839cc gasolina	0221	154
380SL V8 3.8L 3839cc gasolina	0221	154
380SLC V8 3.8L 3839cc gasolina	0221	154
3850A	0218	192
406 1.6/1.8 16V/2.0 16V/2.0 Turbo	1037	173
407D	0228	154
408D	0572	161
409D	0228	154
420SEL V8 4.2L 4196cc gasolina	0221	154
450	0108	152
450SE V8 4.5L 4520cc gasolina	0221	154

Mercedes Benz	Nº ZEN	Pg.
450SEL V8 4.5L 4520cc gasolina	0221	154
450SL V8 4.5L 4520cc gasolina	0221	154
450SLC V8 4.5L 4520cc gasolina	0221	154
500	0108	152
500SEC V8 5.0L 4973cc gasolina	0221	154
500SEL V8 5.0L 4973cc gasolina	0221	154
508DG	0367	157
54403	1073	174
560SEC V8 5.6L 5547cc gasolina	0221	154
560SEL V8 5.6L 5547cc gasolina	0221	154
560SL V8 5.6L 5547cc gasolina	0221	154
6 T 608	1073	174
608DG	0367	157
613D	0367	157
66403	1073	174
7 T 709	1073	174
712	1888	188
712 C	1038	173
72403	1073	174
8 T 808	1073	174
80406	1073	174
809	1073	174
813	1073	174
817-1517	1038	173
9 T 911	1073	174
90416	1073	174
911B	0367	157
912	1888	188
913	1073	174
914	1038	173
914	1888	188
915	1038	173
95424	1073	174
A170 CDI	1563	180
Actros 1832, 1836, 1841, 1844	1808	186
Actros 1846, 1850, 1851, 1854, 1858	1808	186
Actros 2632, 2636, 2641, 2644	1808	186
Actros 2646, 2650, 2651, 2654, 2655 e 2658	1808	186
Atego	1038	173
Atego 1718	1888	188
Atego 2425	1888	188
Atego 2428	1888	188
Axor	1038	173
Axor 1933	1888	188
Axor 2006 e 3344	1808	186
Axor 2831	1888	188
C 180 - 200 - Kompressor - 220 - 230	1619	181
C 200 2.0, 55KW - Diesel	1057	174
C 200 2.0, 65KW - Diesel	1057	174
C 200 T 2.2, 70KW - Diesel	1057	174
C 220 2.2, 70KW - Diesel	1057	174
C 230 Kompressor	1619	181
C 240	0976	172
C 240 2.6L - 2597cc	1485	178
C 250 turbo 2.5, 110KW - Diesel	1057	174
C 280	0976	172
C 280 T - Modell	0976	172

Mercedes Benz	Nº ZEN	Pg.
C280	1031	173
C32 3.2L - 3199cc	1485	178
C320 3.2L - 3199cc	1485	178
Caminhão com motor 0321H	0025	151
Caminhão com motor 0321H2	0025	151
Caminhão com motor 321	0025	151
Caminhão MB856	0087	192
Caminhão MB858	0087	192
Caminhão MB866	0087	192
Caminhão MB868	0087	192
Caminhões	0440	158
Caminhões	12682	195
Caminhões - Rodoviária 2035 (4x2), 2040 (4x2), 2044 (4x2), 2540 (6x2), 2544 (6x2)	13119	194
Caminhões Família Atron 1635 Com motor eletrônico 24V OM 457 LA - Euro V	13119	194
Chassi p/ Ônibus 1420	0218	192
Chassi p/ Ônibus 1517	0218	192
Chassi p/ Ônibus 1518	0218	192
Chassi p/ Ônibus O364	0218	192
Chassi p/ Ônibus O370	0218	192
Chassi p/ Ônibus O371	0218	192
Chassi p/ Ônibus O371UP	0218	192
Chassi p/ Ônibus OH1419	0218	192
Citaro	1038	173
Class C, E, M, S, V, CLK	1458	178
Classe A190	1469	178
Classe A	1469	178
Classe A - A100	1471	178
Classe A - A160	1471	178
Classe A 140 - 160	1752	184
Classe A 160 CDI e 170 CDI	1031	173
Classe A 160 CDI e 170 CDI	1037	173
Classe C (W202)	1886	188
Classe C (W203)	1886	188
Classe E (W124)	1886	188
Classe G (W460)	1886	188
Classe M (W163)	1886	188
Classe S (W140)	1886	188
Classe V (638/2)	1886	188
CLK 200 - Kompressor	1619	181
CLK 230 - Kompressor	1619	181
CLK 320 Coupe	0976	172
CLK320 3.2L - 3199cc	1485	178
D206	0228	154
D206	0319	155
D306	0228	154
DG206	0228	154
DG206	0319	155
DG306	0228	154
E 190 2.3	0925	170
E 200	0961	171
E 200 2.0, 65KW - Diesel	1057	174
E 220 2.2, 70KW - Diesel	1057	174
E 250 2.5, 83KW - Diesel	1057	174
E 250 T 2.5, 83KW - Diesel	1057	174
E 250D Turbo (210) BG, GR, H, I, IS, HR, P, SLO, TR	1031	173

Mercedes Benz	Nº ZEN	Pg.
E 250D Turbo (210) BG, GR, H, I, IS, HR, P, SLO, TR	1037	173
E 250DT (210) i	1031	173
E 250DT (210) i	1037	173
E 259D Turbo (210)	1031	173
E 259D Turbo (210)	1037	173
E 270 CDI	1629	181
E 290 turbo T 2.9, 95KW - Diesel	1057	174
E 290 turbo 2.9, 95KW - Diesel	1057	174
E 300	0961	171
E 320 CDI	1629	181
E 420	0630	162
E 420 T- Modell	0630	162
E 500	0630	162
E 500 Coupe	0630	162
E 500 SEC / S500	0630	162
E 500 SEC Coupe	0630	162
E 560 SEL	0630	162
E200 Kompressor - V200 - V230	1619	181
E280	1031	173
E300	1031	173
E320	1031	173
E320 3.2L - 3199cc	1485	178
Econic	1038	173
Especial/Special	0438	158
Especial/Special	0440	158
Fora de estrada 3340 (6x4), 3344 (6x4), 4140 (6x4) e 4144 (6x4)	13119	194
Fora de Estrada Família Axor: 3341 K,S,P, 3344K,S,P, 4141K e 4144 K Com motor eletrônico 24V OM 457 LA - Euro V	13119	194
K6	1740	183
Kombi Espanhola	12682	195
L 1113 OM 352	1691	182
L 1116 OM 352 A	1691	182
L 1117 OM 352 A	1691	182
L 1117 OM 366 LA 8	1691	182
L 1316 OM 352 A	1691	182
L 1317 OM 352 A	1691	182
L 1319 OM 366 LA	1691	182
L 1516 OM 352 A	1691	182
L1218	1038	173
L1418	1038	173
L1618 M	1038	173
L1622	1038	173
L206	0223	154
L206	0228	154
L206	0319	155
L207	0223	154
L207	0361	156
L2423	1038	173
L306	0223	154
L306	0228	154
L306D	0319	155
L306DG	0319	155
L307	0223	154
L307	0361	156
L319D	0028	151
L405	0028	151

Mercedes Benz	Nº ZEN	Pg.
L406	0028	151
L406DG	0319	155
L407D	0228	154
L407D	0319	155
L408DG	0367	157
L408G	0080	152
L410	0857	169
L508D	1073	174
L608D	1073	174
LA 1113 OM 352	1691	182
LA 1117 OM 352 A	1691	182
LKO1113B	1073	174
LP 1219 OM 366 LA	1691	182
LP 1419 OM 366 LA	1691	182
LP1013	0367	157
LP1013	1073	174
LP1113	0367	157
LP1113	1073	174
LP709	0367	157
LP809	0367	157
LP813	0367	157
LP913	0367	157
LPK1113	1073	174
LPS1113B	1073	174
MB 180D	12682	195
ML 270 CDI	1629	181
ML320 3.2L - 3199cc	1485	178
ML350 3.7L - 3724cc	1485	178
Motor Estacionário, gerador, industrial e marítimo O370 OM355-5, 6, 6A, 6LA	0218	192
Motor Estacionário, gerador, industrial e marítimo OM352	0218	192
Motor Estacionário, gerador, industrial e marítimo OM352A	0218	192
Motor Estacionário, gerador, industrial e marítimo O371 OM355-5A, 6A, 6LA	0218	192
Motor Estacionário, gerador, industrial e marítimo O371UP OM355-5	0218	192
Motor Estacionário, gerador, industrial e marítimo OM314	0218	192
O 303	0218	192
O 305	0218	192
O 305G	0218	192
O 307	0218	192
O 309	1073	174
O 345, O 345G	0218	192
O 355	0218	192
O 364	0218	192
O 365	0218	192
O 370	0218	192
O 370RS	0218	192
O 370RSD	0218	192
O 371R	0218	192
O 371RS	0218	192
O 371RSD	0218	192
O2319D	0028	151
O302	0367	157
O309	0857	169
O309B	0080	152
O309D	0228	154

Mercedes Benz	Nº ZEN	Pg.
O309D	0319	155
O309D	0367	157
O370R	0218	192
O371U	0367	157
OF 1113 OM 366 JF 12V	1690	182
OF1113	1073	174
OH 1113 OM 366 A JF 12V	1690	182
OM321	0035	192
OM324	0035	192
OM326	0035	192
Ônibus	0025	151
Ônibus	0440	158
Ônibus	12682	195
Ônibus / Buses 0500RS (4x2) e 0500RSD (6x2), OM457LA Eletrônico / Electrónico 6 cil	13119	194
Ônibus O917	0118	152
Ônibus OF 1113	0118	152
Ônibus OH1113	0118	152
Ônibus Rodoviário: O500 RS 1836 e O500 RSD 2436 6x2 Com motor eletrônico OM457 LA - Euro V	13119	194
Ônibus Urbano: O500 MA 2836 e O500 UA 2836 Com motor eletrônico OM457 LA - Euro V	13119	194
RodoviárioFamília Axor: 2036 Estradeiro, 2036 Multiuso, 2041 Estradeiro, 2041 Mu Com motor eletrônico 24V OM 457 LA - Euro V	13119	194
S 320 CDI	1629	181
S 420	0630	162
S 500	0630	162
S280	1031	173
S321	1031	173
Série 9 T - 917 OM 366 A JF 12V	1690	182
SL 500	0630	162
SLK32 3.2L - 3199cc	1485	178
SLK320 3.2L - 3199cc	1485	178
Sprinter	0861	169
Sprinter Maxion HS	0916	170
Sprinter	1023	173
Sprinter	1458	178
Sprinter 2.3	1629	181
Sprinter Maxion HS 4 cil 2.5	1635	181
Sprinter	1740	183
Sprinter 208 2.3, 58/60KW - Diesel	1057	174
Sprinter 208D	1031	173
Sprinter 208D	1037	173
Sprinter 210 2.9, 75KW - Diesel	1057	174
Sprinter 210D	1031	173
Sprinter 210D	1037	173
Sprinter 212 2.9, 90KW - Diesel	1057	174
Sprinter 212D	1031	173
Sprinter 212D	1037	173
Sprinter 214	1619	181
Sprinter 216	1629	181
Sprinter 308 2.3, 58KW - Diesel	1057	174
Sprinter 308 D	1031	173
Sprinter 308 D	1037	173
Sprinter 310 Diesel	0657	163
Sprinter 310 2.9, 75KW - Diesel	1057	174

Mercedes Benz	Nº ZEN	Pg.
Sprinter 312 2.9, 90KW - Diesel	1057	174
Sprinter 312 D	1031	173
Sprinter 312 D	1037	173
Sprinter 314	1619	181
Sprinter 316	1629	181
Sprinter 408 2.3, 58KW - Diesel	1057	174
Sprinter 408D	1031	173
Sprinter 408D	1037	173
Sprinter 410 2.9, 75KW - Diesel	1057	174
Sprinter 410 D	1031	173
Sprinter 410 D	1037	173
Sprinter 412 2.9, 90KW - Diesel	1057	174
Sprinter 412D	1031	173
Sprinter 412D	1037	173
Sprinter 414 2.3	1619	181
Sprinter 416 CDI	1629	181
Sprinter com motor Maxion HS	12682	195
Trator MB1000	0367	157
Trator MB1300	0367	157
Tratores	0440	158
U100	0367	157
U1013	0367	157
U1200	0367	157
U1213	0367	157
U1300	0367	157
U1413	0367	157
U1500	0367	157
U1613	0367	157
U1700	0367	157
U52 421	0319	155
U52 60	0228	154
U5260	0319	155
U60 421	0319	155
U600	0228	154
U800	0367	157
U900	0367	157
V 230 TD 2.3, 72KW - Diesel	1057	174
Vario 512 2.9, 90KW - Diesel	1057	174
Vario 612 2.9, 90KW - Diesel	1057	174
Vario 812 D	1031	173
Vario O 812 2.9, 90KW - Diesel	1057	174
Vito 108 D	1031	173
Vito 110 D	1031	173
Vito 2.0 113 - 114	1619	181
Vito Engine D/TD	1458	178

Mercury	Nº ZEN	Pg.
Bobcat L4 2.3L 140cid	0205	153
Cougar XR-7 V8 4.6 Gas.	1199	176
Cougar XR-7 V8 4.6 Gas.	1226	177
Lynx L4 2.0L 1989cc 122cid Diesel	0681	164
Lynx XR3 L4 1.9 gasolina	0455	159
Mariner 2.3L (140) L4	1585	180
Milan L4 2.3L 140cid	1764	184
Milan L4 2.5L 2488cc 152cid	1764	184
Sable V6 3.0	13268	194
Topaz L4 2.0L 1989cc 122cid Diesel	0681	164

Mercury	Nº ZEN	Pg.
Tracer 1.8	1193	176
Van Villager 6 cil. 3.0L 182cid	1019	173

MG Car	Nº ZEN	Pg.
1300	0170	192
1300	0171	192
MGB L4 1.8L 1798cc	0414	158
MGB L4 1.8L 1798cc 110cid	0414	158
Midget	0170	192
Midget	0171	192

Miller Electric Welder	Nº ZEN	Pg.
27 Séries 2.0L Teledyne Eng	0649	163
27 Séries Teledyne 2.0L, 2.7L	0649	163
Big 40 Cont. Eng	0649	163

Mitsubishi	Nº ZEN	Pg.
4D56	1024	173
4G63	0595	161
4G93	0595	161
ASX	1909	189
Canter	0957	171
Canter	12658	193
Canter	12659	193
Carisma 1.6 e 1.8	1839	187
Celeste 1.6 com motor 4G5	0144	153
Celeste com motor GP 25/30	0450	159
Colt 1.2 com motor 4G5	0144	153
Colt Galant 1.8, 2.0 com motor 4G5	0144	153
Colt VI	1909	189
E2500 Diesel XA	12812	193
E2500 Diesel XA	1046	173
E3000	1046	173
E3000	12812	193
Eclipse 2.0T	0595	161
Especial/Special	0686	164
Expo	0595	161
Forklift	0352	156
Forklift FD35ABD	1924	189
Forklift FD35AD	1924	189
Forklift FD35AT	1924	189
Forklift FDC20D	1924	189
Forklift FDC25D	1924	189
Fuso Canter 20	12812	193
Fuso Canter 20, 30, 35, 4d31T	1046	173
Fuso Canter 30	12812	193
Fuso Canter 31	12812	193
Fuso Canter 32	12812	193
Fuso Canter 33	12812	193
Fuso Canter 35	12812	193
Fuso Canter 3600	12812	193
Fuso Canter 3600, 33, 4D30, 31, 32	1046	173
Fuso Canter 4D30	12812	193
Fuso Canter 4D31T	12812	193
Fuso Canter 4DRS	1046	173
Fuso Canter 4DRS	12812	193
Galant 1.6 com motor 4G5	0144	153
Galant com motor GP 25/30	0450	159

Mitsubishi	Nº ZEN	Pg.
Galant 2.0, 2.4, 3.0	0595	161
Galant	1706	182
Katana	1607	180
L200 2.5 D 4WD	1024	173
L200	1047	173
L200	1563	180
L200 2.5 4WD	1567	180
L200 Diesel	1607	180
L200	1706	182
L200	12812	193
L300 2.5 D e TD 4X4	1024	173
L300	1567	180
Lancer	1706	182
Lancer	1909	189
Lancer Sportback	1909	189
Lancer Galant 4G5	0144	153
Light Bus HA	12812	193
Light Bus HÁ	1046	173
Mirage	0595	161
Montero	0595	161
Montero 3.0 - 3.5	1706	182
Nativa	1563	180
Pajero	0595	161
Pajero 2.5 td	1024	173
Pajero 2.3TD e 2.5 TD	1047	173
Pajero	1563	180
Pajero 2.8	1563	180
Pajero 2.5 td	1567	180
Pajero 3.0 - 3.5 - 3.8	1706	182
Pajero Classic 2.5 TD	1607	180
Pajero II 2.5 TD - 2.5 TDI	1607	180
Pajero III 2.5 TDI	1607	180
Pajero Pinin 2.0 GDI	1607	180
Pajero Sport 2.5 TD	1607	180
Pajero TR4	1706	182
PT Cruiser GT 2.4	1706	182
RVR 4A92 4A92	1909	189
Sapporo com motor GP 25/30	0450	159
Sigma	0595	161
Space Gear 2.5 d	1024	173
Space Gear 2.5	1567	180
Starion com motor GP 25/30	0450	159
Trator	0144	153
Tredia com motor GP 25/30	0450	159
Tredia 2.0	0595	161
Wheel Loader S4E	1046	173
Wheel Loader S4E	12812	193
Morris	Nº ZEN	Pg.
1800	0412	158
2200	0412	158
Ital 1.7	0412	158
Marina	0170	192
Marina	0171	192
Marina 1.8	0412	158
Oxford	0170	192
Oxford	0171	192

MWM	Nº ZEN	Pg.
D225	0366	157
D2253	0028	151
D2254	0028	151
D22546	0367	157
D2262	0366	157
D2263	0366	157
D22646	0367	157
D2293	0028	151
D2293	0085	152
D2294	0085	152
D2296	0085	152
D3254	0367	157
D3272	0366	157
D3273	0366	157
D32746	0367	157
F250 Motor 6.07TCA	1022	173
Motor marítimo D232 V6/V8 1970 ED e V12 T/TD 1970 ED 12 e 24 OM232 V	0218	192
Motor marítimo TD232 V6/V8 1970 ED e V12 T/TD 1970 ED 12 e 24 OM232 V	0218	192
TD2266	0367	157
New Holland	Nº ZEN	Pg.
1000 2-77 Shibaura Diesel	0684	164
1426 Caterpillar Engines	0649	163
1426 Perkins Engines	0649	163
1495 Perkins Engines	0649	163
1500 2cyl Shibaura Diesel	0684	164
158	1616	181
1600 2-77 Shibaura Diesel	0684	164
1700 2-78 Shibaura Diesel	0684	164
175	1616	181
2000	1616	181
201	1616	181
2514 E 256 C.I	1616	181
256	1616	181
2600	1616	181
2610	1616	181
2810	1616	181
2910	1616	181
3000	1616	181
3230 BSD332	1616	181
3310 01.91	1616	181
3310X4 01.91	1616	181
3430	1616	181
3600	1616	181
3610	1616	181
3900	1616	181
3910	1616	181
3910 H	1616	181
3930 H	1616	181
4000	1616	181
401C.I	1616	181
4100	1616	181
4130 H 4.4	1616	181
444 01.91	1616	181
4600 motor diesel 4 cil	0024	151
4600	1616	181

New Holland	Nº ZEN	Pg.
4610 motor diesel 4 cil	0024	151
4610	1616	181
4630	1616	181
5000	1616	181
550	1616	181
555	1616	181
5600 motor diesel 4 cil	0024	151
5600	1616	181
5610 motor diesel 4 cil	0024	151
5610	1616	181
5640 Powerstar	1616	181
5700	1616	181
5900	1616	181
620 Combine	1616	181
622 Combine	1616	181
654 County	1616	181
655 A	1616	181
6600 motor diesel 4 cil	0024	151
6600	1616	181
6610 motor diesel 4 cil	0024	151
6610	1616	181
6700	1616	181
6710	1616	181
6810	1616	181
7000	1616	181
7410	1616	181
754 County	1616	181
7600	1616	181
7610 motor diesel 4 cil	0024	151
7610	1616	181
764 County	1616	181
7700	1616	181
7710	1616	181
774 County	1616	181
7810	1616	181
7910	1616	181
8000	1616	181
8200	1616	181
8260 Powerstar 7.5	1616	181
8530	1616	181
8600	1616	181
8630	1616	181
8700	1616	181
8830	1616	181
9000	1616	181
910 Speed Power	1616	181
912 Speed Power	1616	181
944 County	1616	181
9600	1616	181
964 County	1616	181
9700	1616	181
974 County	1616	181
BSD442	1616	181
L783 Perkins 4-203 Diesel	0649	163
L785 Perkins 4-203 Diesel	0649	163
M Série 7,5	1616	181
NH 95 M8Y	1616	181

New Holland	Nº ZEN	Pg.
P357 e 358	1616	181
Séries 10,L/Cab	1616	181
Trator	0351	156
Trator	1038	173
Tratores	1957	191

Nissan	Nº ZEN	Pg.
100NX 2.0GTI	0711	164
1200	0141	153
120Y	0141	153
1300	0141	153
140Y	0141	153
160Y	0141	153
200 SX	1020	173
200SX L4 1.6L 1597cc 97cid	0519	160
200SX L4	0791	166
240SX L4 2.4L 2389cc	0679	164
260	0144	153
27 NHR	1862	187
280	0144	153
310	0791	166
310 L4 1.4L 1393cc 85cid	0853	168
310 L4 1.5L 1488cc	0853	168
A12, A15	0853	168
Almera 2.0 Gti	0711	164
Almera 1.5 16V - 1.8 16V	1708	183
Almera 2.2 TD	1904	189
Almera II Tino 2.2 dCi	1904	189
Almera e Sunny	1018	172
Altima V6 3.5L	1876	188
Altima L4 2.4L 2389cc	1021	173
Altima L4 2.4L 2389cc	1764	184
Armada 2.4WD	1727	183
Armada V8 5.6L 5552cc FLEX	1764	184
Axxess L4 2.4L 2389cc	0679	164
Bluebird	0141	153
Bluebird 1.6, 1.8, 1.8 Turbo	0499	160
Bluebird 1.8	1839	187
Caball	0144	153
Cabstar 3.3 Diesel	0901	170
Cabstar 2.3 Diesel F22	1862	187
Cabstar 2.5 Diesel F22	1862	187
Cabstar	1906	189
Cabstar 2500	1947	190
CD 17	0790	166
CD 20	0790	166
CD17	9527	193
CD20	9527	193
Cedric	0141	153
Cherry	0141	153
Cherry 1.0, 1.3, 1.5	0517	160
Cherry	0519	160
Cherry Automáticos	0554	161
Cherry	0790	166
Cube 1.8	1762	184
D21	1947	190
E16	0793	166

Nissan	Nº ZEN	Pg.
E16	9525	193
E60	0144	153
Ebro	1174	176
Especial/Special	0352	156
Especial/Special	0376	157
Especial/Special	0831	168
Especial/Special	0917	170
Especial/Special	0957	171
Especial/Special	1070	174
Especial/Special	12658	193
Especial/Special	12659	193
F10 L4 1.4L 1393cc 85cid	0853	168
Fork Lifts	0644	162
Fork Lifts	0853	168
Fork Lifts	1046	173
Fork Lifts	12812	193
Forklift	0790	166
Forklift Diesel	0901	170
Frontier MWM	1168	175
Frontier V6 3.3L 3275cc	1764	184
Frontier Turbo Diesel	1780	185
Frontier 4x4	0737	165
Frontier L4 2.4L 2389cc	0712	164
Frontier L4 2.4L 2389cc 146cid	0712	164
GA 15	0595	161
GA 16	0595	161
GA13, GA15, G16	0519	160
Interstar 90 DCI - 100 DCI - 120 DCI	1607	180
KA24E	0679	164
King Van 2.5 Diesel E24	1862	187
King Van 2.3 Diesel E24	1862	187
Kubistar 1.5	1774	184
Laurel	0141	153
Laurel 2.0	0499	160
Lift Trucks AH A15 Engine	9495	193
Lift Trucks APH A15 Engine	9495	193
Lift Trucks APH H20 Engine	9495	193
Lift Trucks Ash A15 Engine	9495	193
Lifts Trucks Ash H20 Engine	9495	193
Lifts Trucks Cef H20 Engine	9495	193
Livina	1762	184
March 1.0 16V	0965	171
March 1.6	1761	184
March 1.0	1909	189
Maxima V6 3.5L	1876	188
Maxima II 2.0 - 3.0 V6 24V	1017	172
Maxima III QX 2.0 - 3.0	1017	172
Micra	0517	160
Micra Automáticos	0554	161
Micra	1011	172
Micra	1708	183
Navara 2.5 Diesel	1862	187
Navara 2.5 dCi	1906	189
NFG101D11	0349	156
Nissan 23300-20H00, 23300-20H12	9495	193
Nissan 23300-20H00, 23300-20H12 Nissan Ag	9495	193
Nissan Lift Truck	9495	193

Nissan	Nº ZEN	Pg.
Nissan Trucks	1174	176
Nissan V16	12786	195
Note 1.5	1774	184
NX 4 cil. 2.0L 1998cc	0828	168
NX 1600	0793	166
NX 1600	1207	177
NX 1600	9525	193
NX 2000	0793	166
NX 2000	1207	177
NX 2000	9525	193
Pathfinder 3.0 V6 gasolina	0687	164
Pathfinder V6 3.3L 3275cc	0712	164
Pathfinder 2.5dCI	1906	189
Patrol 3.3 D	0790	166
Pick Up	0673	163
Pick Up D21 2400	0712	164
Pick Up L4 2.4L 2389cc	0712	164
Prairie	0517	160
Prairie 2.0	1839	187
Prairiep 1.8	0499	160
Primastar	1838	187
Primastar 150 DCI	1607	180
Primera 2.0	0711	164
Primera 1.6	0863	169
Primera 2.0	1702	182
Primera 1.6 16V - 1.8 16V	1708	183
Primera 2.2 Di	1904	189
Primera Berlina 2.0 P10	1062	174
Pulsar	0517	160
Pulsar	0519	160
Pulsar 1.6	0793	166
Pulsar 1.6	1207	177
Pulsar 1.6	9525	193
Qashqai 1.5	1774	184
Qashqai	1838	187
Quest V6 3.5L	1876	188
Sentra	0517	160
Sentra L4 1.6L 1597cc 97cid	0519	160
Sentra	0673	163
Sentra	0701	164
Sentra 1.6	0793	166
Sentra 4 cil. 2.0L 1998cc	0828	168
Sentra	1020	173
Sentra 1.6	1207	177
Sentra	1467	178
Sentra 1.8	1727	183
Sentra 2.0	1762	184
Sentra 1.6	9525	193
Sentra II	12786	195
Skyline	0141	153
Skyline Australian	0475	160
Stanza 1.6, 1.8	0499	160
Stanza	0790	166
Stanza	0791	166
Stanza L4 2.4L 2389cc	0679	164
Sunny 1.3, 1.5, 1.6	0517	160
Sunny	0519	160

Nissan	Nº ZEN	Pg.
Sunny Automáticos	0554	161
Sunny	0701	164
Sunny 2.0	0711	164
Sunny 1.7 D	0790	166
TD 27	1862	187
Terrano	0687	164
Terrano	0737	165
Terrano 2.4WD	1727	183
Terrano 2.70 TDi 4WD	1862	187
Terrano 2.7 Diesel	1862	187
Terrano II 2.4L	0712	164
Tiida 1.8	1762	184
Tiida 1.5	1774	184
Tino 1.5 16V - 1.8 16V	1708	183
Titan 5.6	0596	161
Titan V8 5.6L 5552cc FLEX	1764	184
Tsuru	0517	160
Tsuru	0554	161
Tsuru	0701	164
Tsuru	1467	178
Tsuru	1532	179
Urban 2.3 D	1862	187
Urban 2.5 D	1862	187
Urvan	0499	160
Van	1174	176
Van Quest 6 cil. 3.0L 2960cc 181cid	1019	173
Vanette	0673	163
Vanette D	0790	166
Versa	1761	184
Violet	0141	153
XTerra V6 3.3L 3275cc	1764	184
XTerra L4 2.4L 2389cc	0712	164
Xtrail 2.0	1702	182
XTrail 2.5	1702	182
Xtrail 2.0	1762	184
Xtrail 2.0 DCI	1838	187
Xtrail 2.2 Di - dCi - 4x4	1904	189
Z20	0499	160
Z22	0499	160
ZX 300	0144	153

Oldsmobile	Nº ZEN	Pg.
98 V6 3.8L 3800cc 231cid	0433	158
Alero 3.4L (207) V6	10003	191
Alero 3.4L (207) V6	12720	195
Aurora V8 4.0L 244cid	0774	166
Calais V6 3.0L 181cid VIN L	0433	158
Cutlass Ciera V6 3.8L 3800cc 231cid	0433	158
Delta 88 V6 3.0L 181cid	0433	158
Silhouette 3.4L (207) V6	10003	191
Silhouette 3.4L (207) V6	12720	195

Onan	Nº ZEN	Pg.
Engine Medium Duty 2L600 Kubota 2L600	0353	156

Opel	Nº ZEN	Pg.
Admiral 2.8	0108	152
Agile	1752	184

Opel	Nº ZEN	Pg.
Ascona	0013	151
Ascona 2.0 D	0320	155
Ascona 1.2	0325	156
Ascona Diesel	0482	160
Ascona A	0068	152
Ascona B, C	0108	152
Ascona C 1.6 D	0420	158
Ascona C20	0482	160
Astra 1.7 D	0474	159
Astra 1.6	0752	165
Astra	1109	175
Astra 1.2 16V	1619	181
Astra 1.4 16V	1619	181
Astra 1.6 16V	1619	181
Astra 1.6i	1619	181
Astra F 1.7 td	1556	179
Astra G 2.2 16V	0756	165
Astra G 2.0 DI - DTI - 16V - 2.2 DTI	1109	175
Astra G 1.7L TD	1557	179
Astra G 2.2 16V	10003	191
Astra H GTC 1.3 CDTI	1752	184
Blitz	0013	151
Blitz 1.9	0015	151
Blitz 1.9	0068	152
Blitz CF	0108	152
Campo 3.1 Diesel Turbo	1861	187
Combo 1.6	1899	188
Comodore B	0108	152
Corsa 1.0, 1.2, 1.3	0108	152
Corsa 1.6	0752	165
Corsa	1556	179
Corsa 1.0 12V	1619	181
Corsa 1.2 16V	1619	181
Corsa 1.4 16V	1619	181
Corsa 1.6i	1619	181
Corsa 1.8 16V	1619	181
Corsa D	1752	184
D 1.0, 1.2	0325	156
Diplomat B	0108	152
Especial/Special	1056	174
Frontera 2.5	1033	173
Frontera	1109	175
Frontera A 2.8 Diesel Turbo	1861	187
Frontera B 2.0 - 2.2 DTI	1109	175
K 180	0161	153
Kadett	0243	154
Kadett 1.0, 1.2	0325	156
Kadett Diesel	0482	160
Kadett B, C	0013	151
Kadett C, D	0108	152
Kadett D 1.6 D	0420	158
kadett D/E 1.7 D	0474	159
Kapitan P	0015	151
Manta	0013	151
Manta A	0068	152
Manta A, B12	0325	156
Manta B	0108	152



Opel	Nº ZEN	Pg.
Meriva	1619	181
Meriva	1752	184
Monterey A 3.1 Diesel Turbo	1861	187
Monza	0108	152
Movano 2.2 DTI - 2.5 DTI	1607	180
Movano 2.3 CDTI	1838	187
Omega 1.8, 2.0	0482	160
Omega 2.3 D, 2.3 TD	0573	161
Omega 2.5 TD, 2.5 XTD	1033	173
Omega 2.5 TD	1630	181
Omega B 2.0 - 2.2 DTI - DTH	1109	175
Rekord	0108	152
Rekord 2.0 D	0320	155
Rekord 2.1 D	0320	155
Rekord 2.3 D	0320	155
Rekord 2.3 D, 2.3 TD	0573	161
Rekord B, C	0013	151
Rekord D	0068	152
Rekord PII	0015	151
Saad 9.3	1109	175
Senator	0108	152
Senator 2.3 TD	0573	161
Signum 2.0 Turbo - 2.2	0756	165
Signum 2.0 - 2.2 DTI	1109	175
Signum 2.2	10003	191
Sintra 2.2 DTI	1109	175
Speedster 2.2	0756	165
Speedster 2.2	10003	191
Tigra	1619	181
Tigra 1.3 CDTI	1752	184
Vauxhall	1109	175
Vectra	0474	159
Vectra 1.6	0752	165
Vectra 2.2 16V	0756	165
Vectra	1109	175
Vectra 2.0 - 2.2 DI - DTI - DTH 16V - DTL 16V	1109	175
Vectra 1.4 16V	1619	181
Vectra 1.6 16V	1619	181
Vectra A 1.7L T DSL	1556	179
Vectra B 1.7L T DSL	1556	179
Vectra B 2.2 16V	10003	191
Vectra C 2.2 16V - 2.2 16V GTS	0756	165
Vectra C 2.2 16V	10003	191
Vectra CD	0770	166
Vivaro 2.5 DTI	1607	180
Vivaro 2.0 CDTI	1838	187
Zafira 2.0 - 2.2 DI - DTI	1109	175
Zafira 2.2 16V	10003	191
Zafira A 2.2 16V	0756	165
Zafira A 2.2 16V	0756	165
Pegaso	Nº ZEN	Pg.
1228T	0087	192
1231	0087	192
1236	0087	192
1331	0087	192
1431	0087	192

Pegaso	Nº ZEN	Pg.
2331	0087	192
2431K	0087	192
3560	0087	192
5023	0087	192
5024	0087	192
5036	0087	192
6038	0087	192
6420	0087	192
6424	0087	192
Perkins	Nº ZEN	Pg.
248 Trator CBT 8240	0024	151
4-236 4 cil Diesel	0649	163
4236 A Trator MF 275, 275/4	0024	151
6.354/4 Trator CBT 8260 4x4	0028	151
A6.358 Trator Ideal 9110	0024	151
Especial/Special Maxion HSD	0916	170
Estacionários	0302	155
GM, Ford, Dodge, CBT, Case Motor 4 e 6 cil	0024	151
Industriais	0302	155
Maxion	0978	172
Maxion S4T GM - D20	0118	152
Maxion - HSD (Maxion High Speed)	0861	169
Maxion 1006.6T Trator Ideal 9075	0118	152
Maxion 1006.6T Trator Ideal 9090	0118	152
Maxion S4T GM - D6000	0118	152
Motor 4 e 6 cil	0060	152
Motor Industrial 4203	0118	152
Motor Industrial 4236	0118	152
Motor Industrial 63544	0118	152
Motor Industrial 6358	0118	152
Motor Industrial 3152	0118	152
Motor Industrial 3152, 4203, 4236	0024	151
Motor Industrial 4203	0118	152
Motor Industrial 4236	0118	152
Motor Industrial 6354.4, 6358	0024	151
Motor Industrial 6358	0118	152
Motores 4203 / 3152 / 4236 / 6354	12682	195
Perkins 248 Trator CBT 8240	0118	152
Perkins 4236 A	0118	152
Perkins 6.354/4 Trator CBT 8260 4x4	0118	152
Perkins A6.358	0118	152
Trator 283, 290/4	0024	151
Trator 290, 290/4	0024	151
Trator 292, 292 turbo	0024	151
Trator 296	0118	152
Trator 400	0118	152
Trator 9130, 9150, 9170	0024	151
Trator Ideal 9110	0118	152
Trator Ideal 9130	0118	152
Trator Ideal 9150	0118	152
Trator Ideal 9170	0118	152
Trator MF 290/4	0118	152
Trator MF 292	0118	152
Trator MF 275	0118	152
Trator MF 275/4	0118	152
Trator MF 283	0024	151

Perkins	Nº ZEN	Pg.
Trator MF 283	0118	152
Trator MF 290	0118	152
Trator MF 292 turbo	0118	152
Trator MF 296/4	0118	152
Trator MF 296/4, 296, 400	0024	151
Tratores	0302	155
Tratores, Industriais, Estacionários.	0661	163
Various Models Diesel	0649	163

Peugeot	Nº ZEN	Pg.
1007 1.6 HDi	1758	184
1007 1.4 - 1.6 HDi	1902	188
104	0108	152
106 1.0	0787	166
106	0836	168
106	0965	171
106	0976	172
106	1152	175
106D	1074	174
107 1.0	1545	179
107 1.4 - 1.6 HDi	1902	188
107	1925	190
107, 1007, 206, 207, 307 e 308 1.4 e 1.6 HDi	1812	186
2008 Motor EC5 1.6	1755	184
205	0482	160
205	0570	161
205 Diesel	0646	163
205	0775	166
205	0787	166
205	0800	167
205	0846	168
205 XU7 4 cil 1.6	0915	170
205 XUD9 4 cil 1.9 Diesel	0915	170
205 1.6	0926	170
205	0976	172
205	1152	175
205GTI	0775	166
206	0787	166
206	0836	168
206 1.0 16V / 1.4 / 1.6 / 1.6 16V	0965	171
206	0976	172
206 1.9 D	1576	180
206 2.0 HDi	1576	180
206	1752	184
206 Motor TU3 1.4	1755	184
206 1.6 HDi	1758	184
206	1822	186
206 1.4 - 1.6 HDi	1902	188
207	0965	171
207 Motor TU5 1.6	1755	184
207 1.6 HDi	1758	184
207	1822	186
207 1.4 - 1.6 HDi	1902	188
208 Motor TU4 1.5	1755	184
208	1822	186
3008, 407 e 5008 1.6 HDi	1812	186
304	0442	158

Peugeot	Nº ZEN	Pg.
304	1822	186
305	0442	158
305	0482	160
305	0775	166
305 1.9D	0800	167
305 Diesel	0857	169
305 1.6	0926	170
305	1963	191
305 XL	1963	191
306 1.8i, 1.8i 16V	0745	165
306 1.6 / 1.8 / 2.0 / 2.0 16V	0787	166
306 1.9D	0800	167
306	0846	168
306 XU7 4 cil 1.6	0915	170
306 XUD9 4 cil 1.9 Diesel	0915	170
306	0926	170
306 1.9 Diesel	0935	170
306	0976	172
306 1.8/2.0	1031	173
306 1.8/2.0	1037	173
307	0775	166
307 2.0 HDi	1576	180
307 Motor TU5 1.6	1755	184
307 1.6 HDi	1758	184
307 1.4 - 1.6 HDi	1902	188
307 XND, XRD, XRDT	0706	164
308 Motor EC5 1.6	1755	184
308 1.6 HDi	1758	184
309	0482	160
309 1.9D	0800	167
309	1152	175
309	1187	176
403 Diesel	0217	154
404	0158	153
404 Diesel	0217	154
404 Diesel	0361	156
404	0397	157
404	0463	159
404	0961	171
404 Motores Indenor 6305, 6354	12675	195
404/8	0463	159
404D	0406	157
405	0287	155
405	0482	160
405 1.8i	0745	165
405	0775	166
405 1.6 / 1.8 / 1.9 / 2.0	0787	166
405 Diesel	0800	167
405	0846	168
405 XU7 4 cil 1.6	0915	170
405 XUD9 4 cil 1.9 Diesel	0915	170
405 1.4 - 1.6 - 1.9i	0926	170
405 Diesel	0936	170
405	0961	171
405 1.6	0976	172
405 Diesel	1023	173
405 1.6 GL, 1.8i, 1.9 GR,SRI, 2.0i	1031	173

Peugeot	Nº ZEN	Pg.
405 1.6 GL, 1.8i, 1.9 GR,SRI, 2.0i	1037	173
405	1152	175
405	1187	176
405 FRI	0915	170
405D 1.9 Diesel	0706	164
405D	0806	167
406 1.6 / 1.8 / 2.0 16V	0787	166
406	0846	168
406 1.6/1.8 16V/2.0 16V/2.0 Turbo	1031	173
406	1643	181
407 1.6 HDI	1758	184
407	1822	186
407 1.4 - 1.6 HDi	1902	188
504 1.6, 1.8, 2.0 (V6)	0108	152
504	0158	153
504 Diesel	0215	154
504 Diesel	0217	154
504	0287	155
504 Diesel	0460	159
504 Diesel	0461	159
504	0463	159
504 XD2 Diesel	0771	166
504 XT2 Diesel	0868	169
504 Diesel	0936	170
504 2.1, 2.3 diesel	0961	171
504	0983	172
504	1187	176
504	12682	195
504 e 505 Motor 2000	0741	165
504 D	0216	154
504 D	0530	160
504D	0365	157
504D	0406	157
505 1.8, 2.0	0108	152
505	0158	153
505 Diesel	0215	154
505	0287	155
505	0404	157
505	0482	160
505 XT2 Diesel	0868	169
505 Diesel	0936	170
505 1.6, 1.8, 2.0, 2.3, 2.5 Diesel	0961	171
505 diesel XD2	0983	172
505	1187	176
505	12682	195
505 D	0216	154
505 D TD	0530	160
505 INJ	0404	157
505D Turbo	0365	157
505D turbo Turbo	0406	157
604 V6	0108	152
604 Diesel	0936	170
604	0961	171
604 TD	0216	154
604D Turbo	0365	157
604D turbo Turbo	0406	157
605	0775	166

Peugeot	Nº ZEN	Pg.
605 2.0	1031	173
605 2.0	1037	173
605	1643	181
605 2.5 TD	1903	188
605 D TD	0530	160
605TD	1072	174
607	1643	181
806 2.0	1031	173
806 2.0 turbo	1031	173
806 2.0, 2.0 turbo	1037	173
807	1643	181
Bipper 1.4 HDi	1902	188
Boxer	0573	161
Boxer XUD9 4 cil 1.9 Diesel	0915	170
Boxer	0935	170
Boxer	0976	172
Boxer 2.8 HDI	1022	173
Boxer 2.0	1031	173
Boxer 2.0	1037	173
Boxer 2.5 - TD	1072	174
Boxer	1642	181
Boxer 2.2 HDI	1642	181
Boxer 2.5 TDi	1643	181
Boxer 2.8 HDI	1650	181
Boxer	1790	185
Boxer 2.5 TD TDI e 4x4	1903	188
Especial/Special	0189	153
Especial/Special	0297	155
Especial/Special	0462	159
Especial/Special	0574	161
Especial/Special	0647	163
Especial/Special	1056	174
Especial/Special	1509	178
Especial/Special Com Motor Indenor	12675	195
Estafette	0404	157
Expert 1.8	1031	173
Expert 1.8	1037	173
Expert 1.6 HDI	1758	184
Expert 1.6 HDI	1902	188
Hoggar Motor TU3 1.4	1755	184
J5	0108	152
J5	1187	176
J7	0463	159
J7	1187	176
J7 D	0216	154
J9	0961	171
J9 D	0216	154
J9 D	0530	160
Partner XU7 4 cil 1.6	0915	170
Partner 1.9 Diesel	0935	170
Partner	1023	173
Partner 1.8	1031	173
Partner 1.8	1037	173
Partner 1.9 D	1576	180
Partner 2.0 HDi	1576	180
Partner	1752	184
Partner Motor TU5 1.6	1755	184

Peugeot	Nº ZEN	Pg.
Partner 1.6 HDI	1758	184
Partner 1.6 HDi	1812	186
Partner Furgonato 1.1, 1.4	0976	172
Partner Teepe 1.6 HDI	1758	184
Partner Van, Limousine	0976	172
Peugeot com motor indenor XD4. 88	0160	153
Pick Up 504 com motor Indenor XD-2S	0215	154
Pick Up 504 com motor Indenor XD-6.90	0215	154
Pick Up 504 com motor Indenor XD-4.90	0215	154
Pick Up 504 Diesel 1.3 Ton	0459	159
Rallye	0775	166
Ranch 1.9 D	1576	180
Ranch 2.0 HDi	1576	180
Ranch	1752	184
Ranch 1.6 HDi	1812	186
Ranch 1.6 HDi	1902	188
Vários modelos com Motor Indenor	12682	195
Plymouth	Nº ZEN	Pg.
Barracuda V8 5.2L 318cid	0495	160
Barracuda V8 5.2L 5212cc 318cid	0495	160
Barracuda V8 5.6L 340cid	0495	160
Barracuda V8 5.6L 5572cc 340cid	0495	160
Barracuda V8 5.9L 5899cc 360cid	0495	160
Barracuda V8 5.9L 5900cc 360cid	0495	160
Barracuda V8 5.9L 5917cc 361cid	0495	160
Belvedere L6 3.7L 225cid	0495	160
Belvedere L6 3.7L 3687cc 225cid	0495	160
Belvedere V8 4.5L 4473cc 273cid	0495	160
Belvedere V8 5.2L 318cid	0495	160
Belvedere V8 5.2L 5212cc 318cid	0495	160
Belvedere V8 7.0L 6981cc 426cid	0495	160
Belvedere II L6 3.7L 3687cc 225cid	0495	160
Belvedere II V8 4.5L 273cid	0495	160
Belvedere II V8 5.2L 318cid	0495	160
Belvedere II V8 5.9L 361cid	0495	160
Belvedere II V8 7.0L 426cid	0495	160
Caravelle L6 3.7L 3687cc 225cid	0495	160
Caravelle V8 5.2L 318cid	0495	160
Caravelle 4 Cil 2.6L 2555cc 156cid	9307	192
Cuda V8 5.2L 318cid	0495	160
Cuda V8 5.2L 5212cc 318cid	0495	160
Cuda V8 5.6L 340cid	0495	160
Cuda V8 5.6L 5572cc 340cid	0495	160
Duster L6 3.7L 225cid	0495	160
Duster L6 3.7L 3687cc 225cid	0495	160
Duster V8 5.2L 318cid	0495	160
Duster V8 5.2L 5212cc 318cid	0495	160
Duster V8 5.9L 360cid	0495	160
Duster V8 5.9L 5899cc 360cid	0495	160
Duster V8 5.9L 5900cc 360cid	0495	160
Fleet Special L6 3.7L 3687cc 225cid	0495	160
Fleet Special V8 5.9L 5917cc 361cid	0495	160
Fury L6 3.7L 225cid	0495	160
Fury L6 3.7L 3687cc 225cid	0495	160
Fury V8 4.5L 273cid	0495	160
Fury V8 4.5L 4473cc 273cid	0495	160

Plymouth	Nº ZEN	Pg.
Fury V8 5.2L 318cid	0495	160
Fury V8 5.2L 5212cc 318cid	0495	160
Fury V8 5.9L 361cid	0495	160
Fury V8 5.9L 5917cc 361cid	0495	160
Fury I L6 3.7L 225cid	0495	160
Fury I L6 3.7L 3687cc 225cid	0495	160
Fury I V8 5.2L 318cid	0495	160
Fury I V8 5.2L 5212cc 318cid	0495	160
Fury II L6 3.7L 225cid	0495	160
Fury II L6 3.7L 3687cc 225cid	0495	160
Fury II V8 4.5L 273cid	0495	160
Fury II V8 5.2L 318cid	0495	160
Fury II V8 5.2L 5212cc 318cid	0495	160
Fury III L6 3.7L 225cid	0495	160
Fury III L6 3.7L 3687cc 225cid	0495	160
Fury III V8 4.5L 273cid	0495	160
Fury III V8 5.2L 318cid	0495	160
Fury III V8 5.2L 5212cc 318cid	0495	160
Gran Fury L6 3.7L 3687cc 225cid	0495	160
Gran Fury V8 5.2L 318cid	0495	160
Gran Fury V8 5.2L 5211cc 318cid	0495	160
Gran Fury V8 5.2L 5212cc 318cid	0495	160
GTX V8 4.5L 4473cc 273cid	0495	160
GTX V8 5.2L 318cid	0495	160
GTX V8 5.2L 5212cc 318cid	0495	160
GTX V8 7.0L 6981cc 426cid	0495	160
PB100 L6 3.7L 3687cc 225cid VIN N	0495	160
PB100 V8 5.2L 5211cc 318cid VIN E	0495	160
PB150 L6 3.7L 3687cc 225cid VIN E	0495	160
PB150 L6 3.7L 3687cc 225cid VIN H	0495	160
PB150 V8 5.2L 5211cc 318cid VIN R	0495	160
PB150 V8 5.2L 5211cc 318cid VIN T	0495	160
PB200 L6 3.7L 3687cc 225cid VIN N	0495	160
PB200 V8 5.2L 5211cc 318cid VIN E	0495	160
PB200 V8 5.2L 5211cc 318cid VIN P	0495	160
PB200 V8 5.9L 360cid VIN T	0495	160
PB250 L6 3.7L 3687cc 225cid VIN E	0495	160
PB250 L6 3.7L 3687cc 225cid VIN H	0495	160
PB250 V8 5.2L 5211cc 318cid VIN P	0495	160
PB250 V8 5.2L 5211cc 318cid VIN R	0495	160
PB250 V8 5.2L 5211cc 318cid VIN T	0495	160
PB250 V8 5.2L 5211cc 318cid VIN U	0495	160
PB250 V8 5.9L 360cid VIN T	0495	160
PB300 V8 5.2L 5211cc 318cid VIN E	0495	160
PB300 V8 5.9L 360cid VIN T	0495	160
PB350 V8 5.2L 5211cc 318cid VIN P	0495	160
PB350 V8 5.2L 5211cc 318cid VIN R	0495	160
PB350 V8 5.2L 5211cc 318cid VIN T	0495	160
PB350 V8 5.2L 5211cc 318cid VIN U	0495	160
PB350 V8 5.9L 360cid VIN 1	0495	160
PB350 V8 5.9L 360cid VIN T	0495	160
PB350 V8 5.9L 360cid VIN U	0495	160
PB350 V8 5.9L 360cid VIN W	0495	160
Reliant 4 Cil 2.6L 2555cc 156cid	9307	192
Roadrunner V8 5.2L 318cid	0495	160
Roadrunner V8 5.2L 5212cc 318cid	0495	160
Satellite L6 3.7L 225cid	0495	160

Plymouth	Nº ZEN	Pg.
Satellite L6 3.7L 3687cc 225cid	0495	160
Satellite V8 4.5L 273cid	0495	160
Satellite V8 4.5L 4473cc 273cid	0495	160
Satellite V8 5.2L 318cid	0495	160
Satellite V8 5.2L 5212cc 318cid	0495	160
Satellite V8 5.9L 360cid	0495	160
Satellite V8 5.9L 5899cc 360cid	0495	160
Satellite V8 5.9L 5900cc 360cid	0495	160
Satellite V8 5.9L 5917cc 361cid	0495	160
Savoy L6 3.7L 3687cc 225cid	0495	160
Savoy V8 4.5L 4473cc 273cid	0495	160
Savoy V8 5.2L 5212cc 318cid	0495	160
Savoy V8 5.9L 5917cc 361cid	0495	160
Scamp L6 3.2L 198cid	0495	160
Scamp L6 3.2L 3254cc 198cid	0495	160
Scamp L6 3.7L 225cid	0495	160
Scamp L6 3.7L 3687cc 225cid	0495	160
Scamp V8 5.2L 318cid	0495	160
Scamp V8 5.2L 5212cc 318cid	0495	160
Trailduster L6 3.7L 3687cc 225cid	0495	160
Trailduster V8 5.2L 318cid	0495	160
Trailduster V8 5.2L 5211cc 318cid	0495	160
Trailduster V8 5.2L 5212cc 318cid	0495	160
Valiant L6 3.7L 225cid	0495	160
Valiant L6 3.7L 3687cc 225cid	0495	160
Valiant V8 5.2L 318cid	0495	160
Valiant V8 5.2L 5212cc 318cid	0495	160
Valiant V8 5.9L 360cid	0495	160
Valiant V8 5.9L 5899cc 360cid	0495	160
VIP V8 5.2L 5212cc 318cid	0495	160
Volare L6 3.7L 3687cc 225cid	0495	160
Volare V8 5.2L 318cid	0495	160
Voyager 4 Cil 2.6L 2555cc 156cid	9307	192

Pontiac	Nº ZEN	Pg.
Aztec 3.4L (207) V6	10003	191
Aztec 3.4L (207) V6	12720	195
Firebird V6 2.8L 173cid	1189	176
Firebird V6 3.1L 189cid	1189	176
G6 V6 3.6L 217cid	0806	167
Grand AM 2.4	0756	165
Grand AM 3.4L (207) V6	10003	191
Grand AM 3.4L (207) V6	12720	195
Grand AM 2.4	0756	165
Grand Am V6 3.0L 181cid	0433	158
Grand Prix 3.1L (189) V6	10003	191
Grand Prix 3.1L (189) V6	12720	195
Montana 3.4L (207) V6	10003	191
Montana 3.4L (207) V6	12720	195
Sunburst L4 1.5L 1471cc 92cid	0498	160
Sunburst L4 1.5L 1471cc 92cid wo/Turbo	0498	160
Sunfire 2.4	0756	165
Sunfire 2.4 Audi	0756	165
Torrent V6 3.6L 217cid	0806	167

Porsche	Nº ZEN	Pg.
190	0065	152
33.1	0223	154

Porsche	Nº ZEN	Pg.
616	0223	154
914	0323	156
924	0065	152
924	0108	152
924	0442	158
924	0798	167
944	0442	158
944	0798	167

Prairie Sprayer	Nº ZEN	Pg.
4800 Sprayer Perkins Diesel	0649	163
4900 Sprayer Perkins Diesel	0649	163

Prestolite	Nº ZEN	Pg.
M95R	1888	188

Princess	Nº ZEN	Pg.
1700	0412	158
1800	0412	158
2000	0412	158
2200	0412	158

Puma	Nº ZEN	Pg.
914 4.0	1073	174
GT VW 1600	0065	152
GTS VW 1600	0065	152
Puma GT com motor VW	0294	155
Puma GT Malzoni	0015	151
Puma GTB GM4100	0045	151

Rastrojero	Nº ZEN	Pg.
IME reforma AN 115	0720	164

Reliant	Nº ZEN	Pg.
Scimitar	0412	158

Remy	Nº ZEN	Pg.
39MT	13119	194

Renault	Nº ZEN	Pg.
19 1.6	0468	159
19 1.7, 1.8	1134	175
19	1822	186
21 2000	0468	159
210.20	0392	157
21GTX	0468	159
230.20	0392	157
230.26	0392	157
250	0392	157
4, 6 e 12 com motor 1100	0183	153
7052	0028	151
Autocarri	1921	189
Avantime 2.2 DCI	1607	180
CL3 1.6 Argentino	0468	159
Clio	0467	159
Clio 1.2 e 1.4	0747	165
Clio	0836	168
Clio 1.6i	0837	168
Clio	0843	168
Clio 1.6	0843	168

Renault	Nº ZEN	Pg.
Clio 1.6	0945	171
Clio	0965	171
Clio 1.0 / 1.0 16V / 1.6 16V	0965	171
Clio 1.9 Diesel	1031	173
Clio 1.9 Diesel	1037	173
Clio 1.0 8v	1058	174
Clio 1.6i	1058	174
Clio 1.6 16v	1064	174
Clio 1.4	1134	175
Clio 1.2, 1.4, 1.6, 1.8	1209	177
Clio	1735	183
Clio	1752	184
Clio	1822	186
Clio D	1023	173
Clio Express Diesel	0935	170
Clio F8Q 1.9 Diesel	1134	175
Clio Grandtour	1756	184
Clio I e II	1153	175
Clio II 1.9 Diesel	1058	174
Clio II	1152	175
Clio II	1756	184
Clio II 1.4, 1.6 16V	1801	185
Clio II Box	1756	184
Clio II e III 1.5	1774	184
Clio III	1756	184
Clio III 1.1 e 1.2	1763	184
D17	0392	157
D20	0392	157
Duster 1.6	1735	183
Duster 2.0	1757	184
Duster 2.0 L	1915	189
Duster Oroch 2.0L	1915	189
Espace	0656	163
Espace 2.0 16V	0745	165
Espace	0787	166
Espace	1822	186
Espace	1838	187
Espace IV 2.2 DCI	1607	180
Especial/Special	0189	153
Especial/Special	0297	155
Especial/Special	0574	161
Especial/Special	0925	170
Especial/Special	1056	174
Express	0630	162
Express 1.6L Diesel	1172	176
Express D	1023	173
Express F8Q 1.9 Diesel	1134	175
Extra 1.6L Diesel	1172	176
Fluence	1735	183
FR1 - Iliade FRH - GTX - GTXE - RTX - TX	1808	186
Fuego	0404	157
Fuego com Motor 1.4, 2.0 e 2.2	0445	158
Fuego com motor 2000 Argentino e Brasileiro	0468	159
Fuego	0656	163
Fuego	1187	176
Grand Scenic III 1.9 dCi	1757	184
Grand Scenic II	1756	184

Renault	Nº ZEN	Pg.
GTL	0325	156
Iliade GT - GTC - GTE	1808	186
Kangoo 1.6	0843	168
Kangoo 1.0 / 1.0 16V / 1.2 / 1.6 16V	0965	171
Kangoo 1.9 Diesel - 48KW	1058	174
Kangoo	1153	175
Kangoo	1735	183
Kangoo	1752	184
Kangoo	1756	184
Kangoo 1.2 e 1.2 16V	1763	184
Kangoo 1.6, 16V	1801	185
Kangoo	1822	186
Kangoo Be Bop 1.5	1774	184
Kangoo Express	1756	184
Koleos	1838	187
Laguna 1.8 e 2.0	0747	165
Laguna 16V	0787	166
Laguna 1.8 e 2.0	0843	168
Laguna 1.8, 2.0	1209	177
Laguna 1.6 16V	1735	183
Laguna	1822	186
Laguna D, RN, RT, RXE	1162	175
Laguna II 2.2 DCI	1607	180
Laguna II Grandtour 2.2 DCI	1607	180
Laguna II, III 2.0 DCI	1838	187
Laguna III	1756	184
Laguna III Grandtour	1756	184
Laguna Nevada 1.6	0843	168
Linea 21 2.2	0468	159
Logan 1.0 16v	0965	171
Logan	1674	182
Logan	1755	184
Logan Estate	1756	184
Magnum AE	1808	186
Manager	1808	186
Master	0656	163
Master	0787	166
Master	1063	174
Master	1187	176
Master	1607	180
Master II 2.2 DCI 90 - 2.5 DCI 120	1607	180
Master III 2.5 DCI - 2.5 DCI 100	1607	180
Master III 2.0 DCI	1838	187
Master, P35, T35 Diesel	0875	169
Maxter	1808	186
Megane 2.0 16V	0745	165
Megane	0747	165
Megane 1.6	0843	168
Megane 2.0 16V	0976	172
Megane 1.9 d	1031	173
Megane 1.9 d	1037	173
Megane 1.9 Diesel	1058	174
Megane 1.4i - 1.6i - 16V	1064	174
Megane 2.0	1134	175
Megane 2.0	1209	177
Megane	1674	182
Megane 1.6 16V	1735	183

Renault	Nº ZEN	Pg.
Megane	1822	186
Megane	1838	187
Megane III Coupe	1756	184
Megane III Grandtour	1756	184
Megane III Hatchback	1756	184
Megane CC	1756	184
Megane D	1023	173
Megane I 1.4	1801	185
Megane II	1756	184
Megane II Coupe-Cabriolet	1756	184
Megane II e III 1.5	1774	184
Megane II Estate	1756	184
Megane II Saloon	1756	184
Megane III 1.9 dCi	1757	184
Modus	1756	184
Modus 1.5	1774	184
Nevada com Motor 1.4, 2.0 e 2.2	0445	158
Ônibus	0775	166
P1000	0108	152
P2000	0108	152
Pick Up Rodeo 4 cil 2.1 Diesel	0771	166
Premium 2 7200cc	1921	189
R 11	0468	159
R 11	1187	176
R 12	0468	159
R 18	0468	159
R 18	1187	176
R 19 1.9 d	1031	173
R 19 1.9 d	1037	173
R 19 D	1023	173
R 20	1187	176
R 21	1187	176
R 21 D	1023	173
R 25	1187	176
R 4	1187	176
R 4F6	0926	170
R 5	1187	176
R 5 Alpine e Turbo	0926	170
R 5 TL, GTL, LS	0926	170
R 6TL	0325	156
R 7TL	0325	156
R 9	0468	159
R 9	1187	176
R11	0443	158
R11	0482	160
R11 Diesel	0575	161
R11 Diesel	0630	162
R11 1.6	0843	168
R11	0926	170
R11 1.4	0945	171
R12	0244	154
R12	0248	155
R12	0325	156
R12	0404	157
R12	0731	165
R12	0786	166
R12 1.6	0843	168

Renault	Nº ZEN	Pg.
R12 Canada	0248	155
R14GTL-GTS	0108	152
R15	0244	154
R16	0404	157
R17	0244	154
R18	0108	152
R18	0248	155
R18	0404	157
R18	0443	158
R18	0482	160
R18 Diesel	0571	161
R18 Diesel	0632	162
R18	0656	163
R18 4 cil 2.1 Diesel	0771	166
R18 turbo	0108	152
R18 turbo	0482	160
R19 com motor valeo	0287	155
R19	0468	159
R19	0747	165
R19 1.6i	0837	168
R19 1.6	0843	168
R19	0935	170
R19 1.6	0945	171
R19 1.9 Diesel	1058	174
R19 1.8	1209	177
R19 F8Q 1.9 Diesel	1134	175
R20	0108	152
R20	0404	157
R20	0656	163
R21	0443	158
R21	0656	163
R21	1209	177
R25	0656	163
R30	0108	152
R30 Turbo diesel	0656	163
R4	0245	154
R4	0248	155
R4	0325	156
R4	0404	157
R4	0731	165
R4	1588	180
R4,R5,R6,F6	0451	159
R5	0244	154
R5	0245	154
R5	0248	155
R5 U.S.A	0248	155
R5	0285	155
R5	0325	156
R5	0404	157
R5 Diesel	0630	162
R5	1588	180
R6	0244	154
R6	0245	154
R6	0248	155
R6	0285	155
R6	0404	157
R6	0731	165

Renault	Nº ZEN	Pg.
R6	1588	180
R8	0244	154
R9	0443	158
R9	0482	160
R9 Diesel	0575	161
R9 Diesel	0630	162
R9 1.6 e 1.7	0843	168
R9	0926	170
R9 1.4	0945	171
Rapid 1.6L Diesel	1172	176
Rapid Box	1822	186
Renault 12 com Motor 1.4, 1.8, 2.1	0445	158
Renault 4 com Motor 1.4, 1.8, 2.1	0445	158
Renault 6 com Motor 1.4, 1.8, 2.1	0445	158
RFS	0468	159
Rodeo	0404	157
Safrane V6	0787	166
Safrane 2.2i	1031	173
Safrane 2.2i	1037	173
Sandero	1674	182
Sandero	1735	183
Sandero 1.0	1755	184
Sandero 2.0L	1915	189
Scenic 1.6	0843	168
Scenic 2.0 16V	1064	174
Scenic 2.0	1209	177
Scenic 1.6 16V	1735	183
Scenic	1822	186
Scenic II	1756	184
Scenic III 1.9 dCi	1757	184
Scenic II e Grand Scenic II 1.5	1774	184
Scenic II, III	1838	187
Scenic RX4 2.0	0745	165
Thalia	1756	184
Thalia 1.5	1774	184
Thalia	1822	186
TL	0325	156
Trafic	0108	152
Trafic	0248	155
Trafic	0404	157
Trafic 4X4	0407	157
Trafic com Motor 1.4, 2.0 e 2.2	0445	158
Trafic 2.2	0468	159
Trafic	0482	160
Trafic Diesel	0656	163
Trafic Gasolina	0786	166
Trafic 1.4 b	0926	170
Trafic 1.9 Diesel - 47/48KW	1058	174
Trafic	1187	176
Trafic 352 4 cil 2.1 Diesel	0771	166
Trafic Box	1822	186
Trafic diesel	0875	169
Trafic Gasolina	0787	166
Trafic II 2.5 DCI 135	1607	180
Trafic II 2.0 DCI	1838	187
Trafic T312 4 cil 2.1 Diesel	0771	166
Trafic TA12 4 cil 2.1 Diesel	0771	166

Renault	Nº ZEN	Pg.
Trafic TA52 4 cil 2.1 Diesel	0771	166
Trator R7201	0217	154
Trator R85	0217	154
Trator R87	0217	154
TS Turbo	0325	156
Twingo	0854	169
Twingo 1.0 / 1.2	0965	171
Twingo 1.2L	1153	175
Twingo	1756	184
Twingo 1.5	1774	184
Twingo I 1.2 1239ccm C3G	0482	160
TX	0325	156
Vel Satis 2.0 DCI	1838	187
Velsatis 2.2 DCI	1607	180

Renault Agri	Nº ZEN	Pg.
70-12 SP Perkins 4.236	1616	181
70-14 SP Perkins 4.236	1616	181
70-32 PA/PE/PS/PX Perkins 4.236	1616	181
70-34 PA/PE/PS/PX Perkins 4.236	1616	181
701-4F Perkins 4.236	1616	181
80-12 SP Perkins 4.248	1616	181
80-14 SP Perkins 4.248	1616	181
80-32 PA/PE/PS/PX Perkins 4.248	1616	181
80-34 PA/PE/PS/PX Perkins 4.248	1616	181
Ceres 75 2X4/4X4 Perkins 4.236	1616	181
Ceres 75X 2X4/4X4 Perkins 4.236	1616	181
R 7221	0216	154

Rover	Nº ZEN	Pg.
111, 114, 214, 820	0822	168
200 1.8 Diesel	1958	191
213	0832	168
216	0821	167
216	0960	171
218 D - TD	1958	191
25 2.0 Diesel	1958	191
418 D- TD	1958	191
420 D - Di	1958	191
45 2.0 Diesel	1958	191
620	0960	171
620 Sdi	1958	191
820	0960	171
850	0960	171
Especial/Special	1074	174
Maestro 1.3, 1.6, 2.0, 2.0 Turbo	0822	168
Metro 1.0, 1.1, 1.3	0822	168
Mini Cooper 1.3	0822	168
Montego 2.0 Turbo	0822	168
Montego 2.0 D Turbo	1958	191
TNB176	0822	168

Saab	Nº ZEN	Pg.
1108075	0803	167
42803 1.8 - 2.0 Turbo	0756	165
42803 L4 2.0L 1985cc	0803	167
42803 L4 2.3L 2290cc 140cid	0803	167
42925 5.3L (325) V8	12720	195



Saab	Nº ZEN	Pg.
9 3 2.2 16V TD	1109	175
9 2X H4 2.5L 2458cc	1945	190
9-3 1.8 Turbo - 2.0 Turbo	0756	165
9.7 5.3L (325) V8	10003	191
900 L4 2.1L 2119cc	0803	167
900 L4 2.3L 2290cc 140cid	0803	167
900 L4 2.0L 1985cc	0803	167
9000 L4 2.0L 1985cc	0803	167
9000 L4 2.3L 2290cc	0803	167
9000 L4 2.3L 2290cc 140cid	0803	167

Same	Nº ZEN	Pg.
Especial/Special	1073	174

Santro	Nº ZEN	Pg.
Especial/Special	1509	178

Saturn	Nº ZEN	Pg.
2004-01	10003	191
Especial/Special	12720	195
Saturn CarAura V6 3.6L 217cid	0806	167
Saturn TruckOutlook V6 3.6L 217cid	0806	167
Vue V6 3.6L 217cid	0806	167

Scania	Nº ZEN	Pg.
50	0367	157
80	0367	157
81	0367	157
82	0367	157
85	0367	157
86	0367	157
92	0367	157
93230	0367	157
93250	0367	157
93280	0367	157
Caminhão 140	0087	192
Caminhão 140 Super	0087	192
Caminhão 141 Super	0087	192
Caminhão 145	0087	192
Caminhão BR145	0087	192
Caminhão CR145L	0087	192
Caminhão CR145T	0087	192
Caminhão CR145X	0087	192
Caminhão DSI14	0087	192
Caminhão L101	0087	192
Caminhão L142	0087	192
Caminhão LK140	0087	192
Caminhão LK141	0087	192
Caminhão LK142	0087	192
Caminhão LKS140	0087	192
Caminhão LKS141	0087	192
Caminhão LKS142	0087	192
Caminhão P93H	0367	157
Caminhão P94	0367	157
Caminhão R142	0087	192
Caminhão R142-410	0087	192
Caminhão T142	0087	192
Caminhão T142-410	0087	192

Scania	Nº ZEN	Pg.
Chassi p/ ônibus K112, S112	0087	192
DS11 R82A marítimo com turbo compressor Holset 4 LE	0036	192
Motor D11 marítimo ED	0036	192
Motor D11 R81 marítimo ED	0036	192
Motor DSI11 R82A	0036	192
Ônibus B115	0036	192
Ônibus BR110	0036	192
Ônibus BR115	0087	192
Ônibus BR115S	0036	192
Ônibus BR115S	0087	192
Ônibus BR116	0087	192
Ônibus BR116S	0087	192
Ônibus F94	0367	157
Ônibus L94	0367	157
P, R 124/400	0367	157
P,R 124/360	0367	157
P,R 124/420	0367	157
R 164/480	0367	157
R 164/580	0367	157

Seat	Nº ZEN	Pg.
1200 Sport 1430 cc	0120	152
1200 Sport	0325	156
124	0120	152
124 1.8	0213	154
124 1.8	0389	157
124 D 1430	0325	156
124 D especial 1.2 e 1.4	0325	156
124D	0120	152
124D Special	0120	152
127	0120	152
127 0.9	0325	156
127 0.9	0451	159
127 Fura	0120	152
128.3P	0120	152
131 1.6	0111	152
131	0120	152
131 1.6	0213	154
131	0325	156
131 2.5 Diesel	0601	162
131 L 1430	0325	156
131 L 1.6	0389	157
131E	0213	154
131L	0120	152
132 1.6 e 1.8	0111	152
132	0213	154
138	0120	152
1430 1.6, 1.8	0213	154
1500	0713	164
Alhambra 1.9 TDI	0937	170
Alhambra 2.0	1069	174
Alhambra 1.8T - 2.0	1108	175
Alhambra 1.9 TDI	1655	181
Alhambra 1.8T / 2.0L	1920	189
Alhambra 1.9 TDI - Tdi 4x4	1926	190
Alhmbra 1.8 turbo, 2.0	12690	195
Altea 1.6	1632	181

Seat	Nº ZEN	Pg.
Altea 2.0 FSI	1632	181
Altea (5P1) Eng BJB BKC BLS BXE 1.9 TDI 77kw BJB BKC BLS BXE	1814	186
Altea (5P1) Eng BXF 1.9 TDI 66kw BXF	1814	186
Altea (5P5 - 5P8) Eng BKC BLS BXE 1.9 TDI 77kw BKC BLS BXE	1814	186
Altea (5P5 - 5P8) Eng BXF 1.9 TDI 66kw BXF	1814	186
Altea (5P5 - 5P8) Eng. 1.9 TDI 4x4 77kw	1814	186
Altea 1896ccm BJB 1.9 TDI	1814	186
Altea 1896ccm BKC 1.9 TDI	1814	186
Altea XL 1896ccm BLS 1.9 TDI	1814	186
Altea XL 1896ccm BXE 1.9 TDI	1814	186
Altea XL 1968ccm BKD 2.0TDI	1814	186
Altea XL 1968ccm BMM 2.0TDI	1814	186
Altea XL 1968ccm BMM 2.0TDI	1814	186
Altea XL 1.9 TDI - 2.0 TDI - 4x4	1856	187
Altea 1.4 16V	1890	188
Altea XL 2.0 FSI - 1.9TDI - 2.0 TDI	1910	189
Altea - XL 1.2 TSI - 1.4 TSI START/STOP	1826	186
Altea - XL 1.6 TDI - 2.0 TDI START/STOP	1826	186
Altea 1.9 TDI , 2.0 TDI	1823	186
Arosa	1223	177
Arosa 1.0, 1.4L	1484	178
Arosa 1.4 TDI	1926	190
Cordoba 1.9 Diesel	0579	161
Cordoba 1.9 Diesel Turbo	0579	161
Cordoba 1.0	0745	165
Cordoba 1.4	0745	165
Cordoba 1.4 16V	0745	165
Cordoba 1.6	0745	165
Cordoba 1.6	0799	167
Cordoba 1.8	0799	167
Cordoba 1.8 16V	0799	167
Cordoba 2.0	0799	167
Cordoba	0932	170
Cordoba 1.6	1069	174
Cordoba 1.0, 1.4L	1484	178
Cordoba 1.2	1632	181
Cordoba 1.4 16V	1632	181
Cordoba 1.6	1632	181
Cordoba 1.2 - 1.2 12V - 1.4 16V - 1.6 - 1.6 16V	1890	188
Cordoba 2.0 - 1.4 TDI - 1.9 TDI	1910	189
Cordoba 1.6 e 2.0 i	1926	190
Cordoba 1.9 D - SDI - TDI	1926	190
Córdoba 1.6, 1.8, 2.0	1108	175
Córdoba 1.8, 1.8 16v, 2.0	12690	195
Cordoba SXE	0579	161
Cupra 4	1655	181
Especial/Special	0639	162
Especial/Special	0797	167
Especial/Special	0972	172
Especial/Special	1056	174
Fura	0408	157
Ibiza Diesel	0395	157
Ibiza 16V	0745	165
Ibiza	0786	166
Ibiza 1.9 D/TD	0937	170

Seat	Nº ZEN	Pg.
Ibiza 1.6	1108	175
Ibiza 1.2	1632	181
Ibiza 1.4 16V	1632	181
Ibiza 1.6	1632	181
Ibiza IV 2.0 - 1.4 TDI - 1.9 TDI	1910	189
Ibiza V 1.4 TDI - 1.9 TDI	1910	189
Ibiza II - III - IV 1.4 TDI - 1.9 D - SDI - TD - TDI	1926	190
Ibiza II - III 1.6 - 2.0 i	1926	190
Ibiza 1.8	12690	195
Ibiza Cupra / Sport 1.8 20V turbo	1069	174
Ibiza I V - V 1.2 - 12V - 1.4 - 16V - 1.6 - 16V	1890	188
Ibiza II 1.0, 1.4L	1484	178
Ibiza V 1.2 TDI - 1.6 TDI START/STOP	1826	186
Ibiza V 1.2 TSI - 1.4 TSI START/STOP	1826	186
Inca 1.7 D - 1.9 D - SDI	1926	190
Inca 1.6 EFI	12685	195
Lean 1.8	1655	181
Lean 2.8 V6	1655	181
Leon 1.4, 1.6, 1.8, 1.8T	1108	175
Leon 1.9 TDI - 2.0 TDI - 16V	1856	187
Leon 1.4 16V	1890	188
Leon 2.0 FSI - 1.9 TDI	1910	189
Leon 1.8T / 2.0L	1920	189
Leon 1.4 16V - 1.6 - 1.9 SDI - TDI	1926	190
Leon 1.4 TSI START/STOP	1826	186
Leon 1.6 TDI - 2.0 TDI START/STOP	1826	186
Malaga	0786	166
Mii 1.0	1803	186
Octavia 1.4 - 16V - 1.6 - FSI	1890	188
Panda	0408	157
Ritmo	0120	152
Ritmo Diesel	0395	157
Ritmo 65,75	0325	156
Ronda Diesel	0395	157
Ronda	0786	166
Roomster 1.2 - TSI - 1.4 - 1.6 - 1.4 - 1.9 TDI	1890	188
Skoda Fabia 1.2 - TSI - 1.4 - 16V - 1.6 - 1.9 TDI	1890	188
Stella	1632	181
Supermirafiori 1430	0325	156
Terra	0325	156
Toledo 1.4, 1.6, 1.8	1108	175
Toledo III 2.0 FSI - 1.9TDI - 2.0 TDI	1910	189
Toledo 1.8T / 2.0L	1920	189
Toledo I - II 1.9 D - SDI - TD - TDI - 2.0 i	1926	190
Toledo II 1.4 16V - 1.6 - 2.3 V5	1926	190
Toledo III 1.9 TDI - 2.0 TDI - 16V	1856	187
Toledo IV 1.2 TSI START/STOP	1826	186
Toledo IV 1.6 TDI START/STOP	1826	186
Vario 1.6	1069	174
Vento Tdi 1.9	0937	170

Shelhorst	Nº ZEN	Pg.
Shelhorst	12692	195

Skoda	Nº ZEN	Pg.
Citigo 1.0	1803	186
Especial/Special	0831	168
Fabia	1223	177

Skoda	Nº ZEN	Pg.
Fabia 1.2	1632	181
Fabia 1.4 16V	1632	181
Fabia 2.0 - 1.4 TDI - 1.9 TDI	1910	189
Fabia 1.4 TDI - 1.9 SDI - TDI - RS	1926	190
Fabia 1.2 12V - TSI START/STOP	1826	186
Fabia 1.2 TDI - 1.6 TDI START/STOP	1826	186
Fabia 1.2 TDI e 1.6 TDI START/STOP	1824	186
Felicia	0892	169
Octavia 1.9 TDI	0937	170
Octavia 1.6, 1.8, 1.8T, 2.0	1108	175
Octavia 2.0 TDI 16V - RS	1856	187
Octavia 2.0 FSI - 1.9TDI - 4x4 - 2.0 TDI - 16V	1910	189
Octavia 1.4 16V- 1.6 -1.9 D - SDI - TD - TDI - 4x4	1926	190
Octavia 1.2 TSI START/STOP	1826	186
Octavia 1.6 TDI - 4x4 - 2.0 TDI - 4x4 START/STOP	1826	186
Rapid 1.2 TSI START/STOP	1826	186
Rapid 1.6 TDI START/STOP	1826	186
Roomster 1.4 TDI - 1.9 TDI	1910	189
Roomster 1.2 TDI - 1.6 TDI START/STOP	1826	186
Roomster 1.2 TDI e 1.6 TDI START/STOP	1824	186
Roomster 1.2 TSI START/STOP	1826	186
Super B 2.5 TDI	1631	181
Superb 2.0 TDI - 16V - 4x4	1856	187
Superb 1.9 TDI	1910	189
Superb 1.6 TDI START/STOP	1824	186
Superb 1.6 TDI START/STOP	1826	186
Yeti 1.4 TSI START/STOP	1826	186
Yeti 1.6 TDI START/STOP	1826	186
SLC	Nº ZEN	Pg.
7700 Turbo	1073	174
Ssangyong	Nº ZEN	Pg.
Actyon 2.0 16V	1614	180
Actyon Sports I (QJ)	1886	188
Actyon I	1886	188
Actyon 200 XDI	1705	182
Especial/Special	1037	173
Korando (K4)	1886	188
Korando (KJ)	1886	188
Korando Cabrio (KJ)	1886	188
Korando 2.0 16V Diesel	1959	191
Kyron 2.0 16V TDI	1614	180
Kyron	1886	188
Kyron XDI 2.0	1705	182
Musso 2.3, 2.5	0572	161
Musso Sports	1886	188
Musso (FJ)	1886	188
New Actyon Sport 2.0 16V	1614	180
New Korando 2.0 16V Diesel	1959	191
Rexton II 2.7 16V TDI	1614	180
Rexton RX 270 2.7 16V XDI	1614	180
Rexton W 2.7 16V XDI	1614	180
Rexton (GAB)	1886	188
Rexton 270 XDI	1705	182
Stavic	1886	188

Still	Nº ZEN	Pg.
Especial/Special	1071	174
Styer Puch	Nº ZEN	Pg.
Especial/Special	1071	174
Subaru	Nº ZEN	Pg.
1800 4X4	1213	177
Brat H4 1.8L 1781cc	1723	183
Coupe XT	0600	162
DL H4 1.6L 1595cc	1723	183
DL H4 1.8L 1781cc	1723	183
Especial/Special	0711	164
Especial/Special 1.8 GTI Turbo 4X4	1213	177
Forester 2.0	1018	172
Forester (SG) Eng.EJ20 2.0 AWD 92kw EJ20	1945	190
Forester (SG) Eng.EJ20 2.0 S Turbo AWD 130kw EJ20	1945	190
Forester H4 2.5L 2458cc	1945	190
GL H4 1.8L 1781cc	1723	183
GL H4 1.8L 1781cc wo/Turbo	1723	183
GL-10 H4 1.8L 1781cc wo/Turbo	1723	183
GLF H4 1.8L 1781cc VIN 4	1723	183
Impreza 1.6, 1.8, 2.0 2WD e 4WD	1018	172
Impreza 1.8	1213	177
Impreza Estate (GG) Eng.EJ20 2.0 AWD 92kw EJ20	1945	190
Impreza H4 2.5L 2458cc EJ251	1945	190
Impreza H4 2.5L 2458cc EJ253	1945	190
Impreza H4 2.5L 2458cc EJ255	1945	190
Justy	0517	160
Justy 1.0	1018	172
Justy 1.2	0519	160
Legacy 2.0, 2.2 e 2.5	1018	172
Legacy 1.8 2WD	1213	177
Legacy 2.2	1213	177
Legacy IV (BL, BP) Eng.EJ20 2.0 AWD 101kw EJ20	1945	190
Legacy IV Estate (BL, BP, B13_) Eng.EJ25 2.5 AWD 121kw EJ25	1945	190
Outback (BL, BP) Eng.EJ25D 2.5 AWD 121kw EJ25D	1945	190
Outback (BL, BP) Eng.EZ30 3.0 AWD 180kw EZ30	1945	190
Outback (BM, BR) Eng.EZ36D 3.6 R AWD 191kw EZ36D	1945	190
RX H4 1.8L 1781cc	1723	183
Standard H4 1.8L 1781cc VIN 5	1723	183
Subaru A11	0341	156
Suzuki	Nº ZEN	Pg.
Baleno	0576	161
Corry	0951	171
Jimmy	0808	167
Maruti	0951	171
Samurai Gasolina	0352	156
Samurai	0450	159
Sidekick	0450	159
Sidekick	0595	161
SJ 410	0450	159
SJ 413	0450	159
Swift 1.3	0576	161
Swift 1.3	0808	167
SX4 2.0	1899	188
SX4 SCross 1.6	1899	188

Suzuki	Nº ZEN	Pg.
Vitara 1.6 16V	0450	159
Vitara	0595	161
Vitara	0617	162
Vitara 1.6	0871	169
Vitara	1030	173
Wagon R	1509	178
XL7 V6 3.6L 3564cc	0806	167

Talbot	Nº ZEN	Pg.
Especial/Special	0451	159
Especial/Special	1056	174
Tagora D	0530	160

Tata	Nº ZEN	Pg.
Ace	1715	183
Indica	1681	182
Indica	1717	183
Indica Diesel	1504	178
Indigo	1715	183
LP 1210US	1516	179
Manza	1752	184
Pick Up	1518	179
Safari Diesel	1717	183
Safari Petrol	1717	183
Tata Cummins	1516	179
Tatamobile Sumo	1518	179
Vista	1752	184

TCM Equipment Ag	Nº ZEN	Pg.
Forklift SD25Z1	0376	157
Lifts Trucks Fhg 20N Z24 Engine	9495	193

TCM Equipment Lift Truck	Nº ZEN	Pg.
FG35N3 0000	0429	158
Various Models 4XC1 Engine	0498	160

Teledyne	Nº ZEN	Pg.
Especial/Special	0645	163

Tiete	Nº ZEN	Pg.
Motor Estacionário RD900	0323	156
Motor Estacionário RD900L	0323	156
Motor Estacionário RD950	0323	156
Motor Estacionário RD950L	0323	156

Toyota	Nº ZEN	Pg.
1300	0871	169
2B, 3B	9301	192
2S	0947	171
2S	1722	183
2S - 2Y - 3Y - 4Y	9186	192
2Y	0947	171
2Y 2.2	0947	171
2Y	1722	183
2Y 2.2	1722	183
3Y	0947	171
3Y	1722	183
4A - 5A - 4E - 5E	0809	167
4K - 5K	0841	168

Toyota	Nº ZEN	Pg.
Auris 2.0 D-4D	1884	188
Auris 2.2 D	1884	188
Avensis 2.0 TD	1107	175
Avensis 2.0	1211	177
Avensis 1.6 - 1.8 VV T - I	1547	179
Avensis	1720	183
Avensis	1857	187
Avensis 2.0 D-4D	1884	188
Avensis 2.2 D-4D	1884	188
Avensis 2.0	12609	193
Ayco 1.4 D	1812	186
Aygo 1.0	1545	179
Aygo 1000, 1KRFE	1925	190
Bandeirante	0025	151
Bandeirante	1221	177
Camry	0947	171
Camry 2.0 D TURBO	1097	175
Camry	1170	176
Camry 1.8 / 2.0 / 2.2i / 3.0 V6	1211	177
Camry 4 cil 2.0L 1998cc	1555	179
Camry 4 cil 2.0L 1998cc 122cid	1555	179
Camry 6 cil 2.5L 2508cc	1555	179
Camry	1722	183
Camry 1.8 - 2.0	9186	192
Camry 4 cil 2.0L 1998cc	9502	193
Camry 4 cil 2.0L 1998cc 122cid	9502	193
Camry 6 cil 2.5L 2508cc	9502	193
Camry 4 cil 2.0L 1998cc	9506	193
Camry 4 cil 2.0L 1998cc 122cid	9506	193
Camry 6 cil 2.5L 2508cc	9506	193
Camry 1.8 / 2.0 / 2.2 / 2.5 V6 / 3.0 V6	12609	193
Carina 1.4, 1.6, 2.0	0140	153
Carina 1.4, 1.6	0184	153
Carina 1.6, 2.0	0327	156
Carina 1.9L 1858cc 113cid	0353	156
Carina	0947	171
Carina	1170	176
Carina	1722	183
Carina E T19 2.0 D CT190	9678	193
Carina E Saloon T19 2.0 D CT190	9678	193
Carina II 1.6	0809	167
Carina II 2.0i	1211	177
Carina II 1.8 - 2.0	9186	192
Carina II 2.0i	12609	193
Celica 1.4, 1.6, 2.0, 2.2, 2.3	0140	153
Celica 1.4, 1.6	0184	153
Celica 1.6, 2.0	0327	156
Celica 1.6 GT 16V	0809	167
Celica	0947	171
Celica 2.0 GT / 2.0 GTi / 2.0 Turbo	1211	177
Celica 4 cil 2.0L 1998cc	1555	179
Celica 4 cil 2.0L 1998cc 122cid	1555	179
Celica 4 cil 2.2L 2164cc	1555	179
Celica	1720	183
Celica	1722	183
Celica 4 cil 2.0L 1998cc	9502	193
Celica 4 cil 2.0L 1998cc 122cid	9502	193

Toyota	Nº ZEN	Pg.
Celica 4 cil 2.2L 2164cc	9502	193
Celica 4 cil 2.0L 1998cc	9506	193
Celica 4 cil 2.0L 1998cc 122cid	9506	193
Celica 4 cil 2.2L 2164cc	9506	193
Celica GT 2.0	12609	193
Celica GTi 16 V	12609	193
Celica L4 1.9L 1858cc 113cid	0353	156
Celica L4 1.9L 1898cc	0353	156
Celica L4 2.0L 1968cc	0353	156
Celica L4 2.0L 1968cc 120cid	0353	156
Celica L4 2.2L 2189cc	0353	156
Celica Turbo 2.0	12609	193
Coaster	1830	186
Colt	0361	156
Conquest	0918	170
Copain 1.0	0184	153
Corolla	0140	153
Corolla 1.2, 1.3, 1.4, 1.6	0184	153
Corolla	0327	156
Corolla 1.9L 1858cc	0353	156
Corolla	0475	160
Corolla	0498	160
Corolla 1.3	0809	167
Corolla 1.6	0809	167
Corolla 1.6 Gti 16V	0809	167
Corolla	0818	167
Corolla 1.3	0841	168
Corolla 1.3 e 1.6 8T	0874	169
Corolla	0918	170
Corolla	0947	171
Corolla	0998	172
Corolla 1.8 D, 2.0 D	1097	175
Corolla 2.0 Diesel	1155	175
Corolla Diesel	1170	176
Corolla 1.4 - 1.6 VV T - I	1547	179
Corolla 1.8i 16v	1547	179
Corolla	1720	183
Corolla	1722	183
Corolla	1813	186
Corolla 2.0	1875	188
Corolla 2.0 D-4D	1884	188
Corolla 2.2 D-4D	1884	188
Corolla 1.8 - 2.0	9186	192
Corolla E10 2.0 D CE100	9678	193
Corolla E11 2.0 D CE110	9678	193
Corolla Compact E10 2.0 D CE100	9678	193
Corolla Compact E11 2.0 D CE110	9678	193
Corolla Liftback E10 2.0 D CE100	9678	193
Corolla Liftback E11 2.0 D CE110	9678	193
Corolla Verso 2.2 D-4D	1884	188
Corolla Wagon E10 2.0 D CE100	9678	193
Corolla Wagon E11 2.0 D CE110	9678	193
Corona 1.4, 1.6, 1.8, 1.9, 2.0, 2.2, 2.3, 2.6	0140	153
Corona 1.4, 1.6	0184	153
Corona 1.6, 1.8, 2.0, 2.3	0327	156
Corona	1170	176
Corona L4	0353	156

Toyota	Nº ZEN	Pg.
Corona L4 1.9L 1897cc 116cid	0353	156
Corona L4 1.9L 1898cc	0353	156
Corona L4 2.0L 1968cc	0353	156
Corona L4 2.0L 1968cc 120cid	0353	156
Corona L4 2.2L 2189cc	0353	156
Coupe 1.6 GT16V	0809	167
Cressi DA	0361	156
Crown	0140	153
Crown	0327	156
Crown	0353	156
Crown	1813	186
Delta Hi Ace	0327	156
Dyna	0140	153
Dyna	0947	171
Dyna	1722	183
Echo P1 1.4 D-4D	9678	193
Especial/Special	0376	157
Etios	0809	167
Etios Diesel	1816	186
Europe Car Celica 2000	0353	156
Europe Car Corona 1500	0353	156
Europe Car Corona 1600	0353	156
Europe Car Corona 1700	0353	156
Europe Car Corona 1800	0353	156
Europe Car Corona 1900	0353	156
Europe Car Corona 2000	0353	156
Fielder	0998	172
Fielder 1.8 16V	1547	179
FJ 60	0140	153
FJ 60	0353	156
Fortuner	1813	186
Fortuner	1841	187
Galant	0361	156
HDB50	1830	186
HDB51	1830	186
Hi Ace	0140	153
Hiace	0841	168
Hiace	1813	186
Hiace 2000	0353	156
Hiace I Box H10 2.2 D LH20-30	9678	193
Hiace II Box H20 2.4 D	9678	193
Hiace III Box H50 2.4 D 4WD	9678	193
Hiace III Wagon H50 2.4 D, 2.4 D 4WD	9678	193
Hiace IV Box 2.4 D LXH12, LXH22, 2.4 TD 4WD LXH18, LXH28	9678	193
Hiace IV Wagon 2.4 D, 2.4 TD LXH12, LXH22, 2.4 TD 4WD H18/28	9678	193
Hilux	0140	153
Hilux	0327	156
Hilux 2.8 Diesel	0921	170
Hilux	0947	171
Hilux 2.8	0954	171
Hilux 2.7	0998	172
Hilux 2.8 D	1215	177
Hilux	1555	179
Hilux 2.5 / 2.8	1562	180
Hilux	1722	183

Toyota	Nº ZEN	Pg.
Hilux	1813	186
Hilux	1841	187
Hilux 2.8	9678	193
Hilux 2000	0353	156
Hilux II Pickup N 2.4 D, 2.4 D 4WD, 2.4 TD 4WD	9678	193
Hilux SW 4 3.0	1097	175
HZB40	1830	186
Ipsium	1555	179
JR 7	0947	171
JR 7	1722	183
Kijang Innova	1813	186
L -2L	0921	170
Land Cruiser 4.7	0818	167
Land Cruiser 2.8 Diesel	0921	170
Land Cruiser	1215	177
Land Cruiser 4.20 D (HZJ80)	1830	186
Land Cruiser 4.20 TD (HDJ80)	1830	186
Land Cruiser Bundera J7 2.4 D LJ70, 2.4 TD LJ70, LJ73, 2.4 TD LJ70	9678	193
Land Cruiser Hardtop J7 2.4 TD LJ77	9678	193
Land Cruiser Prado	1813	186
Landcruiser 3.0 TD - D-4D	1097	175
Lite Ace	0184	153
Lite- Ace 2.0 D	1097	175
Lite-Ace 1.5	0809	167
Liteace 1.5	0841	168
Mark2	0140	153
Mark2	0327	156
MR 2	0947	171
MR 2	1722	183
MR-2 1.6 GT	0809	167
MR-2 2.0	1211	177
MR2	9186	192
Paseo	0809	167
Pick Up	0184	153
Pick Up L4 2.0L 1968cc	0353	156
Picnic 2.0	1211	177
Picnic 2.0	12609	193
R-2 GT-Turbo 2.0	12609	193
RAV 4 III 2.2 D-4D	1884	188
RAV-4 2.0	1211	177
RAV-4 2.0	12609	193
Sprinter 1.6	0140	153
Sprinter	0184	153
Sprinter 1.6	0327	156
Sprinter 1.3L 1290cc	0353	156
Starlet 1.0, 1.2	0184	153
Starlet	0498	160
Starlet 1.0 / 1.2 / 1.3	0809	167
Starlet L4 1.5L 1452cc	0353	156
Tacoma	0818	167
Tagora TD	0406	157
Tercel	0809	167
Tercel	0947	171
Tercel	1722	183
Tercel 1300	0353	156
Tercel 1500	0353	156

Toyota	Nº ZEN	Pg.
Tercel L4 1.5L 1452cc 3AC	0353	156
Tercel L4 1.5L 1456cc 3E	0353	156
Tercel L4 1.9L 1858cc 113cid	0353	156
Truck Pick Up L4	0353	156
Truck Pick Up L4 1.9L 1858cc	0353	156
Truck Pick Up L4 1.9L 1897cc 116cid	0353	156
Truck Pick Up L4 1.9L 1898cc	0353	156
Truck Pick Up L4 2.0L 1968cc 120cid	0353	156
Truck Pick Up L4 2.2L 2189cc	0353	156
Twin Cam 1.6 GT16V	0809	167
Yares	0809	167
Yares	0830	168
Yaris Verso NC/LP2 1.4 D-4D NLP22	9678	193

Triumph	Nº ZEN	Pg.
2000	0412	158
2500	0412	158
Dolomite	0170	192
Dolomite	0171	192
Spitfire	0170	192
Spitfire	0171	192
Toledo	0170	192
Toledo	0171	192
TR 6	0412	158

Troller	Nº ZEN	Pg.
T4 MWM	1063	174
T4	1550	179
T4	1635	181

TVR	Nº ZEN	Pg.
3000	0412	158
Vixen	0412	158
Vixen 1300	0380	192

Universal	Nº ZEN	Pg.
Engine Marine 5421 Kubota D850 21 HP, 3 cil Dsl	0353	156
Engine Marine M25 Kubota D850 21 HP, 3 cil Dsl	0353	156
Engine Marine M25 XP Kubota D950 23HP, 3 cil Dsl	0353	156
Engine Marine M25 XPA Kubota D950 23HP, 3 cil Dsl	0353	156

Vagan	Nº ZEN	Pg.
Especial/Special	1509	178

Valmet	Nº ZEN	Pg.
10	0028	151
101	0366	157
102	0366	157
103	0366	157
104SU	0366	157
1051	0366	157
1052	0366	157
1053	0366	157
1054SU	0366	157
11	0028	151
110 225-6 5.7	1073	174
110ID MWM-D 225-6	0028	151
110KVA	0087	192
112	0366	157

Valmet	Nº ZEN	Pg.
113DAN	0366	157
115KVA	0087	192
118 D229-6 5.9	1073	174
118 PID A 229-6 TV Alc. 5.9	1073	174
12.5	0366	157
125KVA	0087	192
128 4X4 D 229-6 VS	1073	174
128 4X4 PID A 229-6 Alcool	1073	174
128 D229-6 VS 5.9	1073	174
15	0028	151
15	0366	157
150KVA (V1308)	0087	192
18	0366	157
195	0366	157
198	0366	157
20	0366	157
20KVA	0447	158
22	0028	151
24	0366	157
25	0366	157
295	0366	157
298	0366	157
30	0028	151
30	0366	157
32.5	0366	157
35	0028	151
395SV	0366	157
50DA	0028	151
62ID MWM-D 225-3	0028	151
65ID MWM-D 225-3	0028	151
68	0028	151
68 Cafeeiro	0028	151
68 Especial MWM-D 229-3	0028	151
85ID MWM-D 229-3	0028	151
885	0392	157
HR392A	0447	158
HR488 HT2	0366	157
HR488H	0447	158
HR488HT	0447	158
HR488HTA	0447	158
HR492A	0447	158
HR492HT	0447	158
HR688H	0392	157
HR688HT	0392	157
HT9	0447	158
T1054SU	0366	157
Trator MWM 3, 4 e 6 cil	0085	152
Trator	1224	177
Trator 1180S com motor Valtra (importado)	0392	157
Trator 1380S com motor Valtra (importado)	0392	157
Trator 1680S com motor Valtra (importado)	0392	157
Trator 885S com motor Valtra (importado)	0392	157
Trator 985S com motor Valtra (importado)	0392	157
Valtra 785	1073	174
Vauxhall	Nº ZEN	Pg.
Astra D	0474	159

Vauxhall	Nº ZEN	Pg.
Astra F Estate 1.7L T DSL	1556	179
Cavalier D	0474	159
Corsa 1.0 12V	1619	181
Corsa 1.2 16V	1619	181
Corsa 1.4 16V	1619	181
Corsa 1.6i	1619	181
Corsa 1.8 16V	1619	181
Cresta	0412	158
Especial/Special	1056	174
Firenza	0412	158
Magnum	0412	158
Magnum 1800	1188	176
Magnum 2300	1188	176
Omega 2.0 - 2.2 DTH	1109	175
Vectra 2.0 - 2.2 DTH - DTL	1109	175
Vectra B 1.7L T DSL	1556	179
Victor	0170	192
Victor	0171	192
Victor	0412	158
Victor FD 2000	1188	176
Victor FE 1800	1188	176
VX 1800-2300 M35	1188	176
Zafira 2.0 - 2.2 DI - DTI 1.6	1109	175
Versatile	Nº ZEN	Pg.
330	0205	153
Volkswagen	Nº ZEN	Pg.
11130	1073	174
12.170 BT 6BTAA	1691	182
13130	1073	174
13170 6BTAA	1691	182
13190 6BTAA	1691	182
14.170 BT 6BTAA	1691	182
1500 1.8	0714	164
15170 6BTAA	1691	182
16.170 6C	1691	182
16200 6BTAA	1691	182
17210	1090	174
17210 6BTAA	1691	182
24280 Motor Man	1921	189
6.80 com motor Perkins	0024	151
6.90	1073	174
7.90	1073	174
7110	1073	174
81	0025	151
Amarok 2.0 BiTDI	1768	184
Amarok 2.0 BiTDI 4motion	1768	184
Amarok 2.0 TDI	1768	184
Amarok 2.0 TDI 4motion	1768	184
Amazon Diesel	0420	158
Apollo	0753	165
Apollo Classic	0469	159
Apollo GL, GLS AP 1.8	0323	156
Beetle 2.0	0729	165
Beetle 1.9 TDI	0937	170
Beetle 2.0	1069	174
Beetle	1632	181

Volkswagen	Nº ZEN	Pg.
Beetle L4 2.0L 1984cc 121cid	1891	188
Bora 1.9 TDI	0937	170
Bora 1.8 T	1017	172
Bora 2.3 V5 4 Motion	1017	172
Bora 1.6, 2.0	1108	175
Bora 1.6 FSI	1632	181
Bora 2.0 FSI	1632	181
Bora 1.9 TDI	1655	181
Bora 1.6 Non-Turbo Gas (BWG	1891	188
Bora 1.6 Non-Turbo Gas (BWH)	1891	188
Bora 1.6 Non-Turbo Gas (CLS)	1891	188
Bora 2.0 Non-Turbo, Gas (CEN	1891	188
Bora 1.4 16V- 1.6 - 1.9 SDI - TDI - 2.3 V5-4motion	1926	190
Brasília 1.3 e 1.6 álcool e gasolina	0065	152
Brasília	0192	153
Brasília refrigerada a ar	0294	155
Brasília refrigerado a ar	0328	156
Bus/Eurovan 1.9 L	0937	170
Cabrio, GTD, GTI	0579	161
Cabriolet Carat L4 1.8	0579	161
Cabriolet Carat L4 1.8 gasolina	0579	161
Cabriolet Classic L4 1.8 gasolina	0579	161
Cabriolet Etienne Aigner L4 1.8 gasolina	0579	161
Caddy	0932	170
Caddy Diesel	1133	175
Caddy 1.4	1632	181
Caddy III 1.9 TDI	1910	189
Caddy I 1.6 D	1926	190
Caddy II 1.7 SDI - 1.9 D - SDI - TDI	1926	190
Caddy III 1.9TDI	1856	187
Caddy III 1.6 TDI START/STOP	1824	186
Caddy III 1.6 TDI START/STOP	1826	186
Caddy III 2.0 SDI	1823	186
California 1896ccm AXB 1.9 TDI	1814	186
California 1896ccm AXC 1.9 TDI	1814	186
California 1896ccm BRR 1.9 TDI	1814	186
California 1896ccm BRS 1.9 TDI	1814	186
Caminhão 13180 MWM	1090	174
Caminhão 15-160	12682	195
Caminhões Motor MWM Serie X-10 e 229	1784	185
Carat	0467	159
Caravelle 1.9	0937	170
Caravelle 2.5 e 2.8 TDI	1655	181
CC L4 2.0L 1984cc 121cid	1891	188
CC 1.8 TSI START/STOP	1826	186
City Golf 1.6	12690	195
Combi Enfriada por Água	0703	164
Corrado 2.9	0900	169
Corrado 2.9 VR6	1926	190
Corrado SLC V6 2.8 gasolina	0579	161
Corrado V6 V6 2.8 gasolina	0579	161
Crafter 2.0 TDI START/STOP	1824	186
Cross Up! 1.0 EA211	1934	190
Crossfox 1.6 EA211	1934	190
Dasher 1.5 D	0068	152
Derby	0068	152
Derby	0482	160

Volkswagen	Nº ZEN	Pg.
Eos 2.0 FSI	1685	182
Eos 2.0 TFSI - 2.0 TDI 16V - 3.2 V6	1856	187
Eos L4 2.0L 1984cc 121cid	1891	188
EOS 1.4 TSI START/STOP	1826	186
Eurovan	0639	162
Eurovan	0937	170
Eurovan Camper L5 2.5 gasolina	0579	161
Eurovan CL L5 2.5 gasolina	0579	161
Eurovan CV L5 2.5 gasolina	0579	161
Eurovan GL L5 2.5 gasolina	0579	161
Eurovan GLS L5 2.5 gasolina	0579	161
Eurovan MV	0579	161
Eurovan MV L5 2.5 gasolina	0579	161
Fox	1069	174
Fox	1468	178
Fox	1534	179
Fox	1712	183
Fox 1.0 (motor 3 cilindros)	1803	186
Fox 1.0 e 1.6	1893	188
Fox 1.0 e 1.6 EA211	1934	190
Furgão	0605	162
Fusca 1.6 (mod 94)	0065	152
Fusca 1200	0006	151
Fusca 1300	0006	151
Fusca Sedan 1.2	0006	151
G. IZQ. VW Sudafrica	12687	195
G2 2.0 Mi	12841	195
G31.8 2.0 Mi	12841	195
G4	1534	179
G5	1534	179
Gacel GL e GS Carat	0443	158
Gacel GL, GS	0467	159
Gol 1.3 e 1.6 álcool e gasolina	0065	152
Gol 1.6, 1.8, 2.0, C, CL, GL	0068	152
Gol 1.0i	0108	152
Gol 1.6	0108	152
Gol 1.8i	0108	152
Gol 1.8 a gasolina, álcool	0293	155
Gol refrigerado a ar	0294	155
Gol refrigerado a ar	0328	156
Gol	0467	159
Gol	0482	160
Gol 1.6 D	0866	169
Gol	1133	175
Gol 1.8	1223	177
Gol	1534	179
Gol 1.0 EA111	1893	188
Gol 1.6	1893	188
Gol 1.6 EA211	1934	190
Gol 2.0 Mi	12841	195
Gol 1000 Mi AP/AT	0933	170
Gol AP 1.6 Mi, 1.8 Mi e 2.0 Mi - 8V e 16V	0942	171
Gol Argentino	0742	165
Gol C, CL, GL refrigerado a água	0329	156
Gol G2 1.8 Mi	0866	169
Gol G2 2.0 Mi	0866	169
Gol G2 2.0i	0866	169



Volkswagen	Nº ZEN	Pg.
Gol G2 2.0 Mi	0925	170
Gol G2 1.0 MI	0933	170
Gol G2 1.0 MI 16V	0933	170
Gol G2 1.6 Mi	0942	171
Gol G2 1.0 MI	1222	177
Gol G2 1.8 Mi, 2.0Mi, 2.0i	12681	195
Gol G3	0866	169
Gol G3 1.6 MI	0925	170
Gol G3 1.8 MI	0925	170
Gol G3 2.0 MI	0925	170
Gol G3 1.0 MI	0933	170
Gol G3 1.0 MI 16V	0933	170
Gol G3 1.6	1177	176
Gol G3 1.0 16V Turbo	1222	177
Gol G3 1.0 MI	1222	177
Gol G3 1.0 MI 16V	1222	177
Gol G4	1741	183
Gol G5	1468	178
Gol G5	1712	183
Gol GTI	0579	161
Gol GTI 16V	0745	165
Gol GTI 16V	0925	170
Golf 1.1, 1.3	0068	152
Golf 1.5 D	0323	156
Golf 1.1, 1.3	0482	160
Golf 1.6, 1.8, Diesel	0579	161
Golf Turbo diesel	0619	162
Golf 1.8	0799	167
Golf 1.8	0900	169
Golf	0932	170
Golf	0933	170
Golf 2.0	0937	170
Golf	0972	172
Golf 1.8	1069	174
Golf 2.0	1069	174
Golf	1468	178
Golf 1.6	1534	179
Golf	1632	181
Golf 1.4 16V - 1.4 FSI - 1.6 FSI - 2.0 FSI	1632	181
Golf 1.9 TDI	1655	181
Golf	1712	183
Golf IV - V 3.2 R32 4motion	1856	187
Golf V - VI 1.9 TDI - 2.0 TDI - 16V - 4motion	1856	187
Golf V - VI 1.4 - 16V - FSI - 1.6 FSI	1890	188
Golf 1.6 Non-Turbo Gas (CLR)	1891	188
Golf L4 2.0L 1984cc 121cid GAS	1891	188
Golf 1.6	1893	188
Golf IV 1.9 TDI - 4motion	1910	189
Golf V 2.0 FSI - 1.9 TDI - 4motion - 2.0TDI	1910	189
Golf I 1.5 D - 1.6 D - 1.6 TD	1926	190
Golf III 1.9 D - SDI - TD - GTD - TDI - Syncro	1926	190
Golf III 2.0 - 2.8 VR6 - 2.9 VR6 Syncro	1926	190
Golf IV 1.4 16V - 1.6 - 2.3 V5 - 4motion	1926	190
Golf IV 1.9 SDI - TDI - 4motion	1926	190
Golf 1.4 EA211	1934	190
Golf 1.8, 1.8 G2, 1.8 G3	12690	195
Golf 4 Motion 1.8	1069	174

Volkswagen	Nº ZEN	Pg.
Golf A2	0702	164
Golf City L4 2.0L 1984cc 121cid	1891	188
Golf G2 1.8	0799	167
Golf G3 2.0 Syncro	0729	165
Golf G3 1.8	0799	167
Golf G3 1.9 TDI	0937	170
Golf G4 1.8	0729	165
Golf G4 1.4, 1.6, 1.8, 2.0	1108	175
Golf G4 1.4, 1.6, 1.8, 2.0 Variant	1108	175
Golf G4 1.8 GTI	1108	175
Golf G4 1.8 GTI Turbo	1108	175
Golf G4 GTI Turbo 1.8	1069	174
Golf G4 Variant 2.0	1069	174
Golf GTI 2.0	0799	167
Golf III 2.9 Syncro	0900	169
Golf IV 1.8 GTI Turbo	1017	172
Golf IV 2.8 V6	1017	172
Golf IV 1.9 TDI e 2.0 TDI	1823	186
Golf IV 3.2 R32 4Motion	1823	186
Golf V Touran 1.9 TDI e 2.0 TDI	1823	186
Golf VI 1.2 TFSI - 1.4 TSI START/STOP	1826	186
Golf VI 1.6 TDI - 4motion START/STOP	1826	186
Golf VI 1.6 TDI START/STOP	1824	186
Golf VII 1.2 TSI	1803	186
GTI L4 2.0L 1984cc 121cid	1891	188
IM1200	0323	156
IM127	0323	156
IM1300	0323	156
IM1302	0323	156
IM1303	0323	156
IM1500	0323	156
IM1600	0323	156
IM181	0323	156
IM411	0323	156
IM412	0323	156
Jetta 1.1, 1.3, 1.7 (USA)	0068	152
Jetta	0323	156
Jetta 1.3	0482	160
Jetta 1.8, Diesel, INJ, TD	0579	161
Jetta Turbo diesel	0619	162
Jetta	1632	181
Jetta 2.0 Total Flex	1685	182
Jetta 2.0 TSI	1685	182
Jetta 2.5	1685	182
Jetta Variant 2.5	1685	182
Jetta L4 2.0L 1984cc 121cid	1891	188
Jetta L4 2.0L 1984cc 121cid GAS	1891	188
Jetta L4 2.0L 1984cc 121cid Naturally Aspirated	1891	188
Jetta L4 2.0L 1984cc 121cid Turbocharged	1891	188
Jetta III 2.0 FSI - 1.9 TDI - 2.0TDI	1910	189
Jetta I 1.6 D - 1.6 TD	1926	190
Jetta A2 Standard	0702	164
Jetta III 1.4 TSI - 1.9 TDI - 2.0 TDI - 16V	1856	187
Jetta IV 1.2 TSI - 1.6 TDI START/STOP	1826	186
K 70	0345	156
Karmann Ghia	0006	151
Karmann Ghia	0191	153

Volkswagen	Nº ZEN	Pg.
Karmann Ghia	0192	153
Karmann Ghia TC 1600	0065	152
Kombi 1.2	0006	151
Kombi 1.5, 1.6	0065	152
Kombi	0068	152
Kombi 1.2, 1.3, 1.5	0191	153
Kombi 1.2, 1.3, 1.5	0192	153
Kombi	0229	154
Kombi refrigerada a ar	0294	155
Kombi refrigerado a ar	0328	156
Kombi com motor Passat diesel	0348	156
Kombi	0428	158
Kombi	0482	160
Kombi	0605	162
Kombi Refrigerada a água	0989	172
Kombi	1712	183
Logus	0729	165
Logus	0753	165
Logus 1.6, 1.6i, 1.8, 1.8i, 2.0, 2.0i, 2.0Mi	12685	195
LT 28	0108	152
LT 31	0108	152
LT 35	0108	152
LT 40	0108	152
LT 45	0108	152
LT TD	0844	168
LT TD	9526	193
LT28	0228	154
LT28	0392	157
LT28	0631	162
LT28	0857	169
LT31	0228	154
LT31	0392	157
LT31	0631	162
LT31	0857	169
LT35	0228	154
LT35	0392	157
LT35	0631	162
LT35	0857	169
LT40	0228	154
LT40	0631	162
LT40	0857	169
LT45	0228	154
LT45	0631	162
LT45	0857	169
LT50 D Turbo	0631	162
LT50	0857	169
LT50D	0228	154
Lupo	1223	177
Lupo 1.0, 1.4L	1484	178
Lupo	1534	179
Lupo 1.4 TDI	1926	190
Multivan	0937	170
Multivan 2.0	1632	181
Multivan V 1.9 TDI	1910	189
Multivan 3.2 V6 4Motion	1823	186
Multivan V 2.0 TDI START/STOP	1826	186
New Beetle	0932	170

Volkswagen	Nº ZEN	Pg.
New Beattie 1.9 TDI	1856	187
New Beetle 1.8, 2.0	1108	175
New Beetle 1.9 TDI	1926	190
Parati 1.5 e 1.6 C, CL, GL	0068	152
Parati	0860	169
Parati	0866	169
Parati	0933	170
Parati	1534	179
Parati 1.6, 1.8	12681	195
Parati 2.0 Mi	12841	195
Parati AP 1.6 Mi, 1.8 Mi e 2.0 Mi - 8V e 16V	0942	171
Parati C, CL, GL refrigerado a água	0329	156
Parati G2 1.8Mi, 1.8i, 2.0Mi, 2.0i	12681	195
Parati G3 1.6	1177	176
Parati G3 1.0 MI 16V	1222	177
Parati G3 1.0 MI 16V Turbo	1222	177
Parati G3 1.8Mi, 2.0Mi	12681	195
Parati GLS	0108	152
Parati III 1.8 Mi e 2.0 Mi	1223	177
Passat 1.3, D1.5, 1.5, 1.6	0068	152
Passat 1.6	0323	156
Passat refrigerado a água / 1.5, 1.6	0329	156
Passat Diesel turbo	0420	158
Passat	0474	159
Passat 1.6, 1.8	0482	160
Passat 1.6, 2.0	0900	169
Passat 2.9 Syncro	0900	169
Passat	0937	170
Passat 1.9 Diesel	0972	172
Passat 1.9 TDI	1067	174
Passat 2.5 TDI	1631	181
Passat 2.0 FSI	1685	182
Passat 2.0 TSI	1685	182
Passat 3.2 FSI - 3.6 R36 4motion	1856	187
Passat CC 1.9TDI - 2.0TDI - 16V - 4motion	1856	187
Passat L4 2.0L 1984cc 121cid	1891	188
Passat 1.9 TDI	1910	189
Passat 1.6 TD - 1.9 D - TD - TDI - Syncro/4motion	1926	190
Passat 2.0 - 2.3 VR5 - Syncro/4motion	1926	190
Passat 2.8 VR6 - 2.9 VR6 Syncro	1926	190
Passat 1.9 TDI	1930	190
Passat 2.0 (Importado)	12690	195
Passat 1.4 TSI - Eco/MultiFuel START/STOP	1826	186
Passat 1.6 TDI - 2.0 TDI START/STOP	1826	186
Passat 1.6 TDI e 2.0 TDI START/STOP	1824	186
Passat 1.8 TSI - ALLTRACK START/STOP	1826	186
Passat Alemão	0729	165
Passat Alemão	0799	167
Passat Alemão	0925	170
Passat Alemão	1619	181
Passat GTS Pointer 1.8 5cil. a álcool	0108	152
Pick Up 1.5, 1.6	0065	152
Pick Up 1.6	0068	152
Pick Up 1.2, 1.3, 1.5	0191	153
Pick Up 1.2, 1.3, 1.5	0192	153
Pick Up	0605	162
Pointer	0639	162

Volkswagen	Nº ZEN	Pg.
Pointer Audi 827 - 1.8 e 2.0	0860	169
Pointer 1.6, 1.6i, 1.8, 1.8i, 2.0, 2.0i, 2.0Mi	12685	195
Polo	0068	152
Polo Diesel 1.0, 1.3	0482	160
Polo	0639	162
Polo	0797	167
Polo	0932	170
Polo 1.9 TDI	0937	170
Polo	0972	172
Polo 1.0 16V	1069	174
Polo 1.6	1069	174
Polo 2.0	1069	174
Polo 1.6, 1.8	1108	175
Polo	1468	178
Polo 1.0, 1.4L	1484	178
Polo	1534	179
Polo 1.4 16V - 1.4 FSI	1632	181
Polo 2.0R WRC	1803	186
Polo 1.2 - 12V - TSI - 1.4 - 16V - FSI - 1.6 - 16V	1890	188
Polo 1.0 EA111	1893	188
Polo 1.6	1893	188
Polo 2.0 - 1.4 TDI - 1.9 TDI	1910	189
Polo 1.4 TDI - 1.6 - 1.9 SDI - TDI	1926	190
Polo 1.2 - TSI - 1.4 TSI START/STOP	1826	186
Polo 1.2 - TSI START/STOP	1826	186
Polo 1.2 TDI - 1.4 TDI - 1.6 TDI START/STOP	1826	186
Polo 1.2 TDI e 1.6 TDI START/STOP	1824	186
Polo Classic	0729	165
Polo Classic 2.0	0860	169
Polo Sedan 1.0 e 1.6	1893	188
Quantum 1.8 e 2.0 CL, GL, GLS	0108	152
Quantum	0474	159
Quantum 1.8 Mi e 2.0 Mi	1223	177
Quantum 1.8Mi, 1.8i, 2.0Mi, 2.0i	12681	195
Quantum 1.8, 2.0 Mi	12841	195
Quantum Mi 1.8, 2.0	0866	169
R32 V6 3.2L 3189cc 195cid	1891	188
Rabbit 1.7	0068	152
Rabbit diesel	0323	156
Santana 1.8 e 2.0 CL, GL, GLS	0108	152
Santana 1.8 a gasolina, álcool	0293	155
Santana Diesel turbo	0420	158
Santana	0467	159
Santana	0474	159
Santana	0482	160
Santana 1.8 Mi e 2.0 Mi	1223	177
Santana 1.8Mi, 1.8i, 2.0Mi, 2.0i	12681	195
Santana 1.8, 2.0 Mi	12841	195
Santana Mi	0866	169
Satation Wagon Diesel (USA) 1.6	0482	160
Saveiro 1.6 álcool e gasolina	0065	152
Saveiro 1.6 CL, GL	0068	152
Saveiro 1.8 álcool e gasolina	0108	152
Saveiro 1.8 a gasolina, álcool	0293	155
Saveiro refrigerado a ar	0294	155
Saveiro refrigerado a ar	0328	156
Saveiro Diesel	0348	156

Volkswagen	Nº ZEN	Pg.
Saveiro	0866	169
Saveiro	1534	179
Saveiro	1712	183
Saveiro 1.6	1893	188
Saveiro 1.6 EA211	1934	190
Saveiro 1.8	12681	195
Saveiro AP 1.6 Mi, 1.8 Mi e 2.0 Mi - 8V e 16V	0942	171
Saveiro CL, GL, refrigerado a água	0329	156
Saveiro G2 1.6Mi, 1.8 Mi, 2.0Mi	12681	195
Saveiro G3 1.6	1177	176
Saveiro G3 1.6Mi, 1.8 Mi, 2.0Mi	12681	195
Saveiro G3 1.6/1.8/2.0 Mi	12841	195
Saveiro III 1.8 Mi e 2.0 Mi	1223	177
Scirocco 1.1, 1.3, 1.6, 1.7 (USA)	0068	152
Scirocco	0323	156
Scirocco	0482	160
Scirocco 2.0 TDI	1856	187
Scirocco 1.4 TSI START/STOP	1826	186
Sedan 1.3 e 1.6 álcool e gasolina	0065	152
Sedan 1.2, 1.3, 1.5	0191	153
Sedan 1.2, 1.3, 1.5	0192	153
Sedan 1.3, 1.5, 1.6 refrigerado a ar	0294	155
Sedan refrigerado a ar / 1.3, 1.5, 1.6	0328	156
Sedan 1200	0131	153
Sedan 1300	0131	153
Sedan 1500	0131	153
Sedan 1600	0131	153
Senda Diesel	0348	156
Senda	0467	159
Senda	0866	169
Senda Saveiro	1133	175
Sharan 2.8	0900	169
Sharan 1.9 TDI	0937	170
Sharan 1.8 T 20V	1017	172
Sharan 1.8T, 2.0	1108	175
Sharan 1.9 TDI	1655	181
Sharan 2.8 VR6 - Syncro - 1.9 TDI	1926	190
Syncro	0579	161
SP1	0065	152
SP1	0191	153
SP1	0192	153
SP2	0065	152
SP2	0191	153
SP2	0192	153
Spacefox	1712	183
Spacefox 1.6	1893	188
Spacefox 1.6 EA211	1934	190
Syncro 4 Motion	1631	181
T-Cross 1.0 e 1.4	1934	190
Taro	1215	177
TC1600	0065	152
TC1600	0191	153
TC1600	0192	153
Tiguan 2.0 TSI 4Motion	1685	182
Tiguan L4 2.0L 1984cc 121cid	1891	188
TL 2.4 diesel	0851	168
TL1600	0065	152

Volkswagen	Nº ZEN	Pg.
TL1600	0191	153
TL1600	0192	153
Touareg	1223	177
Touran 1.6 - 1.6 FSI - 2.0 FSI	1632	181
Touran 1.9 TDI - 2.0 TDI - 16V	1856	187
Touran 2.0 FSI - 1.9 TDI - 2.0 TDI	1910	189
Touran 1.6 TDI START/STOP	1824	186
Touran 1.6 TDI START/STOP	1826	186
Transporter 1.2	0119	152
Transporter 1.5, 1.6	0131	153
Transporter 1.6, 1.9, 2.0	0229	154
Transporter 1.3, 1.7, 1.8	0323	156
Transporter 1.6 Diesel	0482	160
Transporter 2.0	1108	175
Transporter 2.0	1632	181
Transporter 1900	1814	186
Transporter V 1.9 TDI	1910	189
Transporter IV 2.0 - 2.5 - Syncro - 2.8 V6 - VR6	1926	190
Transporter IV 2.4 D - Syncro - 2.5 TDI - Syncro	1926	190
Transporter 1.9 TDI	1823	186
Transporter 1600	0428	158
Transporter 1700	0428	158
Transporter V 2.0 TDI START/STOP	1826	186
Up! 1.0	1803	186
Up! 1.0 EA211	1934	190
Van 1.6 Mi	12685	195
Vanagon L4 1.6L 1588cc 97cid Diesel	0428	158
Variant	0191	153
Variant	0192	153
Variant 2.9 Syncro	0900	169
Variant 1.9 TDI	1067	174
Variant I	0065	152
Variant II	0065	152
Vento 2.8	0900	169
Vento 2.0 - 2.8 VR6 - 1.9 D - SDI - TD - TDI	1926	190
Vento TDI 1.9	0937	170
Voyage 1.5 e 1.6 CL, GL	0068	152
Voyage	0482	160
Voyage	1534	179
Voyage	1712	183
Voyage 1.0 e 1.6	1893	188
Voyage 1.8	12681	195
Voyage C, CL, GL refrigerado a água	0329	156
Voyage GLS 1.8 álcool e gasolina	0108	152
VW11130	0085	152
VW13130	0085	152
Volvo	Nº ZEN	Pg.
100100	0227	154
100200	0227	154
106SU MH 11	0367	157
114 Dan	0367	157
1154 Dans	0367	157
1154M 12.8	0367	157
1156 Dans	0367	157
1156M 12.8	0367	157
116 Dan	0367	157

Volvo	Nº ZEN	Pg.
121	0015	151
121	0080	152
121	0227	154
122	0015	151
122	0080	152
122	0227	154
123	0227	154
140	0080	152
140	0108	152
142	0080	152
142	0108	152
144	0080	152
144	0108	152
144	0227	154
145	0080	152
160	0108	152
164	0080	152
164	0108	152
1800	0080	152
210	0227	154
221	0080	152
221	0227	154
222	0080	152
240	0108	152
240 2.4 D	0631	162
240 Séries 2.4L - 2383cc (D24)	9702	193
240 D	0844	168
240 D, 740 TD, 940 TD	9526	193
240D5	0228	154
240D6	0228	154
244 L4 2.3L 2316cc	0537	161
245 L4 2.3L 2316cc	0537	161
340	0108	152
345	1187	176
360	0108	152
406	0118	152
407	0118	152
440	1209	177
460	1209	177
480	1209	177
50KVA	0367	157
70KVA	0367	157
740 2.0 e 2.3	0482	160
740 L4 2.3L 2316cc	0537	161
740 2.4 D	0631	162
740 Séries 2.4L - 2383cc (D24T)	9702	193
740 TD	0844	168
760	0108	152
760 turbo diesel	0228	154
760 L4 2.3L 2316cc	0537	161
760 2.4 TD	0631	162
760 Séries 2.4L - 2383cc (D24, D24T)	9702	193
850	1882	188
940 TD	0844	168
AQ90	0227	154
AQ95	0227	154
B6 série DR860-861	0367	157

Volvo	Nº ZEN	Pg.
C30	1882	188
C30 2000, D4204T	1714	183
C303	0227	154
C304	0227	154
C306	0227	154
C70 II 2000, D4204T	1714	183
Caminhão 59	0087	192
Caminhão B10M	0087	192
Caminhão B58	0087	192
Caminhão F10	0087	192
Caminhão F88	0087	192
Caminhão FB88	0087	192
Caminhão G88.T	0087	192
Caminhão N	0087	192
Caminhão N10	0087	192
Caminhão N12	0087	192
Caminhão NB88TS	0087	192
Caminhão NL10210	0087	192
Caminhão NL10340	0087	192
Caminhão NL12400	0087	192
Caminhão R	0087	192
Caminhão T	0087	192
Chassi p/ ônibus B10M	0087	192
Chassi p/ ônibus B58E	0087	192
DR860	0035	192
DR860T	0035	192
Especial/Special	0244	154
Especial/Special	0302	155
Especial/Special	1056	174
Europe Car 240 Séries 1800	0537	161
Europe Car 240 Séries 2000	0537	161
Europe Car 240 Séries 2000, Turbo	0537	161
Europe Car 240 Séries 2100, Turbo	0537	161
Europe Car 240 Séries 2300	0537	161
Europe Car 360 Séries 2000	0537	161
Europe Car 740 Séries 2000	0537	161
Europe Car 740 Séries 2000, Turbo	0537	161
Europe Car 740 Séries 2300	0537	161
Europe Car 740 Séries 2300, Turbo	0537	161
Europe Car 760 Séries 2000, Turbo	0537	161
Europe Car 760 Séries 2300, Turbo	0537	161
Europe Car 940 Séries 2000	0537	161
Europe Car 940 Séries 2000, Turbo	0537	161
Europe Car 940 Séries 2300	0537	161
Europe Car 940 Séries 2300, Turbo	0537	161
Europe Car 960 Séries 2300, Turbo	0537	161
F82	0118	152
F83S	0118	152
F84	0367	157
F85	0367	157
F86	0367	157
F87	0367	157
FE 7100cc	1921	189
FE II	1921	189
FL II	1921	189
FL III 7146cc	1921	189
FL4 série	0367	157

Volvo	Nº ZEN	Pg.
LM1240	0035	192
LM1240	0367	157
LM641	0367	157
LM840	0035	192
LM841	0367	157
LM845	0367	157
LM846	0367	157
Motor Estacionário com motor Indenor XDP 4.90 e 6.90	0216	154
Motor Marine com motor Indenor XDP 4.90 e 6.90	0216	154
P1800S	0227	154
Penta	0111	152
S40	0787	166
S40	1209	177
S40 2000, D4204T	1714	183
S60	1882	188
S950	0035	192
SM868	0035	192
SM880	0367	157
T650	0367	157
T800	0035	192
T800	0367	157
T810	0367	157
T814	0035	192
T814	0367	157
V40	1209	177
V50 2000, D4204T	1714	183
VHK116	0035	192
VHK118	0035	192
VHK118	0367	157
VHK310	0035	192
Volvo 400 TD	1023	173
Volvo 460 TD	1023	173
XC60	1882	188
XC90	1882	188

Westerbeke	Nº ZEN	Pg.
108B Six 6 cil Diesel	0649	163
108C Six 6 cil, 247ci 4.1L Diesel	0649	163
16.0 BED 4 cil Diesel	0649	163
64A Four 4 cil, 182ci 3.0L Diesel	0649	163
71C Four 4 cil, 154ci 2.5L Diesel	0649	163
82B Four 4 cil, 182ci 3.0L Diesel	0649	163
90A Four 4 cil, 211ci 3.5L Diesel	0649	163
GCX40 Perkins Diesel Engines	0649	163
GCX50 Perkins Diesel Engines	0649	163
GPX35D Perkins Diesel Engines	0649	163
GPX40D Perkins Diesel Engines	0649	163
GPX50D Perkins Diesel Engines	0649	163

Westward	Nº ZEN	Pg.
7000 Perkins Diesel	0649	163

Willys	Nº ZEN	Pg.
Aero Willys	0005	151
Especial/Special	0674	163
Itamaraty	0005	151
Itamaraty	0056	152
Jeep	0005	151

Willys	Nº ZEN	Pg.
Jeep	0020	151
Jeep	0056	152
Jeep Georgia	0082	152
Jeep	0104	152
Jeep	1184	176
Linha Willys	0032	192
Linha Willys	1216	192
Pick Up	0005	151
Pick Up	0104	152
Pick Up	0115	152
Pick Up	0806	167
Rural	0005	151
Rural	0056	152
Rural com motor 4 cil	0104	152
Rural	0115	152
Utilitário Jeep	0115	152
Wolseley	Nº ZEN	Pg.
18/22 Séries	0412	158
18/85 Séries	0412	158
Six	0412	158
Yale	Nº ZEN	Pg.
Empilhadeira	0818	167
Especial/Special	0957	171
Especial/Special	12658	193
Especial/Special	12659	193
Yanmar	Nº ZEN	Pg.
2YM15 2 cil Diesel	1556	179
3JH3 3 cil Diesel	1556	179
3JH3E 3 cil Diesel	1556	179
3JH3E-YEU 3 cil Diesel	1556	179
3JH4E 3 cil Diesel	1556	179
3TNE88	1556	179
3YM20 3 cil Diesel	1556	179
3YM30 1.1L/68CI 3 cil Diesel	1556	179
4JH3E 4 cil Diesel	1556	179
4TNE88	1556	179
Diesel 4JH-3	1556	179
Engine Marine 1GM10L 1 cil, 19.41ci, 0.318L Diesel	0691	164
Engine Marine 1GM10VE 1 cil, 19.41ci, 0.318L Diesel	0691	164
Engine Marine 1GMY 1 cil, 19.41ci, 0.318L Diesel	0691	164
Engine Marine 2GMFL 2 cil Diesel	0691	164
Engine Marine 2GMFY(E)-E 2 cil Diesel	0691	164
Engine Marine 2GML 2 cil Diesel	0691	164
Engine Marine 2GMYE-EC 2 cil Diesel	0691	164
Engine Marine 3GMFY 3 cil Diesel	0691	164
Engine Marine 3GMLE 3 cil Diesel	0691	164
Engine Marine 3HM 3 cil Diesel	0785	166
Engine Marine 3HM35 3 cil Diesel	0785	166
Engine Marine 3HMF 3 cil Diesel	0785	166
Engine Marine 4JH 4 cil Diesel	0785	166
Engine Marine 4JH-DTE 4 cil Diesel	0785	166
Engine Marine 4JH-HT 4 cil Diesel	0785	166
Engine Marine 4JH-HT-Z 4 cil Diesel	0785	166
Engine Marine 4JH-T 4 cil Diesel	0785	166
Engine Marine 4JH-TE 4 cil Diesel	0785	166

Yanmar	Nº ZEN	Pg.
Engine Marine 4JH-TZ 4 cil Diesel	0785	166
Engine Marine 4JHE 4 cil Diesel	0785	166
Engine Marine 4JHZ 4 cil Diesel	0785	166
Engine Marine KBW-20 0000	0785	166
Engine Marine KBW-21 0000	0785	166
Engines Industrial 3D84-1C	0785	166
Engines Industrial 3T90L	0785	166
Especial/Special	0644	162
Micro trator	1030	173
Micro Trator 1030	0108	152
Micro Trator TC11	0108	152
Motor Estacionário BT22	0118	152
Motor Estacionário BT33	0118	152
Motor Estacionário BTD22	0118	152
Motor Estacionário BTD33	0118	152
TC11 Super (NS 11)	0108	152
Tractor Engine YM1700 2TR17	0691	164
Tractor Engine YM2000 2TR20	0691	164
Tractor YM2210 2T90 Engine	0785	166
Tractor YM2610 3T80D Engine	0785	166
Tractor YM3000 3T84 Engine	0785	166
Trator 1050D	0118	152
Trator 1050D 4x4	0118	152
Yanmar Engine Marine	Nº ZEN	Pg.
1GM	0349	156
1GM 1 cil 19.41ci, 0.318L Diesel	0349	156
1GM10 1 cil, 19.41ci, 0.318L Diesel	0349	156
1GM10C 1 cil, 19.41ci, 0.318L Diesel	0349	156
2GM	0349	156
2GM 2 cil Diesel	0349	156
2GM20 2 cil, 38.81ci, 0.636L Diesel	0349	156
2GMF 2 cil Diesel	0349	156
3GM	0349	156
3GM 3 cil Diesel	0349	156
3GM30 3 cil Diesel	0349	156
3GMD 3 cil Diesel	0349	156
3GMF 3 cil Diesel	0349	156
F1400 DF	0419	158
KM2A 0000	0349	156
KM2C 0000	0349	156
KM2P 0000	0349	156
KM3A 0000	0349	156
KM3P 0000	0349	156
KM3V 0000	0349	156
Rastrojero com Motor D4M	0709	164
Zastava	Nº ZEN	Pg.
Especial/Special	1056	174
ZEN	Nº ZEN	Pg.
Especial/Special	1351	178
Especial/Special	1575	180
Kit Reparo 12694	12681	195
Kit Reparo 12694	12683	195
Kit Reparo 12694	12685	195
Kit Reparo 12694	12689	195
Kit Reparo 12694	12690	195

ZEN	Nº ZEN	Pg.
Kit Reparo 12694	12841	195
Kit Reparo 12695	12675	195
Kit Reparo 12695	12682	195
Kit Reparo 12695	12687	195
Kit Reparo 12695	12692	195
Kit Reparo 12718	12717	195
Kit Reparo 12721	12720	195
Planetária ZEN 12689	0855	169
Reparo 12693	12681	195
Reparo 12693	12683	195
Reparo 12693	12685	195
Reparo 12693	12689	195
Reparo 12693	12690	195
Reparo 12693	12841	195
Reparo 12719	12717	195
Reparo 12722	12720	195
Utiliza pinhão ZEN 10049	1863	187
Utiliza Pinhão ZEN 12658	0957	171
Utiliza Pinhão ZEN 12659	0957	171
Utiliza pinhão ZEN 12812	1046	173
Utiliza pinhão ZEN 12812	1047	173
Utiliza Pinhão ZEN 12967	1808	186
Utiliza Pinhão ZEN 13224	1608	180
Utiliza Pinhão ZEN 9186	0818	167
Utiliza Pinhão ZEN 9186	0947	171
Utiliza Pinhão ZEN 9186	1722	183
Utiliza Pinhão ZEN 9301	1827	186
Utiliza Pinhão ZEN 9307	0750	165
Utiliza Pinhão ZEN 9488	0737	165
Utiliza Pinhão ZEN 9492	0817	167
Utiliza Pinhão ZEN 9506	1555	179
Utiliza Pinhão ZEN 9527	0790	166
Utiliza Pinhão ZEN 9528	0791	166
Utiliza Pinhão ZEN 9566	0844	168
Utiliza Planetária 12681	0866	169
Utiliza Planetária 12720	10003	191
Utilizado com Impulsor ZEN 0866	12681	195
Utilizado no Impulsor ZEN 1827	9301	192
Utilizado no Impulsor 0957	12658	193
Utilizado no Impulsor 0957	12659	193
Utilizado no Impulsor ZEN 0750	1201	176
Utilizado no Impulsor ZEN 0750	1221	177
Utilizado no Impulsor ZEN 0750	9307	192
Utilizado no Impulsor ZEN 0790	9527	193
Utilizado no Impulsor ZEN 0792	9526	193
Utilizado no Impulsor ZEN 0793	1207	177
Utilizado no Impulsor ZEN 0793	9525	193
Utilizado no impulsor ZEN 0816	1201	176
Utilizado no impulsor ZEN 0817	1201	176
Utilizado no impulsor ZEN 0818	1201	176
Utilizado no Impulsor ZEN 0921	1215	177
Utilizado no Impulsor ZEN 0946	1215	177
Utilizado no Impulsor ZEN 0947	1215	177
Utilizado no Impulsor ZEN 0947 e ZEN 0818	9186	192
Utilizado no Impulsor ZEN 0954	1201	176
Utilizado no Impulsor ZEN 0954	1221	177
Utilizado no Impulsor ZEN 1097	1215	177

ZEN	Nº ZEN	Pg.
Utilizado no Impulsor ZEN 1555	9506	193
Utilizado no Impulsor ZEN 1601	1215	177
Utilizado no Impulsor ZEN 1602	12675	195
Utilizado no Impulsor ZEN 1608	1947	190
Utilizado no Impulsor ZEN 1667	13021	194
Utilizado no Impulsor ZEN 1831	9402	192
Utilizado nos Impulsores ZEN 0817 e 1566	9492	192
Utilizado com Impulsor ZEN 1635	12682	195
ZEN 1046 e 1047	12812	193

Accurate	Nº ZEN	Pg.
4798798	9702	193
Ace	Nº ZEN	Pg.
4798	9702	193
AES New	Nº ZEN	Pg.
1946	9702	193
AIM	Nº ZEN	Pg.
SJ0779A	9702	193
Allis Chalmers	Nº ZEN	Pg.
2201850102	0376	157
2201850192	0376	157
22018501030	0376	157
Amsco	Nº ZEN	Pg.
HT230	9702	193
Arrowhead	Nº ZEN	Pg.
SFD5027	1871	187
SHI5308	9702	193
Bedford	Nº ZEN	Pg.
91118533	0686	164
Bendix	Nº ZEN	Pg.
281025	0463	159
286942	0244	154
289862	0245	154
293398	0244	154
293422	0463	159
294698	0244	154
295883	0244	154
297440	0244	154
299033	0189	153
299955	0189	153
302613	0245	154
303300	0244	154
303710	0244	154
305949	0244	154
307049	0244	154
309008	0244	154
310626	0404	157
310629	0189	153
313910	0189	153
314529	0404	157
324565	0189	153
325228	0189	153
325231	0248	155
325232	0285	155
327585	0574	161
331025	0574	161
331032	0574	161
333418	0217	154
344511	0243	154
Bosch	Nº ZEN	Pg.
900118103	0745	165
1005821321	12786	195
1006200042	12683	195
1006200063	12786	195
1006200110	12683	195
1006200128	12690	195

Bosch	Nº ZEN	Pg.
1006208030	0015	151
1006208036	0015	151
1006209010	0015	151
1006209011	0015	151
1006209012	0044	151
1006209013	0015	151
1006209014	0044	151
1006209015	0015	151
1006209016	0015	151
1006209017	0044	151
1006209029	0080	152
1006209030	0223	154
1006209031	0080	152
1006209032	0223	154
1006209034	0080	152
1006209039	0223	154
1006209040	0080	152
1006209047	0080	152
1006209049	0223	154
1006209051	0080	152
1006209052	0080	152
1006209053	0080	152
1006209055	0080	152
1006209056	0223	154
1006209058	0080	152
1006209059	0119	152
1006209060	0119	152
1006209061	0131	153
1006209066	0080	152
1006209067	0119	152
1006209071	0223	154
1006209080	0139	153
1006209081	0300	155
1006209101	0080	152
1006209102	0131	153
1006209104	0131	153
1006209105	0223	154
1006209108	0362	157
1006209110	0223	154
1006209117	0119	152
1006209119	0119	152
1006209123	0015	151
1006209124	0015	151
1006209125	0044	151
1006209127	0080	152
1006209140	0223	154
1006209161	0131	153
1006209162	0065	152
1006209295	0900	169
1006209320	0119	152
1006209321	0119	152
1006209322	0119	152
1006209323	0119	152
1006209324	0119	152
1006209325	0119	152

Bosch	Nº ZEN	Pg.
1006209329	0119	152
1006209332	0080	152
1006209339	0131	153
1006209400	0068	152
1006209401	0325	156
1006209402	0221	154
1006209403	0307	155
1006209404	0108	152
1006209405	0068	152
1006209406	0361	156
1006209410	0108	152
1006209412	0068	152
1006209414	0108	152
1006209416	0108	152
1006209417	0068	152
1006209423	0229	154
1006209424	0323	156
1006209425	0111	152
1006209427	0108	152
1006209428	0361	156
1006209429	0222	154
1006209431	0065	152
1006209436	0417	158
1006209437	0220	154
1006209439	0139	153
1006209441	0345	156
1006209444	0300	155
1006209445	0325	156
1006209447	0108	152
1006209448	0442	158
1006209449	0361	156
1006209462	0108	152
1006209463	0108	152
1006209466	0361	156
1006209469	0857	169
1006209470	0857	169
1006209471	0108	152
1006209472	0361	156
1006209473	0857	169
1006209475	0292	155
1006209477	0292	155
1006209500	0420	158
1006209501	0406	157
1006209502	0428	158
1006209503	0482	160
1006209504	0482	160
1006209506	0482	160
1006209509	0482	160
1006209510	0520	160
1006209513	0482	160
1006209516	0520	160
1006209519	0633	162
1006209522	0619	162
1006209523	0572	161
1006209524	0573	161

Bosch	Nº ZEN	Pg.
1006209526	0482	160
1006209527	0532	160
1006209528	0482	160
1006209530	0482	160
1006209531	0482	160
1006209533	0482	160
1006209534	0475	160
1006209535	0798	167
1006209536	0482	160
1006209537	0520	160
1006209538	0630	162
1006209539	0630	162
1006209541	0800	167
1006209543	0579	161
1006209544	0579	161
1006209545	0520	160
1006209546	0575	161
1006209547	0475	160
1006209548	0482	160
1006209549	0475	160
1006209551	0794	167
1006209552	0639	162
1006209553	0900	169
1006209554	0475	160
1006209558	0900	169
1006209559	0475	160
1006209560	0962	171
1006209561	0641	162
1006209563	0482	160
1006209564	0803	167
1006209565	0900	169
1006209566	0520	160
1006209567	0482	160
1006209569	0962	171
1006209570	0482	160
1006209572	0482	160
1006209573	0482	160
1006209576	0579	161
1006209578	0805	167
1006209579	0729	165
1006209580	0797	167
1006209581	1067	174
1006209582	0482	160
1006209583	0900	169
1006209584	0745	165
1006209585	0799	167
1006209591	0900	169
1006209592	1486	178
1006209594	0900	169
1006209596	0579	161
1006209597	0482	160
1006209598	0482	160
1006209600	0745	165
1006209605	1474	178
1006209606	1474	178



Bosch	Nº ZEN	Pg.	Bosch	Nº ZEN	Pg.	Bosch	Nº ZEN	Pg.	Bosch	Nº ZEN	Pg.
1006209607	0998	172	1006209703	0579	161	1006209918	0579	161	1987BE0005	0183	153
1006209608	1908	189	1006209704	1153	175	1006209919	0579	161	1987BE0006	0244	154
1006209613	0852	168	1006209705	0482	160	1006209921	0579	161	1987BE0007	0351	156
1006209614	1467	178	1006209706	0976	172	1006209922	0900	169	1987BE0008	0352	156
1006209618	0925	170	1006209709	0482	160	1006209923	0805	167	1987BE0009	0353	156
1006209619	0482	160	1006209710	0579	161	1006209928	1474	178	1987BE0010	0389	157
1006209621	0937	170	1006209714	1708	183	1006209929	0938	171	1987BE0012	0445	158
1006209621	1814	186	1006209715	0976	172	1006209932	1011	172	1987BE0013	0450	159
1006209622	1487	178	1006209751	1882	188	1006209934	1708	183	1987BE0014	0455	159
1006209624	0976	172	1006209757	1108	175	1006209936	1631	181	1987BE0015	0459	159
1006209628	0932	170	1006209758	0932	170	1006209939	0482	160	1987BE0016	0468	159
1006209629	0938	171	1006209759	0972	172	1006209940	1757	184	1987BE0017	0522	160
1006209631	1031	173	1006209761	1223	177	1006209941	1486	178	1987BE0018	1192	176
1006209633	0976	172	1006209762	1223	177	1006209943	1655	181	1987BE0020	0671	163
1006209634	0997	172	1006209769	1920	189	1006209944	0976	172	1987BE0021	0770	166
1006209635	1031	173	1006209778	1168	175	1006209947	1882	188	1987BE0022	0905	170
1006209637	1109	175	1006209779	0997	172	1006209952	1708	183	1987BE0023	0140	153
1006209638	0925	170	1006209781	1223	177	1006209953	1920	189	1987BE0025	0158	153
1006209641	1223	177	1006209785	1823	186	1006209958	1927	190	1987BE0026	0160	153
1006209642	1057	174	1006209786	1814	186	1006209961	1823	186	1987BE0027	0161	153
1006209643	0972	172	1006209792	0997	172	1006209962	1814	186	1987BE0028	0162	153
1006209645	1033	173	1006209793	1619	181	1006209964	1650	181	1987BE0029	0238	154
1006209646	1030	173	1006209794	1545	179	1006209981	1720	183	1987BE0030	0287	155
1006209648	0937	170	1006209799	1720	183	1006209982	1720	183	1987BE0031	0297	155
1006209648	1814	186	1006209801	1619	181	1006209991	1899	188	1987BE0032	0327	156
1006209649	0932	170	1006209804	1597	180	1006209993	0745	165	1987BE0033	0349	156
1006209652	1156	175	1006209805	1927	190	1006210111	1650	181	1987BE0034	0397	157
1006209653	1882	188	1006209806	1632	181	1006210117	1708	183	1987BE0035	0404	157
1006209656	1155	175	1006209807	1619	181	1006210125	1708	183	1987BE0036	1189	176
1006209657	1108	175	1006209808	1927	190	1006210128	1642	181	1987BE0038	0443	158
1006209660	0997	172	1006209810	1545	179	1006210146	1642	181	1987BE0040	0467	159
1006209661	1485	178	1006209812	1576	180	1006210147	1708	183	1987BE0041	0533	161
1006209662	1223	177	1006209813	1685	182	1006210149	1650	181	1987BE0042	0576	161
1006209666	1631	181	1006209814	1927	190	1006210154	1708	183	1987BE0043	0595	161
1006209669	1107	175	1006209818	1650	181	1006210172	1826	186	1987BE0044	0610	162
1006209671	1058	174	1006209820	1545	179	1006210184	1908	189	1987BE0047	0656	163
1006209672	0925	170	1006209821	1562	180	1006210217	1856	187	1987BE0048	0714	164
1006209675	0998	172	1006209824	1642	181	1006210241	1685	182	1987BE0049	0741	165
1006209677	0925	170	1006209826	1720	183	1006210271	1803	186	1987BE0050	0744	165
1006209678	1031	173	1006209834	1790	185	1006210351	1932	190	1987BE0051	0752	165
1006209679	0799	167	1006209847	1856	187	1006210516	1938	190	1987BE0052	0756	165
1006209680	1069	174	1006209849	1757	184	1006210905	1826	186	1987BE0053	0786	166
1006209681	1655	181	1006209864	1790	185	1006210927	1932	190	1987BE0054	0868	169
1006209684	0482	160	1006209880	0937	170	1006210940	1939	190	1987BE0055	0901	170
1006209685	0482	160	1006209880	1814	186	1006210948	1939	190	1987BE0122	0045	151
1006209686	0745	165	1006209901	0015	151	1006210949	1938	190	1987BE0123	0192	153
1006209690	0925	170	1006209902	0044	151	1006212003	1875	188	1987BE0124	0779	166
1006209691	0630	162	1006209903	0015	151	1006212003	1879	188	1987BE0125	0010	151
1006209692	0976	172	1006209905	0520	160	1006485017	1879	188	2006208013	0223	154
1006209693	0482	160	1006209908	0962	171	1007010045	0579	161	2006209021	0227	154
1006209695	1547	179	1006209910	0900	169	1007010105	1108	175	2006209032	0227	154
1006209696	0976	172	1006209911	0900	169	1987BE0000	0020	151	2006209043	0028	151
1006209699	0937	170	1006209912	0639	162	1987BE0001	0050	151	2006209068	0028	151
1006209700	0482	160	1006209916	0799	167	1987BE0002	0053	151	2006209071	0225	154
1006209701	0482	160	1006209917	0729	165	1987BE0004	0135	153	2006209086	0318	155

Bosch	Nº ZEN	Pg.	Bosch	Nº ZEN	Pg.	Bosch	Nº ZEN	Pg.	Bosch	Nº ZEN	Pg.
2006209095	0318	155	2006209490	1004	172	9001042263	0703	164	9001336222	0120	152
2006209111	0302	155	2006209492	0367	157	9001042299	0702	164	9001336223	0451	159
2006209160	0131	153	2006209499	0419	158	9001043103	0653	163	9001336240	0871	169
2006209161	0131	153	2006209500	0228	154	9001043152	0675	163	9001336324	0108	152
2006209162	0065	152	2006209530	0367	157	9001043178	0139	153	9001451247	0328	156
2006209163	0307	155	2006209536	0367	157	9001043179	0674	163	9001451249	0293	155
2006209165	0080	152	2006209594	0900	169	9001043180	0676	163	9001451251	0293	155
2006209166	0080	152	2006209900	0028	151	9001043259	0672	163	9001451252	0329	156
2006209181	0227	154	2006209902	0227	154	9001066236	0108	152	9001451291	0104	152
2006209183	0028	151	2006209915	0028	151	9001066239	0474	159	9001451292	0192	153
2006209212	0028	151	2006209916	0225	154	9001066242	0475	160	9001451343	0291	155
2006209215	0318	155	2006209930	0367	157	9001066247	0475	160	9001452088	0348	156
2006209229	0318	155	2006380010	0035	192	9001066248	0475	160	9001453333	0024	151
2006209240	0310	155	2006380410	0035	192	9001066255	0919	170	9001453334	0024	151
2006209241	0319	155	2006380414	0035	192	9001066476	0475	160	9001453336	0085	152
2006209273	0221	154	2006380418	0035	192	9001081010	0729	165	9001453338	0024	151
2006209305	0302	155	2006380558	0036	192	9001081022	0837	168	9001453340	0056	152
2006209311	0131	153	2006381410	0035	192	9001081033	0745	165	9001453391	0025	151
2006209321	0220	154	2006381558	0036	192	9001081042	0855	169	9001690057	0871	169
2006209323	0345	156	2006382018	0087	192	9001081052	0866	169	9001690067	0871	169
2006209324	0362	157	2006382019	0087	192	9001081066	0846	168	9001690111	0475	160
2006209330	0310	155	2006382020	0218	192	9001081074	0933	170	9001692096	0361	156
2006209331	0319	155	2006382150	0218	192	9001082014	0015	151	9001692097	0874	169
2006209345	0302	155	2006382152	0087	192	9001082016	0015	151	9001693029	0300	155
2006209366	0225	154	2006382156	0087	192	9001082128	0191	153	9002336200	1171	176
2006209386	0225	154	2006382172	0087	192	9001082177	0046	151	9002336204	0851	168
2006209394	0118	152	2006382176	0218	192	9001082306	0082	152	9002336205	1171	176
2006209405	0118	152	2006383150	0218	192	9001082324	0111	152	9002336207	0632	162
2006209407	0313	155	6033AD0004	1643	181	9001082340	0108	152	9002336218	0875	169
2006209408	0392	157	6033AD0044	0573	161	9001082362	0065	152	9002336219	1070	174
2006209413	0661	163	6033AD0070	1550	179	9001082417	0044	151	9002336223	1071	174
2006209418	0310	155	6033AD0218	1629	181	9001082419	0046	151	9002336224	1072	174
2006209423	0392	157	6033AD0270	1022	173	9001082420	0080	152	9002336225	1170	176
2006209429	1004	172	6033AD0284	1027	173	9001082421	0006	151	9002336226	0861	169
2006209431	0460	159	6033AD0414	1022	173	9001082422	0191	153	9002336236	1038	173
2006209435	0118	152	6033AD0442	1038	173	9001082423	0015	151	9002336283	0875	169
2006209437	0313	155	6033AD0462	1038	173	9001082424	0077	152	9002336287	1072	174
2006209438	0392	157	6033AD3006	1038	173	9001082425	0115	152	9002453010	0392	157
2006209443	0661	163	6033AD3108	1038	173	9001082426	0077	152	9002453038	0118	152
2006209448	0310	155	6033AD3244	1038	173	9001082429	0015	151	9002453074	0118	152
2006209449	0366	157	6033AD3850	1038	173	9001082498	0077	152	9002453081	0392	157
2006209462	0419	158	6033AD4034	1038	173	9001082618	0108	152	9002453082	0118	152
2006209463	0677	163	6033AD4118	1038	173	9001082660	0108	152	9003331430	1174	176
2006209466	0528	160	6033AD4148	1038	173	9001082669	0323	156	9003336201	0632	162
2006209469	0366	157	6033ADO044	0573	161	9001082686	0108	152	9003336206	0706	164
2006209470	0291	155	6033ADO284	1027	173	9001082748	0108	152	9003336212	0223	154
2006209471	0228	154	6033ADO462	1038	173	9001082749	0111	152	9003336212	0227	154
2006209473	0365	157	9000061009	0919	170	9001082750	0068	152	9003336227	0861	169
2006209474	0677	163	9001041103	0653	163	9001083441	0060	152	9003336274	1174	176
2006209475	0447	158	9001042013	0229	154	9001084038	0745	165	9003336280	0573	161
2006209476	0366	157	9001042021	0065	152	9001133219	0213	154	9003336283	0875	169
2006209478	0320	155	9001042032	0229	154	9001140317	0631	162	9003336284	0632	162
2006209483	0291	155	9001042060	0673	163	9001336203	0453	159	9003336286	1172	176
2006209485	0366	157	9001042100	0292	155	9001336205	0713	164	9003336291	0572	161
2006209488	1005	172	9001042189	0701	164	9001336211	0170	192	9003336293	0631	162

Bosch	Nº ZEN	Pg.
9008045049	0976	172
9008047011	1470	178
9009996289	0875	169
9033ADO284	1027	173
D001965593	1486	178
F000AL1002	0108	152
F000AL1015	12685	195
F000AL1017	12689	195
F000AL1019	12681	195
F000AL1023	0846	168
F000AL1024	1470	178
F000AL1032	0942	171
F000AL1037	0942	171
F000AL1037	12689	195
F000AL1040	0837	168
F000AL1067	1471	178
F000AL1086	1108	175
F000AL1096	1471	178
F000AL1100	1069	174
F000AL1152	0989	172
F000AL1181	12841	195
F000AL1186	1223	177
F000AL1200	0998	172
F000AL1209	1469	178
F000AL1238	0837	168
F000AL1250	0998	172
F000AL1281	1562	180
F000AL1306	1177	176
F000AL1324	0976	172
F000AL1409	12690	195
F000AL1432	1547	179
F000AL1440	0871	169
F000AL1446	1222	177
F000AL1516	0482	160
F000AL1519	0520	160
F000AL1520	0619	162
F000AL1534	0482	160
F000AL1679	0837	168
F000AL1680	0837	168
F000AL1681	1223	177
F000AL1682	1222	177
F000AL1683	0976	172
F000AL1684	0919	170
F000AL1688	1469	178
F000AL1690	1547	179
F000AL1691	0745	165
F000AL1692	0837	168
F000AL1693	0855	169
F000AL1694	1177	176
F000AL1695	0998	172
F000AL1696	1471	178
F000AL1697	0871	169
F000AL1698	0482	160
F000AL1699	0520	160
F000AL1700	0482	160

Bosch	Nº ZEN	Pg.
F000AL1704	0729	165
F000AL1705	0866	169
F000AL1707	0989	172
F000AL1708	0619	162
F000AL1709	1168	175
F000AL1871	0111	152
F000AL1872	0861	169
F000AL1876	0015	151
F000AL1878	0745	165
F000AL1881	0875	169
F000AL1882	0942	171
F000AL1897	0367	157
F000AL1901	1468	178
F000AL2000	1467	178
F000AL2012	0799	167
F000AL2281	1562	180
F000AL2638	1675	182
F000AL2712	1690	182
F000AL2721	1691	182
F000AL2813	1815	186
F000AL2814	1562	180
F000AL2824	1740	183
F000C61002	1875	188
F000CD1009	1666	181
F000CD1114	1674	182
F000CD1117	1712	183
F000CD1315	1741	183
F000CD1444	1666	181
F002G20278	0677	163
F002G20279	0291	155
F002G20349	1855	187
F002G20644	0925	170
F005M10053	1037	173
Cargo	Nº ZEN	Pg.
130414	0228	154
130418	0087	192
130419	0218	192
131065	0367	157
131102	0420	158
131104	0482	160
131433	0520	160
132004	0947	171
132004	1722	183
132005	0450	159
132176	1963	191
132205	0630	162
132216	0579	161
132863	0946	171
132864	1957	191
133295	0960	171
133437	0844	168
133904	1947	190
133979	0960	171
134284	0815	167
134371	0639	162

Cargo	Nº ZEN	Pg.
135086	0729	165
135091	0790	166
135116	0851	168
135715	1067	174
135718	1862	187
135985	0871	169
136342	0752	165
136723	0798	167
136794	1895	188
136854	0937	170
137171	0875	169
137277	1861	187
137293	0921	170
137413	0828	168
137480	0932	170
137753	0818	167
137950	0750	165
138216	0756	165
138312	0419	158
139056	1038	173
139541	1024	173
139901	1169	175
231093	1926	190
231899	1718	183
231932	1607	180
231961	1225	177
233642	1958	191
233950	0752	165
234247	1619	181
234819	1812	186
234946	1927	190
235200	1708	183
235290	1545	179
235510	1608	180
236752	1702	182
236854	1920	189
236876	1714	183
237291	1930	190
237667	1650	181
239967	1814	186
330533	1925	190
330651	1884	188
331730	1706	182
332145	1718	183
333355	1790	185
CBT	Nº ZEN	Pg.
210137086200	0213	154
210803708620	0540	161
CT2213708600	0213	154
Chrysler	Nº ZEN	Pg.
CH1917	0054	151
CH1920	0050	151
CH1922	0050	151
CH1924	0054	151
CH1925	0050	151

Chrysler	Nº ZEN	Pg.
CH1927	0050	151
CH1931	0339	156
DR1900	0013	151
DR1902	0020	151
DR1905	0020	151
FO1903	0205	153
FO1905	0053	151
FO1907	0032	192
FO1909	0053	151
FO1910	0205	153
FO1912	0135	153
LM1901	0135	153
PL1991	0135	153
1889129	0054	151
2095122	0050	151
2095397	0050	151
2444651	0050	151
2444658	0050	151
2444661	0054	151
2642445	0054	151
2642506	0054	151
2642692	0054	151
3755085	0050	151
3837936	1216	192
3837986	1216	192
3874045	0050	151
4094174	0050	151
4106093	0495	160
4145978	0495	160
5206632	0339	156
5213310	0339	156
5213384	0292	155
5213850	0339	156
Citroën	Nº ZEN	Pg.
96017849	0775	166
CPC	Nº ZEN	Pg.
SDHI2662A	9702	193
Dacia	Nº ZEN	Pg.
6001547546	1801	185
Daewoo	Nº ZEN	Pg.
31871	1704	182
93740994	1048	173
3120A78B00	1048	173
Daihatsu	Nº ZEN	Pg.
2801140014	0327	156
2801141011	0327	156
2801141012	0327	156
2801154010	1827	186
Denso	Nº ZEN	Pg.
151246	1905	189
0253001730	1827	186
0280993150	1723	183
0283001730	1827	186
0283002011	1827	186
0283002012	1827	186

Denso	Nº ZEN	Pg.
0283002070	1827	186
0283002200	1957	191
0283004170	1827	186
0283004550	1827	186
0283004551	1827	186
0283005090	1827	186
0283005091	1827	186
0283005490	1957	191
0283005701	1723	183
0283005710	1957	191
0283005730	1895	188
0283006210	1957	191
283006710	0808	167
0534004731	1830	186
1280995160	1830	186
4380000050	1887	188
Dubois	Nº ZEN	Pg.
297400	9702	193
Ducellier	Nº ZEN	Pg.
6162	0244	154
6187	0244	154
6203	0244	154
6206	0244	154
6224	0244	154
018678	0244	154
019567	0244	154
60846	0245	154
73893	0463	159
079692	0183	153
532000	0244	154
532001	0244	154
532017	0244	154
583277	0574	161
583289	0574	161
583336	0574	161
583347	0574	161
605028	0189	153
605055	0189	153
606416	0244	154
609477	0244	154
611736	0244	154
611942	0404	157
612355	0189	153
6227AB	0244	154
6227CD	0244	154
681378	0245	154
681380	0244	154
683145	0574	161
6183CFG	0244	154
6231ABD	0244	154
Efel	Nº ZEN	Pg.
10779	0087	192
ETE	Nº ZEN	Pg.
8101	12681	195
8103	12689	195

ETE	Nº ZEN	Pg.
8104	12683	195
8106	12690	195
8108	12685	195
Facet	Nº ZEN	Pg.
10127	0144	153
10671	0890	169
10682	1217	177
Femsa	Nº ZEN	Pg.
03550	0120	152
3550	0036	192
9328	0453	159
106122	0533	161
148981	0170	192
150534	0227	154
170613	0120	152
170616	0397	157
259177	0297	155
278963	0053	151
1066122	0713	164
1706110	0213	154
1706114	0120	152
1706115	0451	159
1706126	0389	157
Fiat	Nº ZEN	Pg.
879898	0953	171
4044451	0744	165
4063663	0713	164
4091920	0495	160
4106093	0495	160
4120550	0768	166
4130651	0120	152
4141057	0533	161
4142235	0120	152
4145751	0120	152
4145978	0495	160
4154293	0213	154
4202988	0120	152
4243124	0213	154
4249166	0120	152
4475122	0213	154
7073094	0111	152
7984505	0601	162
8122123	0225	154
8122125	0035	192
8122126	0087	192
8122127	0218	192
8122128	0218	192
8122157	0367	157
8997796	0310	155
9000862	0407	157
9004229	0087	192
9004794	0035	192
9008738	0036	192
9923779	0035	192
9927793	0407	157

Fiat	Nº ZEN	Pg.
9929081	0407	157
9932923	0111	152
9934739	0310	155
9934752	0325	156
9934977	0310	155
9935731	0407	157
9936036	0120	152
9936050	0394	157
9936602	0108	152
9936671	0857	169
9936730	0291	155
9936772	0407	157
9936996	0408	157
9937207	0389	157
9937298	0502	160
9937705	0108	152
9937711	0189	153
9937949	0291	155
9938235	0394	157
9938328	0395	157
9938952	0502	160
9939194	0631	162
9939710	0875	169
9939837	0769	166
9939915	0786	166
9940577	0786	166
9940740	0630	162
9941300	0786	166
9941300	1227	177
9941306	0786	166
9941306	1206	176
9941314	0482	160
9941371	1117	175
9941467	0395	157
9941640	0389	157
9941642	0394	157
9941751	0408	157
9941846	0878	169
9941892	0120	152
9944373	0579	161
9945556	0779	166
9947748	1630	181
9947754	1169	175
9947831	0925	170
9947838	0998	172
9956676	0291	155
9957707	0407	157
9957820	0310	155
9959619	0367	157
9961781	0601	162
9983629	0291	155
9984246	0087	192
9986112	0407	157
51888915	1666	181
70449580	0663	163

Fiat	Nº ZEN	Pg.
79023774	0407	157
79026090	0291	155
79026236	0310	155
79034927	0367	157
79081045	0601	162
82327386	0108	152
9405835568	0287	155
Ford	Nº ZEN	Pg.
SD302	0053	151
SD323	0681	164
SD324	0681	164
SD337	1192	176
SD340	1193	176
SD340	1225	177
SD341	1199	176
SD341	1226	177
SD353	1208	177
SDE198	0184	153
SDE307	0342	156
SDE311	0545	161
SDE332	0450	159
SDE334	0636	162
SDE335	0596	161
SDE336	0596	161
SDE342	0596	161
2900761	0032	192
2900804	0050	151
32051112	1612	180
BRNN11350	1216	192
F87U11350	1217	177
FAA11350A	0032	192
FAB11350A	1216	192
FAC11350A	1216	192
FAD11350A	1216	192
FAU11350A	0032	192
FAV11350A	1216	192
ICM11350A	0032	192
ICM11350B	0032	192
ICM11350C	0032	192
53R211350A	1208	177
C1AF11350A	0032	192
C1AZ11350A	0032	192
C1VF11350A	0053	151
C1VY11350A	0053	151
C2DF11350C	0205	153
C2OF11350C	0053	151
C3VF11350A	0053	151
C3VF11350C	0053	151
C4DF11350A	0205	153
C4DZ11350A	0205	153
C4DZ11350B	0205	153
C4OF11350A	0053	151
C4OF11350B	0053	151
C4OZ11350A	0053	151
C4OZ11350B	0053	151

Ford	Nº ZEN	Pg.
C4ZZ11350B	0205	153
C5JF11350A	0053	151
C6FF11350B	0135	153
C6FY11350A	0053	151
C6VY11350A	0053	151
C7AF11350A	0053	151
C8DF11350B	0205	153
C8DF11350G	0205	153
C8OF11350A	0205	153
C8VF11350B	0053	151
C9FF11350A	0135	153
D1RY11350B	0205	153
D1RY11350C	0205	153
D27Z11350A	0184	153
D2RY11350B	0205	153
D37Z11350A	0184	153
D4RY11350A	0205	153
D6PZ11350A	0205	153
D6PZ11350B	0053	151
D77Z11350A	0342	156
D97Z11350A	0545	161
E4FZ11350A	0681	164
E4LY11350A	0681	164
E6FZ11350A	0455	159
E7GZ11350A	0450	159
E8BZ11350A	0636	162
E90Z11350A	1192	176
E90Z11350A	1224	177
E92Z11350A	0596	161
E92Z11350B	0596	161
F0TZ11002A	1192	176
F0TZ11002A	1224	177
F2VY11350A	1199	176
F2VY11350A	1226	177
F3RZ11350A	1208	177
F3RZ11350A	1228	177
F4XY11350B	1019	173
F5DZ11350A	1192	176
F5DZ11350A	1224	177
FOFZ11350A	1193	176
FOFZ11350A	1225	177
1L5T11000AA	1585	180
256U11000CA	1597	180
C6VY11350A1	0053	151
C7AF11350A1	0053	151
C8VF11350B1	0053	151
D5AF11350AA	0053	151
D6EF11350AA	0205	153
D6EF11350BA	0205	153
D6FF11350AA	0135	153
D6FF11350BA	0135	153
D6GF11350AA	0205	153
D6GF11350BA	0205	153
D6PF11A108B	0053	151
E4EF11350AA	0681	164

Ford	Nº ZEN	Pg.
E4LF11350AA	0681	164
E6EF11350AA	0455	159
F07U11000AA	1192	176
F07U11000AA	1224	177
F2TU11000AA	1192	176
F2TU11000AA	1224	177
F5BU11350AA	0975	172
F5RU11350RA	1208	177
F5RU11350RA	1228	177
F5RZ11A198A	13268	194
F87U11350AC	1217	177
F8BU11350AA	0890	169
XS6411350AA	1208	177
XS6U11350AA	1208	177
D6PF11A108BA	0053	151
VP7C3U11350AB	1676	182
Garef	Nº ZEN	Pg.
1470824	0213	154
6624100	0714	164
58350001	0120	152
58350002	0120	152
General Motors/	Nº ZEN	Pg.
01954842	0045	151
07073094	0111	152
07325345	0046	151
07328970	0024	151
07329691	0080	152
09307667	0108	152
9423227	0349	156
24538276	1873	187
90273737	0482	160
90421771	0745	165
93240221	0837	168
93297293	1064	174
93306250	1935	190
94021427	0141	153
94208296	0351	156
94233227	0349	156
96058480	0617	162
96063635	0450	159
96063636	0595	161
97209548	1608	180
97720446	1608	180
97729079	1608	180
Hitachi	Nº ZEN	Pg.
S114829	1557	179
S14100D	1608	180
S14100E	1608	180
S14101A	1608	180
S14101B	1608	180
21203500	0376	157
21207500	0376	157
21207530	0376	157
21207550	0376	157
21301502	0790	166

Hitachi	Nº ZEN	Pg.
21309500	0684	164
21401500	1861	187
22403550	1947	190
22505550	0663	163
22708500	0901	170
211415003	0429	158
211415016	1020	173
211415504	0517	160
211415507	0790	166
211415508	0832	168
211425504	0554	161
211425509	1207	177
211425554	1556	179
211435006	0737	165
211435507	0791	166
211435551	0687	164
211445002	0691	164
211445004	0351	156
211445007	0351	156
211445016	1016	172
211445100	1017	172
211445504	0499	160
211455003	0644	162
211455004	0349	156
211455506	0737	165
211465001	0349	156
211465004	0382	157
211475001	0351	156
211475008	0737	165
211475014	0828	168
211485008	0737	165
211485501	0790	166
211495002	0382	157
211495007	0537	161
211495008	0737	165
211495501	9527	193
211495505	0554	161
2114N1550	0141	153
2114N1560	0141	153
2114N3550	0351	156
2114N4550	0141	153
212015501	0684	164
212035001	0376	157
212095001	0663	163
213015005	1862	187
213015505	1862	187
213025005	1861	187
213035004	0844	168
213065001	0790	166
213065002	0785	166
213075004	0790	166
213095007	1862	187
214015003	1861	187
225025003	0901	170
225025004	0901	170

Hitachi	Nº ZEN	Pg.
225045004	0901	170
225085005	0901	170
2335453J11	0711	164
Honda	Nº ZEN	Pg.
31200PLM	1548	179
31204PC016	9350	192
31204657617	0947	171
31204657617	1722	183
31204657671	1957	191
31204PC2016	9350	192
31204PD1003	9350	192
31204PD1013	9350	192
31204PH3006	9350	192
31204PJ7903	9350	192
31207634005	0349	156
31207657006	0327	156
31207PA0006	0327	156
31207PE0005	0832	168
31213671671	9186	192
31221657004	9186	192
Hyundai	Nº ZEN	Pg.
K1J11B	1923	189
3613911140	1778	185
3614523171	1775	184
3614525010	1800	185
361452B102	1777	185
361452G000	1770	184
361454A100	1794	185
3616042300	1607	180
Ishikawajima	Nº ZEN	Pg.
185866150	0947	171
185866150	1722	183
Iskra	Nº ZEN	Pg.
922H6	0926	170
15100152	0087	192
16900035	1088	174
16900068	1588	180
16900089	1056	174
16900392	0926	170
16900408	0926	170
16900541	0926	170
16900902	0926	170
16900920	0228	154
16901392	0926	170
16901408	0926	170
16901658	1073	174
16901694	1616	181
18100021	0036	192
18100098	0035	192
18900179	0533	161
Isuzu	Nº ZEN	Pg.
2902769300	1608	180
5811130170	0376	157
5811230020	0376	157
5811230040	0663	163

Isuzu	Nº ZEN	Pg.	Italacciai	Nº ZEN	Pg.	Italacciai	Nº ZEN	Pg.	Lester	Nº ZEN	Pg.
5811230070	0376	157	SD153	0408	157	SD469	0221	154	3169	0053	151
5811230160	0376	157	SD158	0244	154	SD483	0657	163	3176	0053	151
5811230360	0832	168	SD167	0502	160	SD489	0361	156	3181	0053	151
5811240030	0946	171	SD169	0352	156	SD496	0325	156	3185	0053	151
5811240040	1827	186	SD181	0327	156	SD499	0574	161	3187	0053	151
8821213620	0141	153	SD183	0353	156	SD500	0404	157	3188	0053	151
8921233010	0141	153	SD184	0291	155	SD508	0656	163	3189	0053	151
8941155680	0737	165	SD185	0395	157	SD509	0646	163	3193	0681	164
8941258890	0498	160	SD186	0111	152	SD804	0461	159	3194	0681	164
8941291870	0947	171	SD187	0394	157	SD813	0216	154	3196	0455	159
8941291870	1722	183	SD188	0389	157	SP201	0035	192	3204	1224	177
8941291870	1957	191	SD192	0217	154	SP205	0036	192	3205	1224	177
8942082960	0351	156	SD194	0245	154	SP208	0087	192	3207	0135	153
8942082961	0351	156	SD197	0280	192	SP211	0218	192	3208	0135	153
8942332270	0349	156	SD197	0380	192	Iveco	Nº ZEN	Pg.	3209	0135	153
8942332770	0349	156	SD199	0398	157	42531397	0875	169	3211	0135	153
8942363471	0737	165	SD300	0170	192	50053567	1650	181	3212	0135	153
8942391070	0327	156	SD305	0080	152	500053567	1650	181	3213	1224	177
8943677720	0750	165	SD306	0223	154	Jac	Nº ZEN	Pg.	3214	1193	176
8944355630	1861	187	SD307	0228	154	11A20	1781	185	3217	1224	177
8970475470	1861	187	SD309	0139	153	John Deere	Nº ZEN	Pg.	3221	1199	176
8972095483	1608	180	SD310	0420	158	19024524	0366	157	3224	1224	177
8973291631	1608	180	SD311	0406	157	Just Parts	Nº ZEN	Pg.	3232	1224	177
8973828350	1608	180	SD312	0118	152	BO26021N	9702	193	3238	1224	177
9811233010	0141	153	SD315	0313	155	HT25034NPS1	9702	193	3239	1224	177
9821212380	0376	157	SD318	0287	155	KHD	Nº ZEN	Pg.	3240	1224	177
9821233010	0141	153	SD324	0248	155	01319755	1038	173	3241	1224	177
Italacciai	Nº ZEN	Pg.	SD335	0571	161	01319806	1038	173	3246	1224	177
SD002	0285	155	SD342	0320	155	Kia	Nº ZEN	Pg.	3247	1224	177
SD012	0319	155	SD345	0361	156	361392X000	1048	173	3248	0054	151
SD013	0225	154	SD346	0318	155	361452A000	1695	182	3249	0054	151
SD016	0447	158	SD350	0460	159	Kubota	Nº ZEN	Pg.	3250	0050	151
SD019	0411	158	SD354	0460	159	1418263041	1827	186	3252	0054	151
SD037	0362	157	SD356	0365	157	1550463041	0947	171	3257	0050	151
SD040	0463	159	SD357	0366	157	1550463041	1722	183	3257	0495	160
SD044	0570	161	SD359	0353	156	1552163041	1957	191	3258	0050	151
SD047	0574	161	SD400	0215	154	Lada	Nº ZEN	Pg.	3258	0495	160
SD055	0325	156	SD415	0227	154	21013798620	0213	154	3261	1228	177
SD060	0228	154	SD427	0451	159	210103708620	0213	154	3262	1228	177
SD061	0028	151	SD436	0108	152	210803708620	0540	161	3263	1228	177
SD062	0630	162	SD437	0482	160	CT2213708600	0213	154	3264	1224	177
SD077	0601	162	SD439	0520	160	Lester	Nº ZEN	Pg.	3266	1224	177
SD105	0533	161	SD440	0631	162	3124	0053	151	3267	1199	176
SD106	0533	161	SD441	0392	157	3131	0053	151	3268	1224	177
SD107	0120	152	SD443	0367	157	3132	0053	151	3269	1224	177
SD108	0213	154	SD447	0220	154	3135	0053	151	3270	1224	177
SD117	0189	153	SD449	0307	155	3148	0205	153	3271	1224	177
SD119	0453	159	SD450	0065	152	3149	0053	151	3272	1224	177
SD123	0310	155	SD450	0323	156	3152	0053	151	3273	1224	177
SD125	0407	157	SD451	0300	155	3153	0053	151	3274	1224	177
SD128	0407	157	SD453	0229	154	3154	0053	151	3503	0020	151
SD137	0222	154	SD454	0068	152	3155	0053	151	3504	0020	151
SD149	0349	156	SD456	0119	152	3157	0053	151	3505	0020	151
SD151	0351	156	SD457	0131	153	3160	0053	151	3507	0020	151
SD152	0184	153	SD466	0323	156	3168	0053	151	3508	0020	151

Lester	Nº ZEN	Pg.	Lester	Nº ZEN	Pg.	Lester	Nº ZEN	Pg.	Lester	Nº ZEN	Pg.
3510	0020	151	4247	0020	151	6576	0649	163	16242	0184	153
3524	0020	151	4253	0020	151	6578	0649	163	16245	0184	153
3525	0020	151	4263	0020	151	6581	0649	163	16245	0340	156
3533	0020	151	4347	0020	151	6583	1194	176	16245	0498	160
3535	0020	151	4724	0020	151	6584	0649	163	16245	0545	161
3546	0020	151	6185	0245	154	6587	0649	163	16246	0141	153
3550	0020	151	6303	0020	151	6588	0649	163	16246	0351	156
3551	0020	151	6305	0454	159	6591	0723	165	16248	0947	171
3552	0020	151	6307	0433	158	6593	0649	163	16248	1722	183
3553	0020	151	6308	0433	158	6600	0649	163	16248	9186	192
3554	0020	151	6309	0433	158	6602	0649	163	16251	0947	171
3557	0020	151	6310	0433	158	6609	0767	166	16251	1722	183
3560	0020	151	6311	0020	151	6646	9705	193	16254	0342	156
3561	0020	151	6312	0433	158	11713	1876	188	16257	0111	152
3563	0020	151	6313	0433	158	16109	1188	176	16257	0213	154
3564	0020	151	6315	0433	158	16121	0170	192	16260	0184	153
3565	0020	151	6316	0433	158	16122	0170	192	16261	0140	153
3568	0020	151	6317	1189	176	16164	0414	158	16261	0184	153
3569	0020	151	6318	0433	158	16166	0412	158	16261	0353	156
3571	0020	151	6319	0433	158	16167	0170	192	16270	0141	153
3601	0454	159	6327	0433	158	16168	0170	192	16270	0349	156
3627	0020	151	6330	0433	158	16169	0280	192	16270	0351	156
3629	0020	151	6331	0433	158	16169	0380	192	16272	0342	156
3630	0013	151	6339	1189	176	16173	0412	158	16283	1188	176
3631	0020	151	6343	0454	159	16188	0170	192	16284	0412	158
3633	0020	151	6346	0454	159	16190	0141	153	16299	0080	152
3635	0020	151	6375	0020	151	16194	0351	156	16299	0108	152
3637	0013	151	6401	0752	165	16201	0141	153	16299	0139	153
3639	0010	151	6407	0610	162	16203	0141	153	16299	0221	154
3639	0013	151	6413	1189	176	16203	0351	156	16299	0307	155
3643	0013	151	6426	0433	158	16205	0141	153	16313	0015	151
3649	0020	151	6432	0752	165	16205	0349	156	16314	0015	151
3666	0020	151	6433	0752	165	16207	0141	153	16318	0119	152
3674	0020	151	6445	0770	166	16207	0349	156	16319	0119	152
3686	0020	151	6449	0756	165	16209	0141	153	16320	0015	151
3689	0020	151	6452	0774	166	16210	0144	153	16320	0223	154
3690	0010	151	6470	0756	165	16211	0141	153	16321	0080	152
3690	0013	151	6471	0774	166	16211	0349	156	16326	0044	151
3691	0020	151	6471	10003	191	16215	0140	153	16327	0119	152
3696	0020	151	6472	0756	165	16215	0184	153	16328	0080	152
3725	0454	159	6473	0783	166	16215	0353	156	16329	0119	152
3733	0020	151	6474	0783	166	16217	0327	156	16331	0080	152
3741	0454	159	6480	0756	165	16218	0184	153	16332	0044	151
3742	0454	159	6481	0770	166	16218	0327	156	16332	0080	152
3764	0454	159	6482	0756	165	16220	0327	156	16334	0223	154
3800	0020	151	6483	0783	166	16222	0140	153	16336	0223	154
3838	0020	151	6491	10003	191	16222	0353	156	16337	0080	152
4038	0020	151	6493	10003	191	16223	0327	156	16341	0080	152
4150	0013	151	6494	10003	191	16224	0140	153	16344	0223	154
4161	0013	151	6541	0454	159	16224	0353	156	16345	0015	151
4208	0020	151	6560	0756	165	16230	0140	153	16346	0015	151
4222	0013	151	6561	0756	165	16230	0184	153	16353	0108	152
4238	0010	151	6562	0756	165	16230	0353	156	16355	0119	152
4238	0013	151	6563	0756	165	16238	0140	153	16356	0223	154
4247	0013	151	6572	0649	163	16238	0353	156	16360	0044	151

Lester	Nº ZEN	Pg.	Lester	Nº ZEN	Pg.	Lester	Nº ZEN	Pg.	Lester	Nº ZEN	Pg.
16360	0080	152	16522	0144	153	16619	0482	160	16760	0947	171
16362	0223	154	16522	0352	156	16621	0068	152	16760	1722	183
16362	0300	155	16522	0450	159	16621	0108	152	16760	9186	192
16362	0323	156	16524	0144	153	16623	0068	152	16761	0947	171
16365	0028	151	16527	0352	156	16623	0420	158	16761	1722	183
16367	0080	152	16530	0068	152	16633	0184	153	16761	9186	192
16367	0108	152	16530	0222	154	16637	0184	153	16766	0140	153
16369	0035	192	16530	0520	160	16646	0184	153	16766	0353	156
16396	0119	152	16531	0108	152	16664	0411	158	16773	0351	156
16396	0131	153	16532	0307	155	16665	0411	158	16774	0499	160
16401	0068	152	16534	0108	152	16669	0486	160	16775	0517	160
16401	0108	152	16538	0108	152	16674	0947	171	16775	0519	160
16401	0229	154	16539	0068	152	16674	1722	183	16781	0068	152
16401	0307	155	16539	0080	152	16676	9307	192	16781	0108	152
16401	0482	160	16539	0108	152	16683	0108	152	16786	0947	171
16405	0220	154	16539	0307	155	16684	0108	152	16786	1722	183
16405	0222	154	16543	0139	153	16687	0223	154	16787	0417	158
16405	0362	157	16543	0221	154	16688	0307	155	16790	0947	171
16405	0520	160	16543	0857	169	16689	0108	152	16790	1722	183
16407	0080	152	16546	0229	154	16692	0080	152	16793	0352	156
16408	0482	160	16547	0323	156	16694	0791	166	16794	0352	156
16412	0080	152	16550	0108	152	16696	0341	156	16794	0450	159
16412	0108	152	16556	0323	156	16700	0120	152	16795	0426	158
16417	0108	152	16556	0406	157	16708	0352	156	16795	0450	159
16417	0339	156	16557	0108	152	16708	0450	159	16797	0287	155
16418	0108	152	16560	0367	157	16710	0691	164	16797	0574	161
16418	0323	156	16565	0392	157	16711	0351	156	16802	0947	171
16438	0325	156	16567	0392	157	16715	0216	154	16802	1722	183
16440	0080	152	16571	0144	153	16715	0319	155	16803	0791	166
16442	0223	154	16578	0947	171	16715	0365	157	16805	0141	153
16443	0080	152	16578	1722	183	16720	0144	153	16805	0499	160
16443	0108	152	16579	0352	156	16722	0108	152	16809	0790	166
16443	0243	154	16579	0382	157	16722	0229	154	16809	9527	193
16445	0228	154	16579	0853	168	16727	0292	155	16811	0737	165
16445	0319	155	16584	0737	165	16728	0352	156	16816	0793	166
16450	0065	152	16586	0947	171	16732	0519	160	16817	0687	164
16450	0131	153	16586	1722	183	16732	0554	161	16821	0947	171
16462	0108	152	16586	9186	192	16733	0790	166	16821	1722	183
16462	0189	153	16588	0144	153	16733	9527	193	16823	0947	171
16465	0120	152	16588	0352	156	16735	0947	171	16823	1722	183
16466	0183	153	16593	0108	152	16735	1722	183	16825	0947	171
16468	0341	156	16593	0120	152	16736	0947	171	16825	1722	183
16484	0189	153	16595	0222	154	16736	1722	183	16826	0947	171
16488	0244	154	16595	0362	157	16737	0947	171	16826	1722	183
16488	0248	155	16597	0248	155	16737	1722	183	16827	0947	171
16488	0404	157	16600	0947	171	16739	0946	171	16827	1722	183
16499	0349	156	16600	1722	183	16742	0144	153	16828	0947	171
16500	0144	153	16600	9186	192	16742	0352	156	16828	1722	183
16500	0352	156	16611	0737	165	16752	0460	159	16829	0947	171
16514	0352	156	16612	0947	171	16752	0530	160	16829	1722	183
16514	0450	159	16612	1722	183	16755	0248	155	16830	9301	192
16514	0597	161	16616	0361	156	16756	0287	155	16831	0947	171
16519	0144	153	16617	0361	156	16756	0574	161	16831	1722	183
16520	0144	153	16619	0108	152	16759	0947	171	16832	0140	153
16521	0120	152	16619	0287	155	16759	1722	183	16832	0353	156



Lester	Nº ZEN	Pg.	Lester	Nº ZEN	Pg.	Lester	Nº ZEN	Pg.	Lester	Nº ZEN	Pg.
16833	0947	171	16954	0537	161	17046	0597	161	17147	0519	160
16833	1722	183	16954	0857	169	17047	0575	161	17148	0475	160
16834	0947	171	16956	0482	160	17057	0517	160	17149	0475	160
16834	1722	183	16957	0228	154	17057	0519	160	17150	0630	162
16837	0947	171	16960	0815	167	17058	0341	156	17152	0765	166
16837	1722	183	16960	9350	192	17061	0108	152	17157	0287	155
16843	0140	153	16961	0428	158	17066	0229	154	17157	0482	160
16843	0353	156	16963	0532	160	17073	0367	157	17159	0366	157
16843	0832	168	16963	0641	162	17074	0225	154	17160	0815	167
16845	0815	167	16966	0450	159	17074	0367	157	17160	9350	192
16845	9350	192	16971	0450	159	17075	0366	157	17161	0679	164
16858	0352	156	16971	0576	161	17077	0419	158	17163	0482	160
16859	0352	156	16974	0292	155	17083	9307	192	17164	0482	160
16874	0595	161	16975	0815	167	17085	0656	163	17165	0482	160
16877	0351	156	16976	0532	160	17087	0376	157	17166	0617	162
16878	0947	171	16978	9502	193	17087	0684	164	17170	1211	177
16878	1722	183	16980	0482	160	17089	0376	157	17171	0947	171
16879	0830	168	16981	9402	192	17090	0376	157	17171	1722	183
16880	0498	160	16982	0791	166	17090	0684	164	17176	0596	161
16881	9301	192	16984	0486	160	17091	9307	192	17178	0793	166
16883	0498	160	16986	0737	165	17093	0310	155	17180	0711	164
16888	0600	162	16991	0554	161	17094	0087	192	17181	0450	159
16892	0947	171	16992	0499	160	17101	9186	192	17183	0573	161
16892	1722	183	16997	0737	165	17105	0366	157	17184	0367	157
16893	9502	193	16998	0596	161	17106	0367	157	17185	0595	161
16893	9506	193	16999	0228	154	17108	0035	192	17194	0617	162
16895	0947	171	17002	0947	171	17108	0218	192	17196	0687	164
16895	1722	183	17002	1722	183	17111	0407	157	17197	0750	165
16900	0596	161	17003	0947	171	17112	0225	154	17197	9307	192
16901	0815	167	17003	1722	183	17112	0366	157	17201	0815	167
16901	9350	192	17005	0571	161	17113	0367	157	17203	0809	167
16902	0815	167	17006	0597	161	17113	0392	157	17205	0815	167
16902	9350	192	17007	9307	192	17114	0447	158	17206	0617	162
16905	9186	192	17009	0631	162	17118	9186	192	17210	0641	162
16906	0947	171	17010	0636	162	17122	0108	152	17212	0450	159
16906	1722	183	17011	0482	160	17124	0482	160	17214	0595	161
16906	9186	192	17013	0482	160	17125	0947	171	17216	0750	165
16911	0947	171	17013	0803	167	17125	1722	183	17216	9307	192
16911	1722	183	17016	0420	158	17126	0407	157	17217	0595	161
16913	0947	171	17016	0573	161	17127	0367	157	17221	0595	161
16913	1722	183	17020	0750	165	17129	9307	192	17222	0579	161
16914	0815	167	17020	9307	192	17131	0595	161	17222	0799	167
16914	9350	192	17023	0798	167	17132	0596	161	17223	0729	165
16922	0450	159	17025	0323	156	17134	0323	156	17223	0900	169
16933	0596	161	17027	0947	171	17134	0579	161	17225	0482	160
16938	0352	156	17027	1722	183	17135	0482	160	17227	0630	162
16938	0450	159	17027	9186	192	17136	0367	157	17228	0367	157
16939	0595	161	17028	9186	192	17138	0844	168	17229	0392	157
16940	0352	156	17030	0579	161	17140	0482	160	17231	0639	162
16940	0450	159	17030	0619	162	17142	0808	167	17236	0475	160
16941	0352	156	17031	0108	152	17143	0947	171	17237	0475	160
16941	0450	159	17038	0630	162	17143	1722	183	17240	0947	171
16949	0228	154	17039	0482	160	17144	0287	155	17240	1722	183
16952	0482	160	17040	0572	161	17146	0595	161	17242	1213	177
16953	0111	152	17043	0857	169	17147	0517	160	17246	0711	164

Lester	Nº ZEN	Pg.
17246	0828	168
17251	0947	171
17251	1722	183
17252	0809	167
17253	0809	167
17254	9186	192
17256	0947	171
17256	1722	183
17258	0392	157
17263	1211	177
17263	9506	193
17266	0595	161
17273	1212	177
17276	0803	167
17281	0630	162
17288	0450	159
17295	0517	160
17299	0684	164
17303	0946	171
17320	0367	157
17331	0684	164
17345	0947	171
17345	1722	183
17345	9186	192
17348	9402	192
17354	0140	153
17354	0353	156
17363	9307	192
17365	9186	192
17368	9307	192
17374	9186	192
17378	9186	192
17380	9402	192
17381	0946	171
17385	9402	192
17388	9402	192
17391	9402	192
17393	9402	192
17399	9402	192
17406	0482	160
17407	0482	160
17408	0482	160
17410	0630	162
17414	0223	154
17415	0799	167
17416	0729	165
17417	0900	169
17420	0947	171
17420	1722	183
17422	0947	171
17422	1722	183
17425	0712	164
17458	9402	192
17460	0817	167
17460	9492	192

Lester	Nº ZEN	Pg.
17461	0825	168
17465	0817	167
17465	9492	192
17467	0801	167
17469	0596	161
17474	0815	167
17478	0595	161
17481	0947	171
17481	1722	183
17487	0947	171
17487	1722	183
17491	0815	167
17491	9350	192
17508	0482	160
17521	0947	171
17521	1722	183
17527	0815	167
17530	0947	171
17530	1722	183
17534	1211	177
17534	9506	193
17537	0947	171
17537	1722	183
17549	1212	177
17549	9632	193
17559	0825	168
17560	0852	168
17561	0825	168
17563	0852	168
17564	0597	161
17565	0765	166
17574	1212	177
17574	9632	193
17576	0482	160
17579	9307	192
17580	0519	160
17592	0595	161
17606	9186	192
17609	9402	192
17611	9402	192
17613	9402	192
17614	9402	192
17648	0486	160
17653	0486	160
17662	0450	159
17664	0482	160
17667	0787	166
17670	0803	167
17683	0712	164
17685	0712	164
17687	1211	177
17698	0630	162
17699	0482	160
17715	1211	177
17716	1211	177

Lester	Nº ZEN	Pg.
17774	1211	177
17777	1211	177
17801	1608	180
17872	1876	188
18024	0419	158
18026	0366	157
18028	0392	157
18031	0310	155
18032	0367	157
18039	0035	192
18053	0790	166
18053	9527	193
18054	0790	166
18054	9527	193
18056	0832	168
18061	0790	166
18061	9527	193
18064	0376	157
18064	0684	164
18092	0601	162
18093	0601	162
18097	0144	153
18110	0429	158
18113	0218	192
18117	0087	192
18120	0447	158
18121	0366	157
18122	0118	152
18151	9301	192
18154	9307	192
18181	0947	171
18181	1722	183
18182	0947	171
18182	1722	183
18190	9301	192
18204	0785	166
18206	0644	162
18207	0644	162
18208	0785	166
18216	0691	164
18218	0644	162
18220	0087	192
18221	0218	192
18222	0087	192
18225	0218	192
18229	0367	157
18237	0367	157
18250	0367	157
18253	0087	192
18257	0218	192
18259	0118	152
18262	0486	160
18295	0785	166
18298	0684	164
18312	0737	165

Lester	Nº ZEN	Pg.
18322	0832	168
19195	1876	188
19981	1876	188
3508M	0020	151
3510M	0020	151
62042662A	9702	193
Lucas	Nº ZEN	Pg.
27330	0445	158
250698	0171	192
TDB045	0045	151
TDB070	0010	151
TDB441	0747	165
TDB974	0770	166
TLB111	0280	192
TLB111	0380	192
TLB112	0170	192
TMB008	0854	169
TMB009	0779	166
TMB022	0837	168
TMB042	0855	169
TMB052	0866	169
TMB066	0846	168
TMB103	0506	160
TMB106	0615	162
TMB116	0398	157
TMB121	0486	160
TMB124	0411	158
TMB150	0218	192
TMB150	0449	159
TMB156	0087	192
TMB167	0823	168
TMB171	0821	167
TMB174	0822	168
TMB182	0820	167
TMB196	0863	169
TMB211	0189	153
TMB263	0287	155
TMB265	0574	161
TMB266	0570	161
TMB275	0647	163
TMB276	0657	163
TMB281	0775	166
TMB350	1192	176
TMB404	0221	154
TMB411	0323	156
TMB419	0046	151
TMB420	0080	152
TMB421	0068	152
TMB427	0319	155
TMB439	0229	154
TMB448	0108	152
TMB450	0361	156
TMB454	0420	158
TMB455	0482	160
TMB471	0228	154

Lucas	Nº ZEN	Pg.	Lucas	Nº ZEN	Pg.	Lucas Indiel	Nº ZEN	Pg.	Lucas Indiel	Nº ZEN	Pg.
TMB474	0639	162	54246252	0412	158	220421	1153	175	223117	0348	156
TMB475	0851	168	54246340	0398	157	220423	1168	175	223119	0520	160
TMB480	0108	152	54246663	0506	160	220424	1169	175	223120	0575	161
TMB482	0065	152	54246727	0615	162	220425	1170	176	223121	0729	165
TMB483	0111	152	54246739	0398	157	220427	1194	176	223122	0745	165
TMB484	0044	151	54247077	1188	176	220441	1561	180	223124	0786	166
TMB486	0191	153	54247179	0414	158	220443	1576	180	223125	0799	167
TMB487	0192	153	54247181	1188	176	220445	1597	180	223126	0837	168
TMB554	0475	160	54247184	0398	157	220625	0990	172	223127	0846	168
TMB566	0520	160	54247389	0486	160	221167	0823	168	223128	0866	169
TMB570	0482	160	54247396	0411	158	221192	0458	159	223137	0013	151
TMB584	0745	165	54249032	0412	158	221263	0287	155	223138	0015	151
TMB585	0799	167	54249035	0414	158	221291	0461	159	223145	0032	192
TMB620	0213	154	54249041	0412	158	221292	0656	163	223176	0080	152
TMM901	0786	166	54249043	0412	158	221293	0787	166	223199	0140	153
TMM990	0890	169	54252212	0170	192	221294	0747	165	223201	0144	153
TNB010	0729	165	54252215	0280	192	221411	0323	156	223204	0087	192
TNB044	0028	151	54252215	0380	192	221421	0068	152	223222	0228	154
TNB137	1188	176	54257675	0506	160	221480	0108	152	223223	0243	154
TNB142	0412	158	54261658	0280	192	221482	0065	152	223224	0248	155
TNB145	0414	158	54261658	0380	192	221483	0111	152	223227	0291	155
TNB147	0412	158	54262658	0412	158	221484	0044	151	223228	0293	155
TNB149	0412	158	54267004	0502	160	221486	0191	153	223232	0319	155
TNB159	0502	160	54267317	0449	159	221487	0192	153	223235	0340	156
TNB169	0486	160	54267478	0502	160	221491	0709	164	223236	0352	156
TNB176	0960	171	54268142	0486	160	221493	0115	152	223237	0376	157
TNB402	0085	152	54290840	0821	167	221601	0213	154	223240	0394	157
TNB439	0118	152	54291735	0820	167	221710	0010	151	223241	0395	157
TNB460	0024	151	54291911	0823	168	221711	0045	151	223244	0404	157
TNB463	0025	151	54292179	0960	171	221830	0397	157	223249	0420	158
TWB235	0104	152	54292464	0863	169	221831	0744	165	223252	0450	159
TWB246	0329	156	54292929	0822	168	221832	0713	164	223254	0453	159
TWB247	0328	156	54294813	0975	172	221833	0407	157	223256	0460	159
TWB251	0293	155	60251022	0280	192	221901	0443	158	223259	0475	160
TWB2520	0294	155	60251022	0380	192	221902	0731	165	223261	0482	160
26245621	1716	183	60600038	0486	160	221903	0050	151	223262	0486	160
26253621	1518	179	60600077	0411	158	221904	0609	162	223266	0502	160
26256097	1516	179	66241474	0917	170	221905	0714	164	223270	0533	161
26256287	1509	178	66241583	0908	170	221911	0605	162	223271	0540	161
26256545	1504	178	66241709	0918	170	222402	0085	152	223274	0579	161
26256675	1717	183	Lucas Indiel	Nº ZEN	Pg.	222419	0218	192	223278	0610	162
26257341	1615	181	220198	0915	170	222421	0087	192	223285	0631	162
54240293	0280	192	220210	1134	175	222439	0118	152	223290	0720	164
54240293	0380	192	220270	1133	175	222460	0024	151	223294	0770	166
54240294	0280	192	220310	0978	172	222463	0025	151	223296	0805	167
54240294	0380	192	220401	0801	167	222501	0769	166	223297	0806	167
54240295	0280	192	220402	0825	168	222503	0925	170	223299	1208	177
54240295	0380	192	220407	1023	173	222514	0890	169	223305	0855	169
54242330	0280	192	220408	1024	173	222525	0630	162	223307	0779	166
54242330	0380	192	220409	1031	173	222901	0440	158	223311	0366	157
54243657	0412	158	220414	1069	174	223101	0006	151	223312	0367	157
54244686	1188	176	220415	1070	174	223102	0020	151	223315	0571	161
54245201	1188	176	220416	1072	174	223103	0028	151	223317	0131	153
54245341	1188	176	220418	1109	175	223104	0035	192	223320	0223	154
54246005	1188	176	220419	1117	175	223105	0036	192	223321	0292	155

Lucas Indiel	Nº ZEN	Pg.
223322	0351	156
223329	0532	160
223332	0641	162
223333	0752	165
223464	0184	153
223467	0189	153
223481	0215	154
223482	0216	154
223486	0222	154
223505	0245	154
223561	0310	155
223569	0320	155
223573	0325	156
223585	0341	156
223602	0362	157
223605	0365	157
223644	0426	158
223657	0447	158
223659	0454	159
223664	0461	159
223709	0528	160
223745	0570	161
223746	0572	161
223747	0573	161
223764	0595	161
223766	0597	161
223782	0619	162
223788	0632	162
223789	0633	162
223792	0636	162
223795	0639	162
223801	0646	163
223808	0657	163
223854	0706	164
223900	0775	166
223918	0797	167
223919	0798	167
223920	0800	167
223926	0808	167
223927	0809	167
223960	0852	168
223965	0861	169
223976	0875	169
224000	0900	169
224035	0935	170
224036	0936	170
224037	0937	170
224038	0938	171
224062	0962	171
224072	0972	172
224075	0975	172
224076	0976	172
224078	0978	172
224090	0990	172
224097	0997	172

Lucas Indiel	Nº ZEN	Pg.
224098	0998	172
224099	0999	172
227326	0183	153
227327	0158	153
227330	0445	158
227331	0160	153
227332	0161	153
227336	0461	159
227336	0462	159
227339	0238	154
227344	0463	159
227632	0120	152
227783	0467	159
227785	0468	159
227796	0740	165
227799	0742	165
227816	0492	160
227911	0771	166
227951	0741	165
227965	0743	165
228042	0389	157
228131	0162	153
228133	0467	159
228134	0469	159
228135	0740	165
228136	0742	165
228137	0741	165
228138	0743	165
228139	0468	159
228204	0438	158
228229	0753	165
228368	0762	165
228384	0762	165
228396	0860	169
229023	1635	181
229027	0978	172
229873	1090	174
229979	0932	170
229984	1027	173
229985	0942	171
229988	0836	168
229989	0965	171
1018679	0183	153
4A54440	0161	153
35255553	0244	154
35256777	0238	154
35257090	0162	153
35257326	0244	154
35257330	0445	158
35257331	0160	153
35257332	0161	153
35257336	0462	159
35257340	0162	153
35257521	0467	159
35257525	0468	159

Lucas Indiel	Nº ZEN	Pg.
35257650	0469	159
35257707	0459	159
35257783	0467	159
35257798	0740	165
35257802	0742	165
35257816	0492	160
35257824	0868	169
35257911	0771	166
35257952	0741	165
35257963	0743	165
35258131	0162	153
35258133	0467	159
35258135	0740	165
35258136	0742	165
35258137	0741	165
35258138	0743	165
35258139	0468	159
35258229	0753	165
35258384	0762	165
35258393	0469	159
35258396	0860	169
35259027	0978	172
35259037	0983	172
35259873	1090	174
35260198	0915	170
35260202	0915	170
35260280	0916	170
35260290	0945	171
35260310	0978	172
35260590	0983	172
35260625	0990	172
35260810	0978	172
35260967	1684	182
35261112	1617	181
35262227	0916	170
35262929	1617	181
4A504187	0160	153
58351424	0158	153
Lucas TVS	Nº ZEN	Pg.
26242763	1799	185
Magneti Marelli	Nº ZEN	Pg.
85553621	1902	188
Magnetron	Nº ZEN	Pg.
443937150860	0892	169
Mahindra	Nº ZEN	Pg.
4001115632A	1615	181
Mazda	Nº ZEN	Pg.
022224722	0144	153
029024830	0184	153
060423710	0341	156
134624709	0341	156
175723709	0144	153
489324722	0426	158
808824722	0352	156
859924740	0957	171

Mazda	Nº ZEN	Pg.
859924740	12658	193
859924740	12659	193
AM1518X25	0595	161
B30118400	0636	162
B30118X45	0636	162
B63018X45	0450	159
E35618X45	0450	159
F21418X25	0596	161
H83318X45	0352	156
F8RU88D004	1646	181
Mercedes Benz	Nº ZEN	Pg.
0001515813	0221	154
0011511813	1038	173
0011512113	1485	178
0011513213	1038	173
3431517113	0025	151
Mitsuba	Nº ZEN	Pg.
5485502	1849	187
SH07118	1849	187
M191X68785	1563	180
31204PD1003	0815	167
Mitsubishi	Nº ZEN	Pg.
1X18	1771	184
6Z12	1876	188
K300	0144	153
K309	0340	156
K320	0144	153
12071	0595	161
12471	0595	161
15171	1680	182
15471	1764	184
15871	1706	182
16171	0600	162
19971	1764	184
40571	1876	188
68971	1063	174
75571	1047	173
93971	1063	174
MD02052	0144	153
092441971	1933	190
MD312858	1024	173
MD600679	0144	153
MD602052	0144	153
MD602059	0327	156
MD602678	0144	153
MD602678	0327	156
MD602679	0144	153
MD604047	0184	153
MD604047	0341	156
MD604048	0184	153
MD604080	0184	153
MD607283	0352	156
MD607789	12812	193
MD607791	1047	173
MD607894	0450	159

Mitsubishi	Nº ZEN	Pg.
MD608273	0352	156
MD611211	0595	161
MD611372	0450	159
MD618963	1024	173
MD619204	1567	180
MD620980	1839	187
ME700121	0957	171
ME700121	12658	193
ME700121	12659	193
ME700972	1046	173
241894471	1921	189
MD6020599	0144	153
N31818X25	1702	182
23314T9000	0957	171
23314T9000	12658	193
23314T9000	12659	193
M001T73283	0595	161
M191T12070	0595	161
M191T12071	0595	161
M191T12171	0596	161
M191T12271	0597	161
M191T12272	0597	161
M191T12471	0595	161
M191T12571	0711	164
M191T12671	0679	164
M191T12871	0617	162
M191T13271	0596	161
M191T13471	0712	164
M191T13671	0806	167
M191T14271	0801	167
M191T14371	0825	168
M191T14671	0806	167
M191T15071	1024	173
M191T15171	1680	182
M191T15271	1761	184
M191T15871	1706	182
M191T16171	0600	162
M191T16771	1018	172
M191T16971	1018	172
M191T18271	0806	167
M191T19071	1538	179
M191T19271	1774	184
M191T22071	0450	159
M191T22371	0450	159
M191T22471	0836	168
M191T22571	0853	168
M191T22771	0450	159
M191T22971	0450	159
M191T23071	0450	159
M191T23371	1727	183
M191T23471	0450	159
M191T26171	0519	160
M191T26771	0636	162
M191T30171	0144	153
M191T30971	0144	153

Mitsubishi	Nº ZEN	Pg.
M191T30972	0144	153
M191T30973	0144	153
M191T30974	0352	156
M191T31071	0426	158
M191T33071	0144	153
M191T33371	0352	156
M191T34071	0352	156
M191T35171	0352	156
M191T35271	0426	158
M191T41971	1933	190
M191T57072	1924	189
M191T57081	1924	189
M191T57083	1924	189
M191T68071	1024	173
M191T68771	1563	180
M191T76081	0801	167
M191T90271	1808	186
M191T93971	1063	174
M191T96571	1807	186
M191X15871	1706	182
M191X16371	1702	182
M191X16771	1018	172
M191X16971	1018	172
M191X18971	1945	190
M191X19971	1764	184
M191X243BT	1801	185
M191X41271	1909	189
M191X42471	1916	189
M191X68071	1024	173
M191X68171	1563	180
M191X68471	1567	180
M191X69271	1903	188
M191X69671	1904	189
M191X94471	1921	189
M191X95971	1906	189
M191Y57081	1924	189
M357T71671	12658	193
M357T71671	12659	193
M357T72671	1046	173
M357T72672	1046	173
M357T73171	0957	171
M357T75571	1047	173
M357T76171	0957	171
M357T76171	12658	193
M357T76171	12659	193
M357T77371	0957	171
M357X72672	1046	173
M357X85273	1046	173
M605X31971	0957	171
M605X31971	12658	193
M605X31971	12659	193
M605X34971	9495	193
M605X65171	12812	193
M191T602052	0144	153
M191T602059	0144	153

Mitsubishi	Nº ZEN	Pg.
M191YT41971	1933	190
Motorcraft	Nº ZEN	Pg.
SDE354	1019	173
MYR	Nº ZEN	Pg.
0110	12683	195
0128	12690	195
0141	12675	195
0146	12687	195
0147	12682	195
1015	12685	195
1019	12681	195
1037	12689	195
Nashville	Nº ZEN	Pg.
45210100	0438	158
Nikko	Nº ZEN	Pg.
0235000350	0895	169
0235000353	0895	169
Nippon	Nº ZEN	Pg.
0280906580	1555	179
0280996580	1555	179
0283001800	1957	191
0283002200	1957	191
0283005490	1957	191
0283005710	1957	191
0283006210	1957	191
0283007610	1863	187
0283007670	1864	187
0283007680	1863	187
0283007860	1863	187
0283007940	0818	167
0283008100	1863	187
Nippondenso	Nº ZEN	Pg.
0283000085	0327	156
0283000800	0327	156
0280906580	1211	177
0280992700	0921	170
0280993088	9186	192
0280993090	9186	192
0280993270	9402	192
0280993310	9301	192
0280993380	9307	192
0280993910	9678	193
0280995590	12609	193
0280996260	9307	192
0280996300	9307	192
0280996550	12609	193
0280996580	1211	177
283000010	1201	176
0283000660	0140	153
0283000800	0327	156
0283000801	0327	156
0283000830	0341	156
0283000831	0341	156
0283000851	0184	153
0283000901	0140	153

Nippondenso	Nº ZEN	Pg.
0283000911	0140	153
0283001020	0184	153
0283001540	0184	153
0283001542	0184	153
0283001600	0947	171
0283001600	1722	183
0283001601	0947	171
0283001601	1722	183
0283001602	0947	171
0283001602	1722	183
0283001603	0947	171
0283001603	1722	183
0283001603	9186	192
0283001690	0327	156
0283001790	0947	171
0283001790	1722	183
0283001791	0947	171
0283001791	1722	183
0283001800	0947	171
0283001800	1722	183
0283001840	0946	171
0283001841	0946	171
0283001842	0946	171
0283001870	0342	156
0283001930	0339	156
0283001951	0140	153
0283002000	0947	171
0283002000	1722	183
0283002011	9301	192
0283002100	0545	161
0283002110	0947	171
0283002110	1722	183
0283002111	0947	171
0283002111	1722	183
0283002270	0947	171
0283002270	1722	183
0283003320	0341	156
0283003321	0341	156
0283003350	0140	153
0283003490	0339	156
0283003570	0498	160
0283003571	0498	160
0283003630	0947	171
0283003630	1722	183
0283003631	0947	171
0283003631	1722	183
0283003690	9402	192
0283003880	0686	164
0283004011	1097	175
0283004081	1097	175
0283004082	1097	175
0283004160	0947	171
0283004160	1722	183
283004320	0765	166
0283004390	0576	161

Nippondenso	Nº ZEN	Pg.
0283004410	0498	160
0283005400	0841	168
0283005430	10049	193
0283005450	9402	192
0283005800	0951	171
283005820	0830	168
0283005850	0576	161
0283006070	0809	167
283006680	0808	167
283006860	0750	165
0283006940	0947	171
0283006940	1722	183
0283006960	0809	167
0283006990	0818	167
0283007160	1213	177
0283007170	0818	167
283007720	0817	167
0283007910	1213	177
0283007990	0818	167
0283008100	10049	193
0283008550	10049	193
0283008600	10049	193
0283008870	1734	183
0283009541	1841	187
0283010020	1211	177
0283010060	1212	177
0283711980	12609	193
0283715730	9678	193
0283716190	12609	193
0283716490	9506	193
0283717060	9678	193
2801113060	0841	168
2801154070	1215	177
2801174070	1211	177
280210N080	1816	186
2810054310	0921	170
Nissan	Nº ZEN	Pg.
233120990	0141	153
233542L70	0595	161
2354V0700	0790	166
23300H6000	0349	156
2331210600	0141	153
2331210605	0141	153
2331210G00	0790	166
2331211M00	0790	166
233121E400	1021	173
2331221000	0141	153
2331221005	0141	153
2331231U00	1016	172
2331231U01	1017	172
2331236A00	0793	166
2331242670	0595	161
2331243601	0141	153
2331243G00	1862	187
2331250Y01	1020	173

Nissan	Nº ZEN	Pg.
2331290J00	0863	169
2331293J00	1062	174
23312AA000	0600	162
23312AA050	1018	172
23312C0600	0429	158
23312D0100	0499	160
23312E3000	0141	153
23312E3010	0144	153
23312E3300	0141	153
23312E6000	0141	153
23312E6700	0349	156
23312E6800	0351	156
23312E6801	0351	156
23312H5000	0349	156
23312H5001	0349	156
23312H6700	0349	156
23312H6900	0349	156
23312H9100	0737	165
23312KA050	0517	160
23312M1500	0382	157
23312M1501	0382	157
23312M4901	0737	165
23312M4902	0791	166
23312M8000	0517	160
23312M8101	0554	161
23312N0900	0141	153
23312N3300	0351	156
23312N5900	0737	165
23312N5903	0737	165
23312T9000	0901	170
23312T9003	0901	170
23312U6000	0351	156
23312V5301	0737	165
23312V5302	0737	165
23312V6000	0351	156
23312Y0511	0352	156
23312Y0700	0351	156
23314Z9002	0901	170
233540B710	1019	173
2335410T00	1947	190
2335416E01	1207	177
2335420R10	0596	161
2335430R10	0679	164
2335442L10	0450	159
2335442L11	0450	159
2335442L70	0595	161
2335453J11	0711	164
23354T5000	0853	168
23354V0700	0790	166
2335704E10	0595	161
2335720H12	9495	193
23357W1700	9527	193
23312M15001	0382	157
233312KA050	0517	160

Pal	Nº ZEN	Pg.
443937150171	0831	168
Paris Rhone	Nº ZEN	Pg.
013610	0287	155
54457	0458	159
55105	0217	154
70672	0217	154
076980	0248	155
078862	0189	153
092079	0189	153
093297	0189	153
093623	0248	155
95464	0285	155
95956	0216	154
95990	0215	154
096118	0189	153
097062	0248	155
97584	0463	159
99738	0571	161
99931	0287	155
99931	1187	176
103611	0570	161
103624	0530	160
103790	0463	159
105325	0461	159
105538	0656	163
105540	0646	163
106140	0574	161
180826	0647	163
180827	0961	171
181068	0657	163
182412	0775	166
183917	0574	161
184448	0775	166
184530	0961	171
185182	0656	163
186020	0747	165
594029	0775	166
594031	0775	166
Porsche	Nº ZEN	Pg.
21301502	0790	166
213065001	0790	166
213075004	0790	166
2331211M00	0790	166
23354V0700	0790	166
21013708620	0213	154
CT2213708600	0213	154
Prestolite	Nº ZEN	Pg.
K01212	12692	195
K01219	12687	195
K01221	12675	195
K01284	12675	195
K01678	1888	188
K21147	12682	195
35258669	12682	195
35259859	12687	195

Prestolite	Nº ZEN	Pg.
35259952	12675	195
35259959	12692	195
35261035	0945	171
35262268	1784	185
DRA3002D	0767	166
Remy	Nº ZEN	Pg.
C2000	0054	151
C2001	0050	151
C2002	0054	151
D2003	0013	151
D2008	0020	151
D2010	1216	192
D2012	1216	192
D2014	0020	151
D2018	0050	151
D2020	0020	151
D2023	1216	192
D2028	0013	151
D2032	0433	158
D2032	1189	176
D2047	0610	162
D2049	0020	151
F2003	0205	153
F2004	0053	151
S5894	0454	159
DR2000	0243	154
DR2001	0243	154
DR2003	0243	154
ESP281	1605	180
1108481	0020	151
1838065	0135	153
1865687	0522	160
1875687	0020	151
1878079	1216	192
1881636	1216	192
1883768	0032	192
1887463	1216	192
1889129	0054	151
1904170	1216	192
1909204	1216	192
1912766	1216	192
1913587	1216	192
1913589	1216	192
1918219	1216	192
1922266	1216	192
1922419	0032	192
1923288	0032	192
1925079	1216	192
1925285	1216	192
1925871	1216	192
1932185	0013	151
1932188	0013	151
1933214	0032	192
1935827	0020	151
1935829	0020	151

Remy	Nº ZEN	Pg.
1938065	0135	153
1938637	1216	192
1938976	0032	192
1939178	0032	192
1939444	0050	151
1939506	0013	151
1945842	0020	151
1947727	0020	151
1950398	0032	192
1952832	1216	192
1954437	0032	192
1954842	0020	151
1954842	1184	176
1954867	0020	151
1958621	1216	192
1958842	0032	192
1961372	0032	192
1964293	1216	192
1965538	0020	151
1965723	0020	151
1965923	0020	151
1971147	1216	192
1972281	0054	151
1972282	0050	151
1972286	0205	153
1972287	0053	151
1972365	0054	151
1974355	0013	151
1984511	0433	158
1984511	1189	176
1989214	0610	162
3471040	0243	154
3471490	0243	154
3471912	0243	154
07363070	0010	151
8000045	10003	191
8000058	10003	191
9000856	10003	191
9000868	10003	191
9000876	10003	191
9000881	10003	191
9000896	10003	191
9000901	10003	191
9000933	10003	191
9000939	10003	191
9000948	10003	191
9000977	10003	191
10451980	0770	166
10452348	10003	191
10452918	1614	180
10455504	10003	191
10456422	0020	151
10456455	1194	176
10457056	1194	176
10457057	0649	163

Remy	Nº ZEN	Pg.
10457060	1198	176
10457141	0723	165
10457178	0645	163
10457579	1194	176
10465293	0756	165
10472809	0752	165
10475540	1620	181
10475616	0756	165
10475958	0854	169
10475974	0770	166
10476642	0774	166
10487536	0783	166
10492409	0958	171
10497257	0752	165
10500475	1482	178
10501804	10003	191
10504495	12720	195
10504515	10003	191
10521484	10003	191
10524174	1745	183
10526466	13119	194
10535802	1913	189
10540773	1912	189
10543845	1911	189
19024518	0392	157
19024520	0367	157
19025715	0367	157
89017523	10003	191
96051972	0570	161
96051972	0576	161
Renault	Nº ZEN	Pg.
7701019295	0285	155
Skoda	Nº ZEN	Pg.
1722	0892	169
115904030	0831	168
Subaru	Nº ZEN	Pg.
280992420	0339	156
492097002	0341	156
492866401	0517	160
892094112	0341	156
892096102	0341	156
23300KA270	0517	160
23312AA000	0600	162
23312AA030	1213	177
23312AA080	1945	190
Suzuki	Nº ZEN	Pg.
3132051A10	0951	171
3132060A10	0617	162
3132063210	0184	153
3132072031	0352	156
3132078310	0686	164
3132079030	0450	159
3132082010	0576	161
3132082130	0450	159
3132082139	0450	159

Suzuki	Nº ZEN	Pg.
3132086030	0595	161
3132086L00	1908	189
SWS	Nº ZEN	Pg.
11812010	9702	193
Tata	Nº ZEN	Pg.
26245134	1681	182
26258286	1715	183
Thermo King	Nº ZEN	Pg.
442910	0376	157
446676	9526	193
446681	9526	193
2801167030	1097	175
Toyota	Nº ZEN	Pg.
6070	0809	167
280110D030	1547	179
280110Q020	1545	179
280110T310	1875	188
2801115010	0140	153
2801117020	1830	186
2801120540	0947	171
2801120540	1722	183
2801122010	0184	153
2801122020	0184	153
2801122021	0327	156
2801122022	0184	153
2801123020	0184	153
2801124020	0184	153
2801124060	0184	153
2801124080	0184	153
2801125012	0327	156
2801125020	0327	156
2801126020	0184	153
2801126041	0947	171
2801126041	1722	183
2801126041	9186	192
2801126042	0947	171
2801126042	1722	183
2801126042	9186	192
2801133033	0184	153
2801135030	0947	171
2801135030	1722	183
2801140041	0184	153
2801141010	0327	156
2801141011	0327	156
2801141012	0327	156
2801141020	0140	153
2801141020	0327	156
2801141020	0353	156
2801141021	0140	153
2801146010	0184	153
2801154010	1827	186
2801154010	9301	192
2801154070	0921	170
2801154380	0954	171
2801160040	0140	153

Toyota	Nº ZEN	Pg.
2801160041	0140	153
2801160041	0353	156
2801164010	1097	175
2801164030	1097	175
2801167030	1097	175
2801170020	0809	167
2801174070	1555	179
2801176070	0818	167
2801177090	1827	186
2801187102	0184	153
2801187505	1895	188
2801187704	0341	156
2802173020	1813	186
2810110710	0947	171
2810110710	1722	183
Tria	Nº ZEN	Pg.
116	0609	162
3143	0605	162
3902	0731	165
ZAA911335	0605	162
ZAE911335	0443	158
Unifap	Nº ZEN	Pg.
11010	12683	195
11015	12685	195
11019	12681	195
11037	12689	195
11128	12690	195
12147	12682	195
12212	12692	195
12219	12687	195
12221	12675	195
14150	12720	195
UF13119	12717	195
UFP0060	12786	195
Unipoint	Nº ZEN	Pg.
SD5053	1722	183
SD5070	1827	186
SD5072	1827	186
SD5074	1830	186
SD5201	9186	192
Valeo	Nº ZEN	Pg.
2E11	1778	185
2H08	1777	185
1L22B	1775	184
3F25B	1872	187
059427	1458	178
059527	1458	178
060527	0965	171
60910	1686	182
7D24B	1771	184
080327	0965	171
090800	1064	174
095464	0285	155
097062	0248	155
099931	0287	155

Valeo	Nº ZEN	Pg.
NE156	0217	154
NE173	0285	155
NE180	0189	153
NE184	0248	155
NE197	0287	155
NE209	0656	163
NE210	0936	170
NE211	0647	163
NE307	0574	161
NE308	0574	161
NE314	0404	157
NE319	0189	153
NE324	0245	154
NE325	0244	154
NE563	0463	159
NE584	0463	159
NE603	0574	161
NE776	0961	171
NE778	0775	166
NE784	0775	166
NE830	0747	165
NE831	1074	174
NE832	0961	171
NE834	1023	173
NE875	0787	166
NE877	1209	177
NE883	0656	163
NE885	1162	175
NE949	0965	171
NE971	0843	168
100327	0965	171
101310	1686	182
102846	1963	191
110427	1533	179
157391	1758	184
161039	1534	179
170539	1534	179
180205	0843	168
182047	0656	163
182052	0936	170
182176	0961	171
182177	0647	163
182178	0657	163
182848	0843	168
184448	0775	166
184917	0287	155
185182	0656	163
185290	1074	174
185441	0747	165
185675	0961	171
185915	1023	173
186321	1162	175
186456	0961	171
186798	1209	177
186867	0787	166

Valeo	Nº ZEN	Pg.
186938	0787	166
187077	1839	187
187336	0965	171
187428	1152	175
187528	1458	178
187788	0843	168
187863	0965	171
187960	0787	166
187961	1209	177
187981	1209	177
187996	0965	171
188251	0965	171
188256	1074	174
188270	1926	190
188440	1064	174
188595	1822	186
188887	0787	166
188993	1607	180
190205	0843	168
191448	1822	186
191547	1891	188
191548	1890	188
191601	1752	184
192750	1910	189
192929	1812	186
192978	1752	184
193013	1838	187
193512	1763	184
193751	1758	184
194213	1812	186
194440	1925	190
194480	1925	190
195041	1756	184
195202	1776	185
195334	1756	184
195353	1838	187
198159	1824	186
220527	0965	171
230205	0843	168
236896	1534	179
250527	0965	171
260412	0965	171
290212	0965	171
290327	0965	171
300305	0843	168
406575	1752	184
438224	1756	184
458388	1756	184
492828	0965	171
494828	0965	171
494829	0843	168
494830	1064	174
494831	1534	179
494832	0965	171
494833	1533	179

Valeo	Nº ZEN	Pg.
501446	1686	182
501490	1735	183
501492	1788	185
501493	1755	184
501494	1787	185
501495	1825	186
501497	1915	189
501498	1934	190
501502	1893	188
583289	0574	161
583336	0574	161
584135	1023	173
584185	1023	173
594029	0775	166
594031	0775	166
594042	0961	171
594108	0747	165
594136	1074	174
594177	1209	177
594185	1023	173
594214	0787	166
594245	0656	163
594247	1839	187
594251	1162	175
594252	1209	177
594279	1458	178
594287	0965	171
594345	0843	168
594382	1822	186
594389	1926	190
594410	1607	180
594631	1812	186
594665	1890	188
594666	1891	188
594699	1926	190
594717	1838	187
594726	1763	184
594734	1925	190
595683	1768	184
595724	1776	185
612355	0189	153
681380	0244	154
0809042	1607	180
NE 212	0657	163
1200580	1755	184
1201665	1534	179
1201728	1735	183
1201856	1686	182
1202517	1791	185
1204813	1825	186
1205962	1893	188
1206998	1755	184
1208965	1934	190
200202	1891	188
SS260300	1064	174

Valeo	Nº ZEN	Pg.
3610026710	1847	187
Visteon	Nº ZEN	Pg.
STRC019	0959	171
Volkswagen	Nº ZEN	Pg.
80415	0015	151
85357	0044	151
2431807	0036	192
04128642	0024	151
9307667	0046	151
02A911023	0482	160
052911335	0068	152
056911335	0068	152
059911335	0080	152
0219113355	0900	169
049911335A	0482	160
055911335B	0323	156
056911335A	0068	152
059911335B	0108	152
068911335F	1067	174
ZBA911335	0068	152
ZBC911335	0108	152
1119113354	0192	153
1119113356	0328	156
111911335B	0006	151
113911335A	0119	152
113911335B	0119	152
113911335B	1895	188
113911335C	0131	153
3059112875	0348	156
3059113353	0065	152
311911335A	0065	152
78MU11350A	0108	152
BC4N11350A	0024	151
BD0A11350A	0056	152
BD5M11350A	0293	155
BD5T11350A	0085	152
BD7D11350A	0082	152
T11911335A	0085	152
ZBA911335A	0329	156
ZBC911335A	0293	155
Vulko	Nº ZEN	Pg.
18244	0572	161
19629	1949	190
19656	1950	190
Wapsa	Nº ZEN	Pg.
2244	0024	151
224001	0001	151
224001	0005	151
224004	0024	151
224010	0025	151
224012	0192	153
224016	0056	152
224026	0085	152
224033	0045	151
224034	0010	151



Wapsa	Nº ZEN	Pg.
224035	0104	152
224038	0024	151
224039	0126	152
224043	0024	151
224046	0329	156
224047	0328	156
224048	0348	156
224051	0293	155
224052	0294	155
224053	0293	155
2244036	0024	151
Ww	Nº ZEN	Pg.
10120	0339	156
10121	0184	153
10127	0144	153
10501	0184	153
10502	0327	156
10504	0184	153
10671	0890	169
480466	0013	151

AES	Nº ZEN	Pg.
17138	9702	193
S1935	9702	193
AES New	Nº ZEN	Pg.
17847N	1548	179
S1935N	9702	193
S1936N	9702	193
17847NOE	1548	179
AIM	Nº ZEN	Pg.
SH0093R	1548	179
SJ0053R	9702	193
Alfa Romeo	Nº ZEN	Pg.
51787218	1899	188
51808557	1899	188
American	Nº ZEN	Pg.
89530020124	1189	176
Amsco	Nº ZEN	Pg.
VS17847	1548	179
Arc	Nº ZEN	Pg.
S1660	9702	193
Arrowhead	Nº ZEN	Pg.
SHI0015	9702	193
SHI0032	9702	193
SMU0404	1548	179
Autolite Prestolite	Nº ZEN	Pg.
C5AF1A	0135	153
MZ4205	0050	151
C5AF/1A	0135	153
MZZ4658	0050	151
MHB4011R	0050	151
MHB4012R	0050	151
MHB4013R	0050	151
Beck Arnley	Nº ZEN	Pg.
1870556	9702	193
1870804	1548	179
BMW	Nº ZEN	Pg.
12417515390	1720	183
12417515391	1720	183
12417524843	1720	183
12417610348	1720	183
12417788680	1718	183
12417788682	1718	183
Bosch	Nº ZEN	Pg.
NN9	0015	151
2164	1650	181
0000084013	0087	192
000114004	0482	160
00010DB98E	1562	180
0001106011	0976	172
0001106012	0745	165
0001106014	0976	172
0001106015	0976	172
0001106017	0745	165
0001106022	0745	165
0001106023	0745	165
0001106024	0745	165

Bosch	Nº ZEN	Pg.
0001107003	0729	165
0001107004	0729	165
0001107005	0900	169
0001107006	0900	169
0001107007	0799	167
0001107007	12690	195
0001107008	0799	167
0001107009	0745	165
0001107009	12683	195
0001107011	12786	195
0001107012	0745	165
0001107012	12683	195
0001107013	0745	165
0001107013	12683	195
0001107014	0520	160
0001107015	0745	165
0001107015	12683	195
0001107016	0520	160
0001107017	0745	165
0001107018	0745	165
0001107019	0745	165
0001107020	0799	167
0001107020	12690	195
0001107021	0799	167
0001107022	0729	165
0001107023	0729	165
0001107025	0745	165
0001107026	0745	165
0001107027	0520	160
0001107028	0520	160
0001107029	0520	160
0001107030	0998	172
0001107033	0475	160
0001107034	0745	165
0001107034	12683	195
0001107037	0925	170
0001107039	12786	195
0001107041	0520	160
0001107043	0938	171
0001107044	0745	165
0001107045	0745	165
0001107047	0976	172
0001107048	0925	170
0001107049	0852	168
0001107052	0799	167
0001107054	0925	170
0001107056	0745	165
0001107059	1156	175
0001107060	12683	195
0001107062	0997	172
0001107063	0976	172
0001107066	0998	172
0001107067	0925	170
0001107068	0925	170
0001107069	0925	170

Bosch	Nº ZEN	Pg.
0001107070	0745	165
0001107070	0925	170
0001107072	0925	170
0001107073	0925	170
0001107074	0925	170
0001107076	0925	170
0001107077	0976	172
0001107078	0998	172
0001107079	0998	172
0001107082	1156	175
0001107085	1486	178
0001107087	0938	171
0001107088	1547	179
0001107091	0976	172
0001107092	1708	183
0001107093	1708	183
0001107098	0976	172
0001107401	1619	181
0001107402	1619	181
0001107403	1619	181
0001107404	1619	181
0001107405	1619	181
0001107406	1619	181
0001107407	1597	180
0001107408	1619	181
0001107409	1619	181
0001107410	1597	180
0001107411	1927	190
0001107415	1545	179
0001107417	1597	180
0001107418	1597	180
0001107421	1619	181
0001107423	1720	183
0001107424	1720	183
0001107425	1720	183
0001107426	1720	183
0001107427	1619	181
0001107428	1619	181
0001107431	1545	179
0001107432	1545	179
0001107433	1720	183
0001107434	1720	183
0001107435	1619	181
0001107436	1619	181
0001107438	1545	179
0001107439	1545	179
0001107442	1720	183
0001107443	1720	183
0001107446	1619	181
0001107447	1619	181
0001107448	1720	183
0001107449	1720	183
0001107477	1757	184
0001107478	1899	188
0001107479	1899	188

Bosch	Nº ZEN	Pg.
0001107490	1927	190
0001107491	1927	190
0001107514	1720	183
0001107525	1720	183
0001107526	1720	183
0001107529	1720	183
0001108001	0482	160
0001108002	0482	160
0001108003	0482	160
0001108004	0520	160
0001108007	0482	160
0001108009	0482	160
0001108010	0482	160
0001108011	0482	160
0001108012	0482	160
0001108013	0532	160
0001108016	0482	160
0001108017	0482	160
0001108018	0482	160
0001108019	0482	160
0001108020	0520	160
0001108021	0798	167
0001108022	0482	160
0001108023	0482	160
0001108024	0482	160
0001108026	0482	160
0001108027	0482	160
0001108028	0482	160
0001108029	0482	160
0001108030	0482	160
0001108031	0482	160
0001108032	0532	160
0001108033	0520	160
0001108035	0482	160
0001108037	0520	160
0001108038	0482	160
0001108039	0520	160
0001108040	0520	160
0001108042	0475	160
0001108043	0482	160
0001108044	0482	160
0001108045	0532	160
0001108046	0532	160
0001108047	0482	160
0001108048	0482	160
0001108051	0482	160
0001108052	0482	160
0001108053	0482	160
0001108054	0475	160
0001108056	0482	160
0001108057	0520	160
0001108059	0900	169
0001108060	0900	169
0001108061	0482	160
0001108062	0482	160

Bosch	Nº ZEN	Pg.	Bosch	Nº ZEN	Pg.	Bosch	Nº ZEN	Pg.	Bosch	Nº ZEN	Pg.
0001108063	0475	160	0001108125	0482	160	0001108420	1899	188	0001110011	0475	160
0001108064	0482	160	0001108126	0482	160	0001108421	1899	188	0001110012	0482	160
0001108065	0475	160	0001108127	0579	161	0001108428	1757	184	0001110013	0520	160
0001108066	0532	160	0001108129	0475	160	0001108429	1757	184	0001110013	0962	171
0001108068	0641	162	0001108130	0482	160	0001108441	1740	183	0001110014	0579	161
0001108069	0641	162	0001108131	0475	160	0001108442	1740	183	0001110016	0630	162
0001108070	0641	162	0001108132	0520	160	0001108450	1899	188	0001110017	0800	167
0001108071	0520	160	0001108134	0641	162	0001108451	1899	188	0001110019	0520	160
0001108072	0482	160	0001108135	0641	162	0001108456	1899	188	0001110019	0962	171
0001108073	0482	160	0001108136	0482	160	0001108457	1899	188	0001110022	0482	160
0001108074	0482	160	0001108137	1474	178	0001109001	0797	167	0001110023	0482	160
0001108075	0803	167	0001108139	0520	160	0001109002	0797	167	0001110024	0575	161
0001108076	0900	169	0001108140	0520	160	0001109006	0797	167	0001110025	0630	162
0001108077	0900	169	0001108143	0482	160	0001109009	0475	160	0001110026	0630	162
0001108078	0482	160	0001108144	1474	178	0001109014	1031	173	0001110027	0482	160
0001108079	0482	160	0001108145	0475	160	0001109014	1037	173	0001110028	0475	160
0001108080	0482	160	0001108147	0798	167	0001109014	1057	174	0001110029	0482	160
0001108081	0482	160	0001108148	0482	160	0001109015	1109	175	0001110030	0482	160
0001108082	0520	160	0001108149	0482	160	0001109018	0925	170	0001110031	0639	162
0001108083	0520	160	0001108150	0482	160	0001109021	1631	181	0001110032	0639	162
0001108085	0482	160	0001108151	0803	167	0001109022	1631	181	0001110033	0794	167
0001108086	0482	160	0001108152	0520	160	0001109025	1033	173	0001110039	0630	162
0001108087	0520	160	0001108153	0482	160	0001109026	1030	173	0001110041	0475	160
0001108088	0482	160	0001108154	0803	167	0001109030	1033	173	0001110042	0475	160
0001108089	0482	160	0001108155	0520	160	0001109031	1155	175	0001110043	0962	171
0001108090	0482	160	0001108156	1474	178	0001109033	1033	173	0001110044	0962	171
0001108091	0803	167	0001108157	0997	172	0001109034	1107	175	0001110045	0482	160
0001108092	0803	167	0001108160	0641	162	0001109035	1033	173	0001110046	0482	160
0001108093	0482	160	0001108162	0925	170	0001109036	1031	173	0001110048	0482	160
0001108094	0579	161	0001108166	0925	170	0001109036	1037	173	0001110049	0482	160
0001108095	0579	161	0001108167	0925	170	0001109040	1474	178	0001110051	0962	171
0001108096	0900	169	0001108169	0997	172	0001109041	1882	188	0001110052	0482	160
0001108097	0900	169	0001108171	0976	172	0001109048	1882	188	0001110053	0630	162
0001108098	0482	160	0001108172	0925	170	0001109052	1109	175	0001110054	0630	162
0001108099	0805	167	0001108173	0925	170	0001109062	1109	175	0001110055	0630	162
0001108100	0475	160	0001108174	0925	170	0001109063	1882	188	0001110061	0639	162
0001108101	0482	160	0001108175	0925	170	0001109066	1631	181	0001110062	0639	162
0001108102	0482	160	0001108176	0976	172	0001109067	1631	181	0001110064	0962	171
0001108103	0641	162	0001108180	1058	174	0001109068	1109	175	0001110065	0962	171
0001108104	0641	162	0001108181	0998	172	0001109205	1642	181	0001110066	1067	174
0001108105	0641	162	0001108182	1058	174	0001109250	1031	173	0001110067	1067	174
0001108106	0520	160	0001108183	1031	173	0001109252	1882	188	0001110069	0520	160
0001108107	0482	160	0001108183	1037	173	0001109264	1882	188	0001110069	0900	169
0001108108	0475	160	0001108184	0976	172	0001109300	1650	181	0001110070	0520	160
0001108110	0520	160	0001108186	1058	174	0001109301	1650	181	0001110070	0900	169
0001108111	0520	160	0001108197	1485	178	0001109304	1642	181	0001110071	1486	178
0001108112	0482	160	0001108217	1031	173	0001109305	1642	181	0001110072	1486	178
0001108113	0482	160	0001108217	1037	173	0001109306	1650	181	0001110075	0630	162
0001108115	0475	160	0001108218	1031	173	0001109307	1650	181	0001110076	0579	161
0001108117	0475	160	0001108218	1037	173	0001109388	1642	181	0001110077	0579	161
0001108120	0482	160	0001108222	1485	178	0001110001	0579	161	0001110078	0630	162
0001108121	0520	160	0001108223	1485	178	0001110001	0619	162	0001110079	0630	162
0001108122	0520	160	0001108400	1576	180	0001110002	0579	161	0001110082	0630	162
0001108123	0641	162	0001108409	1740	183	0001110003	0630	162	0001110084	0639	162
0001108124	0482	160	0001108410	1740	183	0001110005	0630	162	0001110085	0639	162

Bosch	Nº ZEN	Pg.	Bosch	Nº ZEN	Pg.	Bosch	Nº ZEN	Pg.	Bosch	Nº ZEN	Pg.
0001110086	0900	169	0001113003	0520	160	0001121011	1108	175	0001125005	0932	170
0001110087	0900	169	0001113004	0482	160	0001121016	1069	174	0001125006	0932	170
0001110088	0962	171	0001113005	0520	160	0001121018	1069	174	0001125007	0937	170
0001110089	0630	162	0001113007	0482	160	0001121022	1920	189	0001125007	1814	186
0001110090	1474	178	0001113009	0520	160	0001121023	1920	189	0001125008	0937	170
0001110091	0630	162	0001113010	0938	171	0001121030	1223	177	0001125008	1814	186
0001110092	0630	162	0001113013	0482	160	0001121031	1223	177	0001125011	0937	170
0001110095	0630	162	0001113017	0938	171	0001121032	1223	177	0001125011	1814	186
0001110098	0579	161	0001114003	0482	160	0001121034	1223	177	0001125012	0937	170
0001110100	0482	160	0001114005	0579	161	0001121402	1685	182	0001125012	1814	186
0001110101	0482	160	0001114008	0520	160	0001121403	1685	182	0001125013	0937	170
0001110102	0630	162	0001114009	0900	169	0001121408	1632	181	0001125013	1814	186
0001110104	0962	171	0001114010	0900	169	0001121409	1632	181	0001125016	1655	181
0001110105	0962	171	0001114014	0520	160	0001121410	1632	181	0001125017	1655	181
0001110106	0482	160	0001114015	0482	160	0001121411	1632	181	0001125018	1655	181
0001110107	0482	160	0001114016	0482	160	0001121412	1685	182	0001125019	1655	181
0001110110	1487	178	0001114017	0520	160	0001121429	1685	182	0001125031	0937	170
0001110111	0475	160	0001114020	0520	160	0001121430	1685	182	0001125039	0972	172
0001110112	1031	173	0001114021	0520	160	0001121440	1685	182	0001125046	1655	181
0001110112	1037	173	0001114022	0520	160	0001122201	1720	183	0001125047	1655	181
0001110113	0630	162	0001115001	1031	173	0001122400	1632	181	0001125048	1655	181
0001110115	0630	162	0001115001	1037	173	0001122401	1632	181	0001125049	1655	181
0001110118	0900	169	0001115002	0925	170	0001122402	1685	182	0001125605	1655	181
0001110119	0900	169	0001115005	1485	178	0001123001	1223	177	0001125606	1655	181
0001110120	1474	178	0001115006	0976	172	0001123002	1223	177	0001137003	1908	189
0001110122	0482	160	0001115007	0925	170	0001123003	1223	177	0001137004	1908	189
0001110124	0630	162	0001115008	1031	173	0001123012	1814	186	0001137005	1908	189
0001110125	0630	162	0001115008	1037	173	0001123013	1814	186	0001138011	1908	189
0001110128	0482	160	0001115009	1485	178	0001123014	1823	186	0001138012	1908	189
0001110999	0800	167	0001115035	0475	160	0001123015	1823	186	0001138029	1908	189
0001112003	0579	161	0001115049	1485	178	0001123016	1823	186	0001138030	1908	189
0001112005	0482	160	0001115050	1485	178	0001123017	1823	186	0001138037	1908	189
0001112007	0482	160	0001115078	1790	185	0001123018	1814	186	0001138038	1908	189
0001112007	0976	172	0001115079	1790	185	0001123019	1814	186	0001138051	1932	190
0001112008	0482	160	0001116001	1153	175	0001123020	1823	186	0001138052	1932	190
0001112009	0520	160	0001116003	0976	172	0001123021	1823	186	0001138055	1932	190
0001112010	0900	169	0001116006	1708	183	0001123024	1223	177	0001138056	1932	190
0001112011	0900	169	0001120400	1632	181	0001123036	1856	187	0001138073	1932	190
0001112012	0520	160	0001120401	1632	181	0001123038	1856	187	0001138074	1932	190
0001112013	0482	160	0001120404	1632	181	0001123039	1856	187	0001142001	1826	186
0001112015	0482	160	0001120405	1632	181	0001123044	1856	187	0001142003	1826	186
0001112016	0520	160	0001120406	1632	181	0001124001	0937	170	0001142005	1826	186
0001112019	0976	172	0001120407	1632	181	0001124001	1814	186	0001153001	1826	186
0001112020	0520	160	0001120408	1632	181	0001124002	1814	186	0001153007	1826	186
0001112021	0482	160	0001120409	1632	181	0001124003	0932	170	0001153009	1826	186
0001112025	0482	160	0001120410	1632	181	0001124005	0937	170	0001153015	1826	186
0001112027	0482	160	0001120411	1632	181	0001124005	1814	186	0001157013	0325	156
0001112028	0482	160	0001121001	1223	177	0001124006	0937	170	0001157021	0325	156
0001112029	0482	160	0001121002	1223	177	0001124006	1814	186	0001157023	0325	156
0001112032	0871	169	0001121003	1223	177	0001124011	0972	172	0001157024	0108	152
0001112033	0520	160	0001121006	1108	175	0001124013	0932	170	0001157025	0108	152
0001112038	0579	161	0001121007	1108	175	0001125001	0937	170	0001157028	0108	152
0001112041	0976	172	0001121008	1069	174	0001125001	1814	186	0001157029	0108	152
0001112044	0976	172	0001121009	1069	174	0001125002	0937	170	0001157030	0108	152
0001113001	0482	160	0001121010	1108	175	0001125003	0972	172	0001160003	0131	153

Bosch	Nº ZEN	Pg.	Bosch	Nº ZEN	Pg.	Bosch	Nº ZEN	Pg.	Bosch	Nº ZEN	Pg.
0001160013	0131	153	0001208040	0307	155	0001208518	0482	160	0001211242	0108	152
0001170416	1938	190	0001208046	0080	152	0001208521	0520	160	0001211244	0068	152
0001170417	1938	190	0001208047	0080	152	0001208528	0482	160	0001211245	0068	152
0001170420	1938	190	0001208049	0220	154	0001208705	0482	160	0001211246	0111	152
0001170421	1938	190	0001208050	0080	152	0001208706	0520	160	0001211247	0068	152
0001170422	1939	190	0001208053	0068	152	0001208707	0482	160	0001211248	0068	152
0001170423	1939	190	0001208054	0068	152	0001208709	0482	160	0001211249	0068	152
0001177000	1803	186	0001208055	0068	152	0001208710	0482	160	0001211251	0229	154
0001177001	1803	186	0001208055	0307	155	0001208711	0482	160	0001211252	0229	154
0001177006	1803	186	0001208058	0080	152	0001208713	0482	160	0001211253	0229	154
0001177007	1803	186	0001208059	0080	152	0001208714	0482	160	0001211254	0229	154
0001177008	1803	186	0001208061	0080	152	0001208715	0520	160	0001211255	0323	156
0001177009	1803	186	0001208100	0345	156	0001208717	0482	160	0001211256	0323	156
0001179500	1803	186	0001208101	0345	156	0001208718	0520	160	0001211257	0323	156
0001179501	1803	186	0001208200	0108	152	0001209001	0223	154	0001211258	0323	156
0001201009	0015	151	0001208201	0108	152	0001209002	0080	152	0001211500	0482	160
0001201010	0015	151	0001208202	0108	152	0001209003	0080	152	0001211501	0482	160
0001203008	0015	151	0001208204	0361	156	0001209006	0223	154	0001211502	0482	160
0001203016	0044	151	0001208206	0108	152	0001209008	0080	152	0001211503	0482	160
0001203016	0227	154	0001208208	0108	152	0001209012	0080	152	0001211504	0482	160
0001203024	0015	151	0001208209	0108	152	0001209014	0223	154	0001211505	0482	160
0001203025	0015	151	0001208211	0108	152	0001211006	0080	152	0001211510	0482	160
0001203026	0015	151	0001208213	0442	158	0001211010	0080	152	0001211512	0520	160
0001205005	0006	151	0001208216	0108	152	0001211012	0131	153	0001211513	0520	160
0001205012	0006	151	0001208217	0108	152	0001211018	0080	152	0001211514	0482	160
0001205016	0006	151	0001208218	0111	152	0001211020	0223	154	0001211515	0520	160
0001205017	0015	151	0001208220	0222	154	0001211025	0307	155	0001211525	0482	160
0001207001	0119	152	0001208222	0442	158	0001211146	0857	169	0001211536	0482	160
0001207002	0119	152	0001208223	0222	154	0001211200	0345	156	0001211987	0307	155
0001207003	0223	154	0001208224	0108	152	0001211201	0345	156	0001211988	0307	155
0001207006	0223	154	0001208225	0108	152	0001211206	0220	154	0001211989	0220	154
0001207010	0080	152	0001208226	0108	152	0001211207	0108	152	0001211991	0080	152
0001207012	0223	154	0001208227	0108	152	0001211209	0068	152	0001211992	0065	152
0001207014	0223	154	0001208228	0108	152	0001211210	0068	152	0001211992	0323	156
0001207015	0223	154	0001208229	0108	152	0001211213	0068	152	0001211993	0065	152
0001207016	0131	153	0001208232	0222	154	0001211214	0068	152	0001211993	0323	156
0001207018	0131	153	0001208233	0108	152	0001211215	0108	152	0001211995	0307	155
0001207019	0131	153	0001208400	0108	152	0001211216	0068	152	0001211996	0307	155
0001208001	0080	152	0001208405	0108	152	0001211217	0068	152	0001211998	0323	156
0001208003	0080	152	0001208408	0111	152	0001211218	0068	152	0001212006	0325	156
0001208004	0223	154	0001208409	0222	154	0001211219	0068	152	0001214001	0223	154
0001208006	0119	152	0001208411	0323	156	0001211220	0068	152	0001217174	0875	169
0001208006	0223	154	0001208412	0323	156	0001211221	0229	154	0001218001	0631	162
0001208007	0223	154	0001208416	0323	156	0001211222	0229	154	0001218002	0632	162
0001208009	0080	152	0001208417	0323	156	0001211223	0323	156	0001218004	0631	162
0001208011	0080	152	0001208418	0323	156	0001211224	0323	156	0001218005	0631	162
0001208017	0119	152	0001208423	0222	154	0001211227	0222	154	0001218006	0572	161
0001208023	0080	152	0001208501	0482	160	0001211228	0222	154	0001218007	0706	164
0001208025	0080	152	0001208507	0482	160	0001211229	0108	152	0001218008	0631	162
0001208026	0080	152	0001208510	0482	160	0001211230	0068	152	0001218009	0573	161
0001208030	0080	152	0001208513	0520	160	0001211233	0068	152	0001218010	0631	162
0001208032	0223	154	0001208514	0520	160	0001211234	0068	152	0001218011	0573	161
0001208033	0080	152	0001208515	0482	160	0001211235	0068	152	0001218012	0631	162
0001208036	0080	152	0001208516	0482	160	0001211236	0068	152	0001218013	0631	162
0001208038	0080	152	0001208517	0482	160	0001211239	0222	154	0001218014	0875	169

Bosch	Nº ZEN	Pg.	Bosch	Nº ZEN	Pg.	Bosch	Nº ZEN	Pg.	Bosch	Nº ZEN	Pg.
0001218015	0632	162	0001223555	1027	173	0001311109	0108	152	0001314027	0361	156
0001218016	0572	161	0001230001	1038	173	0001311110	0108	152	0001314027	0857	169
0001218017	0631	162	0001230006	1038	173	0001311112	0108	152	0001314028	0857	169
0001218018	0631	162	0001230012	1038	173	0001311113	0222	154	0001314029	0361	156
0001218019	0875	169	0001230013	1038	173	0001311114	0108	152	0001314029	0857	169
0001218021	0572	161	0001231002	1038	173	0001311116	0111	152	0001314030	0857	169
0001218022	0632	162	0001231003	1038	173	0001311117	0108	152	0001314033	0361	156
0001218023	0706	164	0001231005	1038	173	0001311118	0108	152	0001314033	0857	169
0001218024	0875	169	0001231018	1038	173	0001311119	0111	152	0001314034	0361	156
0001218025	0631	162	0001231033	1038	173	0001311120	0108	152	0001314034	0857	169
0001218026	0573	161	0001304002	0015	151	0001311121	0108	152	0001314035	0361	156
0001218027	0573	161	0001304012	0015	151	0001311122	0108	152	0001314035	0857	169
0001218028	0573	161	0001304013	0015	151	0001311123	0111	152	0001314036	0361	156
0001218029	0572	161	0001305008	0015	151	0001311124	0108	152	0001314036	0857	169
0001218101	0875	169	0001305016	0044	151	0001311125	0108	152	0001314037	0857	169
0001218102	0875	169	0001305016	0227	154	0001311126	0108	152	0001314038	0361	156
0001218103	0875	169	0001308006	0044	151	0001311127	0108	152	0001314038	0857	169
0001218105	1171	176	0001308006	0227	154	0001311128	0361	156	0001316004	0420	158
0001218106	0632	162	0001310005	0223	154	0001311129	0111	152	0001316004	0857	169
0001218107	0631	162	0001310007	0119	152	0001311130	0111	152	0001317007	0420	158
0001218108	0572	161	0001310010	0223	154	0001311131	0108	152	0001317008	0420	158
0001218109	0572	161	0001310013	0223	154	0001311132	0108	152	0001317009	0406	157
0001218110	0572	161	0001310016	0080	152	0001311133	0111	152	0001317010	0406	157
0001218115	0631	162	0001311001	0080	152	0001311134	0442	158	0001317011	0428	158
0001218116	0851	168	0001311007	0223	154	0001311135	0442	158	0001317012	0428	158
0001218120	0631	162	0001311013	0080	152	0001311136	0108	152	0001317013	0420	158
0001218125	0706	164	0001311016	0223	154	0001311137	0108	152	0001317016	0428	158
0001218126	0706	164	0001311019	0080	152	0001311138	0442	158	0001317017	0428	158
0001218128	1171	176	0001311023	0080	152	0001311139	0108	152	0001317018	0406	157
0001218129	0632	162	0001311024	0080	152	0001311140	0108	152	0001317022	0420	158
0001218135	0573	161	0001311025	0223	154	0001311141	0108	152	0001317023	0633	162
0001218136	0573	161	0001311027	0080	152	0001311143	0108	152	0001317025	0420	158
0001218152	0875	169	0001311028	0080	152	0001311145	0108	152	0001352003	0015	151
0001218157	1072	174	0001311030	0080	152	0001311146	0361	156	0001354010	0227	154
0001218159	0875	169	0001311031	0080	152	0001311147	0108	152	0001354016	0028	151
0001218162	1071	174	0001311032	0080	152	0001313001	0080	152	0001354029	0227	154
0001218165	1071	174	0001311034	0080	152	0001313003	0221	154	0001354034	0227	154
0001218166	1170	176	0001311036	0080	152	0001313004	0139	153	0001354036	0227	154
0001218168	0861	169	0001311037	0080	152	0001313004	0221	154	0001354040	0227	154
0001218174	0875	169	0001311038	0362	157	0001313005	0221	154	0001354046	0227	154
0001218177	0573	161	0001311039	0080	152	0001313006	0221	154	0001354049	0227	154
0001218774	0875	169	0001311041	0068	152	0001313007	0221	154	0001354064	0028	151
0001218821	1550	179	0001311042	0300	155	0001314001	0300	155	0001354065	0227	154
0001218822	1550	179	0001311045	0223	154	0001314002	0221	154	0001354076	0028	151
0001219001	0572	161	0001311046	0068	152	0001314005	0221	154	0001354080	0318	155
0001219004	0631	162	0001311048	0362	157	0001314012	0065	152	0001354082	0318	155
0001219007	0572	161	0001311049	0068	152	0001314012	0323	156	0001354088	0318	155
0001219008	0631	162	0001311100	0361	156	0001314013	0323	156	0001354091	0318	155
0001219009	0572	161	0001311101	0108	152	0001314014	0068	152	0001354092	0318	155
0001223001	1643	181	0001311103	0108	152	0001314015	0068	152	0001354093	0318	155
0001223005	1629	181	0001311104	0108	152	0001314017	0417	158	0001354097	0318	155
0001223006	1629	181	0001311105	0108	152	0001314018	0108	152	0001354099	0318	155
0001223010	1022	173	0001311106	0108	152	0001314022	0442	158	0001354100	0318	155
0001223013	1022	173	0001311107	0108	152	0001314025	0361	156	0001354103	0318	155
0001223505	1027	173	0001311108	0108	152	0001314026	0857	169	0001355004	0227	154

Bosch	Nº ZEN	Pg.	Bosch	Nº ZEN	Pg.	Bosch	Nº ZEN	Pg.	Bosch	Nº ZEN	Pg.
0001355014	0318	155	0001362034	0366	157	0001362322	0291	155	0001367014	0367	157
0001355015	0318	155	0001362035	0447	158	0001362323	0291	155	0001367019	0367	157
0001358017	0225	154	0001362036	0366	157	0001362600	0228	154	0001367021	0367	157
0001358038	0225	154	0001362037	0320	155	0001362601	0228	154	0001367022	0419	158
0001358046	0225	154	0001362038	0228	154	0001362602	0460	159	0001367023	0367	157
0001358047	0225	154	0001362039	0291	155	0001362603	0460	159	0001367026	0367	157
0001358201	0313	155	0001362040	0366	157	0001362605	0228	154	0001367027	0367	157
0001358202	0313	155	0001362041	0366	157	0001362606	0460	159	0001367030	0367	157
0001359002	0302	155	0001362042	0447	158	0001362607	0460	159	0001367031	0367	157
0001359004	0392	157	0001362045	0365	157	0001363002	0366	157	0001367033	0367	157
0001359008	0118	152	0001362046	0366	157	0001363101	0310	155	0001367034	0367	157
0001359008	0302	155	0001362047	0228	154	0001363104	0365	157	0001367035	0419	158
0001359009	0302	155	0001362048	0677	163	0001363105	0447	158	0001367039	0367	157
0001359011	0302	155	0001362049	0677	163	0001363107	0366	157	0001367041	0419	158
0001359020	0302	155	0001362050	0366	157	0001363109	0366	157	0001367042	0419	158
0001359021	0460	159	0001362051	0367	157	0001363110	0366	157	0001367045	0367	157
0001359034	0302	155	0001362053	0366	157	0001363111	0291	155	0001367046	0367	157
0001359053	0392	157	0001362059	0447	158	0001363112	0366	157	0001367049	0367	157
0001359056	0392	157	0001362061	0365	157	0001363113	0366	157	0001367050	0367	157
0001359060	0392	157	0001362062	0291	155	0001363115	0366	157	0001367052	0367	157
0001359064	0118	152	0001362063	0367	157	0001363116	0367	157	0001367055	0419	158
0001359067	0118	152	0001362069	0228	154	0001363117	0447	158	0001367056	0419	158
0001359067	0661	163	0001362070	0228	154	0001363122	0291	155	0001367059	0367	157
0001359069	0661	163	0001362071	0320	155	0001363125	0447	158	0001367063	0419	158
0001359075	0392	157	0001362072	0366	157	0001363126	0365	157	0001367068	0367	157
0001359076	0392	157	0001362073	0291	155	0001364101	0392	157	0001367074	0367	157
0001359081	0661	163	0001362074	0366	157	0001364102	0392	157	0001367300	0367	157
0001359082	0661	163	0001362075	0366	157	0001364103	0392	157	0001367301	0367	157
0001359099	0392	157	0001362076	0366	157	0001364104	0392	157	0001368001	0367	157
0001359104	0661	163	0001362077	0228	154	0001365005	0118	152	0001368002	0367	157
0001359106	0392	157	0001362078	0228	154	0001366001	0366	157	0001368003	0367	157
0001359108	0392	157	0001362079	0365	157	0001366004	0366	157	0001368005	0367	157
0001359109	0661	163	0001362081	0460	159	0001366005	1005	172	0001368007	0367	157
0001359110	0661	163	0001362083	0228	154	0001366006	1005	172	0001368008	0367	157
0001359112	0392	157	0001362084	0677	163	0001366009	0366	157	0001368010	0367	157
0001359124	0392	157	0001362086	0365	157	0001366011	0447	158	0001368011	0367	157
0001360013	0302	155	0001362091	0366	157	0001366012	0447	158	0001368012	0367	157
0001360020	0302	155	0001362092	0447	158	0001366013	1005	172	0001368013	0367	157
0001360029	0392	157	0001362093	0419	158	0001366014	0366	157	0001368014	0367	157
0001360033	0392	157	0001362094	1005	172	0001366015	0366	157	0001368017	0367	157
0001360041	0392	157	0001362095	0447	158	0001366017	0366	157	0001368018	0367	157
0001360042	0392	157	0001362096	0367	157	0001366018	0367	157	0001368021	0367	157
0001360050	0118	152	0001362097	0367	157	0001366020	0366	157	0001368022	0367	157
0001360054	0392	157	0001362100	0677	163	0001366021	0367	157	0001368024	0367	157
0001360055	0661	163	0001362102	0291	155	0001366022	0366	157	0001368026	0419	158
0001360064	0392	157	0001362104	1004	172	0001366024	0447	158	0001368027	0419	158
0001362001	0319	155	0001362300	0367	157	0001366027	0447	158	0001368028	0367	157
0001362002	0319	155	0001362305	0366	157	0001367001	0367	157	0001368030	0367	157
0001362003	0319	155	0001362306	0367	157	0001367004	0367	157	0001368031	0367	157
0001362004	0319	155	0001362307	0528	160	0001367005	0367	157	0001368032	0367	157
0001362027	0319	155	0001362308	0366	157	0001367006	0419	158	0001368033	0367	157
0001362028	0319	155	0001362309	0367	157	0001367007	0367	157	0001368035	0367	157
0001362029	0319	155	0001362311	0366	157	0001367010	0367	157	0001368036	0419	158
0001362030	0319	155	0001362313	0366	157	0001367011	0367	157	0001368038	0419	158
0001362032	0310	155	0001362314	0366	157	0001367012	0367	157	0001368047	0367	157

Bosch	Nº ZEN	Pg.	Bosch	Nº ZEN	Pg.	Bosch	Nº ZEN	Pg.	Bosch	Nº ZEN	Pg.
0001368051	0419	158	0001410037	0087	192	0001415017	0087	192	0001417054	0087	192
0001368055	0367	157	0001410041	0218	192	0001415027	0218	192	0001417055	0087	192
0001368062	0367	157	0001410043	0218	192	0001416002	0218	192	0001417056	0087	192
0001368063	0367	157	0001410044	0087	192	0001416003	0087	192	0001417060	0087	192
0001368300	0367	157	0001410046	0087	192	0001416005	0087	192	0001417066	0087	192
0001368301	0367	157	0001410050	0087	192	0001416006	0087	192	0001417068	0087	192
0001368302	0367	157	0001410052	0218	192	0001416007	0087	192	0001417071	0087	192
0001368307	0367	157	0001410058	0218	192	0001416008	0087	192	0001417072	0087	192
0001368309	0367	157	0001410062	0087	192	0001416009	0087	192	0001418010	0087	192
0001369014	0366	157	0001410063	0087	192	0001416011	0087	192	0001501001	0035	192
0001369015	0419	158	0001410069	0087	192	0001416012	0087	192	0001501003	0036	192
0001369023	0419	158	0001410074	0087	192	0001416013	0218	192	0001501020	0036	192
0001369200	0419	158	0001410077	0087	192	0001416017	0218	192	0001501032	0036	192
0001369201	0419	158	0001410078	0218	192	0001416022	0218	192	0001501038	0035	192
0001400152	0035	192	0001410083	0218	192	0001416023	0218	192	0399703052	1826	186
0001401002	0036	192	0001410087	0087	192	0001416024	0218	192	5W0911023	1741	183
0001401007	0035	192	0001410088	0218	192	0001416026	0218	192	0986016950	1643	181
0001401025	0035	192	0001410089	0218	192	0001416028	0218	192	0986020310	1958	191
0001401041	0035	192	0001410090	0218	192	0001416030	0087	192	0986021640	1650	181
0001401044	0036	192	0001410098	0087	192	0001416031	0087	192	0986021810	1642	181
0001401045	0036	192	0001410102	0087	192	0001416032	0087	192	6004AA0003	1545	179
0001401046	0036	192	0001410106	0087	192	0001416033	0087	192	6004AA0008	1545	179
0001401049	0035	192	0001410111	0087	192	0001416034	0087	192	6004AA0017	1467	178
0001401050	0035	192	0001410115	0087	192	0001416035	0087	192	6004AA0027	1545	179
0001401051	0035	192	0001411005	0087	192	0001416036	0087	192	6004AA3009	1470	178
0001401052	0035	192	0001411009	0218	192	0001416039	0087	192	6033AD0J00	1550	179
0001401061	0035	192	0001411010	0087	192	0001416048	0087	192	6033AD1J00	1550	179
0001401066	0035	192	0001411012	0087	192	0001416049	0087	192	9000062014	0108	152
0001401074	0035	192	0001411013	0087	192	0001416050	0087	192	9000081001	0729	165
0001402002	0036	192	0001411014	0218	192	0001416053	0087	192	9000081001	12685	195
0001402008	0035	192	0001411015	0087	192	0001416058	0087	192	9000081002	0729	165
0001402050	0035	192	0001411016	0087	192	0001416062	0087	192	9000081002	12685	195
0001402051	0036	192	0001411036	0087	192	0001416067	0087	192	9000081003	0837	168
0001402052	0036	192	0001413001	0218	192	0001416068	0087	192	9000081004	0745	165
0001402053	0036	192	0001413004	0218	192	0001416069	0087	192	9000081004	12683	195
0001402054	0035	192	0001413006	0218	192	0001416070	0087	192	9000081005	0855	169
0001402055	0035	192	0001413010	0218	192	0001416071	0087	192	9000081005	12689	195
0001402057	0036	192	0001413018	0087	192	0001416075	0087	192	9000081006	0866	169
0001402058	0035	192	0001414003	0218	192	0001416076	0087	192	9000081006	12681	195
0001402059	0035	192	0001414008	0087	192	0001417001	0218	192	9000081007	0866	169
0001402060	0035	192	0001414009	0218	192	0001417002	0087	192	9000081007	12681	195
0001402061	0035	192	0001414010	0218	192	0001417016	0087	192	9000081008	0855	169
0001402071	0035	192	0001414011	0218	192	0001417022	0087	192	9000081008	12689	195
0001402075	0035	192	0001414015	0218	192	0001417023	0087	192	9000081009	0846	168
0001402080	0035	192	0001414018	0218	192	0001417024	0087	192	9000081010	0933	170
0001402081	0035	192	0001414019	0087	192	0001417028	0218	192	9000082000	0006	151
0001402083	0035	192	0001414022	0218	192	0001417033	0087	192	9000082001	0015	151
0001410015	0218	192	0001415001	0218	192	0001417035	0087	192	9000082003	0191	153
0001410016	0218	192	0001415002	0218	192	0001417036	0218	192	9000082005	0044	151
0001410019	0087	192	0001415006	0218	192	0001417042	0087	192	9000082006	0046	151
0001410021	0218	192	0001415008	0087	192	0001417043	0087	192	9000082009	0065	152
0001410022	0218	192	0001415009	0087	192	0001417044	0087	192	9000082010	0044	151
0001410029	0218	192	0001415010	0218	192	0001417045	0087	192	9000082012	0080	152
0001410032	0087	192	0001415011	0087	192	0001417047	0087	192	9000082013	0077	152
0001410034	0087	192	0001415013	0087	192	0001417048	0087	192	9000082015	0015	151



Bosch	Nº ZEN	Pg.	Bosch	Nº ZEN	Pg.	Bosch	Nº ZEN	Pg.	Bosch	Nº ZEN	Pg.
9000082017	0115	152	9000083038	0118	152	9000333121	0871	169	F000AL0106	1547	179
9000082020	0077	152	9000083040	0060	152	9000334102	0108	152	F000AL0107	1168	175
9000082021	0111	152	9000083041	0118	152	9000334104	0325	156	F000AL0108	1155	175
9000082022	0046	151	9000083042	0118	152	9000451001	0293	155	F000AL0110	0998	172
9000082023	0080	152	9000083051	0118	152	9000451004	0328	156	F000AL0111	1562	180
9000082024	0108	152	9000083055	0118	152	9000451010	0293	155	F000AL0112	1168	175
9000082025	0108	152	9000083058	0118	152	9000451011	0329	156	F000AL0118	1547	179
9000082029	0077	152	9000083059	0118	152	9000451012	0328	156	F000AL0130	1675	182
9000082030	0068	152	9000083062	0118	152	9000451017	0293	155	F000AL0135	1690	182
9000082032	0065	152	9000084005	0855	169	9000451024	0293	155	F000AL0137	1562	180
9000082033	0108	152	9000084010	0087	192	9000452003	0348	156	F000AL0138	1691	182
9000082034	0065	152	9000084011	0087	192	9000453001	0024	151	F000AL0139	1691	182
9000082035	0108	152	9000084012	0087	192	9000453004	0024	151	F000AL0143	1815	186
9000082036	0108	152	9000084013	0087	192	9000453005	0024	151	F000AL0144	1547	179
9000082039	0111	152	9000084014	0087	192	9000453006	0024	151	F000AL0151	1675	182
9000082040	0111	152	9000084016	0218	192	9000453009	0024	151	F000AL0300	0846	168
9000082041	0108	152	9000084017	0087	192	9000453011	0024	151	F000AL0301	0942	171
9000082042	0108	152	9000084018	0087	192	9000453012	0085	152	F000AL0302	1471	178
9000082043	0108	152	9000084019	0087	192	9000453014	0024	151	F000AL0304	0837	168
9000082045	0068	152	9000084021	0087	192	9000453015	0024	151	F000AL0305	0846	168
9000082046	0065	152	9000085004	0036	192	9000453016	0024	151	F000AL0306	0989	172
9000082047	0065	152	9000141100	0325	156	9000453017	0024	151	F000AL0309	0837	168
9000082048	0108	152	9000141101	0325	156	9000453019	0024	151	F000AL0310	0837	168
9000082049	0065	152	9000141103	0325	156	9000453027	0085	152	F000AL0314	0837	168
9000082050	0108	152	9000141107	0325	156	9000453028	0024	151	F000AL0400	1177	176
9000082051	0108	152	9000141108	0325	156	9000453032	0024	151	F000AL0401	1222	177
9000082053	0111	152	9000141111	0325	156	9000453033	0085	152	F000AL0402	1468	178
9000082054	0108	152	9000141112	0325	156	9000453034	0024	151	F000AL0415	1468	178
9000082055	0108	152	9000141114	0325	156	9000453038	0024	151	F000AL0502	1223	177
9000082058	0108	152	9000141116	0108	152	9000453041	0024	151	F000AL0502	12841	195
9000082059	0108	152	9000142001	0108	152	9000453042	0024	151	F000AL0507	12841	195
9000082061	0111	152	9000142002	0108	152	9000453043	0024	151	F000AL0901	1740	183
9000082062	0323	156	9000142003	0108	152	9000453046	0024	151	F000AL0903	1740	183
9000082063	0108	152	9000142100	0111	152	9000453047	0024	151	F000AL0700	0118	152
9000082064	0108	152	9000142102	0108	152	9000453049	0024	151	F000C60001	1879	188
9000082065	0108	152	9000143101	0302	155	9000453050	0024	151	F000C60004	1879	188
9000082066	0111	152	9000143204	1005	172	9000453051	0024	151	F000C60299	1875	188
9000082067	0108	152	9000143305	0392	157	9000453052	0024	151	F000C60300	1875	188
9000082069	0108	152	9000143408	0228	154	9000453054	0024	151	F000CD0001	1666	181
9000082070	0111	152	9000331201	1070	174	9000453055	0056	152	F000CD0002	1674	182
9000082071	0108	152	9000331201	1947	190	9000453059	0024	151	F000CD0800	1712	183
9000082073	0065	152	9000331203	1070	174	9000453061	0024	151	F000CD0801	1712	183
9000082074	0108	152	9000331203	1947	190	9000453062	0085	152	F000CD0802	1741	183
9000082075	0108	152	9000331406	1174	176	9000453073	0118	152	F000CD08A2	1741	183
9000082076	0108	152	9000331411	1172	176	9000453086	0118	152	F000CD0900	1666	181
9000082077	0065	152	9000331414	1072	174	9000453089	0392	157	F000CD0901	1666	181
9000082078	0108	152	9000331432	0861	169	9967600004	0035	192	F000CD0903	1666	181
9000082079	0111	152	9000331433	0861	169	9967600005	0036	192	F000CD0905	1666	181
9000082080	0111	152	9000331433	1550	179	F000AL0100	0855	169	F000CD1113	1674	182
9000082083	0111	152	9000333104	0482	160	F000AL0100	12689	195	F002G20348	1855	187
9000082085	0111	152	9000333105	0108	152	F000AL0101	1469	178	F002G20524	0925	170
9000083003	0060	152	9000333106	0482	160	F000AL0102	0998	172	F002G20582	1855	187
9000083013	0060	152	9000333109	0482	160	F000AL0103	0745	165	F002G20932	1855	187
9000083019	0060	152	9000333114	0482	160	F000AL0104	1469	178	F004A94008	1562	180
9000083035	0118	152	9000333117	0482	160	F000AL0105	1168	175	F005M00012	0919	170

Bosch	Nº ZEN	Pg.
F005M00014	0919	170
F005M00024	0745	165
F00MAL0110	0998	172
F010AL0101	0800	167
F010AL0103	0866	169
F010AL0301	0846	168
Bosch Reman	Nº ZEN	Pg.
SR97X	9702	193
SR1319X	1548	179
Boston Auto	Nº ZEN	Pg.
3191181	1548	179
Cargo	Nº ZEN	Pg.
111120	9702	193
113617	1548	179
330265	1642	181
CBT	Nº ZEN	Pg.
21013708000	0213	154
Chrysler	Nº ZEN	Pg.
1889100	0054	151
1889129	0054	151
1889200	0054	151
1889297	0050	151
2095122	0050	151
2095150	0050	151
2095254	0050	151
2095753	0054	151
2642227	0054	151
3656650	0050	151
4091950	0495	160
4111855	0495	160
4145359	0495	160
4226833	0292	155
4240404	0292	155
4240449	0495	160
4339472	0292	155
4339474	0292	155
5206270	0339	156
5213045	0292	155
5213085	0339	156
5213190	0339	156
5213370	0339	156
5213395	0339	156
5213450	0292	155
5226441	0292	155
5226442	0292	155
40911920	0495	160
56004934	0801	167
56041014	0825	168
05034555AA	1771	184
68080459AA	1899	188
Citroën	Nº ZEN	Pg.
5802AQ	1650	181
9648644680	1752	184
9807775680	1755	184

Crysler	Nº ZEN	Pg.
1889297	0050	151
2095122	0050	151
2095150	0050	151
2095254	0050	151
3656650	0050	151
Dacia	Nº ZEN	Pg.
7711497567	1756	184
8200306595	1756	184
8200836473	1756	184
Daewoo	Nº ZEN	Pg.
93741000	1704	182
31100A78B00	1048	173
TM300C10201	1704	182
Daihatsu	Nº ZEN	Pg.
2810047050	1827	186
2810047051	1827	186
2810072010	0947	171
2810072010	1722	183
2810087314	1827	186
281008731A	1827	186
2810087601	1827	186
2810087526000	1895	188
2810087548000	1895	188
2810087722000	1895	188
2810087734000	1895	188
Denso	Nº ZEN	Pg.
280000972	1827	186
280004800	1827	186
280005300	1827	186
280005301	1827	186
280005490	1827	186
280005510	1827	186
280005511	1827	186
280005520	1827	186
280005530	1827	186
280005531	1827	186
280005532	1827	186
280005541	1827	186
280005542	1827	186
280005543	1827	186
280005550	1827	186
280005551	1827	186
280005552	1827	186
280005553	1827	186
280005560	1827	186
280005561	1827	186
280005570	1827	186
280005571	1827	186
280005580	1827	186
280005581	1827	186
280005593	1827	186
280005620	1827	186
280005651	1827	186
280005652	1827	186
280005690	1827	186

Denso	Nº ZEN	Pg.
280005691	1827	186
280005692	1827	186
280005693	1827	186
280005832	1827	186
280005833	1827	186
280005834	1827	186
280005835	1827	186
280005850	1827	186
280005860	1827	186
280005861	1827	186
280005862	1827	186
280005863	1827	186
280005864	1827	186
280005870	1827	186
280005871	1827	186
280005890	1827	186
280005891	1827	186
280006010	1827	186
280006012	1827	186
280006013	1827	186
280006021	1827	186
280006022	1827	186
280006200	1827	186
280006201	1827	186
280006290	1827	186
280006291	1827	186
280006292	1827	186
280006340	1827	186
280006341	1827	186
280006460	1830	186
280006461	1827	186
280006462	1830	186
280006463	1830	186
280006560	1827	186
280006561	1827	186
280006590	1827	186
280006591	1827	186
280006640	1827	186
280006870	1827	186
280006871	1827	186
280006872	1827	186
280006880	1827	186
280006881	1827	186
280006882	1827	186
280006890	1827	186
280006891	1827	186
280006892	1827	186
280006893	1827	186
280006900	1827	186
280006901	1827	186
280006910	1827	186
280006911	1827	186
280006912	1827	186
280006950	1827	186
280006951	1827	186

Denso	Nº ZEN	Pg.
280007140	1827	186
280007240	1827	186
280007241	1827	186
280007242	1827	186
280007400	1827	186
280007451	1827	186
280007452	1827	186
280007810	1827	186
280007811	1827	186
280008070	1827	186
280008071	1827	186
280008072	1827	186
280008400	1827	186
280008490	1827	186
280008491	1827	186
280008500	1827	186
280008501	1827	186
280008561	1827	186
280008562	1827	186
280008580	1723	183
280008840	1827	186
280008841	1827	186
280008842	1827	186
280009331	1827	186
280009332	1827	186
280009333	1827	186
280009770	1827	186
281001442	1827	186
283004551	1827	186
283005090	1827	186
1280000380	1827	186
1280000381	1827	186
1280000382	1827	186
1280000383	1827	186
1280000490	1827	186
1280000520	1827	186
1280000530	1827	186
1280000531	1827	186
1280000532	1827	186
1280000972	1827	186
1280000973	1827	186
1280001000	1827	186
1280001001	1827	186
1280001010	1827	186
1280001011	1827	186
1280001561	1827	186
1280001570	1827	186
1280001571	1827	186
1280001572	1827	186
1280001573	1827	186
1280001574	1827	186
1280001580	1827	186
1280001581	1827	186
1280001582	1827	186
1280001583	1827	186

Denso	Nº ZEN	Pg.	Denso	Nº ZEN	Pg.	Denso	Nº ZEN	Pg.	Ducellier	Nº ZEN	Pg.
1280001584	1827	186	1280007290	1827	186	2280002031	1830	186	6216	0189	153
1280001585	1827	186	1280007291	1827	186	2280002110	1827	186	6220	0189	153
1280001790	1827	186	1280007292	1827	186	2280002111	1827	186	6226	0189	153
1280002450	1827	186	1280007293	1827	186	2280002470	1827	186	6237	0189	153
1280002470	1827	186	1280007294	1827	186	2280002660	1827	186	6238	0189	153
1280002740	1827	186	1280007360	1827	186	2280002800	1827	186	6242	0189	153
1280002830	1723	183	1280007361	1827	186	2280003070	1827	186	6246	0189	153
1280003080	1827	186	1280007362	1827	186	2280003080	1827	186	6247	0189	153
1280003082	1827	186	1280007363	1827	186	2280003090	1827	186	6020E	0463	159
1280003512	1827	186	1280007600	1827	186	2280003100	1827	186	6020F	0463	159
1280003513	1827	186	1280007601	1827	186	2280003230	1827	186	6035F	0463	159
1280003514	1827	186	1280007602	1827	186	2280003710	1827	186	6081E	0463	159
1280003662	1895	188	1280007603	1827	186	2280003720	1827	186	6081F	0463	159
1280004100	1827	186	1280007604	1827	186	2280003980	1958	191	6128A	0183	153
1280004101	1827	186	1280007750	1827	186	2280003981	1958	191	6144A	0183	153
1280004111	1827	186	1280007770	1723	183	2280004240	1827	186	6221A	0404	157
1280004112	1827	186	1280007920	1827	186	2280004960	1958	191	6222A	0189	153
1280004250	1827	186	1280007921	1827	186	2280004961	1958	191	6226A	0189	153
1280004530	1895	188	1280007922	1827	186	2280005811	1827	186	6231C	0404	157
1280004531	1895	188	1280007923	1827	186	2280005830	1827	186	6240A	0189	153
1280004532	1895	188	1280007932	1827	186	2280005980	1830	186	6242A	0189	153
1280005090	1827	186	1280007933	1827	186	2280005981	1830	186	532002	0404	157
1280005091	1827	186	1280008061	1827	186	2280005990	1830	186	532003	0404	157
1280005300	1827	186	1280008063	1827	186	2280006430	1895	188	532004	0404	157
1280005380	1827	186	1280008064	1827	186	2280006530	1827	186	532005	0189	153
1280005381	1827	186	1280008620	1830	186	2280006572	1827	186	532007	0189	153
1280005382	1827	186	1280008621	1830	186	2280007870	1827	186	532008	0404	157
1280006170	1827	186	1280009580	1827	186	2280008470	1827	186	532009	0404	157
1280006171	1827	186	1280009581	1827	186	2280009020	1827	186	532010	0404	157
1280006172	1827	186	1280009582	1827	186	2280009050	1827	186	532018	0404	157
1280006173	1827	186	2280000270	1827	186	2280009760	1827	186	532020	0189	153
1280006180	1827	186	2280000281	1827	186	281001562A	1827	186	532026	0189	153
1280006181	1827	186	2280000282	1827	186	4280008190	1943	190	533000	0189	153
1280006182	1827	186	2280000291	1827	186	4280009391	1877	188	533002	0189	153
1280006183	1827	186	2280000292	1827	186	4280009500	1877	188	533003	0189	153
1280006184	1827	186	2280000350	1827	186	4380000410	1942	190	533004	0189	153
1280006330	1827	186	2280000351	1827	186	4380000590	0809	167	534003	0189	153
1280006810	1827	186	2280000570	1827	186	4380002400	1935	190	534004	0189	153
1280006811	1827	186	2280000571	1827	186	4380004420	1935	190	534005	0189	153
1280006812	1827	186	2280000572	1827	186	BC4280009391	1877	188	534007	0189	153
1280006822	1827	186	2280000573	1827	186	BC4280009500	1877	188	534031	0574	161
1280006823	1827	186	2280000574	1827	186	<b>Dixie</b>	<b>Nº ZEN</b>	<b>Pg.</b>	534032	0574	161
1280006830	1827	186	2280000575	1827	186	S6106	9702	193	534039	0574	161
1280006831	1827	186	2280001440	1827	186	S80011	1548	179	534043	0574	161
1280006832	1827	186	2280001590	1827	186	<b>Dodge</b>	<b>Nº ZEN</b>	<b>Pg.</b>	534044	0574	161
1280006833	1827	186	2280001591	1827	186	68080459AA	1899	188	534047	0574	161
1280006910	1827	186	2280001600	1830	186	<b>Dubois</b>	<b>Nº ZEN</b>	<b>Pg.</b>	534054	0574	161
1280006911	1827	186	2280001601	1830	186	916584	9702	193	534055	0574	161
1280006920	1827	186	2280001610	1830	186	<b>Ducellier</b>	<b>Nº ZEN</b>	<b>Pg.</b>	534057	0574	161
1280006921	1827	186	2280001611	1830	186	6020	0463	159	6190AB	0189	153
1280007200	1723	183	2280001661	1827	186	6035	0463	159	6206AB	0244	154
1280007280	1827	186	2280001671	1827	186	6081	0463	159	6212AB	0189	153
1280007281	1827	186	2280001790	1827	186	6189	0189	153	6220AB	0189	153
1280007282	1827	186	2280001791	1827	186	6190	0189	153	6237AB	0189	153
1280007283	1827	186	2280002030	1830	186	6212	0189	153	6238AB	0189	153

Ducellier	Nº ZEN	Pg.
6246AB	0189	153
6247AB	0189	153
532005A	0189	153
532007A	0189	153
532017A	0244	154
533000A	0189	153
533002A	0189	153
534002A	0189	153
534003A	0189	153
534023A	0574	161
534029A	0574	161
583008A	0189	153
618090B	0189	153
6183CFG	0244	154
618565A	0189	153
6185ABC	0245	154
618795A	0189	153
6216ABC	0189	153
6219ABC	0245	154
6224BCD	0244	154
6231ABC	0244	154
532000AB	0244	154
532000AB	0404	157
532001AB	0244	154
532008AB	0404	157
532009AB	0404	157
532010AB	0404	157
534004AB	0189	153
534005AB	0189	153
534042AB	0574	161
534043AB	0574	161
618078AB	0189	153
618358AB	0189	153
618482AB	0189	153
618484AB	0189	153
6203ABCD	0244	154
6227ABCD	0244	154
6178ABCEF	0244	154
618077DEF	0189	153
618091ABC	0189	153
6189ABCDEF	0189	153
Efel	Nº ZEN	Pg.
22202	0035	192
Femsa	Nº ZEN	Pg.
259177	0297	155
MTD121	0713	164
MTD129	0213	154
MTH241	0036	192
MTH242	0036	192
MTH244	0036	192
MTS121	0120	152
MTV124	0451	159
MTV126	0451	159
MTV128	0451	159
MTA1219	0451	159

Femsa	Nº ZEN	Pg.
MTA1237	0451	159
MTA1238	0451	159
MTA1239	0451	159
MTA1243	0451	159
MTD1214	0213	154
MTD1219	0213	154
MTD12H5	0713	164
MTD12H8	0213	154
MTD12P6	0213	154
MTD12V9	0213	154
MTS1222	0120	152
MTS1223	0120	152
MTS1229	0120	152
MTS1234	0120	152
MTS1239	0120	152
MTS1242	0120	152
MTS1247	0120	152
MTS1248	0120	152
MTS12P2	0120	152
MTA12P19	0451	159
MTS12P19	0120	152
MTS12P20	0120	152
MTS12P29	0120	152
MTS12V13	0120	152
MTS12V25	0120	152
Fiat	Nº ZEN	Pg.
587624	0035	192
852962	0953	171
870374	0744	165
4064058	0713	164
4085959	0533	161
4085977	0533	161
4104783	0953	171
4117351	0768	166
4117464	0768	166
4127580	0035	192
4142222	0120	152
4142223	0120	152
4143828	0120	152
4152196	0120	152
4156064	0213	154
4162784	0213	154
4181961	0120	152
4198226	0120	152
4198227	0120	152
4198600	0120	152
4198601	0120	152
4204698	0120	152
4204699	0120	152
4206634	0213	154
4229113	0120	152
4229114	0120	152
4285916	0213	154
4294494	0213	154
4294495	0213	154

Fiat	Nº ZEN	Pg.
4392461	0857	169
4470377	0111	152
4470378	0389	157
4474599	0213	154
4474714	0213	154
4474746	0213	154
4474747	0213	154
4474762	0213	154
4474805	0120	152
4474917	0120	152
4474976	0213	154
4474979	0213	154
4475025	0213	154
4475130	0213	154
4692477	0407	157
4699704	0407	157
4699705	0407	157
4701920	0407	157
4702248	0407	157
4706008	0407	157
4706931	0407	157
4710224	0407	157
4711699	0407	157
4713805	0407	157
4713806	0407	157
4713807	0407	157
4737754	0407	157
4737755	0407	157
4737756	0407	157
4741699	0407	157
4745849	0407	157
4745930	0407	157
4752212	0407	157
4752403	0407	157
4752912	0407	157
4759929	0407	157
5933930	0395	157
5972684	0408	157
5984563	0631	162
5985182	0631	162
5991832	0394	157
5996771	0395	157
5997307	0857	169
5997309	0857	169
7501995	0111	152
7533231	0769	166
7580192	0630	162
7772459	0779	166
7772462	0779	166
7785949	0779	166
7796598	0779	166
8961386	0035	192
8962211	0035	192
8962232	0035	192
MSN2026	1650	181

Fiat	Nº ZEN	Pg.
46417006	0779	166
46429594	0779	166
46451529	1169	175
46454895	1630	181
46463250	1630	181
46465475	0779	166
46468696	0998	172
46473784	1033	173
46522234	1882	188
46740241	1169	175
46830212	1882	188
51787218	1899	188
51808557	1899	188
51888915	1666	181
51899848	1779	185
51911199	1877	188
51911200	1877	188
51997820	1879	188
53100008	0806	167
55193356	1779	185
55350543	0756	165
55352105	0756	165
61227993	0087	192
63521093	1650	181
82374433	0389	157
517872180	1899	188
1347058080	1650	181
68073160AA	0806	167
Ford	Nº ZEN	Pg.
SA769	1192	176
SA769	1224	177
SA771	1192	176
SA771	1224	177
SA774	1192	176
SA774	1224	177
SA775	1192	176
SA775	1224	177
SA776	1192	176
SA776	1224	177
SA777	1192	176
SA777	1224	177
SA779	1193	176
SA779	1225	177
SA784	1192	176
SA784	1224	177
SA789	1199	176
SA789	1226	177
SA790	1192	176
SA790	1224	177
SA800	1192	176
SA800	1224	177
SA807	1192	176
SA807	1224	177
SA822	1199	176
SA822	1226	177

Ford	Nº ZEN	Pg.	Ford	Nº ZEN	Pg.	Ford	Nº ZEN	Pg.	Ford	Nº ZEN	Pg.
FS10B1	1686	182	D0DF11001A	0205	153	F2TZ11002A	1224	177	8V2111000BC	1756	184
SA1004	1676	182	D0FF11001B	0135	153	F2VY11002A	1199	176	8V2111000BD	1756	184
SA769A	1192	176	D0FF11001C	0135	153	F2VY11002A	1226	177	8V2111000BE	1756	184
SA769A	1224	177	D1FF11001A	0205	153	F3DZ11002A	1192	176	93BB11000HB	1208	177
SA771A	1192	176	D27Z11002A	0184	153	F3DZ11002A	1224	177	93BB11000JB	1208	177
SA771A	1224	177	D2TZ11002A	0184	153	F3LY11002A	1199	176	95FB11000BC	0975	172
SAE715	0342	156	D37Z11002A	0184	153	F3LY11002A	1226	177	95FB11000BD	0975	172
SAE716	0342	156	D77Z11002A	0342	156	F3RZ11002A	1208	177	95FB11000BG	0975	172
SAE728	0545	161	D77Z11002B	0342	156	F3RZ11002B	1208	177	96BB11000AA	1208	177
SAE763	0636	162	D97Z11002A	0545	161	F3RZ11002B	1228	177	96FB11000KB	0938	171
SAE770	0596	161	DL3Z11002A	1942	190	F7GZ11002A	0450	159	96FB11000KC	0938	171
SAE781	0596	161	E17Z11002B	0342	156	F9JY11002A	0450	159	96FB11000LB	0938	171
SAE782	0636	162	E17Z11002C	0342	156	FOFZ11002A	1192	176	96FB11000LC	0938	171
SAI761	0450	159	E1TF11001B	0053	151	FOFZ11002A	1224	177	97BB11000BB	1208	177
SAI772	0450	159	E1TZ11002A	0053	151	FOTZ11002A	1192	176	97BB11000BC	1208	177
SAI773	0450	159	E1TZ11002B	0053	151	FOTZ11002A	1224	177	97KB11000AA	1156	175
SAI780	0450	159	E1TZ11002C	0053	151	FOTZ11002B	1192	176	97KB11000AB	1156	175
SAI783	0450	159	E22E18400A	0596	161	FOTZ11002B	1224	177	97KB11000AC	1156	175
SAI788	0450	159	E3FZ11002A	0455	159	1F1U11000AA	13268	194	98AB11000BB	1820	186
1057661	13268	194	E6FZ11002A	0455	159	1F1Z11002AA	13268	194	98AB11000BC	1820	186
1076141	13268	194	E8BZ11002A	0636	162	2C3511001BA	1684	182	98AB11000BD	1820	186
1197912	13268	194	E90Y11002A	1192	176	2C3T11000AA	1676	182	98AB11000CB	1820	186
1209193	13268	194	E90Y11002A	1224	177	3M5T11000CC	1714	183	98AB11000CC	1820	186
1469721	1714	183	E90Y11002B	1192	176	3M5T11000CD	1714	183	98AB11000CD	1820	186
2900550	0032	192	E90Y11002B	1224	177	3M5T11000CE	1714	183	AB3911000AA	1807	186
2900557	0032	192	E92Z11002A	0596	161	3M5T11000DC	1714	183	AB3911000BA	1807	186
2900726	0032	192	E9BZ11002A	0450	159	3S4T11000AB	1585	180	AE8T11000AB	1933	190
2900804	0032	192	E9JY11002A	0450	159	3S4T11000AC	1585	180	BB5T11000AA	1871	187
SAE674A	0184	153	E9SZ11002A	1192	176	3S4Z11002AB	1585	180	BC3T11000AB	1676	182
SAE715A	0342	156	E9SZ11002A	1224	177	3S6511000AA	0965	171	CN1511000BA	1788	185
SAE716A	0342	156	E9SZ11002B	1192	176	3S6511000BA	1533	179	CN1511000CA	1791	185
SAE761A	0636	162	E9SZ11002B	1224	177	3S6511000CA	0965	171	D1FF11001AA	0205	153
868218400	0545	161	F02Z11002A	1192	176	3S7T11000AD	13268	194	D2TZ11002A	0184	153
96FB11000	0938	171	F02Z11002A	1224	177	4M5T11000FA	1714	183	DL3T11000AA	1942	190
B5C11002A	0032	192	F02Z11002B	0596	161	4M5T11000FB	1714	183	E1TF11001CA	0053	151
B65818400	0450	159	F0BY11002B	0450	159	4M5T11000FC	1714	183	E3B511000AA	1825	186
C6FF11001	0135	153	F0BZ11002A	0636	162	4M5T11000FD	1714	183	E6EF11001AA	0455	159
F0O11002A	1192	176	F0BZ11002B	0450	159	5N1511000AA	1482	178	E90F11000BA	1192	176
F0O11002A	1224	177	F0JY11002A	0450	159	5N1511000AB	1482	178	E90F11000BA	1224	177
FAJ11001B	1216	192	F0OY11002A	1192	176	5S6511000AA	1533	179	E9SF11000AA	1192	176
FAN11001A	1216	192	F0OY11002A	1224	177	6E5T11000AB	1764	184	E9SF11000AA	1224	177
FAP11001A	1216	192	F0TZ11002A	1192	176	6G9N11000FA	1714	183	E9SF11000BA	1192	176
FAS11001A	1216	192	F0TZ11002A	1224	177	6S4T11000AA	1871	187	E9SF11000BA	1224	177
FE1H18400	0596	161	F12Z11002A	0596	161	6S6519000AA	1533	179	EB3511000AA	1825	186
8G1Z11002A	1677	182	F13Z11002A	1192	176	7C2T11000BA	1676	182	F02U11000AA	1192	176
8G1Z11002B	1677	182	F13Z11002A	1224	177	7C3511001AA	1675	182	F02U11000AA	1224	177
B35918400A	0450	159	F1JY11002A	0450	159	7C3T11000AA	1676	182	F0OU11000AA	1192	176
B63018400A	0450	159	F22518400A	0596	161	7C3T11000AB	1676	182	F0OU11000AA	1224	177
B67618400A	0450	159	F23Z11002A	1192	176	7C3T11000BA	1676	182	F13U11000AA	1192	176
B8GY11002A	0636	162	F23Z11002A	1224	177	7C3Z11002AA	1676	182	F13U11000AA	1224	177
BC3Z11002A	1676	182	F23Z11002B	1192	176	7S5511000AA	1686	182	F23U11000AA	1192	176
C4DZ11001A	0205	153	F23Z11002B	1224	177	7S5511000AB	1686	182	F23U11000AA	1224	177
C4DZ11001B	0205	153	F2DZ11002A	1192	176	8G1T11000AA	1677	182	F23U11000BC	1192	176
C6FF11001A	0135	153	F2DZ11002A	1224	177	8G1T11000AB	1677	182	F23U11000BC	1224	177
C9FF11001B	0135	153	F2TZ11002A	1192	176	8S4T11000AA	1871	187	F2DU11000AA	1192	176

Ford	Nº ZEN	Pg.
F2DU11000AA	1224	177
F2DU11000BA	1192	176
F2DU11000BA	1224	177
F2TU11000AA	1192	176
F2TU11000AA	1224	177
F3DU11000AA	1192	176
F3DU11000AA	1224	177
F3LU11000AA	1199	176
F3LU11000AA	1226	177
F81U11000AC	0959	171
F87U11000DD	1217	177
FO2F11000AA	1192	176
FO2F11000AA	1224	177
FO7U11000AA	1192	176
FO7U11000AA	1224	177
FO7U11000BA	1192	176
FO7U11000BA	1224	177
FOCF11000AA	1193	176
FOCF11000AA	1225	177
FOCF11000BA	1192	176
FOCF11000BA	1224	177
FOCU11000AA	1193	176
FOCU11000AA	1225	177
FOCU11000BA	1192	176
FOCU11000BA	1224	177
XC3511000CA	1684	182
XC3U11000CA	1684	182
XS6U11000AC	1228	177
YC1U11000AB	1539	179
YS4U11000AA	1820	186
YS4U11000AB	1820	186
YS4U11000BA	1820	186
CN15111000CA	1788	185
DL3Z11002AFC	1942	190
FOCF-11000AA	1193	176
FOCU-11000AA	1193	176
DU2Z11V002BRM	1871	187
DU2Z11V002DRM	1871	187
VP8G1U11350AA	1677	182
6S4Z11V002AARM	1871	187
DU2Z11V002FARM	1871	187
96BB11000AA7119	12717	195
General Motors/	Nº ZEN	Pg.
2680615	1922	189
9025295	1848	187
12655055	1761	184
12663053	1935	190
12673600	1922	189
12678752	1935	190
30001695	0450	159
30001696	0595	161
55564374	1776	185
88969483	1841	187
93260358	1064	174
93297652	10003	191

General Motors/	Nº ZEN	Pg.
93297652	12720	195
93297653	10003	191
93297653	12720	195
93303527	10003	191
93303527	12720	195
93304772	10003	191
93304772	12720	195
93327502	10003	191
93327502	12720	195
93374341	10003	191
93374341	12720	195
93374342	10003	191
93374342	12720	195
93384398	10003	191
93384398	12720	195
94021044	0141	153
94022494	0141	153
94022494	0351	156
94024438	0141	153
96058456	0617	162
96058457	0617	162
96064782	0617	162
96064783	0617	162
183117860	1761	184
Hino	Nº ZEN	Pg.
281001961	1827	186
281001561A	1827	186
281001562A	1827	186
281001562B	1827	186
281001930A	1827	186
281001931A	1827	186
281001960A	1827	186
281001961A	1827	186
281001961B	1827	186
Hitachi	Nº ZEN	Pg.
51279	0785	166
51337	0785	166
51341	0785	166
51389	0793	166
51389	1207	177
S1224	0376	157
S1227	0376	157
S1246	0376	157
S1248	0376	157
S1256	0376	157
S1258	0376	157
S1259	0376	157
S1261	0376	157
S1282	0376	157
S1288	0376	157
S1306	0376	157
S1325	0376	157
S1328	0376	157
S1331	0376	157
S1333	0376	157

Hitachi	Nº ZEN	Pg.
S1347	0790	166
S1350	0790	166
S1356	0790	166
S1362	0737	165
S1363	0737	165
S1365	0790	166
S1369	0790	166
S1369	9527	193
S1370	0737	165
S1381	0790	166
S1381	9527	193
S1382	0737	165
S1383	0737	165
S1391	0844	168
S1391	9702	193
S1403	1861	187
S2408	1947	190
S2410	1947	190
S2411	1947	190
51277A	0785	166
51341A	0785	166
51384B	0793	166
51384B	1207	177
S10863	0349	156
S10889	0349	156
S11423	0141	153
S11471	0141	153
S11472	0141	153
S11487	0141	153
S11488	0141	153
S11491	0141	153
S11492	0141	153
S1224A	0376	157
S1241A	0376	157
S1306A	0376	157
S13100	0737	165
S13101	9527	193
S13102	0790	166
S13102	9527	193
S13104	0790	166
S13104	9527	193
S13106	1862	187
S13107	1947	190
S13111	1861	187
S13112	1861	187
S13113	1861	187
S13114	1861	187
S13115	0737	165
S13118	1947	190
S13121	0737	165
S13126	1862	187
S1333A	0376	157
S1333B	0376	157
S1347A	0790	166
S1350A	0790	166

Hitachi	Nº ZEN	Pg.
S1356A	0790	166
S1362A	0737	165
S1362B	0737	165
S1362C	0737	165
S1366A	0790	166
S1366A	9527	193
S1370A	0737	165
S1382A	0737	165
S1391A	9702	193
S1392A	9527	193
S14455	0141	153
S2405B	1947	190
S2408A	1947	190
S25156	0901	170
S25160	0901	170
S25162	0901	170
5114146	0691	164
5114219	0644	162
5114230	0644	162
5114232	0537	161
5114235	0644	162
5114244	0691	164
5114417	0691	164
5114440	0793	166
5114440	1207	177
5114486	0793	166
5114486	1207	177
S114100	0141	153
S114103	0141	153
S114108	0141	153
S114118	0141	153
S114121	0141	153
S114122	0141	153
S114126	0351	156
S114131	0141	153
S114133	0141	153
S114134	0141	153
S114136	0141	153
S114140	0349	156
S114141	0349	156
S114143	0141	153
S114149	0349	156
S114150	0141	153
S114156	0141	153
S114160	0349	156
S114161	0382	157
S114162	0349	156
S114163	0349	156
S114164	0349	156
S114170	0351	156
S114171	0351	156
S114172	0351	156
S114173	0351	156
S114174	0351	156
S114177	0351	156

Hitachi	Nº ZEN	Pg.	Hitachi	Nº ZEN	Pg.	Hitachi	Nº ZEN	Pg.	Hitachi	Nº ZEN	Pg.
S114180	0351	156	S114390	0499	160	S14413C	1780	185	S114252A	0791	166
S114181	0351	156	S114391	0499	160	S144192	0141	153	S114252C	0791	166
S114182	0351	156	S114393	0791	166	S144301	0351	156	S114252E	0791	166
S114184	0429	158	S114396	0832	168	S25110G	0901	170	S114252F	0791	166
S114192	0141	153	S114412	0832	168	S25110L	0901	170	S114253A	0737	165
S114197	0351	156	S114413	0499	160	S25125A	0901	170	S114253B	0737	165
S114202	0351	156	S114418	0517	160	S25125B	0901	170	S114254A	0737	165
S114210	0349	156	S114419	0517	160	S25158A	0901	170	S114254C	0737	165
S114211	0349	156	S114424	0517	160	S25158B	0901	170	S114254D	0737	165
S114218	0351	156	S114426	0499	160	S114475A	0793	166	S114255A	0737	165
S114227	0349	156	S114429	0737	165	S114475A	1207	177	S114258A	0737	165
S114229	0351	156	S114435	0517	160	S114-424	0517	160	S114258B	0737	165
S11423K	0141	153	S114446	0737	165	S114-617	0517	160	S114258C	0737	165
S114240	0351	156	S114449	0737	165	S114-769	0517	160	S114264A	0737	165
S114247	0351	156	S114453	0737	165	S114103K	0141	153	S114268A	0737	165
S114248	0351	156	S114454	0737	165	S114103L	0141	153	S1142900	0737	165
S114252	0791	166	S114457	0737	165	S114103M	0141	153	S114290A	0737	165
S114253	0737	165	S114458	0737	165	S114103N	0141	153	S114290B	0737	165
S114254	0737	165	S114471	9527	193	S114103P	0141	153	S114296A	0737	165
S114255	0737	165	S114472	9527	193	S114108L	0141	153	S114317A	0554	161
S114258	0737	165	S114480	0737	165	S114121N	0141	153	S114318A	0554	161
S114264	0737	165	S114482	9527	193	S114122N	0141	153	S114320A	0499	160
S114265	0737	165	S114516	0687	164	S114126L	0351	156	S114322A	0791	166
S114268	0737	165	S114528	0687	164	S114126M	0351	156	S114345A	0554	161
S114271	0349	156	S114556	0517	160	S114160A	0349	156	S114345B	0554	161
S114290	0737	165	S114568	0517	160	S114160B	0349	156	S114348A	0499	160
S114295	0351	156	S114603	0499	160	S114160D	0349	156	S114357A	0790	166
S114296	0737	165	S114604	0499	160	S114160E	0349	156	S114357B	0790	166
S114298	0351	156	S114607	0499	160	S114160F	0349	156	S114357B	9527	193
S114301	0351	156	S114608	0351	156	S114161B	0382	157	S114357C	0790	166
S114313	0351	156	S114617	0517	160	S114161E	0382	157	S114374B	0737	165
S114315	0517	160	S114630	0517	160	S114161F	0382	157	S114378A	0554	161
S114316	0517	160	S114750	1020	173	S114162C	0349	156	S114378B	0554	161
S114317	0554	161	S114754	1021	173	S114162D	0349	156	S114389A	0499	160
S114318	0554	161	S114769	0517	160	S114163B	0349	156	S114390A	0499	160
S114319	0499	160	S114800	1020	173	S114163E	0349	156	S114391A	0499	160
S114320	0499	160	S114808	1556	179	S114170B	0351	156	S114395A	0790	166
S114322	0791	166	S114815	1556	179	S114170E	0351	156	S114395A	9527	193
S114343	0351	156	S114816	1020	173	S114171A	0351	156	S114396D	0832	168
S114344	0737	165	S114875	1017	172	S114171D	0351	156	S114401B	0737	165
S114345	0554	161	S11487L	0141	153	S114172A	0351	156	S114403B	0737	165
S114348	0499	160	S11487M	0141	153	S114172D	0351	156	S114403B	0791	166
S114357	0790	166	S11487P	0141	153	S114172E	0351	156	S114413A	0499	160
S114362	0517	160	S114883	1556	179	S114173B	0351	156	S114419A	0517	160
S114364	0517	160	S114884	1556	179	S114173E	0351	156	S114429A	0737	165
S114367	9527	193	S114905	1779	185	S114173F	0351	156	S114435A	0517	160
S114374	0737	165	S114906	1779	185	S114180F	0351	156	S114435B	0517	160
S114376	0499	160	S114907	1779	185	S114180M	0351	156	S114435E	0517	160
S114377	0554	161	S11491K	0141	153	S114182G	0351	156	S114481A	0737	165
S114378	0554	161	S11492K	0141	153	S114202A	0351	156	S114503A	0687	164
S114381	0351	156	S13105A	0790	166	S114218A	0351	156	S114516A	0687	164
S114382	0351	156	S13105A	9527	193	S114229E	0351	156	S114528A	0687	164
S114385	0832	168	S13106B	1862	187	S114229F	0351	156	S114556A	0517	160
S114387	0832	168	S13107A	1947	190	S114247A	0351	156	S114607A	0499	160
S114389	0499	160	S13666A	0790	166	S114247C	0351	156	S114607C	0499	160

Hitachi	Nº ZEN	Pg.
S114754A	1021	173
S114766A	1020	173
S114775A	1020	173
S114801B	1017	172
S114801C	1017	172
S114814A	1556	179
S114817A	1556	179
S114902A	1762	184
S114935A	0790	166
S114951A	1779	185
S114951B	1779	185
S144617A	0517	160
S1114374B	0737	165
S1142584C	0737	165
S1143557A	0790	166
S1143766B	0499	160
S144-617A	0517	160
5811001921	0832	168
5811002150	0832	168
8944104090	1861	187
8944179250	1861	187
8944339120	1861	187
8944604170	1861	187
Honda	Nº ZEN	Pg.
DRK1E	9186	192
31200RAA43	1849	187
31200634005	0349	156
31200634670	0349	156
31200634671	0349	156
31200634811	0349	156
31200657005	0349	156
31200657006	0327	156
31200657015	0349	156
31200657016	0327	156
31200657025	0327	156
31200657025	0349	156
31200657671	9186	192
31200673015	0349	156
31200675671	9186	192
31200679035	0349	156
31200679052	0349	156
31200689661	9186	192
31200689662	9186	192
31200P5TG00	1958	191
31200PA0671	9186	192
31200PB2016	9186	192
31200PC2004	9186	192
31200PC2661	9186	192
31200PC2662	9186	192
31200PC2663	9350	192
31200PC2671	9186	192
31200PC2672	9186	192
31200PC2681	9350	192
31200PC6661	9186	192
31200PC6663	9350	192

Honda	Nº ZEN	Pg.
31200PD2661	9186	192
31200PD2662	9350	192
31200PD2663	9350	192
31200PD2664	9350	192
31200PE0015	0832	168
31200PE0661	9186	192
31200PE0664	9350	192
31200PE0665	9350	192
31200PE1671	9186	192
31200PE1673	9350	192
31200PE1674	9350	192
31200PG6911	9186	192
31200PG6914	9350	192
31200PH3953	9350	192
31200PK2006	9350	192
31200PK2026	9350	192
31200PK2953	9350	192
31200PK2955	9350	192
31200PLMA51	1548	179
31200PLRA52	0809	167
31200PM1005	9350	192
31200PM3003	9186	192
31200PM3005	9350	192
31200PT0900	9350	192
31200PV2662	9186	192
31200PV2671	9186	192
31200RAAA51	1849	187
31200RAAA52	1849	187
31200RAAA53	1879	188
31200RNAA50	1849	187
31200RNAA51	1849	187
31200RAAA51RM	1849	187
Hyundai	Nº ZEN	Pg.
361003101	1777	185
3610003100	1950	190
3610003101	1777	185
3610023071	1775	184
3610023171	1775	184
3610025020	1800	185
361002B100	1778	185
361002B102	1777	185
361002CC00	1800	185
361002E120	1788	185
361002G200	1770	184
361003C150	1800	185
361003C151	1923	189
361004A100	1794	185
361004A150	1794	185
3614525010	1923	189
Ishikawajima	Nº ZEN	Pg.
185086050	0684	164
185086051	0684	164
185086052	0684	164
185086140	0684	164
185086141	0684	164

Ishikawajima	Nº ZEN	Pg.
185086240	0947	171
185086240	1722	183
185086320	0351	156
185086321	0351	156
185086340	0947	171
185086340	1722	183
185086350	0684	164
Iskra	Nº ZEN	Pg.
IS9319	1947	190
AZE0303	1588	180
AZE3504	1588	180
AZE3519	1588	180
AZF3509	0926	170
AZF3513	0926	170
AZF3515	0926	170
AZF3517	0926	170
AZF3524	0926	170
AZF3528	0926	170
AZF3531	0926	170
AZF3545	0926	170
AZF3547	0926	170
AZF3549	0926	170
AZF3559	0926	170
AZJ3118	1073	174
AZJ3144	1616	181
AZJ3148	1616	181
AZJ3151	1616	181
AZJ3182	1616	181
AZJ3198	1616	181
AZJ3201	1616	181
AZJ3203	1616	181
AZJ3205	1616	181
AZJ3206	1616	181
AZJ3212	1616	181
AZJ3248	1616	181
AZJ3287	1616	181
AZJ3305	1616	181
AZJ3306	1616	181
AZJ3315	1616	181
AZJ3352	1616	181
AZJ3357	1616	181
AZJ3447	1616	181
AZJ3449	1073	174
AZJ3548	1073	174
10130121	0035	192
10130123	0035	192
10130150	0533	161
11130005	0035	192
11130009	0035	192
11130029	1056	174
11130034	1588	180
11130102	1056	174
11130104	0035	192
11130115	0035	192
11130148	0035	192

Iskra	Nº ZEN	Pg.
11130155	1588	180
11130158	0036	192
11130162	1056	174
11130166	1056	174
11130193	0926	170
11130217	1056	174
11130218	1056	174
11130219	1056	174
11130224	0926	170
11130229	1073	174
11130234	1056	174
11130244	0926	170
11130254	1073	174
11130266	1056	174
11130291	0926	170
11130292	1588	180
11130300	0228	154
11130338	0926	170
11130346	0926	170
11130378	0926	170
11130392	0926	170
11130395	0926	170
11130407	1073	174
11130409	1073	174
11130412	1073	174
11130418	0926	170
11130484	1073	174
11130491	1073	174
11130509	1616	181
11130520	1616	181
11130526	1616	181
11130579	1616	181
11130624	1616	181
11130627	1616	181
11130629	1616	181
11130631	1616	181
11130632	1616	181
11130659	1616	181
11130711	1616	181
11130785	1616	181
11130823	1073	174
11130824	1073	174
11130835	1616	181
11130872	1616	181
11130875	1616	181
11130890	1616	181
11130998	1616	181
11131018	1616	181
11131635	1616	181
11131651	1073	174
Isuzu	Nº ZEN	Pg.
451229	0946	171
455657	0946	171
455674	0946	171
TY6615	0946	171



Isuzu	Nº ZEN	Pg.
891171630	0737	165
891364001	0737	165
891364480	0737	165
892363470	0737	165
1811001410	1827	186
2912559140	0946	171
5811000571	0376	157
5811000571	0684	164
5811000740	0376	157
5811000740	0684	164
5811000800	0376	157
5811000820	0376	157
5811000860	0946	171
5811000990	0376	157
5811001110	0376	157
5811001111	0376	157
5811001112	0376	157
5811001300	0351	156
5811001370	0351	156
5811001660	0946	171
5811001830	0946	171
5811001920	0832	168
5811002150	0832	168
5811240040	1827	186
8104550190	1189	176
8821001260	0141	153
8941155650	0737	165
8941155670	0737	165
8941156670	0737	165
8941171630	0737	165
8941233870	0946	171
8941305600	0351	156
8941333380	0737	165
8941337583	0946	171
8941364480	0737	165
8941492490	0946	171
8941702050	0946	171
8942010201	0141	153
8942044380	0351	156
8942045380	0351	156
8942134065	0351	156
8942135381	0351	156
8942138220	0351	156
8942168781	0737	165
8942168783	0737	165
8942226880	0349	156
8942226880	0351	156
8942243880	0351	156
8942340650	0351	156
8942363470	0737	165
8942363471	0737	165
8942387580	0737	165
8942387581	0737	165
8942554392	0895	169
8943634280	0895	169

Isuzu	Nº ZEN	Pg.
8944467700	0895	169
8944489590	0946	171
9821001260	0141	153
9821001520	0376	157
9821001522	0376	157
9821001830	0376	157
9821001832	0376	157
9821006060	0141	153
9821006350	0141	153
Italaccai	Nº ZEN	Pg.
006138A	0245	154
006162E	0244	154
006231C	0404	157
006237A	0189	153
25142A	0280	192
25148A	0380	192
26208A	0320	155
D8E081	0248	155
D9R073	0656	163
D9R084	0646	163
D9R091	0657	163
1362051	0367	157
1410032	0087	192
4085959	0533	161
4451826	0408	157
4469693	0502	160
4469987	0389	157
4699705	0407	157
534029A	0574	161
5933930	0395	157
5991832	0394	157
D11E079	0217	154
D11E156	0216	154
D11E159	0215	154
D11E172	0571	161
D11E191	0461	159
MTA1201	0453	159
MTD1201	0533	161
MTD1209	0213	154
MTS1201	0120	152
S114140	0349	156
28002150	0184	153
MTA01219	0451	159
MTJ01201	0170	192
280002572	0327	156
280002681	0353	156
23300B5013	0352	156
23300N3301	0351	156
63216740MT67CA	0407	157
Iveco	Nº ZEN	Pg.
55195970	1650	181
99451753	0875	169
5801405959	1815	186
Jeep	Nº ZEN	Pg.
8982775013	1189	176

Jhaem	Nº ZEN	Pg.
L21580	1781	185
QDY1289	1781	185
1043100gg010	1781	185
Kia	Nº ZEN	Pg.
3610003200	1950	190
3610003401	1950	190
361002B302	1932	190
Komatsu	Nº ZEN	Pg.
6008133111	0895	169
6008133121	0895	169
6008133122	0895	169
6008133130	0895	169
6008133170	0895	169
6008133171	0895	169
6008134000	0895	169
6008134190	0895	169
6008134380	0895	169
6008134410	0895	169
6008134411	0895	169
6008314411	0895	169
Kubota	Nº ZEN	Pg.
1418263011	1827	186
1418263012	1827	186
1418263041	1827	186
1542563011	1957	191
1550163012	1957	191
1550463011	0947	171
1550463011	1722	183
1551163011	1957	191
1552163012	1957	191
1574163011	0947	171
1574163011	1722	183
1961663012	1957	191
Lancia	Nº ZEN	Pg.
51787218	1899	188
Lester	Nº ZEN	Pg.
10910	1761	184
16348	1935	190
16947	9495	193
17870	1849	187
17958	1849	187
17960	1849	187
18219	1556	179
18328	1556	179
19247	1942	190
30350	1950	190
30393	1963	191
30727	1947	190
Lucas	Nº ZEN	Pg.
LRT105	1958	191
LRT00105	1958	191
Lucas Indiel	Nº ZEN	Pg.
M79	0822	168
M79	0823	168
M45G	0615	162

Lucas Indiel	Nº ZEN	Pg.
26628	0823	168
26667	0863	169
26689	0823	168
26692	0960	171
26695	0823	168
26696	0960	171
26702	0822	168
26708	0821	167
26813	1062	174
26816	0821	167
26823	0821	167
26824	0821	167
26834	1062	174
26841	1062	174
26921	0820	167
26925	0820	167
27022	0863	169
27047	0863	169
27575	0486	160
25742A	0412	158
25755A	0412	158
25756A	0412	158
26278H	0411	158
26301H	0411	158
26335A	0486	160
26605A	0823	168
26620A	0823	168
26628A	0823	168
26678B	0823	168
26679B	0823	168
26680B	0823	168
26681B	0823	168
26716B	0821	167
26717A	0822	168
26809A	0821	167
26810A	0821	167
26811A	0822	168
26903A	0820	167
26913A	0820	167
26935B	0820	167
270508	0486	160
27410A	0615	162
27418A	0615	162
27436A	0486	160
27443A	0486	160
27556A	0486	160
26607EJ	0960	171
LRS2163	0809	167
LRS2223	1650	181
25619A/K	0412	158
25642A/F	0412	158
25647A/L	0412	158
25651A/B	0412	158
25662A/E	0412	158
25674A/E	0412	158

Lucas Indiel	Nº ZEN	Pg.	Lucas Indiel	Nº ZEN	Pg.	Lucas Indiel	Nº ZEN	Pg.	Magneti Marelli	Nº ZEN	Pg.
25684A/J	0412	158	27421A/B	0411	158	35259620	1090	174	63101002	0779	166
25686A/H	0412	158	27449A/D	0486	160	35259630	1090	174	63101003	1227	177
25689A/J	0412	158	27462A/B	0486	160	35259640	1090	174	63102003	0779	166
25692A/J	0412	158	27463A/D	0411	158	35259660	1090	174	63102004	0779	166
25695A/F	0412	158	27508A/D	0486	160	35259870	1090	174	63102007	0779	166
25699A/J	0412	158	27509A/B	0486	160	35259900	1684	182	63102008	0779	166
25704A/D	0412	158	27533A/E	0486	160	35260828	1635	181	63103002	0779	166
25706A/D	0412	158	27543A/D	0486	160	35261250	0990	172	63103003	0779	166
25707A/D	0412	158	27545A/B	0486	160	35261260	1617	181	63103007	0999	172
25710A/D	0412	158	27546A/B	0486	160	35261295	1617	181	63103008	0999	172
25714A/D	0412	158	27551A/B	0486	160	35261640	1617	181	63111000	0969	171
25718A/D	0412	158	27552A/B	0486	160	35261760	1684	182	63111005	1113	175
25719A/D	0412	158	27558A/E	0486	160	35262570	1684	182	63111006	1113	175
25720A/D	0412	158	35255556	0160	153	35262634	1090	174	63111007	1113	175
25722A/D	0412	158	35255999	0160	153	LRS02223	1650	181	63111008	1169	175
25728A/D	0412	158	35256424	0492	160	25147DM35	0170	192	63111009	1169	175
25729A/D	0412	158	35257510	0467	159	25147DM35	0171	192	63111010	1113	175
25734A/D	0412	158	35257655	0492	160	25276AM35	0280	192	63111016	1561	180
25739A/D	0412	158	35257700	0868	169	25276AM35	0380	192	63111027	1169	175
25743A/D	0412	158	35257790	0467	159	25329AM35	1188	176	63112003	1169	175
26233A/J	0506	160	35257880	0771	166	25345AM35	0280	192	63113001	1718	183
26233K/M	0486	160	35257890	0467	159	25345AM35	0380	192	63113002	1718	183
26270A/J	0615	162	35258000	0162	153	583514243	0158	153	63113003	1169	175
26286A/E	0506	160	35258060	0467	159	25142AHM35	0280	192	63113004	1718	183
26286F/J	0486	160	35258180	0467	159	25142AHM35	0380	192	63114008	1630	181
26300A/J	0615	162	35258270	0860	169	25148AJM35	0280	192	63114010	1630	181
26317B/H	0398	157	35258290	0467	159	25148AJM35	0380	192	63187051	1884	188
26320A/B	0506	160	35258340	0467	159	25165ADM35	1188	176	63193001	1718	183
26320D/J	0486	160	35258370	0915	170	25274ADM35	1188	176	63201008	0779	166
26348A/D	0486	160	35258380	0468	159	25348A5M90	1188	176	63211627	0035	192
26355A/J	0398	157	35258400	1134	175	26317BDM50	0398	157	63211665	0035	192
26356A/M	0398	157	35258420	1134	175	26356ABM50	0398	157	63211669	0035	192
26361A/E	0398	157	35258430	0915	170	26407AEM50	0398	157	63213127	0035	192
26388A/F	0398	157	35258460	1134	175	25264AF5M90	1188	176	63213812	0035	192
26407A/F	0398	157	35258490	1635	181	25624AF2M100	0412	158	63214349	0035	192
26600E/F	0823	168	35258540	0978	172	25705AD2M100	0414	158	63214371	0035	192
26601E/F	0823	168	35258560	1134	175	25732BE2M100	0414	158	63216225	0035	192
26609F/J	0823	168	35258600	0945	171	25743AD3M100	0412	158	63216325	0035	192
26613E/H	0823	168	35258640	0860	169	Lucas Reman	Nº ZEN	Pg.	63216701	0407	157
26616A/B	0823	168	35258660	1635	181	S7133	9702	193	63216703	0407	157
26619A/D	0823	168	35258670	0492	160	S7219	9702	193	63216707	0407	157
26621A/B	0823	168	35258690	0983	172	Lucas TVS	Nº ZEN	Pg.	63216725	0407	157
26624A/D	0823	168	35258710	0978	172	26024256A	1799	185	63216726	0407	157
26626A/B	0823	168	35258720	1134	175	Magneti Marelli	Nº ZEN	Pg.	63216727	0407	157
26654B/D	0823	168	35258730	0915	170	7733966	0779	166	63216731	0601	162
26702E/K	0822	168	35258740	1133	175	7772459	0779	166	63216740	0407	157
26707A/L	0821	167	35258760	0990	172	7772462	0779	166	63216741	0601	162
26713A/D	0821	167	35258790	0945	171	7785949	0779	166	63216808	0407	157
26804A/E	0821	167	35258840	1134	175	36222700	0213	154	63216810	0407	157
26812A/D	0822	168	35258850	0990	172	46414994	0779	166	63216825	0407	157
2692512A	1518	179	35259040	1635	181	46415504	0779	166	63216826	0407	157
26929A/B	0820	167	35259060	0860	169	46417006	0779	166	63216827	0407	157
26931A/B	0820	167	35259170	0916	170	46429594	0779	166	63216831	0601	162
27413A/D	0411	158	35259400	1635	181	46465475	0779	166	63216873	0407	157
27419A/D	0486	160	35259580	1090	174	63101000	0779	166	63216896	0601	162

Magneti Marelli	Nº ZEN	Pg.	Magneti Marelli	Nº ZEN	Pg.	Magneti Marelli	Nº ZEN	Pg.	Magneti Marelli	Nº ZEN	Pg.
63216898	0407	157	63221433	0394	157	63222605	0213	154	63223300	0395	157
63217101	0407	157	63221434	0394	157	63222632	0213	154	63223303	0779	166
63217104	0407	157	63221500	0394	157	63222635	0213	154	63223330	0395	157
63217105	0407	157	63221503	0394	157	63222636	0213	154	63223332	0395	157
63217118	0407	157	63221508	0389	157	63222700	0213	154	63223430	0878	169
63217119	0407	157	63221509	0394	157	63222701	0213	154	63223431	0878	169
63217120	0407	157	63221530	0394	157	63222706	0213	154	63223432	0878	169
63217125	0407	157	63221533	0394	157	63222730	0213	154	63223435	0969	171
63217126	0601	162	63221538	0389	157	63222731	0213	154	63223436	0878	169
63217147	0407	157	63221539	0394	157	63222736	0213	154	63223530	0878	169
63217148	0601	162	63221632	0394	157	63222831	0786	166	63223531	0878	169
63217154	0601	162	63221637	0389	157	63222831	1206	176	63223532	0878	169
63217188	0601	162	63221639	0394	157	63222832	0786	166	63223537	1113	175
63217201	0407	157	63221730	0394	157	63222832	1206	176	63223538	0975	172
63217225	0407	157	63221731	0394	157	63222833	0786	166	63223639	0969	171
63217226	0601	162	63221800	0786	166	63222833	1206	176	63223730	1113	175
63217410	0601	162	63221800	1227	177	63222836	0786	166	63223897	0953	171
63220104	1496	178	63221830	0786	166	63222836	1206	176	63226834	1062	174
63220107	0768	166	63221832	0786	166	63222837	0786	166	63226845	1062	174
63220108	0768	166	63221834	0786	166	63222837	1206	176	63226846	1062	174
63220137	0768	166	63221890	0786	166	63222838	0786	166	63227004	0823	168
63220506	0408	157	63221890	1227	177	63222838	1206	176	63227005	0823	168
63220536	0408	157	63221892	0786	166	63222889	0779	166	63227006	0823	168
63220537	0408	157	63221892	1227	177	63222897	0786	166	63227007	0823	168
63220538	0408	157	63222000	1117	175	63222897	1206	176	63227008	0823	168
63220700	0120	152	63222001	1104	175	63222900	0779	166	63227009	0823	168
63220701	0120	152	63222004	1117	175	63222901	0779	166	63227010	0823	168
63220702	0120	152	63222005	1630	181	63222905	0779	166	63227014	0823	168
63220705	0120	152	63222030	1117	175	63222908	0779	166	63227016	0823	168
63220706	0120	152	63222031	1104	175	63222909	0779	166	63227017	0823	168
63220720	0120	152	63222034	1117	175	63222936	0779	166	63227022	0863	169
63220721	0120	152	63222038	1117	175	63223000	0395	157	63227028	0823	168
63220723	0120	152	63222039	1104	175	63223001	0786	166	63227038	0823	168
63220724	0120	152	63222130	1117	175	63223001	1206	176	63227043	0863	169
63220731	0120	152	63222134	1117	175	63223031	0786	166	63227046	0863	169
63220740	0120	152	63222135	1117	175	63223031	1206	176	63227047	0863	169
63220741	0120	152	63222136	1104	175	63223032	0786	166	63227051	0863	169
63220743	0120	152	63222138	1117	175	63223032	1206	176	63227577	0863	169
63220744	0120	152	63222300	0533	161	63223033	0786	166	63280059	1884	188
63220746	0120	152	63222301	0533	161	63223033	1206	176	63280071	1718	183
63220800	0120	152	63222331	0533	161	63223034	0786	166	63280091	1902	188
63220833	0120	152	63222400	0213	154	63223034	1206	176	63293029	1484	178
63220834	0120	152	63222405	0213	154	63223035	0779	166	63293039	1484	178
63220836	0120	152	63222408	0213	154	63223039	1484	178	63293537	1113	175
63220900	0120	152	63222409	0213	154	63223085	0779	166	63293538	0975	172
63220932	0120	152	63222430	0213	154	63223101	0779	166	E1154/24	0953	171
63220940	0120	152	63222435	0213	154	63223103	1496	178	631101002	0779	166
63221300	0120	152	63222438	0213	154	63223108	0779	166	063521230120	1814	186
63221308	0389	157	63222439	0213	154	63223109	0779	166	944280203000	1814	186
63221338	0389	157	63222501	0213	154	63223200	0779	166	Magneton	Nº ZEN	Pg.
63221400	0389	157	63222502	0213	154	63223203	0395	157	915109A	1814	186
63221401	0389	157	63222531	0213	154	63223206	0395	157	Mando	Nº ZEN	Pg.
63221403	0394	157	63222532	0213	154	63223207	0395	157	MG122423	13021	194
63221430	0389	157	63222536	0213	154	63223236	0395	157	MG122565	13021	194
63221431	0389	157	63222602	0213	154	63223237	0395	157	OK24118400A	0499	160

Maserati	Nº ZEN	Pg.
A00518085570	1899	188
Mazda	Nº ZEN	Pg.
F601	0352	156
22218400	0144	153
32418400	0144	153
57818400	0184	153
60418400	0341	156
60518400	0341	156
77918400	0352	156
134518400	0341	156
022218400A	0144	153
032418400A	0144	153
032418400B	0352	156
042618400A	0144	153
042618400B	0144	153
478010400	0450	159
478018400	0450	159
077918400A	0352	156
813118400	0352	156
821818400	0352	156
893618400	0352	156
893718400	0352	156
896418400	0352	156
896718400	0352	156
AM1518400	0595	161
B30118400	0636	162
B30318400	0450	159
B35918400	0450	159
B50518400	0450	159
B59318400	0450	159
B61P18400	0450	159
B63018400	0450	159
B67618400	0450	159
D50118400	0352	156
D50218400	0352	156
D50518400	0352	156
D53018400	0450	159
E22E18400	0596	161
E30118400	0352	156
E35618400	0450	159
E35718400	0450	159
F21418400	0596	161
F24018400	0450	159
F2D418400	0596	161
F60118400	0352	156
F80218400	0352	156
F80618400	0352	156
F85018400	0352	156
F8B18400A	0450	159
FE0518400	0352	156
FE1H18400	0596	161
FE5018400	0352	156
FE7918400	0352	156
H83318400	0352	156
HE1918400	0352	156

Mazda	Nº ZEN	Pg.
HE2018400	0352	156
PE0118400	1876	188
PE0718400	1876	188
PY0118400	1876	188
S21118400	0957	171
S21118400	12658	193
S21118400	12659	193
ZZL118400	1192	176
ZZLO18400	1192	176
478018400A	0450	159
489318400B	0426	158
489318400D	0426	158
489318400E	0426	158
489418400B	0144	153
489418400C	0144	153
489418400D	0144	153
808818400A	0352	156
813118400A	0352	156
B30118400C	0636	162
B30318400A	0450	159
B31518400A	0450	159
B31518400B	0450	159
B35918400A	0636	162
B61R18400A	0450	159
B63018400A	0450	159
B67618400A	0450	159
B67618400B	0450	159
B6S818400A	0450	159
D30618400A	0352	156
D306A8400B	0352	156
D50118400A	0352	156
D50218400A	0352	156
D50518400A	0352	156
D50518400B	0450	159
E30118400A	0352	156
E35618400A	0352	156
E35618400B	0450	159
F21418400A	0596	161
F21418400B	0596	161
F21418400C	0596	161
F24018400B	0450	159
F2D418400A	0596	161
F60118400A	0352	156
F60118400B	0352	156
F80218400A	0352	156
F80218400B	0352	156
F85018400A	0352	156
F85018400B	0352	156
F85018400E	0450	159
F8B118400A	0450	159
F8B118400B	0450	159
F8B118400C	0450	159
FE0518400B	0352	156
FE0518400C	0352	156
FE0518400C	0450	159

Mazda	Nº ZEN	Pg.
FE1J18400A	0450	159
FE5018400A	0352	156
FE5018400B	0352	156
FE5018400E	0450	159
FE5A18400A	0450	159
HE1918400A	0352	156
HE1918400B	0352	156
HE2018400A	0352	156
V10118400B	0957	171
V10118400B	12658	193
V10118400B	12659	193
Mercedes Benz	Nº ZEN	Pg.
0051511101	1469	178
0051511301	1023	173
51512501	1629	181
0051514701	1469	178
Mitsuba	Nº ZEN	Pg.
M61209	1849	187
SM61209	1849	187
SM71001	1849	187
SM71002	1849	187
SM4423236	1548	179
Mitsubishi	Nº ZEN	Pg.
MEWR	0144	153
MQJR	0144	153
79581	0595	161
ME031	0144	153
ME041	0144	153
MQJ1R	0144	153
MQJ2R	0144	153
MQJ6R	0144	153
232415	1046	173
232415	12812	193
M2T322	0450	159
M3T244	0450	159
MCA020	0144	153
ME10WR	0144	153
MEA010	0144	153
MEA011	0144	153
MEA030	0144	153
MEA031	0144	153
MEA040	0144	153
MEA041	0144	153
MEA061	0144	153
MEA071	0144	153
MEA121	0144	153
MEC012	0144	153
MED030	0144	153
MED031	0144	153
MED032	0144	153
MED034	0144	153
MED041	0144	153
MED042	0144	153
MED074	0144	153
MGA060	0352	156

Mitsubishi	Nº ZEN	Pg.
1368852	0450	159
M3T2581	0352	156
M3T3381	0352	156
MD21674	0352	156
MD81567	0450	159
ME10AZR	0144	153
ME12AZR	0144	153
MT36100	0595	161
MOT20171	1945	190
MOT20471	1706	182
MOT20472	1706	182
MOT20871	1774	184
MOT21271	1538	179
MOT21471	1774	184
MOT24072	1761	184
MOT30672	1706	182
MOT30771	1706	182
MOT31671	1909	189
MOT32071	1771	184
MOT32271	1933	190
MOT35171	1706	182
MOT36071	1706	182
MOT36571	0806	167
MOT45071	1801	185
MOT45171	1801	185
MOT45371	1801	185
MOT70281	0595	161
MOT70381	0595	161
MOT70481	0595	161
MOT70681	0595	161
MOT70781	0595	161
MOT70981	0595	161
MOT71181	0595	161
MOT71381	0595	161
MOT71581	0595	161
MOT71681	0595	161
MOT72581	0595	161
MOT73281	0595	161
MOT73381	0595	161
MOT77681	0595	161
MOT80285	1018	172
MOT82081	0806	167
MOT85681	0595	161
MOT86181	0806	167
MOT87681	1764	184
MOT87781	1764	184
MOT87881	1756	184
MOT88481	1764	184
MOT90685	1764	184
MOT91981	1538	179
MOT92081	1538	179
MOT93391	0806	167
M1M70685	0595	161
M1M70881	1702	182
M1M70981	0596	161

Mitsubishi	Nº ZEN	Pg.	Mitsubishi	Nº ZEN	Pg.	Mitsubishi	Nº ZEN	Pg.	Mitsubishi	Nº ZEN	Pg.
M1M71281	0596	161	M1T77581	1702	182	M2T56471	12812	193	M2T67882	12658	193
M1M71481	0596	161	M1T78881	0711	164	M2T56472	1046	173	M2T67882	12659	193
M1M72086	0595	161	M1T80081	0806	167	M2T57771	1047	173	M2T67883	0957	171
M1M72181	0596	161	M1T80481	1774	184	M2T57771	12812	193	M2T67883	1046	173
M1M72182	0596	161	M1T80681	1838	187	M2T57871	0957	171	M2T67883	12658	193
M1M72281	0679	164	M1T81782	1922	189	M2T57871	12658	193	M2T67883	12659	193
M1M74181	1702	182	M1T85781	0806	167	M2T57871	12659	193	M2T69081	1046	173
M1Q71281	0596	161	M1T86781	1538	179	M2T57881	0957	171	M2T72871	1046	173
M1T60281	0712	164	M1T86782	1538	179	M2T57881	1046	173	M2T74171	1047	173
M1T70381	0600	162	M1T86882	1538	179	M2T57881	12658	193	M2T74171	12812	193
M1T70481	0595	161	M1T86883	1538	179	M2T57881	12659	193	M2T74371	1046	173
M1T70482	0595	161	M1T90281	0806	167	M2T58081	9495	193	M2T78271	0957	171
M1T70483	0595	161	M2T10171	0144	153	M2T58381	9495	193	M2T78271	12658	193
M1T70485	0595	161	M2T10271	0144	153	M2T58481	9495	193	M2T78271	12659	193
M1T70681	0595	161	M2T10282	0352	156	M2T60072	0957	171	M2T78381	1046	173
M1T70685	0595	161	M2T15772	0144	153	M2T60072	12658	193	M2T78481	1046	173
M1T70686	0595	161	M2T20181	0352	156	M2T60072	12659	193	M2T78482	1046	173
M1T70687	0595	161	M2T20181	0853	168	M2T61771	0957	171	M2T80582	1024	173
M1T70881	1702	182	M2T20182	0352	156	M2T61771	1046	173	M2T84071	1024	173
M1T70981	0596	161	M2T20223	0352	156	M2T61771	12658	193	M2T84171	1024	173
M1T70985	0596	161	M2T20281	0352	156	M2T61771	12659	193	M2T84571	1024	173
M1T71081	0596	161	M2T20282	0352	156	M2T62971	12812	193	M2T84771	1903	188
M1T71281	0596	161	M2T30581	0450	159	M2T64372	0957	171	M2T87071	1024	173
M1T71381	0595	161	M2T30583	0450	159	M2T64372	12658	193	M2T87171	1024	173
M1T71382	0595	161	M2T32281	0450	159	M2T64372	12659	193	M2T87271	1024	173
M1T71481	0596	161	M2T40081	0450	159	M2T64373	0957	171	M2T87371	1567	180
M1T71581	0595	161	M2T42881	0450	159	M2T64373	12658	193	M2T87471	1024	173
M1T71681	0595	161	M2T44081	0450	159	M2T64373	12659	193	M2T87871	1024	173
M1T71881	0596	161	M2T48081	0450	159	M2T65271	1046	173	M2T87971	1567	180
M1T72081	0595	161	M2T48381	0836	168	M2T65271	12812	193	M2T88071	1567	180
M1T72085	0595	161	M2T49881	0450	159	M2T65272	1046	173	M2T88271	1567	180
M1T72086	0595	161	M2T53083	0595	161	M2T66371	0957	171	M3M32722	0450	159
M1T72088	0595	161	M2T54372	0957	171	M2T66371	12658	193	M3M32782	0450	159
M1T72181	0596	161	M2T54372	12658	193	M2T66371	12659	193	M3Q38882	0450	159
M1T72182	0596	161	M2T54372	12659	193	M2T66872	0957	171	M3T10071	0144	153
M1T72281	0679	164	M2T54571	0957	171	M2T66872	12658	193	M3T10072	0144	153
M1T72481	0617	162	M2T54571	12658	193	M2T66872	12659	193	M3T10171	0144	153
M1T72581	0595	161	M2T54571	12659	193	M2T66873	0957	171	M3T10172	0352	156
M1T72583	0595	161	M2T54572	0957	171	M2T66873	12658	193	M3T10271	0144	153
M1T72981	0711	164	M2T54572	12658	193	M2T66873	12659	193	M3T10272	0144	153
M1T72985	0711	164	M2T54572	12659	193	M2T67871	0957	171	M3T10371	0144	153
M1T73281	0595	161	M2T55271	1046	173	M2T67871	12658	193	M3T10372	0144	153
M1T73283	0595	161	M2T55271	12812	193	M2T67871	12659	193	M3T10473	0426	158
M1T73381	0595	161	M2T56071	0957	171	M2T67872	0957	171	M3T10475	0426	158
M1T73383	0595	161	M2T56071	12658	193	M2T67872	12658	193	M3T10476	0426	158
M1T74181	1702	182	M2T56071	12659	193	M2T67872	12659	193	M3T10572	0144	153
M1T74281	0597	161	M2T56181	1047	173	M2T67873	0957	171	M3T10672	0144	153
M1T74481	0597	161	M2T56181	12812	193	M2T67873	12658	193	M3T11172	0144	153
M1T74482	0597	161	M2T56182	1047	173	M2T67873	12659	193	M3T11173	0144	153
M1T74581	0617	162	M2T56182	12812	193	M2T67881	0957	171	M3T11174	0144	153
M1T74781	0711	164	M2T56185	1047	173	M2T67881	1046	173	M3T11272	0144	153
M1T74785	0711	164	M2T56185	12812	193	M2T67881	12658	193	M3T11372	0144	153
M1T74881	0595	161	M2T56271	1047	173	M2T67881	12659	193	M3T11373	0144	153
M1T76081	0801	167	M2T56271	12812	193	M2T67882	0957	171	M3T11772	0144	153
M1T77181	1018	172	M2T56471	1046	173	M2T67882	1046	173	M3T12372	0144	153

Mitsubishi	Nº ZEN	Pg.	Mitsubishi	Nº ZEN	Pg.	Mitsubishi	Nº ZEN	Pg.	Mitsubishi	Nº ZEN	Pg.
M3T12572	0144	153	M3T25891	0352	156	M3T38581	0450	159	M3V38882	0450	159
M3T12672	0144	153	M3T27686	0352	156	M3T38682	0450	159	M3Y24482	0450	159
M3T13071	0144	153	M3T27786	0450	159	M3T38881	0450	159	M4714674	0144	153
M3T13072	0144	153	M3T29482	0450	159	M3T38882	0450	159	M4T14372	0144	153
M3T15072	0144	153	M3T29681	0352	156	M3T38883	0450	159	M4T14572	0144	153
M3T15073	0144	153	M3T30081	0352	156	M3T38884	0450	159	M4T14672	0144	153
M3T15074	0144	153	M3T30082	0352	156	M3T38885	0450	159	M4T14673	0144	153
M3T15075	0144	153	M3T30088	0352	156	M3T38981	0450	159	M4T14674	0144	153
M3T15171	0144	153	M3T30281	0352	156	M3T38982	0450	159	M4T14771	0144	153
M3T15271	0144	153	M3T30282	0352	156	M3T39182	0352	156	M4T14872	0144	153
M3T15372	0144	153	M3T30285	0352	156	M3T39385	0450	159	M4T41672	0144	153
M3T15675	0144	153	M3T30286	0352	156	M3T39481	0450	159	M8T62471	1921	189
M3T15772	0144	153	M3T30381	0352	156	M3T39523	0450	159	M8T70071	1563	180
M3T15872	0144	153	M3T30382	0352	156	M3T39981	0450	159	M8T71371	1904	189
M3T15972	0144	153	M3T30581	0450	159	M3T41081	0450	159	M8T71471	1904	189
M3T19171	0144	153	M3T30583	0450	159	M3T41083	0450	159	M8T75073	1563	180
M3T19271	0144	153	M3T30681	0450	159	M3T41088	0450	159	M8T75271	1904	189
M3T19471	0144	153	M3T30781	0352	156	M3T41181	0450	159	M8T75371	1904	189
M3T20081	0352	156	M3T30782	0352	156	M3T41185	0450	159	M8T75671	1904	189
M3T20181	0352	156	M3T30881	0450	159	M3T41186	0450	159	M8T76071	1906	189
M3T20381	0352	156	M3T30981	0450	159	M3T41282	0450	159	M8T78611	1563	180
M3T20681	0352	156	M3T32382	0352	156	M3T41285	0450	159	M9T80071	1808	186
M3T20781	0352	156	M3T32581	0352	156	M3T41681	0450	159	M9T80472	1808	186
M3T21281	0352	156	M3T32582	0352	156	M3T42781	0450	159	M9T80473	1808	186
M3T21281	0450	159	M3T32583	0352	156	M3T42881	0450	159	M9T82071	1808	186
M3T21282	0352	156	M3T32588	0450	159	M3T43381	0450	159	M9T82479	1808	186
M3T21381	0352	156	M3T32589	0450	159	M3T43481	0450	159	M9T83671	1808	186
M3T21381	0450	159	M3T32591	0450	159	M3T43581	0450	159	MC108027	0636	162
M3T21781	0450	159	M3T32592	0450	159	M3T48181	0450	159	MD001333	0352	156
M3T21882	0450	159	M3T32593	0450	159	M3T49381	0450	159	MD001550	0144	153
M3T22081	0352	156	M3T32681	0352	156	M3T49581	0450	159	MD001552	0144	153
M3T22381	0352	156	M3T32781	0352	156	M3T49585	0450	159	MD001553	0144	153
M3T22581	0352	156	M3T32782	0352	156	M3T49781	0450	159	MD001555	0352	156
M3T22581	0450	159	M3T32985	0836	168	M3T56471	0957	171	MD003550	0144	153
M3T22582	0352	156	M3T33081	0636	162	M3T56471	12658	193	MD003551	0144	153
M3T22681	0352	156	M3T33182	0450	159	M3T56471	12659	193	MD011550	0144	153
M3T22781	0352	156	M3T33281	0450	159	M3T57371	0957	171	MD011550	0184	153
M3T24481	0352	156	M3T33282	0450	159	M3T57371	12658	193	MD011553	0144	153
M3T24482	0352	156	M3T33381	0352	156	M3T57371	12659	193	MD016729	0450	159
M3T24482	0450	159	M3T33382	0352	156	M3T57575	12658	193	MD016851	0450	159
M3T24483	0352	156	M3T33581	0352	156	M3T57575	12659	193	MD016863	0450	159
M3T24485	0352	156	M3T33582	0352	156	M3T66071	0957	171	MD019891	0352	156
M3T24486	0352	156	M3T33583	0352	156	M3T66071	12658	193	MD019895	0352	156
M3T24487	0352	156	M3T33585	0352	156	M3T66071	12659	193	MD021665	0144	153
M3T24488	0352	156	M3T33586	0352	156	M3T66072	0957	171	MD021666	0144	153
M3T25081	0352	156	M3T33587	0352	156	M3T66072	12658	193	MD021670	0144	153
M3T25281	0352	156	M3T33588	0352	156	M3T66072	12659	193	MD021672	0144	153
M3T25781	0352	156	M3T35081	0352	156	M3T66073	0957	171	MD021674	0352	156
M3T25782	0352	156	M3T35082	0352	156	M3T66073	12658	193	MD021676	0144	153
M3T25783	0352	156	M3T35088	0352	156	M3T66073	12659	193	MD021679	0144	153
M3T25785	0352	156	M3T3586D	0450	159	M3T66074	0957	171	MD021686	0144	153
M3T25882	0352	156	M3T38082	0450	159	M3T66074	12658	193	MD027400	0352	156
M3T25883	0352	156	M3T38181	0450	159	M3T66074	12659	193	MD027401	0352	156
M3T25885	0352	156	M3T38381	0450	159	M3T70081	0450	159	MD034120	0352	156
M3T25885	0450	159	M3T38481	0450	159	M3V38881	0450	159	MD034121	0352	156

Mitsubishi	Nº ZEN	Pg.
MD066761	0450	159
MD069166	1047	173
MD069166	12812	193
MD070934	1047	173
MD070934	12812	193
MD081567	0450	159
MD081568	0450	159
MD084414	1047	173
MD084414	12812	193
MD085730	0352	156
MD099667	0595	161
MD100431	0450	159
MD101219	0450	159
MD107614	0450	159
MD107615	0450	159
MD112625	0595	161
MD136933	0595	161
MD161437	0450	159
MD162836	0450	159
MD162837	0450	159
MD162838	0450	159
MD162839	0595	161
MD162840	0595	161
MD162842	0595	161
MD162843	0595	161
MD163188	0595	161
MD164866	0450	159
MD164975	1047	173
MD164975	12812	193
MD164976	1047	173
MD164976	12812	193
MD170049	0595	161
MD172860	0595	161
MD172861	0595	161
MD172863	0595	161
MD172864	0595	161
MD174482	0595	161
MD174483	0595	161
MD180238	0450	159
MD180239	0450	159
MD180937	0595	161
MD182488	0595	161
MD188720	0595	161
MD188721	0595	161
MD189054	0450	159
MD192222	0450	159
MD192228	0450	159
MD315548	1024	173
MD318086	0596	161
ME007517	0957	171
ME007517	12658	193
ME007517	12659	193
ME008815	0957	171
ME008815	12658	193
ME008815	12659	193

Mitsubishi	Nº ZEN	Pg.
ME017034	0957	171
ME017034	12658	193
ME017034	12659	193
ME017035	0957	171
ME017035	12658	193
ME017035	12659	193
ME017056	0957	171
ME017056	12658	193
ME017056	12659	193
ME017061	0957	171
ME017061	12658	193
ME017061	12659	193
ME202424	1563	180
ME202970	1563	180
ME204425	1563	180
MED10AZR	0144	153
MG120413	0957	171
MG120413	12658	193
MG120413	12659	193
MM111514	0352	156
MM115513	0352	156
MM115514	0352	156
MM115517	0352	156
901286806	0450	159
M08T87881	0806	167
M1T70685A	0595	161
M1T70881A	1702	182
M1T70981A	0596	161
M1T71281A	0596	161
M1T71281B	0596	161
M1T71481A	0596	161
M1T72086A	0595	161
M1T72181A	0596	161
M1T72182A	0596	161
M1T72281A	0679	164
M1T723281	0595	161
M1T74181A	1702	182
M2T20181A	0352	156
M2T20181D	0853	168
M3MT30583	0450	159
M3T016851	0450	159
M3T016863	0450	159
M3T066761	0450	159
M3T110172	0352	156
M3T11173Q	0144	153
M3T14482J	0450	159
M3T162838	0450	159
M3T164866	0450	159
M3T189054	0450	159
M3T20681A	0352	156
M3T21281D	0450	159
M3T21381D	0450	159
M3T21781D	0450	159
M3T21882D	0450	159
M3T24482A	0352	156

Mitsubishi	Nº ZEN	Pg.
M3T24482H	0450	159
M3T24482K	0450	159
M3T24486A	0352	156
M3T24486H	0450	159
M3T25252H	0450	159
M3T25282H	0450	159
M3T25285A	0450	159
M3T25885A	0450	159
M3T27686D	0450	159
M3T29482D	0450	159
M3T302589	0450	159
M3T32782D	0450	159
M3T335081	0352	156
M3T335820	0352	156
M3T33582A	0352	156
M3T33586A	0352	156
M3T388682	0450	159
M3T38881A	0450	159
M3T38881B	0450	159
M3T38881C	0450	159
M3T38882A	0450	159
M3T38882B	0450	159
M3T38882C	0450	159
M8T75073A	1563	180
MD 100431	0450	159
MD0019891	0352	156
MT87781ZC	1764	184
N31818400	1702	182
N32718400	1702	182
N3A118400	1702	182
56041012AB	0597	161
M000T20171	1945	190
M000T20471	1706	182
M000T20472	1706	182
M000T20672	1706	182
M000T20771	1876	188
M000T24072	1761	184
M000T30672	1706	182
M000T30771	1706	182
M000T32071	1771	184
M000T32271	1933	190
M000T32572	1706	182
M000T34171	1876	188
M000T35171	1706	182
M000T36071	1706	182
M000T36571	0806	167
M000T39671	1876	188
M000T60181	0712	164
M000T85681	0595	161
M000T87881	1756	184
M000T92581	0595	161
M000TD0971	1909	189
M001T79482	0825	168
M001T81782	1922	189
M002T87071	1024	173

Mitsubishi	Nº ZEN	Pg.
M002T87371	1567	180
M002T87671	1063	174
M002T87771	1063	174
M002T87971	1567	180
M002T88071	1567	180
M002T88271	1567	180
M005T22371	1924	189
M005T27671	1924	189
M005T27672	1924	189
M008T62671	1921	189
M008T75073	1563	180
M0T21271ZC	1538	179
M0T33671ZT	1909	189
M0T85681ZC	0595	161
M0T87781ZC	1764	184
M0T90685ZC	1764	184
M0T91981ZC	1538	179
M0T92081ZC	1538	179
M1T86781ZC	1538	179
M1T86782ZC	1538	179
M1T86883ZC	1538	179
M1T86884ZC	1538	179
M3T4010081	0450	159
M8T76071ZE	1906	189
MB30118X45	1054	173
MD 318086	0596	161
N31818400A	1702	182
N31818400B	1702	182
N32718400A	1702	182
N3A1184400	1702	182
M000T20771ZC	1876	188
M000T20777ZC	1876	188
M000I20871ZE	1774	184
M000T32071ZC	1771	184
M000T32175ZC	1761	184
M000T33571ZC	1933	190
M000T33871ZC	0806	167
M000T33871ZT	0806	167
M000I88481ZC	1764	184
M000T88482ZC	1764	184
M001T74281ZC	0825	168
M001T74287ZC	0825	168
M001T84381ZC	0597	161
M002T85971ZT	1807	186
M002T86071ZT	1807	186
M002T87171ZT	1024	173
M002T88771ZA	1063	174
Motorcraft	Nº ZEN	Pg.
SA934	1871	187
SA999RM	1871	187
SA1057RM	1871	187
6S4Z11002AA	1585	180
Nastra	Nº ZEN	Pg.
S17847	1548	179

New Holland	Nº ZEN	Pg.	Nippon	Nº ZEN	Pg.	Nippondenso	Nº ZEN	Pg.	Nippondenso	Nº ZEN	Pg.
SBA185086050	0684	164	2280000991	0818	167	280001940	0327	156	280003241	0184	153
SBA185086051	0684	164	2280001060	0818	167	280001941	0327	156	280003320	0184	153
SBA185086052	0684	164	2280001530	0818	167	280001970	0184	153	280003330	0184	153
SBA185086141	0684	164	2280001531	0818	167	280001970	0327	156	280003331	0184	153
SBA185086350	0684	164	2280001910	1555	179	280001971	0184	153	280003332	0184	153
Nikko	Nº ZEN	Pg.	2280002050	1863	187	280001971	0327	156	280003500	0184	153
230000031	0895	169	2280002051	1863	187	280001972	0184	153	280003710	0140	153
230000032	0895	169	2280002260	1863	187	280001972	0327	156	280003710	0327	156
230000042	0895	169	2280002261	1863	187	280001973	0184	153	280003800	0184	153
230000060	0895	169	2280002500	1555	179	280001973	0327	156	280003830	0184	153
230000063	0895	169	2280003220	1555	179	280001975	0327	156	280003841	0184	153
230000240	0895	169	2280003990	1863	187	280001976	0327	156	280003900	0184	153
230000332	0895	169	2280003991	1863	187	280002000	0327	156	280003901	0184	153
230000450	0895	169	2280003992	1863	187	280002001	0327	156	280003920	0327	156
Nippon	Nº ZEN	Pg.	2280004570	0818	167	280002040	0341	156	280003921	0327	156
0280006261	1957	191	2280005490	1555	179	280002041	0341	156	280004010	1722	183
0280007740	1957	191	2280005670	1555	179	280002042	0341	156	280004020	9186	192
0280008432	1957	191	2280005680	1555	179	280002140	0184	153	280004021	9186	192
0280008740	1957	191	2280006170	1555	179	280002141	0184	153	280004030	0184	153
0280009031	1957	191	2280006172	1555	179	280002150	0184	153	280004031	0184	153
0280009032	1957	191	2280006173	1555	179	280002151	0184	153	280004032	0184	153
1280000120	1957	191	2280006270	1555	179	280002160	0341	156	280004040	0184	153
1280000130	1957	191	2280006271	1555	179	280002161	0341	156	280004041	0184	153
1280000180	1957	191	2280006272	1555	179	280002220	12609	193	280004042	0184	153
1280000181	1957	191	2280006273	1555	179	280002240	0184	153	280004044	9186	192
1280000280	1957	191	2280006280	1555	179	280002241	0184	153	280004050	0184	153
1280000300	1957	191	2280006281	1555	179	280002250	0140	153	280004090	0184	153
1280000940	1957	191	2280006283	1555	179	280002250	0327	156	280004180	0184	153
1280000950	1957	191	2280006420	1863	187	280002260	0140	153	280004240	9186	192
1280001900	1957	191	2280006421	1863	187	280002260	0327	156	280004241	9186	192
1280002131	1957	191	2280006482	0818	167	280002261	0327	156	280004242	9186	192
1280002140	1957	191	2280007200	1863	187	280002262	0327	156	280004243	9186	192
1280002190	1957	191	2280007201	1863	187	280002263	0327	156	280004250	9186	192
1280004570	1957	191	2280007800	0818	167	280002330	0327	156	280004251	9186	192
1280005080	1957	191	2280007801	0818	167	280002364	0140	153	280004252	9186	192
1280005630	1957	191	2280009600	1555	179	280002570	0327	156	280004253	9186	192
1280005691	1957	191	Nippondenso	Nº ZEN	Pg.	280002571	0327	156	280004270	0327	156
1280006990	1957	191	28004822	0327	156	280002572	0327	156	280004320	9186	192
1280007390	1555	179	128000721	9186	192	280002660	0140	153	280004321	9186	192
1280007471	1957	191	128000832	1213	177	280002660	0184	153	280004322	9186	192
1280008400	1555	179	128005080	9186	192	280002661	0184	153	280004323	9186	192
1280009700	1863	187	128007210	9186	192	280002681	0140	153	280004330	0140	153
1280009701	1863	187	185086440	0841	168	280002890	0184	153	280004340	9186	192
1280009710	1555	179	228000022	1212	177	280002911	9186	192	280004341	9186	192
1280009720	1555	179	228000022	9542	193	280002930	0184	153	280004342	9186	192
2280000211	1957	191	228000036	9492	192	280002931	0184	153	280004343	0947	171
2280000220	1864	187	228000180	1212	177	280002932	0184	153	280004343	1722	183
2280000810	1863	187	228000180	9632	193	280002933	0184	153	280004343	9186	192
2280000820	1555	179	228000340	9632	193	280002970	0341	156	280004390	0946	171
2280000822	1555	179	280000430	0184	153	280003000	0184	153	280004440	0327	156
2280000823	1555	179	280000960	0946	171	280003051	0140	153	280004450	0947	171
2280000830	1555	179	280001010	0327	156	280003051	0327	156	280004450	1722	183
2280000831	1555	179	280001661	9186	192	280003052	0327	156	280004450	9186	192
2280000832	1555	179	280001730	0184	153	280003100	0327	156	280004480	0327	156
2280000990	0818	167	280001940	0184	153	280003240	0184	153	280004500	0184	153



Nippondenso	Nº ZEN	Pg.	Nippondenso	Nº ZEN	Pg.	Nippondenso	Nº ZEN	Pg.	Nippondenso	Nº ZEN	Pg.
280004510	9186	192	280005912	0947	171	280007132	0140	153	280008261	0947	171
280004512	9186	192	280005912	1722	183	280007190	9186	192	280008261	1722	183
280004520	0184	153	280005912	9186	192	280007191	9186	192	280008290	0947	171
280004530	0184	153	280006000	9186	192	280007240	9301	192	280008290	1722	183
280004540	9186	192	280006001	0947	171	280007320	9186	192	280008320	0947	171
280004550	9186	192	280006001	1722	183	280007321	0947	171	280008320	1722	183
280004580	0327	156	280006001	9186	192	280007321	1722	183	280008380	9186	192
280004600	0184	153	280006030	9186	192	280007321	9186	192	280008451	1097	175
280004601	0184	153	280006040	9186	192	280007332	0140	153	280008451	9678	193
280004630	0184	153	280006090	0545	161	280007351	0946	171	280008620	9186	192
280004640	0327	156	280006100	0140	153	280007370	0921	170	280008670	9186	192
280004650	0184	153	280006100	0327	156	280007373	0921	170	280008760	0921	170
280004660	0184	153	280006103	0140	153	280007373	1215	177	280008760	1215	177
280004680	0184	153	280006120	0947	171	280007380	9186	192	280008761	0921	170
280004690	0184	153	280006120	1722	183	280007390	9186	192	280008762	0921	170
280004691	0184	153	280006140	9186	192	280007391	9186	192	280008762	1215	177
280004700	0184	153	280006200	9301	192	280007392	0947	171	280008850	0947	171
280004710	0184	153	280006220	0184	153	280007392	1722	183	280008850	1722	183
280004721	0341	156	280006250	12609	193	280007392	9186	192	280008980	9678	193
280004810	0327	156	280006290	9301	192	280007460	0140	153	280009010	0140	153
280004820	0327	156	280006332	0947	171	280007461	0140	153	280009020	0140	153
280004822	0327	156	280006332	1722	183	280007470	0140	153	280009070	0947	171
280004900	9186	192	280006340	9301	192	280007520	0140	153	280009070	1722	183
280004940	9186	192	280006360	9186	192	280007521	0140	153	280009070	9186	192
280004951	9186	192	280006361	9186	192	280007550	9186	192	280009120	9186	192
280004980	0327	156	280006362	0947	171	280007560	0947	171	280009121	9186	192
280005060	0946	171	280006362	1722	183	280007560	1722	183	280009260	0947	171
280005070	0184	153	280006362	9186	192	280007560	9186	192	280009260	1722	183
280005071	0184	153	280006422	0140	153	280007620	0947	171	280009260	9186	192
280005090	0339	156	280006440	0946	171	280007620	1722	183	280009270	9186	192
280005091	0339	156	280006450	0947	171	280007620	9186	192	280009300	0946	171
280005092	0339	156	280006450	1722	183	280007700	9186	192	280009320	9186	192
280005100	9186	192	280006494	0140	153	280007780	0140	153	280009321	9186	192
280005220	0342	156	280006520	0341	156	280007790	0946	171	280009340	9186	192
280005230	0342	156	280006560	9301	192	280007791	0946	171	280009380	0947	171
280005270	0341	156	280006561	9301	192	280007810	9301	192	280009380	1722	183
280005280	0184	153	280006620	9186	192	280007830	12609	193	280009380	9186	192
280005420	0341	156	280006640	9301	192	280007981	0140	153	280009430	0686	164
280005430	0327	156	280006701	9186	192	280007990	9186	192	280009570	0140	153
280005470	0327	156	280006710	9186	192	280008000	9186	192	280009680	0140	153
280005490	9301	192	280006711	9186	192	280008040	0686	164	280009690	0184	153
280005580	9301	192	280006780	9402	192	280008050	0947	171	280009711	0947	171
280005581	9301	192	280006790	0184	153	280008050	1722	183	280009711	1722	183
280005593	9301	192	280006800	0140	153	280008050	9186	192	280009720	0947	171
280005720	0341	156	280006810	0140	153	280008060	0947	171	280009720	1722	183
280005750	0341	156	280006813	0140	153	280008060	1722	183	280009720	9186	192
280005820	9186	192	280006823	0140	153	280008060	9186	192	280009730	9186	192
280005821	9186	192	280006880	9301	192	280008070	9301	192	280009770	9301	192
280005822	9186	192	280006930	0947	171	280008080	9186	192	280009860	0947	171
280005850	9301	192	280006930	1722	183	280008110	0342	156	280009860	1722	183
280005860	9301	192	280007000	0946	171	280008120	0342	156	280009860	9186	192
280005900	0947	171	280007001	0946	171	280008180	9186	192	280009900	0576	161
280005900	1722	183	280007093	0140	153	280008220	0947	171	280009901	0576	161
280005900	9186	192	280007130	0339	156	280008220	1722	183	280009960	0140	153
280005910	9186	192	280007131	0339	156	280008220	9186	192	286005360	1841	187

Nippondenso	Nº ZEN	Pg.	Nippondenso	Nº ZEN	Pg.	Nippondenso	Nº ZEN	Pg.	Nippondenso	Nº ZEN	Pg.
290996200	0459	159	1280001610	0140	153	1280005261	1722	183	1280007740	0841	168
1280000020	0946	171	1280001630	0947	171	1280005300	9301	192	1280007750	9301	192
1280000070	12609	193	1280001630	1722	183	1280005340	9186	192	1280007912	0947	171
1280000071	12609	193	1280001761	0686	164	1280005350	1097	175	1280007912	1722	183
1280000101	0947	171	1280001780	9402	192	1280005350	9678	193	1280008070	0947	171
1280000101	1722	183	1280001860	0686	164	1280005370	9402	192	1280008070	1722	183
1280000120	9186	192	1280001880	0921	170	1280005410	0947	171	1280008080	0947	171
1280000130	9186	192	1280001900	9186	192	1280005410	1722	183	1280008080	1722	183
1280000140	12609	193	1280002040	9186	192	1280005561	9186	192	1280008130	0140	153
1280000220	0947	171	1280002050	0140	153	1280005571	9186	192	1280008140	0921	170
1280000220	1722	183	1280002060	0947	171	1280005580	9186	192	1280008142	0921	170
1280000230	0947	171	1280002060	1722	183	1280005581	9186	192	1280008142	1215	177
1280000230	1722	183	1280002060	9186	192	1280005590	12609	193	1280008150	0921	170
1280000280	9186	192	1280002170	0498	160	1280005600	9402	192	1280008152	0921	170
1280000300	9186	192	1280002180	9186	192	1280005620	9402	192	1280008152	1215	177
1280000360	0921	170	1280002190	9186	192	1280005621	9402	192	1280008200	9186	192
1280000362	0921	170	1280002250	9402	192	1280005630	9186	192	1280008210	0818	167
1280000362	1215	177	1280002251	9402	192	1280005680	0809	167	1280008210	9186	192
1280000400	9186	192	1280002560	9402	192	1280005691	9186	192	1280008240	0947	171
1280000500	0947	171	1280002590	9186	192	1280005700	0947	171	1280008240	1722	183
1280000500	1722	183	1280002880	0946	171	1280005700	1722	183	1280008290	9402	192
1280000510	0947	171	1280002881	0946	171	1280005700	9186	192	1280008321	1213	177
1280000510	1722	183	1280003030	9402	192	1280005780	0947	171	1280008400	1211	177
1280000590	9186	192	1280003340	0947	171	1280005780	1722	183	1280008500	9186	192
1280000620	9186	192	1280003340	1722	183	1280005780	9186	192	1280008530	0809	167
1280000622	9186	192	1280003350	0947	171	1280005781	0947	171	1280008531	0809	167
1280000830	0946	171	1280003350	1722	183	1280005781	1722	183	1280008560	0947	171
1280000831	0946	171	1280003350	9186	192	1280005840	0947	171	1280008560	1722	183
1280000832	0946	171	1280003471	12609	193	1280005840	1722	183	1280008700	0946	171
1280000930	1097	175	1280003472	12609	193	1280005850	0947	171	1280008890	0809	167
1280000930	9678	193	1280003482	12609	193	1280005850	1722	183	1280008891	0809	167
1280000960	0946	171	1280003590	0947	171	1280005942	12609	193	1280008980	1097	175
1280001060	9402	192	1280003590	1722	183	1280005952	12609	193	1280009190	0818	167
1280001100	0946	171	1280003640	0686	164	1280006280	12609	193	1280009191	0818	167
1280001110	0946	171	1280003670	0947	171	1280006340	0809	167	1280009290	0809	167
1280001160	12609	193	1280003670	1722	183	1280006720	0809	167	1280009291	0809	167
1280001161	12609	193	1280003990	0947	171	1280007040	9402	192	1280009300	0818	167
1280001240	9186	192	1280003990	1722	183	1280007080	10049	193	1280009310	0818	167
1280001250	9186	192	1280004080	9402	192	1280007090	0947	171	1280009380	0750	165
1280001290	0686	164	1280004090	9402	192	1280007090	1722	183	1280009380	0818	167
1280001291	0686	164	1280004100	9301	192	1280007100	0947	171	1280009380	1201	176
1280001310	0498	160	1280004420	0947	171	1280007100	1722	183	1280009520	0818	167
1280001311	0498	160	1280004420	1722	183	1280007210	9186	192	1280009550	1097	175
1280001350	9186	192	1280004420	9186	192	1280007330	0947	171	1280009550	9678	193
1280001370	0947	171	1280004660	0946	171	1280007330	1722	183	1280009560	9678	193
1280001370	1722	183	1280004661	0946	171	1280007353	0921	170	1280009591	0921	170
1280001370	9186	192	1280004670	0498	160	1280007353	1215	177	1280009592	0921	170
1280001440	0947	171	1280004671	0498	160	1280007390	1211	177	1280009592	1215	177
1280001440	1722	183	1280004970	9402	192	1280007460	10049	193	1280009610	9402	192
1280001440	9186	192	1280005080	9186	192	1280007500	0750	165	1280009700	0818	167
1280001441	0947	171	1280005090	9301	192	1280007500	1201	176	1280009710	1211	177
1280001441	1722	183	1280005110	1722	183	1280007680	0947	171	1280009720	1211	177
1280001470	12609	193	1280005210	0809	167	1280007680	1722	183	1280009860	9678	193
1280001520	0947	171	1280005211	0809	167	1280007690	0947	171	1280009870	9678	193
1280001520	1722	183	1280005261	0947	171	1280007690	1722	183	1280009880	9678	193

Nippondenso	Nº ZEN	Pg.	Nippondenso	Nº ZEN	Pg.	Nippondenso	Nº ZEN	Pg.	Nissan	Nº ZEN	Pg.
1280009950	9186	192	2280002620	1722	183	4280000341	1841	187	233000W011	0712	164
2280000020	9402	192	2280002680	9678	193	4280000670	1813	186	2330010600	0141	153
2280000200	1097	175	2280002682	0947	171	4280000680	1813	186	2330010601	0141	153
2280000200	9678	193	2280002682	1722	183	4280000720	1857	187	2330010605	0141	153
2280000311	0947	171	2280002690	9678	193	4280001311	1841	187	2330010615	0141	153
2280000311	1722	183	2280002691	0947	171	4280001590	0809	167	2330010G02	0790	166
2280000340	0818	167	2280002691	1722	183	4280001640	1902	188	2330010G02	9527	193
2280000400	0921	170	2280002700	9678	193	4280001760	1813	186	2330010T01	1862	187
2280000400	1215	177	2280002701	0947	171	4280003180	1884	188	2330010T02	1862	187
2280000460	1097	175	2280002701	1722	183	4280003370	1813	186	2330010T02	1947	190
2280000460	9678	193	2280002760	0947	171	4280003371	1813	186	233001105R	1735	183
2280000580	0947	171	2280002760	1722	183	4280003372	1813	186	2330011M00	0790	166
2280000580	1722	183	2280002770	0947	171	4280003410	1734	183	2330011M02	0790	166
2280000640	0921	170	2280002770	1722	183	4280004550	1813	186	2330011MOO	0790	166
2280000640	1215	177	2280002851	0947	171	4280004920	1884	188	2330011N00	0790	166
2280000810	10049	193	2280002851	1722	183	4280005011	1734	183	2330015800	0141	153
2280000820	1211	177	2280002880	0947	171	4280005290	1734	183	2330015805	0141	153
2280000830	1211	177	2280002880	1722	183	4280005800	1759	184	2330015A00	0554	161
2280000880	1097	175	2280003200	0947	171	<b>Nissan</b>	<b>Nº ZEN</b>	<b>Pg.</b>	2330015A05	0554	161
2280000880	9678	193	2280003200	1722	183	23300	0790	166	2330015A06	0554	161
2280000960	0947	171	2280003290	0947	171	82881	1702	182	2330017C60	0737	165
2280000960	1722	183	2280003290	1722	183	87081	1702	182	2330018000	0141	153
2280001000	12609	193	2280003330	12609	193	233000	0790	166	2330018005	0141	153
2280001001	12609	193	2280003620	9678	193	2330000	0499	160	2330018015	0141	153
2280001040	12609	193	2280003630	9678	193	2330000	0790	166	2330018C00	0499	160
2280001070	12609	193	2280003640	1097	175	2330000	0791	166	2330018C01	0499	160
2280001071	12609	193	2280003640	9678	193	2330000	9527	193	2330018C03	0499	160
2280001100	0947	171	2280003641	9678	193	23300000	0791	166	2330018C05	0351	156
2280001100	1722	183	2280003642	9678	193	233000500	0790	166	2330018C06	0351	156
2280001110	0947	171	2280003680	1097	175	233000703	0790	166	2330018C60	0737	165
2280001110	1722	183	2280003680	9678	193	233000712	0352	156	233001E400	1021	173
2280001160	0818	167	2280003990	10049	193	233005002	0349	156	233001HC0D	1909	189
2280001300	0921	170	2280004320	0947	171	233005301	0737	165	233001HK0A	1761	184
2280001300	1215	177	2280004320	1722	183	233006900	0349	156	233001S770	0712	164
2280001710	0947	171	2280004330	0947	171	233007260	9527	193	233001S771	0712	164
2280001710	1722	183	2280004330	1722	183	23300B500	0349	156	233001S772	0712	164
2280001850	1097	175	2280004740	12609	193	23300V700	0790	166	233001W400	1862	187
2280001850	9678	193	2280004980	1097	175	2330000H10	0450	159	2330020P10	0595	161
2280001890	0946	171	2280005020	1097	175	2330000H11	0450	159	2330020P11	0595	161
2280001900	9678	193	2280005021	1097	175	2330000Q0D	1838	187	2330020R11	0596	161
2280001910	1211	177	2280005022	1097	175	2330001Y10	0596	161	2330020R91	0596	161
2280002020	0947	171	2280005023	1097	175	2330005H11	0450	159	2330021000	0141	153
2280002020	1722	183	2280005040	10049	193	2330005P01	0791	166	2330021005	0141	153
2280002050	10049	193	2280006421	10049	193	2330006J02	0901	170	2330021006	0141	153
2280002120	0954	171	2280007200	10049	193	2330006J04	0901	170	2330021007	0141	153
2280002120	9678	193	2280007390	0818	167	2330006W61	0737	165	2330021008	0141	153
2280002121	0947	171	2280007391	0818	167	2330006W61	0790	166	2330021009	0141	153
2280002121	1722	183	2280007392	0818	167	233000799R	1755	184	2330021017	0141	153
2280002260	10049	193	2280009652	0809	167	2330008700	0141	153	2330021P00	0737	165
2280002300	0947	171	2810022040	1813	186	2330008U10	0595	161	2330022P00	0737	165
2280002300	1722	183	2810054380	0954	171	2330009500	0141	153	2330022P70	0595	161
2280002500	1211	177	2810067050	1097	175	2330009600	0141	153	2330022P71	0595	161
2280002610	0947	171	4280000320	0809	167	2330009601	0349	156	2330026900	0141	153
2280002610	1722	183	4280000321	0809	167	2330009602	0141	153	2330026901	0141	153
2280002620	0947	171	4280000340	1841	187	233000W010	0712	164	2330030F10	0596	161

Nissan	Nº ZEN	Pg.	Nissan	Nº ZEN	Pg.	Nissan	Nº ZEN	Pg.	Nissan	Nº ZEN	Pg.
2330030F11	0596	161	2330080G00	1862	187	23300H6902	0349	156	23300Q2406	1862	187
2330030R12	0679	164	2330080G01	1862	187	23300H6903	0349	156	23300Q2406	1947	190
2330030R13	0679	164	2330080G10	0712	164	23300H6904	0349	156	23300R2000	0737	165
2330031U02	1017	172	2330080W00	0499	160	23300H7300	0349	156	23300R9000	0352	156
2330036A00	0793	166	2330083W00	0790	166	23300H7301	0349	156	23300S0100	0351	156
2330036A00	1207	177	2330083W00	9527	193	23300H7302	0349	156	23300T5070	0352	156
2330038W00	0790	166	2330084A17	0595	161	23300H9100	0737	165	23300T5070	0450	159
2330041B70	0450	159	2330085A01	0517	160	23300H9101	0737	165	23300T5072	0450	159
2330041B76	0595	161	2330086G10	0712	164	23300JG70A	1838	187	23300U0100	0351	156
2330042L11	0450	159	2330086G11	0712	164	23300KA010	0517	160	23300U0101	0351	156
2330042L13	0450	159	233008710R	1915	189	23300KA160	0517	160	23300U0102	0351	156
2330042L14	0450	159	233008Y000	1876	188	23300KA270	0517	160	23300U0113	0352	156
2330042L70	0595	161	233008Y00A	1876	188	23300KA440	0517	160	23300U0114	0352	156
2330043300	0141	153	23300B5000	0349	156	23300KA510	0517	160	23300U0601	0351	156
2330043305	0141	153	23300B5002	0349	156	23300L2912	0450	159	23300U0602	0351	156
2330043405	0141	153	23300B5013	0352	156	23300M1052	0382	157	23300U6001	0351	156
2330044R10	0596	161	23300C0600	0429	158	23300M1500	0382	157	23300U6002	0351	156
2330044R11	0596	161	23300C8601	0901	170	23300M1501	0382	157	23300U6003	0351	156
2330045N50	1862	187	23300D0100	0499	160	23300M1502	0382	157	23300U6004	0351	156
2330045N51	1862	187	23300D0200	0499	160	23300M1503	0382	157	23300U6005	0351	156
2330048300	0141	153	23300D0212	0352	156	23300M1510	0382	157	23300U7500	0737	165
2330048301	0141	153	23300D0214	0450	159	23300M4900	0791	166	23300U7501	0737	165
233004S100	0712	164	23300D0220	0499	160	23300M4901	0791	166	23300U7502	0737	165
233004S102	0712	164	23300D0300	0791	166	23300M4903	0791	166	23300V0700	0790	166
2330050Y10	0595	161	23300D0301	0791	166	23300M4904	0791	166	23300V0702	0790	166
2330050Y11	0595	161	23300D0511	0596	161	23300M5901	0382	157	23300V0703	0790	166
2330050Y12	0595	161	23300D0513	0596	161	23300M5903	0382	157	23300V0703	9527	193
2330054A01	0790	166	23300D1700	0499	160	23300M8000	0517	160	23300V0705	0790	166
2330054A01	9527	193	23300E3000	0141	153	23300M8001	0517	160	23300V0706	0790	166
2330057M00	0499	160	23300E3001	0141	153	23300M8010	0519	160	23300V5202	0499	160
2330057M05	0499	160	23300E3100	0141	153	23300M8011	0519	160	23300V5300	0737	165
2330057M70	0595	161	23300E3101	0141	153	23300M8101	0554	161	23300V5301	0737	165
2330057M75	0595	161	23300E6800	0351	156	23300M8110	0519	160	23300V5302	0737	165
2330057M90	0595	161	23300E6801	0351	156	23300M8200	0517	160	23300V7200	9527	193
2330060S10	0450	159	23300EB300	1906	189	23300M8201	0517	160	23300V7260	0790	166
2330065Y10	0595	161	23300EB30A	1906	189	23300M8301	0554	161	23300VO703	0790	166
2330069690	0351	156	23300EB30B	1906	189	23300M8310	0519	160	23300W0400	0351	156
2330069960	0351	156	23300EB71E	1780	185	23300M8501	0554	161	23300W0401	0351	156
233006K200	1862	187	23300EN20A	1762	184	23300M8502	0554	161	23300W0402	0499	160
233006T000	1862	187	23300EN20B	1762	184	23300N0900	0351	156	23300W0403	0499	160
233006T001	1862	187	23300H0100	0141	153	23300N3301	0351	156	23300W0413	0450	159
2330070J00	0863	169	23300H0101	0141	153	23300N3304	0351	156	23300W0417	0450	159
2330070J10	1062	174	23300H3900	0141	153	23300N5900	0737	165	23300W1000	0737	165
2330070J11	1062	174	23300H5001	0349	156	23300N5902	0737	165	23300W1002	0737	165
2330070J12	1062	174	23300H5002	0349	156	23300N5903	0737	165	23300W2500	0790	166
2330070Y00	0517	160	23300H5003	0349	156	23300P5112	0352	156	23300W2804	0790	166
2330070Y01	0517	160	23300H5004	0349	156	23300P5113	0352	156	23300W2804	9527	193
2330073C10	0519	160	23300H5012	0352	156	23300P5113	0450	159	23300W7000	0737	165
2330074Y00	0517	160	23300H5013	0352	156	23300P5114	0450	159	23300W7001	0737	165
2330077A11	0595	161	23300H5014	0853	168	23300Q2403	1862	187	23300Y0700	0351	156
2330078505	0141	153	23300H5300	0349	156	23300Q2403	1947	190	23300Y0701	0351	156
2330078511	0144	153	23300H5400	0349	156	23300Q2404	1862	187	23300Y0715	0450	159
2330079400	0141	153	23300H5902	0737	165	23300Q2404	1947	190	23300Y7000	0737	165
2330079601	0684	164	23300H6900	0349	156	23300Q2405	1862	187	23300Y7001	0737	165
233007F400	1862	187	23300H6901	0349	156	23300Q2405	1947	190	23300Z5505	0901	170

Nissan	Nº ZEN	Pg.
23300Z5509	0901	170
23300Z5512	0901	170
2330221008	0141	153
23330H6901	0349	156
4330078505	0141	153
23300054A01	0790	166
23300099600	0141	153
233000M215R	0519	160
23300100G02	0790	166
233001E400R	1021	173
233001S772R	0712	164
233003400A9	1838	187
233004S102R	0712	164
23300F4U010	0712	164
23300M15001	0382	157
23300V07702	0790	166
NSA	Nº ZEN	Pg.
STR3622	1548	179
Paris Rhone	Nº ZEN	Pg.
D8E81	0248	155
D8E83	0189	153
D9E12	0248	155
D9E20	0248	155
D9E22	0248	155
D9E26	0248	155
D9E34	0248	155
D9E35	0248	155
D9E36	0287	155
D9E37	0248	155
D9E38	0287	155
D9E39	0287	155
D9E41	0248	155
D9E46	0287	155
D9E48	0287	155
D9E49	0287	155
D9E52	0287	155
D9E54	0287	155
D9E55	0287	155
D9E56	0287	155
D9E57	1963	191
D9E61	0287	155
D9E62	0287	155
D9E66	0287	155
D9E68	0287	155
D9E69	0287	155
D9E70	0287	155
D9E74	0287	155
D9E76	0287	155
D9E77	0287	155
D9E78	0287	155
D9E79	0287	155
D9E81	0287	155
D9E85	0287	155
D9E86	0287	155
D9E98	1963	191

Paris Rhone	Nº ZEN	Pg.
D9R84	0936	170
D9R89	0961	171
D9R99	0961	171
D10E85	0570	161
D10E92	0570	161
D11E79	0217	154
D8E121	0248	155
D8E130	0285	155
D8E131	0285	155
D8E142	0248	155
D8E152	0248	155
D9E100	0287	155
D9E101	0287	155
D9E109	0287	155
D9E110	0287	155
D9E113	0287	155
D9E114	0287	155
D9E123	0287	155
D9E124	0287	155
D9E125	0287	155
D9E127	0287	155
D9E129	0287	155
D9E771	0287	155
D9E773	0287	155
D9R112	0961	171
D9R118	0961	171
D9R121	0936	170
D9R122	0961	171
D9R135	0961	171
D10E922	0570	161
D11E105	0217	154
D11E109	0217	154
D11E110	0217	154
D11E115	0217	154
D11E142	0217	154
D11E143	0217	154
D11E156	0216	154
D11E159	0215	154
D11E165	0215	154
D11E172	0571	161
D11E191	0461	159
D8RA114	0189	153
Pegaso	Nº ZEN	Pg.
6100S	0087	192
Peugeot	Nº ZEN	Pg.
5802AQ	1650	181
Pininfarina	Nº ZEN	Pg.
93951787218	1899	188
93951808557	1899	188
Porsche	Nº ZEN	Pg.
S1350	0790	166
S1369	0790	166
S1347A	0790	166
2330000	0790	166
23300W2804	0790	166

Porsche	Nº ZEN	Pg.
E90V11002A	1192	176
E9SF11002A	1192	176
21013708000	0213	154
CT2213708000	0213	154
E90SZ11000AA	1192	176
Prestolite	Nº ZEN	Pg.
35258490	12682	195
35258540	12682	195
35258580	12682	195
35258660	12682	195
35258690	12682	195
35258710	12682	195
35258820	12682	195
35258880	12682	195
35258940	12682	195
35258950	12682	195
35258960	12682	195
35259040	12682	195
35259170	12682	195
35259310	12675	195
35259380	12692	195
35259480	12687	195
35259680	12692	195
35259710	12675	195
35259720	12675	195
35261020	12675	195
35261175	12675	195
35261860	0916	170
35261990	1784	185
35262170	1784	185
35262550	1784	185
35262170AM	1784	185
35262760AM	1888	188
Remy	Nº ZEN	Pg.
2058	0783	166
16160	1923	189
323489	0774	166
900890	12720	195
CM9805	0774	166
1107037	1216	192
1107056	1216	192
1107074	1216	192
1107084	1216	192
1107087	1216	192
1107088	1216	192
1107089	1216	192
1107092	1216	192
1107095	1216	192
1107115	1216	192
1107116	1216	192
1107125	1216	192
1107126	1216	192
1107134	1216	192
1107139	1216	192
1107141	1216	192

Remy	Nº ZEN	Pg.
1107149	1216	192
1107158	1216	192
1107163	0020	151
1107173	1216	192
1107196	1216	192
1107198	1216	192
1107208	0013	151
1107213	0032	192
1107217	1216	192
1107219	0020	151
1107223	0013	151
1107233	0020	151
1107235	1216	192
1107237	0020	151
1107242	0020	151
1107248	0020	151
1107253	1216	192
1107258	0032	192
1107259	0020	151
1107260	0020	151
1107261	0032	192
1107266	0020	151
1107270	0013	151
1107272	0013	151
1107273	0020	151
1107274	0020	151
1107279	0013	151
1107286	0020	151
1107289	0020	151
1107293	0020	151
1107294	0020	151
1107298	0020	151
1107299	0020	151
1107301	0020	151
1107302	0020	151
1107303	0020	151
1107306	0020	151
1107307	0020	151
1107313	0020	151
1107314	0020	151
1107315	0020	151
1107316	0020	151
1107317	0020	151
1107320	0020	151
1107321	0020	151
1107322	0032	192
1107330	0020	151
1107331	0020	151
1107336	0020	151
1107340	0020	151
1107342	0020	151
1107345	0020	151
1107346	0020	151
1107347	0020	151
1107349	0020	151

Remy	Nº ZEN	Pg.	Remy	Nº ZEN	Pg.	Remy	Nº ZEN	Pg.	Remy	Nº ZEN	Pg.
1107352	0020	151	1108014	0032	192	1113278	0649	163	9000786	0756	165
1107353	0020	151	1108015	1216	192	1113281	0649	163	9000794	0770	166
1107354	0013	151	1108021	1216	192	1113282	0649	163	9000794	12720	195
1107355	0020	151	1108029	1216	192	1113284	0649	163	9000796	0756	165
1107360	0020	151	1108032	0032	192	1113285	0649	163	9000798	0756	165
1107361	0020	151	1108037	1216	192	1113288	0649	163	9000804	0756	165
1107363	0020	151	1108047	0032	192	1113289	0649	163	9000805	0774	166
1107365	0020	151	1108048	0032	192	1113290	0649	163	9000806	0756	165
1107367	0020	151	1108052	0032	192	1113292	1194	176	9000812	0774	166
1107368	0020	151	1108056	0032	192	1113295	1194	176	9000819	0756	165
1107369	0020	151	1108057	1216	192	1113296	1194	176	9000820	0756	165
1107370	0020	151	1108061	0032	192	1113297	0649	163	9000821	0756	165
1107371	0020	151	1108062	0032	192	1358859	0783	166	9000822	0756	165
1107372	0020	151	1108063	0032	192	3471141	0243	154	9000834	0756	165
1107373	0020	151	1108064	0032	192	3471143	0243	154	9000835	0756	165
1107374	0020	151	1108065	0032	192	3471144	0243	154	9000836	0958	171
1107389	0013	151	1108066	0032	192	8000006	10003	191	9000841	0958	171
1107397	0013	151	1108068	1216	192	8000006	12720	195	9000846	0770	166
1107398	0013	151	1108071	0032	192	8000048	10003	191	9000846	12720	195
1107605	1216	192	1108077	1216	192	8000071	1482	178	9000850	0756	165
1107641	0013	151	1108078	1216	192	8000090	10003	191	9000851	0756	165
1107650	0050	151	1108081	0032	192	8000090	12720	195	9000853	0756	165
1107651	0050	151	1108106	1216	192	8000158	10003	191	9000854	0958	171
1107652	0013	151	1108112	1216	192	8000158	12720	195	9000857	0958	171
1107653	0013	151	1108113	0032	192	8000159	10003	191	9000858	0958	171
1107654	1216	192	1108126	1216	192	8000159	12720	195	9000860	0756	165
1107655	0013	151	1108131	1216	192	8000169	1800	185	9000869	1614	180
1107657	0013	151	1108149	1216	192	8000180	10003	191	9000871	0958	171
1107658	1216	192	1108150	1216	192	8000188	10003	191	9000872	0958	171
1107659	1216	192	1108152	0032	192	8000188	12720	195	9000873	0958	171
1107661	0013	151	1108163	0032	192	8000203	1614	180	9000879	0958	171
1107665	0013	151	1108166	0032	192	8000287	10003	191	9000880	0958	171
1107666	0050	151	1108168	0032	192	8000300	1800	185	9000882	0958	171
1107668	0013	151	1108169	0032	192	8000321	0756	165	9000884	0958	171
1107695	1216	192	1108170	0032	192	8000340	1800	185	9000885	0958	171
1107728	1216	192	1108171	0032	192	8000357	1770	184	9000890	10003	191
1107741	0032	192	1108182	0032	192	8000444	1745	183	9000891	10003	191
1107745	1216	192	1108186	1216	192	8000465	1923	189	9000893	10003	191
1107746	1216	192	1108235	0032	192	8000534	1794	185	9000902	10003	191
1107747	1216	192	1108258	0032	192	8000660	1745	183	9000932	10003	191
1107748	0050	151	1109384	1216	192	8000837	1794	185	9000934	10003	191
1107749	0050	151	1109388	0032	192	8000890	12720	195	9000944	10003	191
1107755	1216	192	1109395	0032	192	8000891	12720	195	9000948	12720	195
1107762	1216	192	1109450	1216	192	8000893	12720	195	9000952	10003	191
1107787	1216	192	1109457	1216	192	8000944	12720	195	9000965	0756	165
1107788	0032	192	1109458	1216	192	8000959	1614	180	9000967	10003	191
1107830	1216	192	1109462	0032	192	8000978	12720	195	9000978	10003	191
1107881	0032	192	1109468	1216	192	8000981	12720	195	9000981	10003	191
1107889	0020	151	1109479	0032	192	8200287	13119	194	DRS3798	1958	191
1107927	1216	192	1109654	1216	192	8200329	13119	194	DRS3985	1756	184
1107928	0032	192	1109671	1216	192	8200434	13119	194	10452345	10003	191
1107943	1216	192	1113269	1194	176	8200519	13119	194	10455069	0783	166
1107954	1216	192	1113270	1194	176	9000751	0752	165	10455081	0783	166
1107977	1216	192	1113274	0649	163	9000756	0752	165	10455505	0854	169
1108008	1216	192	1113275	0649	163	9000758	0752	165	10455711	1680	182

Remy	Nº ZEN	Pg.	Subaru	Nº ZEN	Pg.	Toyota	Nº ZEN	Pg.	Toyota	Nº ZEN	Pg.
10465151	1194	176	429916710	0517	160	2810010040	1722	183	2810024030	0184	153
10465167	0756	165	829914120	0341	156	2810010040	9186	192	2810024031	0184	153
10465293	0756	165	829918600	0341	156	2810010060	0947	171	2810024060	0184	153
10465294	0774	166	23300AA040	0600	162	2810010060	1722	183	2810024061	0184	153
10465309	0756	165	23300AA460	1945	190	2810012030	0184	153	2810024070	0184	153
10465314	1194	176	23300KA010	0517	160	2810012040	0184	153	2810024080	0184	153
10465386	0756	165	23300KA270	0517	160	2810013010	0947	171	2810024090	0184	153
10465554	0756	165	23300KA290	0517	160	2810013010	1722	183	2810024100	0184	153
10479600	0723	165	<b>Suzuki</b>	<b>Nº ZEN</b>	<b>Pg.</b>	2810013010	9186	192	2810024680	0184	153
10479604	1194	176	3110050A10	0617	162	2810015020	0947	171	2810025010	0184	153
10479607	0649	163	3110055L00	1899	188	2810015020	1722	183	2810025011	0184	153
10479614	1194	176	3110055L01	1899	188	2810015020	9186	192	2810025012	0184	153
10479615	1194	176	3110060A11	0617	162	2810015040	0947	171	2810026020	0184	153
10479617	1194	176	3110060A20	0617	162	2810015040	1722	183	2810026021	0184	153
10479618	1194	176	3110060A21	0617	162	2810015040	9186	192	2810026022	0184	153
10479619	0645	163	3110060AC1	0617	162	2810015050	0184	153	2810026031	0327	156
10479625	1194	176	3110063210	0184	153	2810015070	0947	171	2810026043	9186	192
10479634	1194	176	3110071J00	0519	160	2810015070	1722	183	2810026053	9186	192
10479638	1194	176	3110080091	0450	159	2810015070	9186	192	2810026061	9186	192
10479641	1194	176	3110082010	0576	161	2810015130	0947	171	2810026063	9186	192
19011514	13119	194	3110082011	0576	161	2810015130	1722	183	2810026070	9186	192
21020892	0752	165	3110083010	0450	159	2810015130	9186	192	2810026100	9186	192
21020893	0752	165	3110083021	0450	159	2810015140	0184	153	2810026110	9186	192
21021366	0752	165	31100M86J10	1752	184	2810015180	0947	171	2810026120	9186	192
21021648	0752	165	31100M86J11	1752	184	2810015180	1722	183	2810027010	0947	171
24506694	0958	171	31100M86J12	1752	184	2810015180	9186	192	2810027010	1722	183
82000436	13119	194	31100T55L00	1899	188	2810016020	0947	171	2810027030	0947	171
94123387	0946	171	3110055L00000	1899	188	2810016020	1722	183	2810027030	1722	183
96051950	0576	161	31100T55L01000	1899	188	2810016020	9186	192	2810027050	0947	171
96062498	0576	161	<b>Thermo King</b>	<b>Nº ZEN</b>	<b>Pg.</b>	2810016080	0947	171	2810027050	1722	183
<b>Renault</b>	<b>Nº ZEN</b>	<b>Pg.</b>	442918	0376	157	2810016080	1722	183	2810027050	9186	192
233002654R	1838	187	445443	0376	157	2810016080	9186	192	2810027060	0947	171
233003329R	1756	184	451229	9526	193	2810016110	0947	171	2810027060	1722	183
7702227059	0945	171	451263	9526	193	2810016110	1722	183	2810031010	0947	171
8200568535	1838	187	451285	9526	193	2810016270	0818	167	2810031010	1722	183
8201036311	1838	187	<b>Toyota</b>	<b>Nº ZEN</b>	<b>Pg.</b>	2810017080	1830	186	2810031625	1827	186
233003400A9	1838	187	281002470	0184	153	2810020550	9186	192	2810032021	0184	153
<b>Romaine</b>	<b>Nº ZEN</b>	<b>Pg.</b>	248100D100	1547	179	2810020551	9186	192	2810032080	1827	186
41171138	9702	193	2801154010	1827	186	2810020552	9186	192	2810033011	0327	156
4117847	1548	179	2801177090	1827	186	2810021030	0184	153	2810034044	9186	192
<b>Rover</b>	<b>Nº ZEN</b>	<b>Pg.</b>	2802121060	1841	187	2810022010	0184	153	2810034052	9186	192
GNU4558	1958	191	281000B020	1107	175	2810022011	0184	153	2810034060	0947	171
NAD100580	1958	191	281000C060	0998	172	2810022012	0184	153	2810034060	1722	183
77AD100580	1958	191	281000D030	1547	179	2810022020	0184	153	2810034060	9186	192
<b>Saab</b>	<b>Nº ZEN</b>	<b>Pg.</b>	281000D080	1841	187	2810022021	0184	153	2810034070	0140	153
32006007	1945	190	281000D090	1813	186	2810022022	0184	153	2810034080	0947	171
<b>Ssangyong</b>	<b>Nº ZEN</b>	<b>Pg.</b>	281000D100	1547	179	2810022060	1827	186	2810034080	1722	183
6611513201	1886	188	281000G020	1857	187	2810022060	9301	192	2810034080	9186	192
6611513801	1614	180	281000G040	1884	188	2810022061	1827	186	2810034100	0947	171
66115141101	1614	180	281000Q012	1925	190	2810022090	1841	187	2810034100	1722	183
A6711510201	1959	191	281000T090	1720	183	2810023010	0184	153	2810036020	0327	156
<b>Subaru</b>	<b>Nº ZEN</b>	<b>Pg.</b>	281000Y070	0809	167	2810023012	0184	153	2810036040	0327	156
429916400	0517	160	2810010012	0184	153	2810024012	0184	153	2810040011	0327	156
429916500	0517	160	2810010013	0184	153	2810024020	0184	153	2810040012	0327	156
429916700	0517	160	2810010040	0947	171	2810024022	0184	153	2810040013	0327	156

Toyota	Nº ZEN	Pg.
2810040015	0327	156
2810040040	0184	153
2810040041	0327	156
2810040050	0184	153
2810040061	0140	153
2810040290	1827	186
2810040291	1827	186
2810040510	1827	186
2810041010	0184	153
2810041011	0184	153
2810041013	0327	156
2810041020	0327	156
2810041060	0947	171
2810041060	1722	183
2810041060	9186	192
2810042010	0327	156
2810042020	0327	156
2810042021	0140	153
2810042021	0327	156
2810042040	0947	171
2810042040	1722	183
2810042050	0947	171
2810042050	1722	183
2810042800	1827	186
2810042800	9301	192
2810044030	0947	171
2810044030	1722	183
2810044041	0140	153
2810044050	0947	171
2810044050	1722	183
2810045020	0327	156
2810045021	0327	156
2810045030	9186	192
2810045031	9186	192
2810045032	9186	192
2810045033	0327	156
2810045033	0947	171
2810045033	1722	183
2810045050	0947	171
2810045050	1722	183
2810046030	1827	186
2810046040	0327	156
2810046040	1827	186
2810046100	0818	167
2810046120	0818	167
2810046140	0818	167
2810047020	0327	156
2810047030	1827	186
2810047060	1827	186
2810047090	1827	186
2810047091	1827	186
2810048011	1827	186
2810049090	0818	167
2810051031	0947	171
2810051031	1722	183

Toyota	Nº ZEN	Pg.
2810054010	1827	186
2810054010	9301	192
2810054023	1827	186
2810054032	1827	186
2810054042	1827	186
2810054052	1827	186
2810054061	1827	186
2810054061	9301	192
2810054090	1827	186
2810054090	9301	192
2810054100	0921	170
2810054100	1215	177
2810054120	1827	186
2810054130	1827	186
2810054140	1827	186
2810054160	1827	186
2810054170	0921	170
2810054170	1215	177
2810054190	1827	186
2810054210	1827	186
2810054220	1827	186
2810054250	1827	186
2810054300	1827	186
2810054320	1827	186
2810054370	1827	186
2810054380	9678	193
2810054390	1827	186
2810054430	1827	186
2810054470	1827	186
2810056030	1827	186
2810056060	1827	186
2810056070	1827	186
2810056071	1827	186
2810056100	1827	186
2810056101	1827	186
2810056110	1827	186
2810056111	1827	186
2810056120	1827	186
2810056131	1827	186
2810056132	1827	186
2810056140	1827	186
2810056150	1827	186
2810056151	1827	186
2810056161	1827	186
2810056171	1827	186
2810056180	1827	186
2810056181	1827	186
2810056220	1827	186
2810056221	1827	186
2810056222	1827	186
2810056240	1827	186
2810056241	1827	186
2810056242	1827	186
2810056260	1827	186
2810056270	1827	186

Toyota	Nº ZEN	Pg.
2810056281	1827	186
2810056290	1827	186
2810056320	1827	186
2810056330	1827	186
2810056340	1827	186
2810060010	0184	153
2810060042	0140	153
2810060070	0947	171
2810060070	1722	183
2810060070	9186	192
2810063020	0947	171
2810063020	1722	183
2810063020	9186	192
2810063050	0947	171
2810063050	1722	183
2810063050	9186	192
2810064010	1827	186
2810064010	9678	193
2810064040	9678	193
2810064070	1827	186
2810064070	9678	193
2810064080	1827	186
2810064090	1827	186
2810064100	1827	186
2810064100	9678	193
2810064110	9678	193
2810064130	9678	193
2810064140	9678	193
2810064190	9678	193
2810064200	9678	193
2810064210	9678	193
2810064310	9678	193
2810072010	0947	171
2810072010	1722	183
2810072010	9186	192
2810072020	0947	171
2810072020	1722	183
2810072020	9186	192
2810072030	0947	171
2810072030	1722	183
2810072040	0947	171
2810072040	1722	183
2810072050	0947	171
2810072050	1722	183
2810072060	0947	171
2810072060	1722	183
2810072070	0947	171
2810072070	1722	183
2810072090	0947	171
2810072090	1722	183
2810072090	9186	192
2810072100	0947	171
2810072100	1722	183
2810072110	0947	171
2810072110	1722	183

Toyota	Nº ZEN	Pg.
2810073010	0947	171
2810073010	1722	183
2810075050	0818	167
2810075190	1813	186
2810076060	0818	167
2810076070	0818	167
2810077090	1827	186
2810078502	1827	186
2810087104	0184	153
2810087601	1827	186
2810087701	0341	156
2810087702	0341	156
2810087725	1895	188
2810096502	1827	186
2830023040	1827	186
2830023041	1827	186
2830031960	1827	186
28100045033	0327	156
28100240012	0184	153
28100240060	0184	153
2810047090C	1827	186
2810047090C	9301	192
281000D08084	1841	187
281002206171F	1827	186
TRW	Nº ZEN	Pg.
LRS661	9702	193
Unipoint	Nº ZEN	Pg.
STR8044	1723	183
Valeo	Nº ZEN	Pg.
D6G1	1752	184
D6G3	1752	184
D6G5	1752	184
D7E1	0965	171
D7E2	1152	175
D7E4	0843	168
D7E5	0965	171
D7E6	0843	168
D7E8	0843	168
D7G3	1812	186
D7R1	1074	174
D7R2	1074	174
D7R3	1074	174
D7R4	1074	174
D7R5	1023	173
D7R8	1023	173
D7R9	1023	173
D8R1	1607	180
BD7R1	0843	168
D6G32	1752	184
D6G33	1752	184
D6G98	1752	184
D6RA5	0775	166
D6RA6	0747	165
D6RA6	0775	166
D7E10	1064	174

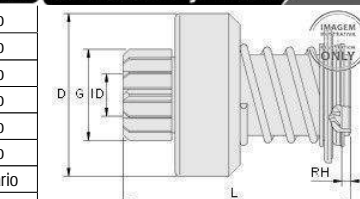


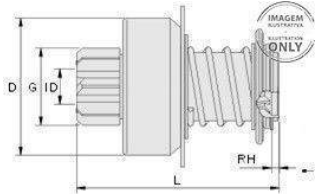
Valeo	Nº ZEN	Pg.	Valeo	Nº ZEN	Pg.	Valeo	Nº ZEN	Pg.	Valeo	Nº ZEN	Pg.
D7E11	1064	174	TS8E2	1763	184	D6RA82	1209	177	TS18E13	1812	186
D7E15	0843	168	TS8E6	1763	184	D6RA83	1209	177	TS22E20	1776	185
D7E16	0965	171	VS573	1958	191	D7RE46	1023	173	TS22E26	1758	184
D7E17	0843	168	438158	1607	180	D7RS29	1926	190	TS22E5B	1838	187
D7E18	0843	168	438162	1607	180	D7RS30	1926	190	TSC1010	1755	184
D7E19	1064	174	438166	1812	186	D7RS31	1926	190	TSC1015	1755	184
D7E22	1064	174	438184	1930	190	D9E123	0287	155	TSC10B1	1825	186
D7E23	0965	171	438186	1607	180	D9R112	0961	171	TSC10R6	1934	190
D7E24	0965	171	438189	1812	186	D9R118	0961	171	TSC10R7	1893	188
D7E27	1064	174	455899	1607	180	D9R119	0961	171	TSL1210	1915	189
D7E33	1533	179	455954	1607	180	D9R134	0656	163	93264950	0843	168
D7E34	1533	179	458172	1607	180	D9R135	0961	171	DSL42350	1607	180
D7E35	0965	171	458178	1607	180	D9R142	1162	175	TS12ER20	1891	188
D7E37	0965	171	458185	1812	186	D9R149	0961	171	TS12ER25	1891	188
D7E39	0965	171	458231	1930	190	FS10B2	1791	185	TS14E110	1812	186
D7E43	1533	179	458237	1812	186	FS10B3	1735	183	TS22ER12	1768	184
D7E45	1533	179	458288	1958	191	FS10B4	1755	184	TS22ER13	1768	184
D7E47	1064	174	458607	1958	191	FS14B1	1787	185	26024242A	1950	190
D7E48	1064	174	495109	1934	190	FS14B2	1788	185	3610042350	1607	180
D7E52	0965	171	495111	1915	189	TS10E1	1925	190	361004A200	1872	187
D7E56	1534	179	495117	1788	185	TS12E9	1756	184	ESW20ER121	1824	186
D7ES6	1534	179	BD7E10	1064	174	TS18E1	1910	189	8V2111000BC	1756	184
D7G26	1812	186	BD7E17	0843	168	TS2232	1838	187	8V2111000BD	1756	184
D7GS9	1930	190	D6GS11	1890	188	TS22E5	1838	187	8V2111000BE	1756	184
D7R11	1074	174	D6GS12	1890	188	TS22E8	1838	187	TM000A34001	1705	182
D7R12	1023	173	D6GS13	1890	188	TS22E9	1838	187	TM000A36101	1607	180
D7R13	1023	173	D6GS14	1891	188	1195239	1778	185	36100DSL42350	1607	180
D7R15	1074	174	D6RA12	0775	166	1195411	1788	185	<b>Volkswagen</b>	<b>Nº ZEN</b>	<b>Pg.</b>
D7R16	1023	173	D6RA16	0775	166	1195921	1775	184	495107	1893	188
D7R18	1023	173	D6RA18	0775	166	1195922	1775	184	02M911024	1856	187
D7R19	1458	178	D6RA20	0775	166	1201942	1777	185	02A911023L	0937	170
D7R20	1023	173	D6RA23	0775	166	1201952	1777	185	2H0911023	1768	184
D7R24	1074	174	D6RA26	0775	166	1250313	1771	184	02M911021B	1891	188
D7R25	1023	173	D6RA32	0747	165	1250902	1950	190	02M911021H	1803	186
D7R26	1023	173	D6RA33	0747	165	D6GC211	1873	187	02M911021J	1934	190
D7R27	1023	173	D6RA37	0775	166	D6GS14M	1891	188	02M911023M	1891	188
D7R28	1458	178	D6RA38	0775	166	D6RA101	1822	186	02M911024Q	1803	186
D7R33	1074	174	D6RA39	0747	165	D6RA104	1822	186	02M911024R	1803	186
D7R34	1607	180	D6RA41	0775	166	D6RA105	1822	186	02T911021E	1893	188
D7R40	1023	173	D6RA45	0775	166	D6RA107	1209	177	02T911023E	1069	174
D7R43	1023	173	D6RA48	0747	165	D6RA110	1822	186	02T911023Q	1534	179
D7R46	1023	173	D6RA51	0775	166	D6RA115	1822	186	5U0911023	1712	183
D7R49	1023	173	D6RA53	0787	166	D6RA133	1209	177	5U0911335	1712	183
D7R53	1607	180	D6RA56	1209	177	D6RA141	0787	166	068911024L	1930	190
D7R56	1607	180	D6RA57	0775	166	D6RA162	1209	177	02M911023MX	1891	188
D7R57	1607	180	D6RA59	0747	165	D6RA183	1209	177	068911024LX	1930	190
D8R27	1023	173	D6RA61	0747	165	D6RA511	0787	166	2H0911023AX	1768	184
D8R49	1023	173	D6RA62	1209	177	D6RA571	0787	166	<b>Volvo</b>	<b>Nº ZEN</b>	<b>Pg.</b>
D9R73	0656	163	D6RA63	0787	166	D6RA572	0787	166	420760	1827	186
D9R89	0961	171	D6RA66	0775	166	D6RA661	0787	166	1328391	9702	193
D9R90	0647	163	D6RA72	0775	166	D6RA721	0787	166	1328396	9702	193
D9R91	0657	163	D6RA76	1839	187	D7RS129	1926	190	1676822	1827	186
D9R99	0647	163	D6RA77	1839	187	TS12E10	1756	184	5003003	9702	193
D9R99	0961	171	D6RA78	1839	187	TS12E36	1765	184	8192262	1827	186
ND161	1162	175	D6RA79	1839	187	TS14E15	1848	187	132839-6	9702	193

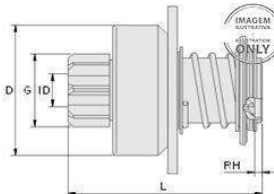
Volvo	Nº ZEN	Pg.
50030030	9702	193
5003003-0	9702	193
WAI	Nº ZEN	Pg.
21289HI	9702	193
22332MT	1548	179
Wapsa	Nº ZEN	Pg.
MPB1	0024	151
MPB2	0024	151
MPB3	0056	152
MPB4	0056	152
MPB9	0085	152
MPF6	0001	151
MPF7	0001	151
MPF8	0024	151
MPN2	0024	151
MPT2	0025	151
MALF2	0001	151
MALF3	0001	151
MALP2	0024	151
MALT1	0025	151
MALW2	0001	151
MALW3	0001	151
MPB11	0024	151
MPB17	0024	151
MPB18	0024	151
MPB19	0025	151
MPB23	0024	151
MPB30	0085	152
MPB31	0024	151
MPB33	0024	151
MPB35	0126	152
MPB42	0085	152
MPB49	0024	151
MPB50	0024	151
MPB59	0024	151
MPB60	0024	151
MPB63	0024	151
MPB68	0085	152
MPB70	0024	151
MPC69	0024	151
MPMF3	0024	151
MPT2N	0025	151
MWB14	0104	152
MWB17	0348	156
MWB18	0328	156
MWB19	0329	156
MWB21	0328	156
MWB23	0293	155
MWB25	0293	155
MWV12	0192	153
MALMF2	0024	151
MALTF1	0024	151
MALTF2	0024	151
MALW12	0001	151
MALW14	0001	151

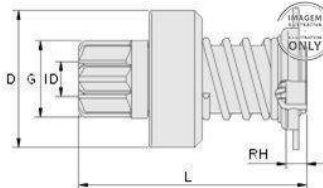
Wapsa	Nº ZEN	Pg.
MALW3N	0056	152
MWV12F	0192	153
MALMWM3	0025	151
MALMWM4	0025	151
MPJ1074	0024	151
Whatcom	Nº ZEN	Pg.
22958	1548	179
Wilson	Nº ZEN	Pg.
91251101	9702	193
Woodauto	Nº ZEN	Pg.
STR72029	9702	193
Worldwide	Nº ZEN	Pg.
16942	9702	193
17754	1548	179

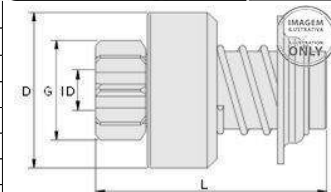
T	G	L	SPL	ID	D	RH	CW/CCW
Nº de Dentes # Of Pinon Teeth # De Los Dientes Del Pinón	Diâmetro Externo (mm) Pinon O.D. Piñon-Dimension	Comprimento (mm) Length Largo	Nº de Estrial # Of Splines # De Estrías	Diâmetro da Bucha (mm) Pinon I.D. Pinón-Dimensión Interna	Diâmetro da Capa (mm) Drive O.D. Dimensión Externa	Profundidade de Rebaixo Height of Rabbet Altura Del Rebajo	Horário/Anti Horário Clockwise/Counter Clockwise Horario/Antihorario

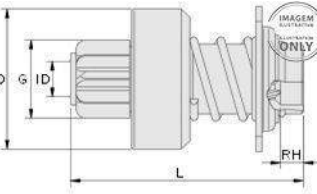
Nº ZEN	T	G	L	SPL	ID	D	RH	CW/CCW	Familia/Family/Familia	001
0108	9	25.8	64	10	12	46.7	2.5	Horário		
0111	11	29.5	64	10	12	46.5	2.5	Horário		
0292	9	25.8	64	10	11	46.5	2.5	Horário		
0325	9	25.8	62	10	12	46.5	3	Horário		
0361	9	29.64	64	10	12	46.5	2.5	Horário		
0417	9	34.8	64	10	12	54.5	2.5	Horário		
0442	9	25.8	64	10	12	46.7	3	Anti-horário		
0857	9	25.8	64	10	12	46.5		Horário		
0874	8	28.2	64.5	10	12	46.5	2.5	Horário		

Nº ZEN	T	G	L	SPL	ID	D	RH	CW/CCW	Familia/Family/Familia	002
0068	9	25.8	64	10	12	46.5	2.5	Horário		
0323	9	25.8	62	10	11	46.5	3	Anti-horário		

Nº ZEN	T	G	L	SPL	ID	D	RH	CW/CCW	Familia/Family/Familia	003
0221	9	25.8	64	10	12	46.5	2.5	Horário		
0222	10	26.82	64	10	12	46.5	2.5	Horário		

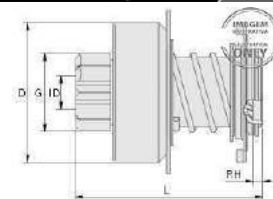
Nº ZEN	T	G	L	SPL	ID	D	RH	CW/CCW	Familia/Family/Familia	004
0135	9	25.8	77	12	12	46.5	7	Horário		
0905	10	27.94	77	12	12	46.5	7	Horário		

N° ZEN	T	G	L	SPL	ID	D	RH	CW/CCW	Familia/Family/Familia	005
0162	9	29.64	64.5	9	12.06	46.6		Horário		
0238	9	25.8	64	9	12.06	46.5		Horário		
0445	9	25.8	61.5	9	12.06	46.5		Horário		

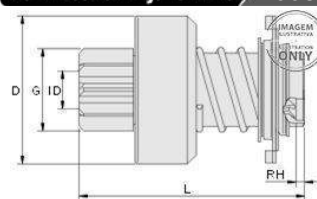
Nº ZEN	T	G	L	SPL	ID	D	RH	CW/CCW	Familia/Family/Familia	006
0053	9	25.8	71.8	12	12	46.5	7	Horário		
0455	10	27.94	71.8	12	12	46.5	7	Horário		
0681	9	29.64	70	12	12	46.5	7	Horário		

T	G	L	SPL	ID	D	RH	CW/CCW
Nº de Dentes # Of Pinon Teeth # De Los Dientes Del Pinón	Diâmetro Externo (mm) Pinon O.D. Piñon-Dimension	Comprimento (mm) Length Largo	Nº de Estrial # Of Splines # De Estrías	Diâmetro da Bucha (mm) Pinon I.D. Pinón-Dimensión Interna	Diâmetro da Capa (mm) Drive O.D. Dimensión Externa	Profundidade de Rebaixo Height of Rabbet Altura Del Rebajo	Horário/Anti Horário Clockwise/Counter Clockwise Horario/Antihorario

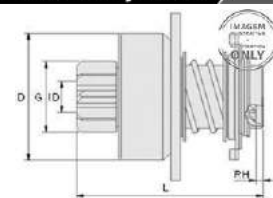
Nº ZEN	T	G	L	SPL	ID	D	RH	CW/CCW	Familia/Family/Familia	007
0065	9	25.816	62	10	11.08	46.3	3	Anti-horário		
0077	9	29.64	64	10	12	46.5	2.5	Horário		
0082	10	26.82	66	10	12	46.5	2.5	Horário		
0139	9	25.8	64	10	12	46.5	2.5	Horário		
0220	10	26.82	64	10	12	46.5		Horário		
0229	9	25.8	74	10	11	46.5	3	Anti-horário		
0307	9	25.8	64	10	12	46.5	2.5	Horário		
0345	9	25.8	64	10	12	46.7	3	Anti-horário		
0676	9	25.8	74	10	12	46.5	2.5	Horário		



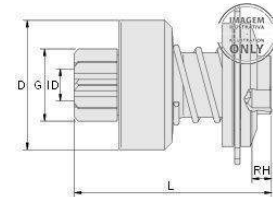
Nº ZEN	T	G	L	SPL	ID	D	RH	CW/CCW	Familia/Family/Familia	008
0653	9	25.8	64	10	12	46.5	2.5	Horário		
0672	9	25.8	60	10	12	46.5		Horário		
0673	11	34.4	64	10	12	46.5	2.5	Horário		
0675	10	33	64	10	12	46.5	2.5	Horário		



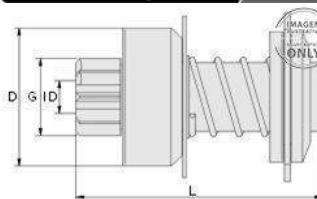
Nº ZEN	T	G	L	SPL	ID	D	RH	CW/CCW	Familia/Family/Familia	009
0115	9	25.8	66	10	12	46.5	2.5	Horário		
0300	9	29.64	64.5	10	12	46.5	2.5	Horário		
0674	9	25.8	66	10	12	46.5	2.5	Horário		



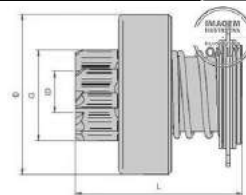
Nº ZEN	T	G	L	SPL	ID	D	RH	CW/CCW	Familia/Family/Familia	010
0213	11	29.5	68	6	14	46.5		Horário		
0389	11	29.5	70.8	6	11.5	46.5	7	Horário		
0397	9	29.64	70.8	6	11.5	46.5	7	Horário		
0408	9	25.8	69	6	11.5	46.5	5	Horário		
0443	9	25.8	62.5	6	12	46.5	3	Horário		
0671	8	28.2	71	6	11.5	46.5	7	Horário		
0714	9	29.64	70.8	6	12	46.5	7	Horário		
0731	9	25.8	68.5	6	12	46.5	5	Horário		



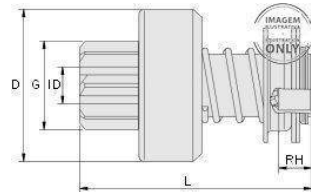
Nº ZEN	T	G	L	SPL	ID	D	RH	CW/CCW	Familia/Family/Familia	011
0540	11	29.5	66.5	6	14	46.5		Anti-horário		
0605	9	25.8	77	6	11	46.5		Anti-horário		




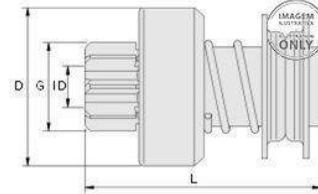
Nº ZEN	T	G	L	SPL	ID	D	RH	CW/CCW	Familia/Family/Familia	013
1104	9	34.8	62	10	12	60	11	Horário		
1117	9	25.8	62	10	12	54.3	11	Horário		



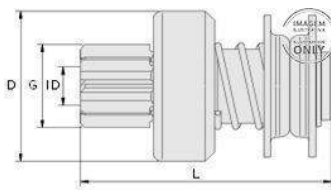
T	G	L	SPL	ID	D	RH	CW/CCW
Nº de Dentes # Of Pinon Teeth # De Los Dientes Del Pinón	Diâmetro Externo (mm) Pinon O.D. Piñon-Dimension	Comprimento (mm) Length Largo	Nº de Estrial # Of Splines # De Estriás	Diâmetro da Bucha (mm) Pinon I.D. Pinón-Dimensión Interna	Diâmetro da Capa (mm) Drive O.D. Dimensión Externa	Profundidade de Rebaixo Height of Rabbet Altura Del Rebajo	Horário/Anti Horário Clockwise/Counter Clockwise Horario/Antihorario

Nº ZEN	T	G	L	SPL	ID	D	RH	CW/CCW	Familia/Family/Familia	014
0118	10	40	91	10	14.26	60	13	Horário		
0302	10	40	91	10	14.26	60	25	Horário		
0310	9	34.8	75	10	14.3	60	6	Horário		
0313	12	46.3	75	10	14.3	60	6	Horário		
0319	9	25.8	73	10	12	54.5	6	Horário		
0392	11	41	91	10	14.3	60	13	Horário		
0661	10	39	91	10	14.3	60	13	Horário		

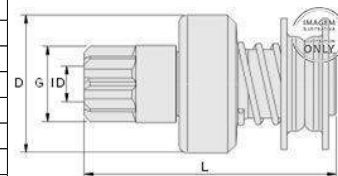
Nº ZEN	T	G	L	SPL	ID	D	RH	CW/CCW	Familia/Family/Familia	015
0228	9	25.8	71	10	12	54.5			Horário	
0291	9	34.8	74	10	14.26	60			Horário	
0320	9	29.64	74	10	14.3	54.5			Horário	
0365	9	36.5	74	10	14.3	60			Horário	
0366	9	34.8	74	10	14.3	60			Horário	
0367	9	34.8	91	10	14.3	60			Horário	
0419	10	39	91	10	14.3	60			Horário	
0447	11	41	73.5	10	14.2	60			Horário	
0460	10	27.2	74	10	14.26	54.5			Horário	
0528	12	46.3	74	10	14.3	60			Horário	
0677	10	40	74	10	14.3	54.5			Horário	
1004	9	34.8	91	10	14.26	60			Anti-horário	
1005	9	34.8	74	10	14.26	60			Anti-horário	
1616	10	39.5	77	10	14.3	60			Horário	

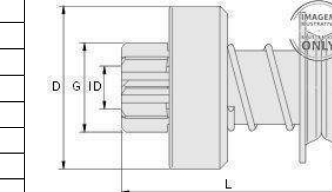
Nº ZEN	T	G	L	SPL	ID	D	RH	CW/CCW	Familia/Family/Familia	016
0216	9	36.5	76	12	14	54.5		Horário		
0245	9	25.8	59.5	9	12	46.5		Anti-horário		
0530	10	27.94	76	12	12	54.5		Horário		

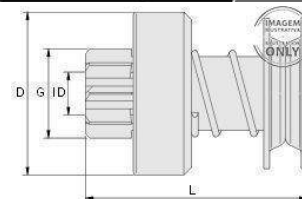
Nº ZEN	T	G	L	SPL	ID	D	RH	CW/CCW	Familia/Family/Familia	017
0104	9	25.8	72	6	12	46.5			Horário	
0126	9	25.8	72	6	12	46.5			Horário	
0158	9	25.8	70	9	12	46.5			Horário	
0192	9	25.8	64	3	11	46.5			Anti-horário	
0215	9	29.64	76	12	14	54.5			Horário	
0217	9	29.64	76	6	14	54.5			Horário	
0293	9	25.8	64	6	12	46.5			Horário	
0294	9	25.8	64	6	11	46.5			Anti-horário	
0433	9	25.8	69	3	12	43.5			Horário	
0458	9	29.64	55.5	6	12	41.5			Anti-horário	
0462	9	29.64	68	9	12	54.5			Horário	
0463	9	29.64	69	9	12	46.5			Horário	
0783	9	25.8	69	3	12	43.5			Horário	
1189	9	25.8	68.5	3	12	45.8			Horário	


Nº ZEN	T	G	L	SPL	ID	D	RH	CW/CCW	Familia/Family/Familia	018
0189	9	25.8	68	9	12	46.5			Horário	
0244	9	25.8	61.5	9	12	46.5			Horário	

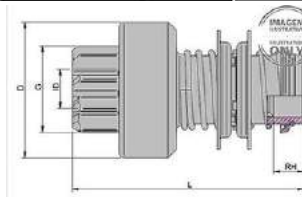
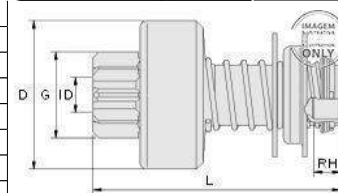
T	G	L	SPL	ID	D	RH	CW/CW
Nº de Dentes	Diâmetro Externo (mm)	Comprimento (mm)	Nº de Estrial	Diâmetro da Bucha (mm)	Diâmetro da Capa (mm)	Profundidade de Rebaixo	Horário/Anti Horário
# Of Pinon Teeth	Pinon O.D.	Length	# Of Splines	Pinon I.D.	Drive O.D.	Height of Rabbet	Clockwise/Counter Clockwise
# De Los Dientes Del Pinón	Piñon-Dimension	Largo	# De Estrías	Pinón-Dimensión Interna	Dimensión Externa	Altura Del Rebajo	Horario/Antihorario

[illegible]

Nº ZEN	T	G	L	SPL	ID	D	RH	CW/CCW	Familia/Family/Familia	020
0001	9	29.64	73.5	6	14.3	54.5			Horário	
0005	9	29.64	73.5	6	14.3	46.5			Horário	
0010	9	25.8	75	6	12	46.2			Horário	
0013	9	25.8	75.5	3	12	46.2			Horário	
0020	9	25.8	80.5	3	12	46.2			Horário	
0024	10	40	79.5	6	14.29	60			Horário	
0025	9	34.8	76.5	6	14.3	60			Horário	
0045	9	25.8	80.5	6	12	46.2			Horário	
0050	10	33	75	6	12	46.6			Horário	
0056	9	29.64	73.5	6	12	46.5			Horário	
0085	9	34.8	79	6	14.26	60			Horário	
0205	9	25.8	62	12	12	46.5			Horário	
0454	10	32	80	3	14.26	60	5.5		Horário	
0522	10	27.94	80.5	3	12	46.2			Horário	
0767	10	32.18	105.5	6	14.3	60			Horário	
1184	9	25.8	80.5	3	12	46.2			Horário	
1351	10	32.18	106	3	14.3	59.9			Horário	
1784	10	37.8	89	6	15.01	60			Horário	

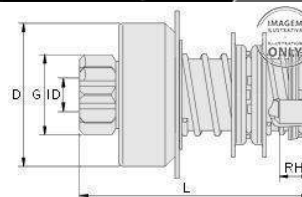


Nº ZEN	T	G	L	SPL	ID	D	RH	CW/CCW	Familia/Family/Família	021
0015	9	29.64	77.5	3	14.26	46.6	10	Horário		
0028	9	34.8	90	3	14.29	54.5	10	Horário		
0044	9	25.8	78	3	12	46.6	10	Horário		
0046	9	25.8	90	3	12	45.5	10	Horário		
0060	10	40	91.5	3	14.26	60	10	Horário		
0227	11	41	90	3	14.26	54.5	10	Horário		
0318	9	34.8	90	10	14.26	54.5	18	Horário		
0709	9	34.8	90	3	14.26	54.5	10	Horário		
0831	9	25.8	79	12	12.51	54.5	10	Anti-horário		

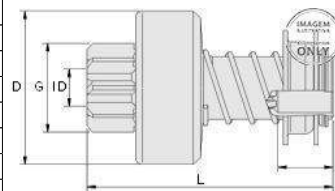
[illegible]


Nº ZEN	T	G	L	SPL	ID	D	RH	CW/CW
0006	9	29.64	74.5	3	14.26	46.5	10	Anti-horário
0191	9	25.8	74.5	3	11	46.5	10	Anti-horário

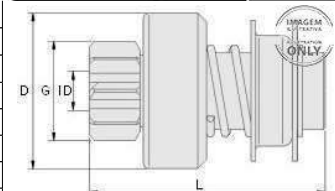
The technical drawing illustrates a door handle assembly. Key dimensions labeled are D (overall height), ID (inner diameter), L (length of the base plate), and RH (height of the return spring). A circular logo for 'IMAGEM SUSTENTAVEL' and 'ONKEY' is visible in the upper right corner of the diagram.



T	G	L	SPL	ID	D	RH	CW/CW
Nº de Dentes	Diâmetro Externo (mm)	Comprimento (mm)	Nº de Estrial	Diâmetro da Bucha (mm)	Diâmetro da Capa (mm)	Profundidade de Rebaixo	Horário/Anti Horário
# Of Pinon Teeth	Pinon O.D.	Length	# Of Splines	Pinon I.D.	Drive O.D.	Height of Rabbet	Clockwise/Counter Clockwise
# De Los Dientes Del Pinón	Piñon-Dimension	Largo	# De Estrías	Pinón-Dimensión Interna	Dimensión Externa	Altura Del Rebajo	Horario/Antihorario

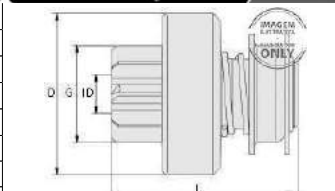
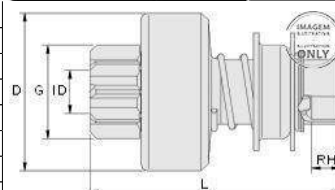
[illegible]

Nº ZEN	T	G	L	SPL	ID	D	RH	CW/CCW	Familia/Family/Familia	026
0141	9	29.64	62	10	13	46.5			Horário	
0160	9	29.64	74	3	12.06	46.5			Horário	
0161	9	25.8	74	3	12	46.5			Horário	
0183	9	25.8	60	9	12	46.5			Horário	
0744	8	27	64	2	12	40			Anti-horário	
0768	9	25.8	62.5	2	11.5	40			Anti-horário	
0769	9	25.8	65.5	6	11.5	40			Anti-horário	
1056	9	25.8	65	12	11.51	45.5			Horário	
1588	9	25.8	65	12	11.5	45.5			Anti-horário	



Nº ZEN	T	G	L	SPL	ID	D	RH	CW/CCW
0376	9	33	69	12	14	60		Horário
0684	9	34.8	69	12	14	60		Horário
0785	15	44.5	69	12	14	60		Horário
0901	11	40.5	77	12	16	60		Horário
1073	9	34.8	83	10	14.3	60		Horário

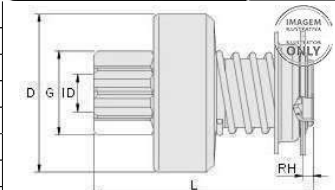
IMAGEM ILUSTRATIVA  
ONLY

[illegible]

Nº ZEN	T	G	L	SPL	ID	D	RH	CW/CCW
0645	10	32	85	12	13.01	60	4	Horário
0649	10	40	85	12	14	60	4	Horário
0663	9	36	78	12	14.01	60		Horário
0895	9	36	71	12	13	60	4	Horário
1194	10	32	85	12	14	60	4	Horário
1198	9	29.64	85	12	13	60	4	Horário
1574	11	41	85	12	14.26	60	4	Horário

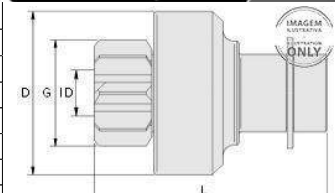
Familia/Family/Família 029

The technical drawing shows a side view of the watch movement. Dimensions are labeled as follows:  
 - D: Total height of the movement.  
 - G: Height of the case back.  
 - ID: Internal diameter of the case back.  
 - L: Length of the movement.  
 - RH: Height of the winding crown.



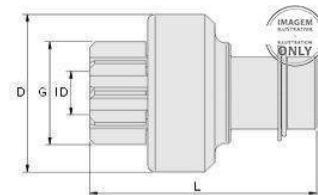
Nº ZEN	T	G	L	SPL	ID	D	RH	CW/CCW
0144	9	29.64	60.5	8	12.8	45.5		Horário
0352	8	28.2	60.5	8	12.8	45.9		Horário
0426	11	34.8	60.5	8	12.8	45.9		Horário

Technical drawing of a bolt with dimensions labeled: D (total height), G (height of hexagonal part), ID (inner diameter), and L (length).

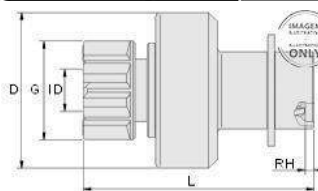


T	G	L	SPL	ID	D	RH	CW/CCW
Nº de Dentes # Of Pinion Teeth # De Los Dientes Del Pinón	Diâmetro Externo (mm) Pinon O.D. Piñon-Dimension	Comprimento (mm) Length Largo	Nº de Estrial # Of Splines # De Estrías	Diâmetro da Bucha (mm) Pinon I.D. Pinón-Dimensión Interna	Diâmetro da Capa (mm) Drive O.D. Dimensión Externa	Profundidade de Rebaixo Height of Rabbet Altura Del Rebajo	Horário/Anti Horário Clockwise/Counter Clockwise Horario/Antihorario

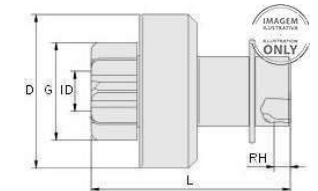
Nº ZEN	T	G	L	SPL	ID	D	RH	CW/CCW	Familia/Family/Familia	032
0340	9	29.64	60.5	8	12.8	45.5		Horário		



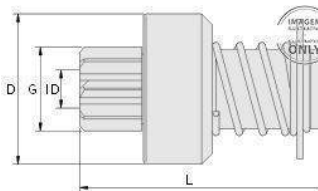
Nº ZEN	T	G	L	SPL	ID	D	RH	CW/CCW	Familia/Family/Familia	033
1518	9	25.8	62.5	12	12	60	3.5	Horário		



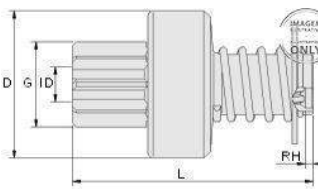
Nº ZEN	T	G	L	SPL	ID	D	RH	CW/CCW	Familia/Family/Familia	034
0756	11	30	61.5	6	12	46.2	2.5	Horário		
0770	9	25.8	45	6	12	43.5	1.5	Horário		
0774	9	25.8	61.5	6	12	46.2	2.5	Horário		
0809	9	29.6	53.5	5	11	43.5	2	Horário		
0841	9	29.6	53.5	5	11	41.5	2	Horário		
0843	8	23.92	44	5	11	46	1	Horário		
0854	8	24.7	64	6	12	43.5	1.5	Anti-horário		
0958	11	30	47	6	12	46.5	1.5	Horário		
0965	9	25.82	41	5	11	46	2.3	Horário		
1064	8	23.92	41	5	10.99	46.5	1	Horário		
1152	9	25.4	43	5	11	46.5	1	Horário		
1482	9	29.6	47	6	12	46.5	1.5	Horário		
1605	8	28.2	45.5	6	12.06	43.5	1.5	Anti-horário		
1620	8	28.2	64	6	12.06	43.5	1.5	Anti-horário		
1704	8	28	55.8	4	12	46.7		Horário		
1734	9	29.6	64.2	5	11	43.7	2	Horário		
1801	8	23.46	43.8	12	10.69	45.3		Horário		
1959	10	32.6	46.9	6	12	46.5		Horário		



Nº ZEN	T	G	L	SPL	ID	D	RH	CW/CCW	Familia/Family/Familia	035
0054	9	25.8	77	3	12	46.6		Horário		
0459	10	27.5	80	3	14	60		Horário		
0492	10	32	95	3	15	60		Horário		
0720	9	29.64	80	3	14	60		Horário		
0771	10	27.5	67.5	3	14	60		Horário		
0868	10	27.5	80	3	14	60		Horário		
1615	10	39.5	68	10	12.06	60		Horário		



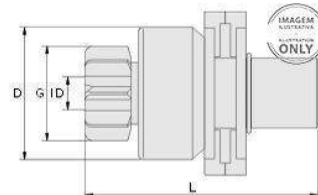
Nº ZEN	T	G	L	SPL	ID	D	RH	CW/CCW	Familia/Family/Familia	036
0438	9	34.8	91	10	15.05	60	3	Horário		



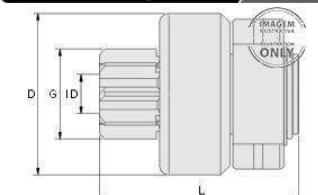


T	G	L	SPL	ID	D	RH	CW/CCW
Nº de Dentes # Of Pinon Teeth # De Los Dientes Del Pinón	Diâmetro Externo (mm) Pinon O.D. Piñon-Dimension	Comprimento (mm) Length Largo	Nº de Estrial # Of Splines # De Estriás	Diâmetro da Bucha (mm) Pinon I.D. Pinón-Dimensión Interna	Diâmetro da Capa (mm) Drive O.D. Dimensión Externa	Profundidade de Rebaixo Height of Rabbet Altura Del Rebajo	Horário/Anti Horário Clockwise/Counter Clockwise Horario/Antihorario

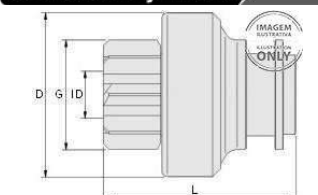
Nº ZEN	T	G	L	SPL	ID	D	RH	CW/CCW	Familia/Family/Familia	037
0495	10	33	75.5	6	12	46.5		Horário		
0609	9	29.64	74.5	6	12	46.5		Horário		



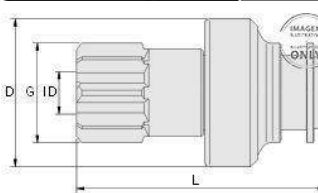
Nº ZEN	T	G	L	SPL	ID	D	RH	CW/CCW	Familia/Family/Familia	038
0786	9	25.8	64	6	11.5	46.5	4.5	Horário		
0878	11	29.5	52.5	10	12	46.5		Horário		
0969	9	29	52.5	10	12	46.5		Horário		
1206	9	25.8	64	6	11.5	46.5	4.5	Horário		
1227	9	25.8	64	6	11.5	46.5	4.5	Horário		



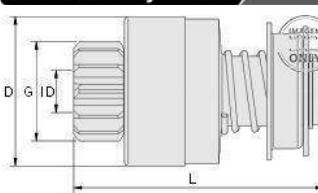
Nº ZEN	T	G	L	SPL	ID	D	RH	CW/CCW	Familia/Family/Familia	039
0398	13	46	70	12	17	60		Horário		
0411	11	39.5	73	12	17	60		Horário		
0449	9	36.5	73	12	14.3	60		Horário		
0615	11	39.5	73	3	17	60		Anti-horário		
1516	10	32.1	90.5	12	14.26	60		Horário		



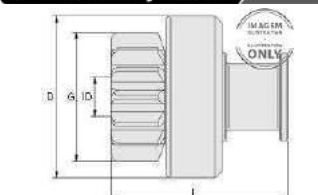
Nº ZEN	T	G	L	SPL	ID	D	RH	CW/CCW	Familia/Family/Familia	040
0486	10	40	100	12	17.03	60		Horário		
0506	10	40	100	3	17	60		Horário		



Nº ZEN	T	G	L	SPL	ID	D	RH	CW/CCW	Familia/Family/Familia	043
0723	12	46.3	85.5	12	14	60	4.5	Horário		



Nº ZEN	T	G	L	SPL	ID	D	RH	CW/CCW	Familia/Family/Familia	046
1090	10	32.1	80	10	14	60		Horário		
1635	9	37.18	60.9	10	12.06	60		Horário		
1684	10	32.6	80	10	14.01	60.5		Horário		
1924	11	34.4	65.8	10	14.26	54.6		Horário		

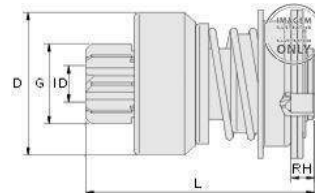





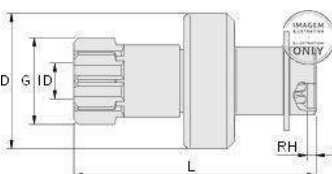
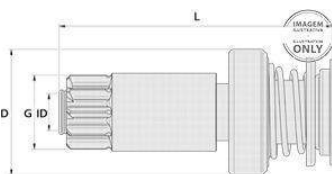
T	G	L	SPL	ID	D	RH	CW/CCW
Nº de Dentes	Diâmetro Externo (mm)	Comprimento (mm)	Nº de Estrial	Diâmetro da Bucha (mm)	Diâmetro da Capa (mm)	Profundidade de Rebaixo	Horário/Anti Horário
# Of Pinon Teeth	Pinon O.D.	Length	# Of Splines	Pinon I.D.	Drive O.D.	Height of Rabbet	Clockwise/Counter Clockwise
# De Los Dientes Del Pinón	Piñon-Dimension	Largo	# De Estrías	Pinón-Dimensión Interna	Dimensión Externa	Altura Del Rebajo	Horario/Antihorario

Nº ZEN	T	G	L	SPL	ID	D	RH	CW/CCW
0080	9	25.8	68.5	10	12	46.3	7	Horário
0223	9	29.64	69	10	12	46.5	7	Horário
0362	10	26.82	68.5	10	12	46.5	7	Horário

Technical drawing of the Zenon expansion joint. Dimensions labeled include D (total height), G (height of the bellows section), ID (inner diameter), L (length of the bellows section), and FH (height of the flange). A circular seal with the word 'AMARCO' and 'ONLY' is shown next to it.



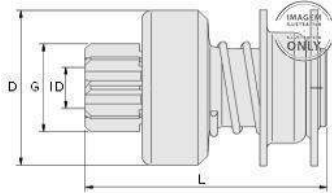
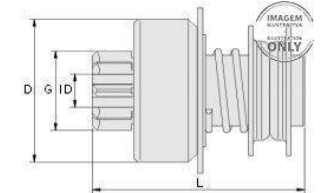
Nº ZEN	T	G	L	SPL	ID	D	RH	CW/CCW	Família/Family/Familia	050
0140	9	29.64	82	10	12.5	46.6	2.5	Horário		
0327	9	29.64	86	10	12.5	46.6	7	Horário		
0339	9	25.8	82	10	12.5	46.5	2.5	Horário		
0341	9	29.64	86	10	12.5	46.5	7	Anti-horário		
0342	8	27.6	86	10	12.5	46.5	7	Anti-horário		
0353	9	29.64	82	10	12.5	46.5		Horário		
0498	8	28.2	82	10	12.5	46.5	2.5	Horário		
0517	8	28	82	10	12.51	46.5	2.5	Anti-horário		
0765	8	24.7	82	10	12.51	46.5	2.5	Anti-horário		
0951	8	28.2	75	5	11	41.5	2.12	Anti-horário		
1759	9	29.6	75	5	11	41.5	2	Horário		
1895	8	24.7	75	5	11	41.5	12.5	Anti-horário		

[illegible]

Nº ZEN	T	G	L	SPL	ID	D	RH	CW/CCW
0243	9	25.8	66	12	12	45.5		Horário

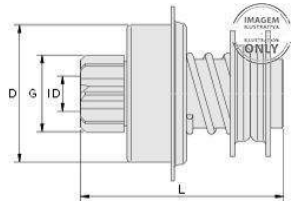
Familia/Family/Família

IMAGEM  
SOMENTE  
PARA USO  
ONLINE

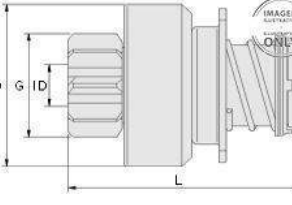
[illegible]

T	G	L	SPL	ID	D	RH	CW/CCW
Nº de Dentes # Of Pinon Teeth # De Los Dientes Del Pinón	Diâmetro Externo (mm) Pinon O.D. Piñon-Dimension	Comprimento (mm) Length Largo	Nº de Estrial # Of Splines # De Estrías	Diâmetro da Bucha (mm) Pinon I.D. Pinón-Dimensión Interna	Diâmetro da Capa (mm) Drive O.D. Dimensión Externa	Profundidade de Rebaixo Height of Rabbet Altura Del Rebajo	Horário/Anti Horário Clockwise/Counter Clockwise Horario/Antihorario

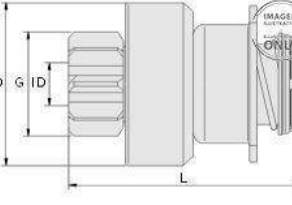
Nº ZEN	T	G	L	SPL	ID	D	RH	CW/CCW	Familia/Family/Familia	069
0329	9	25.8	64	6	12	46.5		Horário		
0348	9	25.8	65	6	12	46.5		Horário		
0349	9	29.64	62	10	12.5	46.5		Horário		



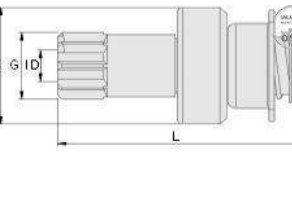
Nº ZEN	T	G	L	SPL	ID	D	RH	CW/CCW	Familia/Family/Familia	070
0351	9	29.64	62	10	12.5	46.5		Horário		
0644	11	34.8	62	10	12.5	46.5		Horário		
0691	15	44.5	62	10	12.5	54.5		Horário		



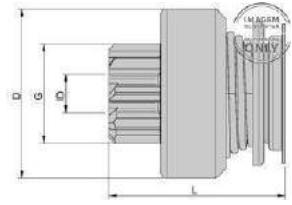
Nº ZEN	T	G	L	SPL	ID	D	RH	CW/CCW	Familia/Family/Familia	071
0382	8	28	62	10	12.5	46.5		Horário		



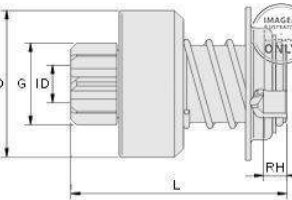
Nº ZEN	T	G	L	SPL	ID	D	RH	CW/CCW	Familia/Family/Familia	073
0429	9	30	76.5	10	12.5	46.5		Horário		
0537	9	25.8	76	10	12	46.5		Horário		



Nº ZEN	T	G	L	SPL	ID	D	RH	CW/CCW	Familia/Family/Familia	074
1545	8	27.2	48	10	11	47.4		Horário		
1576	10	27.92	48	16	11	47.4		Horário		
1597	10	26.82	47.95	16	11	47.4		Horário		
1619	9	25.8	48	16	11	46.5		Horário		
1740	12	31.8	47.95	10	11	48.7		Horário		
1757	11	30	48	10	11	47.4		Horário		
1899	10	32	48	10	11	46.5		Horário		
1927	9	29.64	48.2	16	11	45.8		Horário		
1938	13	34.55	58.1	16	11	47.4		Horário		
1939	13	34.55	51.1	16	11	47.4		Horário		

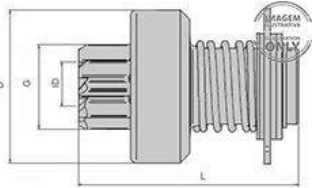


Nº ZEN	T	G	L	SPL	ID	D	RH	CW/CCW	Familia/Family/Familia	075
1666	9	25.8	48.9	11	10	46.6		Horário		
1674	8	23.5	48.9	11	10	46.6		Horário		
1720	9	29.64	47.9	10	11	45.8		Horário		

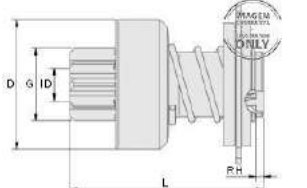


T	G	L	SPL	ID	D	RH	CW/CCW
Nº de Dentes # Of Pinon Teeth # De Los Dientes Del Pinón	Diâmetro Externo (mm) Pinon O.D. Piñon-Dimension	Comprimento (mm) Length Largo	Nº de Estrial # Of Splines # De Estrías	Diâmetro da Bucha (mm) Pinon I.D. Pinón-Dimensión Interna	Diâmetro da Capa (mm) Drive O.D. Dimensión Externa	Profundidade de Rebaixo Height of Rabbet Altura Del Rebajo	Horário/Anti Horário Clockwise/Counter Clockwise Horario/Antihorario

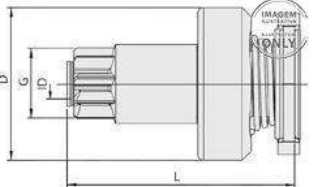
Nº ZEN	T	G	L	SPL	ID	D	RH	CW/CCW	Familia/Family/Familia	077
0297	9	25.8	66.5	12	12	46.5	2	Horário		



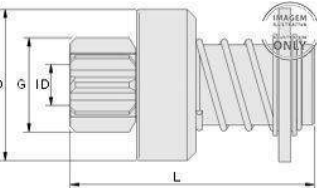
Nº ZEN	T	G	L	SPL	ID	D	RH	CW/CCW	Familia/Family/Familia	078
0394	11	29.5	65.5	10	11.5	46.5	2.5	Horário		
0395	9	25.8	65.5	10	12	46.5	2.5	Horário		



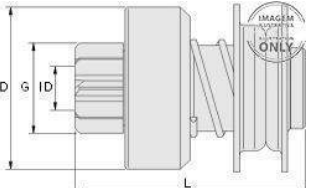
Nº ZEN	T	G	L	SPL	ID	D	RH	CW/CCW	Familia/Family/Familia	079
0932	9	25.8	80.5	16	11	54.5		Anti-horário		
0937	10	27.94	80.5	16	11	54.5		Anti-horário		
0972	9	25.7	90	16	11	54.5		Anti-horário		
1223	9	25.8	80.5	16	11	46.5		Horário		
1485	10	27.94	70	16	12	50.5		Horário		
1655	10	27.94	105.5	16	12	54.5		Anti-horário		
1814	10	27.94	80.5	16	11	50.5		Anti-horário		
1823	10	27.94	90.8	16	11	50.5		Anti-horário		
1920	10	27.94	103	16	12	50.5		Anti-horário		



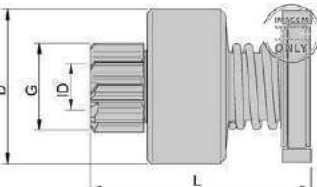
Nº ZEN	T	G	L	SPL	ID	D	RH	CW/CCW	Familia/Family/Familia	080
0451	9	25.8	62	6	11.5	41.5	7	Horário		
0453	8	27	60.5	6	12	41.5		Anti-horário		



Nº ZEN	T	G	L	SPL	ID	D	RH	CW/CCW	Familia/Family/Familia	081
0404	9	25.8	61.5	11	13	46.5		Horário		

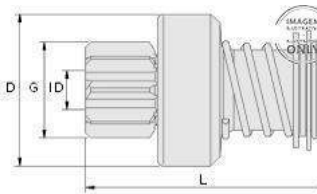


Nº ZEN	T	G	L	SPL	ID	D	RH	CW/CCW	Familia/Family/Familia	082
1027	10	32	75	10	14.26	54.5		Horário		
1038	9	34.8	83	10	14.3	60		Horário		

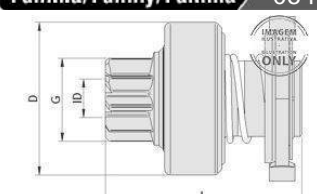


T	G	L	SPL	ID	D	RH	CW/CCW
Nº de Dentes # Of Pinon Teeth # De Los Dientes Del Pinón	Diâmetro Externo (mm) Pinon O.D. Piñon-Dimension	Comprimento (mm) Length Largo	Nº de Estrial # Of Splines # De Estrías	Diâmetro da Bucha (mm) Pinon I.D. Pinón-Dimensión Interna	Diâmetro da Capa (mm) Drive O.D. Dimensión Externa	Profundidade de Rebaixo Height of Rabbet Altura Del Rebajo	Horário/Anti Horário Clockwise/Counter Clockwise Horario/Antihorario

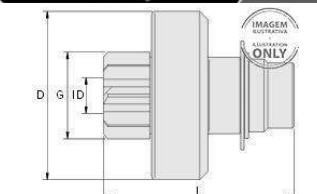
Nº ZEN	T	G	L	SPL	ID	D	RH	CW/CCW	Familia/Family/Familia	083
0412	9	29.3	75	12	12.06	46.5		Horário		
0414	10	32	75	12	12.06	46.5		Horário		
1188	9	29.3	68.5	12	12.1	46.5		Horário		



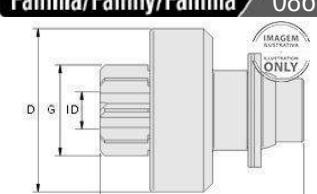
Nº ZEN	T	G	L	SPL	ID	D	RH	CW/CCW	Familia/Family/Familia	084
0641	9	25.9	58.5	10	11	46.5		Horário		
0745	9	25.8	53.5	10	12	46.5		Horário		
0797	9	25.8	55.5	10	12	46.5		Horário		
0837	9	25.8	58.5	10	12	46.5		Horário		
0846	11	29.5	58.5	10	12	46.5		Horário		
0855	11	29.5	55.5	10	12	46.5		Horário		
0919	9	25.8	58.5	10	12	46.5		Horário		
0942	9	25.8	62	10	12	46.5		Horário		
0989	9	25.8	59.5	10	12	46.5		Anti-horário		
1486	9	29.64	59	10	12	46.5		Horário		



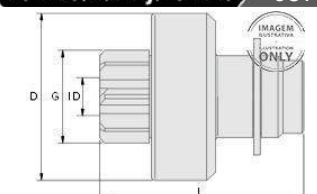
Nº ZEN	T	G	L	SPL	ID	D	RH	CW/CCW	Familia/Family/Familia	085
0646	10	27.94	61.5	9	12	54.5		Horário		
0656	12	31.8	61.5	9	12	54.5		Horário		
0657	9	37.1	61.5	9	12	54.5		Horário		
0747	10	27.94	51.5	9	12	46.5		Horário		
0775	9	25.8	51.5	9	12	46.5		Horário		
0908	8	28.2	48	9	12.1	46.5		Horário		
0916	9	36.5	61	10	12	60		Horário		
0917	9	29.64	48	9	12.1	46.5		Horário		
0918	8	27.6	48	9	12.1	46.5		Horário		
0936	11	29.5	61.5	9	12	46.5		Horário		
0945	9	25.8	48	9	12.1	46.5		Horário		
0961	11	29.5	61.5	9	12	54.5		Horário		
0983	10	27.5	61	10	12	60		Horário		
1023	11	29.38	54.5	9	12	54.5		Horário		
1074	10	27.94	54.5	9	12	54.5		Horário		
1162	10	32	61	9	12	54.5		Horário		
1458	11	30.04	54.5	10	12	54.5		Horário		
1607	10	32.18	54.5	9	12	54.5		Horário		
1705	10	27.5	69.3	9	12	54.6		Horário		
1926	11	29.2	91	9	12.06	54.5		Anti-horário		



Nº ZEN	T	G	L	SPL	ID	D	RH	CW/CCW	Familia/Family/Familia	086
0287	9	25.8	55	9	12	46.5		Horário		
0570	11	29.5	59	9	12	46.5		Horário		
0787	9	25.82	51.5	10	12	46.5		Horário		
1209	10	27.94	51.5	10	12	46.5		Horário		
1822	11	29.3	51	10	12	46.5		Horário		

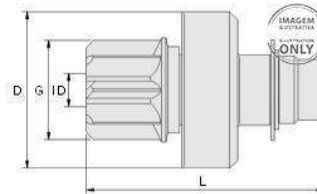


Nº ZEN	T	G	L	SPL	ID	D	RH	CW/CCW	Familia/Family/Familia	087
0935	11	29.5	55	9	12	46.5		Horário		
1187	9	25.8	55	9	12	46.5		Horário		
1963	9	25.8	60.5	9	12	46.5		Anti-horário		

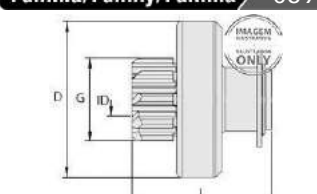


T	G	L	SPL	ID	D	RH	CW/CCW
Nº de Dentes # Of Pinon Teeth # De Los Dientes Del Pinón	Diâmetro Externo (mm) Pinon O.D. Piñon-Dimension	Comprimento (mm) Length Largo	Nº de Estrials # Of Splines # De Estriás	Diâmetro da Bucha (mm) Pinon I.D. Pinón-Dimensión Interna	Diâmetro da Capa (mm) Drive O.D. Dimensión Externa	Profundidade de Rebaixo Height of Rabbet Altura Del Rebajo	Horário/Anti Horário Clockwise/Counter Clockwise Horario/Antihorario

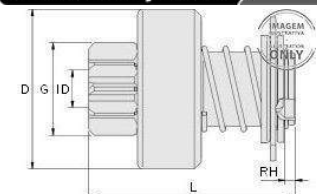
Nº ZEN	T	G	L	SPL	ID	D	RH	CW/CCW	Familia/Family/Familia	088
0647	11	34.4	76.5	9	12	54.5		Horário		



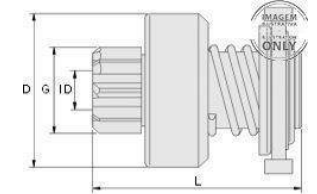
Nº ZEN	T	G	L	SPL	ID	D	RH	CW/CCW	Familia/Family/Familia	089
1533	9	24.5	41.15	10	11	46	2.2	Horário		
1686	9	24.5	41.15	4	10.12	46.3	2.2	Horário		
1735	8	23.92	41.2	4	10.12	46.8	2.2	Horário		
1755	9	25.82	41.15	4	10.1	46.3	3	Horário		
1763	9	25.82	41.15	5	11.02	46.3	3	Horário		
1791	10	28.15	44.2	4	10.12	46.4	3	Horário		
1825	8	27.6	41.15	4	10.12	46.3	3	Horário		
1848	9	25.8	55.1	10	12	46.5		Horário		
1915	12	32.5	45	10	12	47.8		Horário		



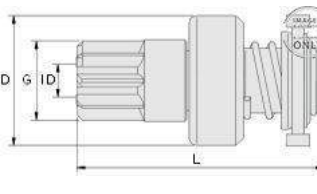
Nº ZEN	T	G	L	SPL	ID	D	RH	CW/CCW	Familia/Family/Familia	091
0407	9	34.8	77.5	6	14.3	60	4	Horário		
0601	9	34.8	77.5	6	14.3	60		Horário		



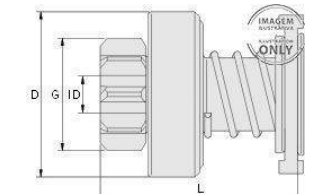
Nº ZEN	T	G	L	SPL	ID	D	RH	CW/CCW	Familia/Family/Familia	092
0406	9	25.8	64	10	11	46.5		Anti-horário		
0420	9	25.8	64	10	12	46.5		Horário		
0633	10	26.8	64	10	12	46.5		Horário		



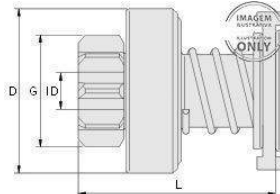
Nº ZEN	T	G	L	SPL	ID	D	RH	CW/CCW	Familia/Family/Familia	093
0428	9	25.8	85	10	12	46.5		Anti-horário		

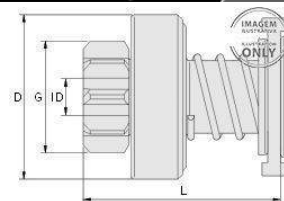
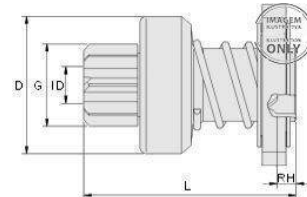


Nº ZEN	T	G	L	SPL	ID	D	RH	CW/CCW	Familia/Family/Familia	094
0852	8	27.2	52	10	11	46.5		Horário		
0861	9	36.8	62	10	12	54.5		Horário		
0925	9	25.8	49.5	10	12	46.5		Horário		
0938	10	26.82	48.5	10	12	46.5		Horário		
0976	9	25.8	47	10	12	46.5		Horário		
0997	9	29.64	49	10	12	46.5		Horário		
0998	9	29.64	47	10	12	46.5		Horário		
1022	9	35.5	57.5	16	12	54.5		Horário		
1030	11	29.5	49.5	10	12	54.5		Horário		



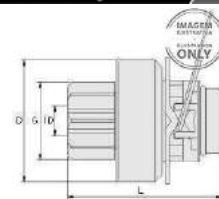
T	G	L	SPL	ID	D	RH	CW/CW
Nº de Dentes	Diâmetro Externo (mm)	Comprimento (mm)	Nº de Estrial	Diâmetro da Bucha (mm)	Diâmetro da Capa (mm)	Profundidade de Rebaixo	Horário/Anti Horário
# Of Pinon Teeth	Pinon O.D.	Length	# Of Splines	Pinon I.D.	Drive O.D.	Height of Rabbet	Clockwise/Counter Clockwise
# De Los Dientes Del Pinón	Pinón-Dimension	Largo	# De Estrías	Pinón-Dimensión Interna	Dimensión Externa	Altura Del Rebajo	Horario/Antihorario

Nº ZEN	T	G	L	SPL	ID	D	RH	CW/CCW	Familia/Family/Familia	094
1031	10	27.94	49	10	12	50.5			Horário	
1033	9	29.64	49	10	12	54.5			Horário	
1037	10	27.94	49	10	12	46.5			Horário	
1057	10	27.94	49	10	12	54.5			Horário	
1058	11	29.5	49	10	12	50.5			Horário	
1071	10	27.5	58.5	10	12	52.7			Horário	
1107	10	38.8	49	10	12	54.5			Horário	
1109	10	27.94	55	10	12	52.7			Horário	
1155	9	34.8	49	10	12	50.3			Horário	
1156	21	49.7	47.1	10	12	54.5			Horário	
1168	9	36.3	49	10	12	54.5			Horário	
1170	10	38.8	56	10	12	52.7			Horário	
1172	11	28.8	54	10	12	52.7			Horário	
1174	9	35.2	58.5	10	12	54.5			Horário	
1469	10	27.94	49	10	12	46.5			Horário	
1474	9	25.8	58.5	10	12	46.5			Horário	
1547	11	35.4	47	10	12	47.4			Horário	
1550	9	35.5	62	10	12	54.5			Horário	
1562	9	34.8	58.5	10	12	52.7			Horário	
1629	10	27.5	57.5	16	12	52.5			Horário	
1631	10	33	60	10	12	53.5			Horário	
1642	12	38.8	56	10	12.06	53.5			Horário	
1643	9	29.64	58	16	12	54.5			Horário	
1650	9	36.3	55	10	12	54.5			Horário	
1675	10	32.95	58.5	10	12.03	52.8			Horário	
1690	10	40	59.4	10	12	52.9			Horário	
1691	10	32	69.5	10	12	52.5			Horário	
1708	8	26.8	49	10	12	46.4			Horário	
1790	9	36.3	49.5	10	12.1	50.5			Horário	
1815	9	36.3	53.7	10	12	52.7			Horário	
1855	10	39	49.2	10	12	50.8			Horário	
1882	9	25.8	49	10	12	53.5			Horário	
1908	10	29.64	52	10	12	46.5			Horário	
1932	11	29.6	51.8	10	12	46.5			Horário	

[illegible]

Nº ZEN	T	G	L	SPL	ID	D	RH	CW/CWV
0467	9	25.8	54.5	9	12.06	46.5		Horário
0468	9	25.8	51.5	9	12.06	46.5		Horário
0469	10	26.82	63.5	9	12	46.5		Horário
0502	11	29.5	60	12	12.06	46.5		Horário
0740	11	29.5	58.5	9	12	46.5		Horário
0741	9	25.8	58	9	12	46.5		Horário
0742	9	25.8	64	9	12	46.5		Horário
0743	11	29.5	54.5	9	12.06	46.5		Horário
0753	9	25.8	67.5	9	12.06	46.5		Anti-horário

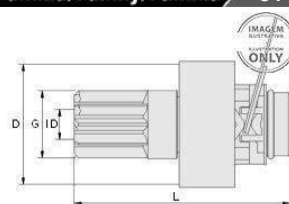
The technical drawing illustrates the physical characteristics of the Zenith watch movement shown in the adjacent table. It includes four dimension labels: **D**, representing the overall diameter of the case back; **G**, indicating the thickness of the crystal or sapphire lens; **ID**, denoting the internal diameter at the base of the crown assembly; and **L**, measuring the total length from the rear edge of the case to the center point of the crown.



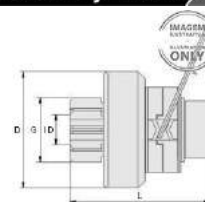


T	G	L	SPL	ID	D	RH	CW/CCW
Nº de Dentes # Of Pinon Teeth # De Los Dientes Del Pinón	Diâmetro Externo (mm) Pinon O.D. Piñon-Dimension	Comprimento (mm) Length Largo	Nº de Estrial # Of Splines # De Estrías	Diâmetro da Bucha (mm) Pinon I.D. Pinón-Dimensión Interna	Diâmetro da Capa (mm) Drive O.D. Dimensión Externa	Profundidade de Rebaixo Height of Rabbet Altura Del Rebajo	Horário/Anti Horário Clockwise/Counter Clockwise Horario/Antihorario

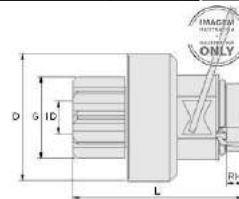
Nº ZEN	T	G	L	SPL	ID	D	RH	CW/CCW	Familia/Family/Familia	097
0762	10	27.94	86.5	9	12.06	46.5		Anti-horário		



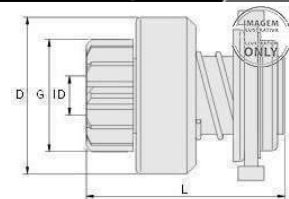
Nº ZEN	T	G	L	SPL	ID	D	RH	CW/CCW	Familia/Family/Familia	098
0574	9	25.8	53	9	12	46.5		Horário		
0820	10	26.82	50.5	9	12.1	46.5		Horário		
0821	10	26.82	44	9	12.1	46.5		Horário		
0822	10	26.82	56.5	9	12.1	46.5		Anti-horário		
0823	10	26.82	48	9	12.1	46.5		Horário		
1068	9	25.8	53	9	12.06	46.5		Anti-horário		



Nº ZEN	T	G	L	SPL	ID	D	RH	CW/CCW	Familia/Family/Familia	099
0863	8	28.2	48	9	12.1	46.5	3	Horário		
0960	10	26.82	60.5	9	12.1	46.5	3	Anti-horário		
1062	8	28	65.5	9	12.06	46.5		Horário		

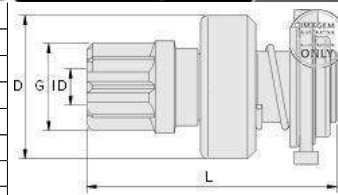


Nº ZEN	T	G	L	SPL	ID	D	RH	CW/CCW	Familia/Family/Familia	100
0474	9	25.8	64	10	12	46.5	3	Horário		
0475	9	29.64	59	10	12	46.5		Horário		
0482	9	25.8	58.5	10	12	46.3		Horário		
0520	10	26.82	58.5	10	12	46.5		Horário		
0532	9	25.9	58.5	10	11	46.5		Horário		
0572	10	27.5	65	10	12	54.5		Horário		
0573	9	29.64	62	10	12	54.5		Horário		
0575	10	27.94	58.5	10	12	46.5		Horário		
0630	10	27.94	58.5	10	12	46.5		Horário		
0631	9	25.8	62	10	12	54.5		Horário		
0632	10	27.5	62	10	12	54.5		Horário		
0706	11	29.5	62	10	12	54.5		Horário		
0794	10	33	58.5	10	12	46.5		Anti-horário		
0798	9	25.8	58.5	10	12	46.5		Anti-horário		
0800	11	29.5	59	10	12	54.5		Horário		
0871	8	28.2	59	10	12	46.5		Horário		
0875	9	35.5	62	10	12	54.5		Horário		
0962	10	26.82	59	10	12	54.5		Horário		
1067	9	25.8	59	10	12	54.5		Horário		
1070	9	35.2	62	10	12	54.5		Horário		
1072	9	29.64	62	10	12	54.5		Horário		
1153	9	25.8	46	10	12	46.5		Horário		
1171	10	26.82	62	10	12	54.5		Horário		
1470	10	33.02	58.5	10	12	46.5		Horário		
1471	9	25.8	53.5	10	12	46.5		Horário		
1487	13	39.5	59	10	12	54.5		Horário		

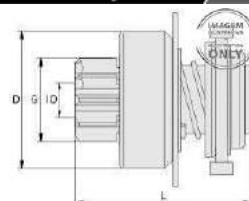


T	G	L	SPL	ID	D	RH	CW/CCW
Nº de Dentes # Of Pinon Teeth # De Los Dientes Del Pinón	Diâmetro Externo (mm) Pinon O.D. Piñon-Dimension	Comprimento (mm) Length Largo	Nº de Estrial # Of Splines # De Estrías	Diâmetro da Bucha (mm) Pinon I.D. Pinón-Dimensión Interna	Diâmetro da Capa (mm) Drive O.D. Dimensión Externa	Profundidade de Rebaixo Height of Rabbet Altura Del Rebajo	Horário/Anti Horário Clockwise/Counter Clockwise Horario/Antihorario

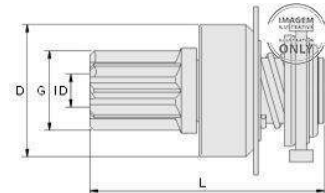
Nº ZEN	T	G	L	SPL	ID	D	RH	CW/CCW	Familia/Family/Familia	101
0933	10	27.94	90	16	9	46.5		Anti-horário		
1011	8	27.2	69.5	10	12	46.5		Anti-horário		
1177	9	25.8	90	16	11	47.4		Horário		
1222	10	27.94	90	16	11	46.5		Anti-horário		
1468	9	25.8	90	16	11	47.4		Anti-horário		



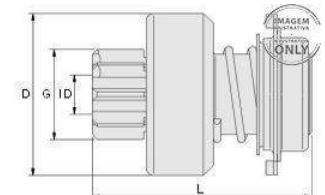
Nº ZEN	T	G	L	SPL	ID	D	RH	CW/CCW	Familia/Family/Familia	102
0579	9	25.8	58.5	10	12	46.5		Anti-horário		
0619	9	25.8	58.5	10	11	46.5		Anti-horário		
0799	9	25.8	55.5	10	12	46.5		Anti-horário		
0805	11	29.5	58.5	10	12	46.5		Anti-horário		
0866	9	25.8	59.5	10	12	46.5		Horário		



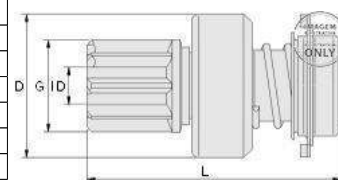
Nº ZEN	T	G	L	SPL	ID	D	RH	CW/CCW	Familia/Family/Familia	103
0639	10	27.94	79.5	10	12	54.5		Anti-horário		
0729	10	27.94	76.5	10	12	46.5		Anti-horário		
0851	10	27.94	86	10	12	54.5		Anti-horário		
0900	10	27.94	79.5	10	12	46.5		Anti-horário		



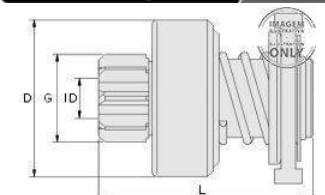
Nº ZEN	T	G	L	SPL	ID	D	RH	CW/CCW	Familia/Family/Familia	104
0702	9	25.8	58.5	10	11	46.5		Anti-horário		
0703	9	25.8	68	10	11	46.5		Anti-horário		



Nº ZEN	T	G	L	SPL	ID	D	RH	CW/CCW	Familia/Family/Familia	105
0701	9	29.6	75	10	12	46.5		Anti-horário		

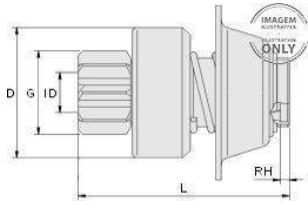


Nº ZEN	T	G	L	SPL	ID	D	RH	CW/CCW	Familia/Family/Familia	106
0803	9	25.8	58.5	10	12	46.5		Horário		
1467	8	27.2	66.5	10	12	47.4		Anti-horário		

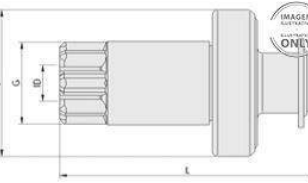


T	G	L	SPL	ID	D	RH	CW/CCW
Nº de Dentes # Of Pinon Teeth # De Los Dientes Del Pinón	Diâmetro Externo (mm) Pinon O.D. Piñon-Dimension	Comprimento (mm) Length Largo	Nº de Estrial # Of Splines # De Estrías	Diâmetro da Bucha (mm) Pinon I.D. Pinón-Dimensión Interna	Diâmetro da Capa (mm) Drive O.D. Dimensión Externa	Profundidade de Rebaixo Height of Rabbet Altura Del Rebajo	Horário/Anti Horário Clockwise/Counter Clockwise Horario/Antihorario

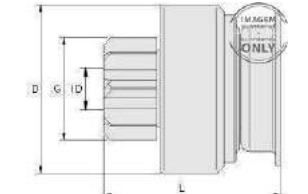
Nº ZEN	T	G	L	SPL	ID	D	RH	CW/CCW	Familia/Family/Familia	107
0533	9	29.64	70	6	14	46.5	3	Horário		
0713	9	29.64	70	3	14	46.5		Horário		



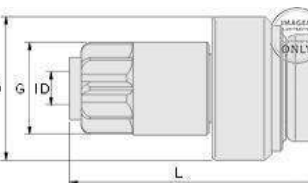
Nº ZEN	T	G	L	SPL	ID	D	RH	CW/CCW	Familia/Family/Familia	109
1534	9	25.8	75	10	10	46		Anti-horário		
1768	12	37.8	87.15	4	10	48.9		Horário		
1824	13	34.65	87.3	4	10	48.9		Anti-horário		
1893	11	29.35	81	4	12	49.8		Anti-horário		
1910	11	29.2	81.2	4	12	48.9		Anti-horário		
1930	9	29.3	82	8	12	48.9		Horário		



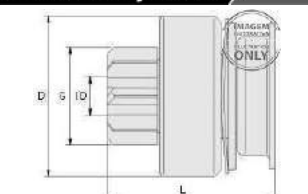
Nº ZEN	T	G	L	SPL	ID	D	RH	CW/CCW	Familia/Family/Familia	110
0595	8	28.2	50	8	12	46.5		Horário		
0617	9	30	51	8	12	46.5		Horário		
0679	8	28.2	58.5	8	12	46.5		Horário		
0711	8	28.2	75.8	8	12	46.5		Horário		
0801	10	33	51	8	12	46.5		Horário		
0825	10	27.94	50.5	8	12	46.5		Horário		
1538	10	33	64	8	12	46.5		Horário		
1681	12	32.28	51.9	8	12	46.3		Horário		
1695	8	28.2	50.7	8	12.06	45.2		Horário		
1706	8	28.2	43	8	12	46.5		Horário		
1761	10	27.94	51	8	12	46.5		Horário		
1764	11	34.5	50.7	8	12	45.3		Horário		
1770	11	34.8	40.1	8	12	46.5		Horário		
1771	8	28.2	51	8	12	46.5		Horário		
1799	10	32	45	8	12	46.6		Horário		
1876	11	34.5	42.5	8	12	46.5		Horário		
1903	9	30.8	51	8	13.01	46.5		Horário		
1909	10	27.5	42.5	8	12	46.5		Horário		
1916	10	31.7	36.6	8	12	46.5		Horário		
1933	11	29.3	50.7	8	12	45.3		Horário		
1945	9	29.6	51	8	12	46.5		Anti-horário		



Nº ZEN	T	G	L	SPL	ID	D	RH	CW/CCW	Familia/Family/Familia	111
0712	9	29.64	77	8	10.7	46.5		Horário		
1680	10	27.94	75	8	10.69	46.5		Horário		

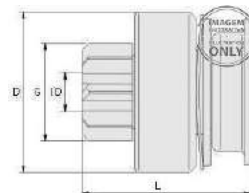


Nº ZEN	T	G	L	SPL	ID	D	RH	CW/CCW	Familia/Family/Familia	112
0596	10	31.7	50.9	8	12	46.5		Horário		
0597	10	27.94	51.4	8	12	46.6		Horário		
0600	8	28.2	65	8	12	46.5		Anti-horário		
0806	12	31.8	51	8	12	46.5		Horário		
1024	10	33	51.5	8	13.01	46.5		Horário		
1063	9	35.5	51	8	13.01	46.5		Horário		
1567	12	37.6	51	8	13.01	46.5		Horário		
1716	10	39.67	51.5	8	12	46.5		Horário		
1717	10	27.5	51.5	8	12	46.5		Horário		

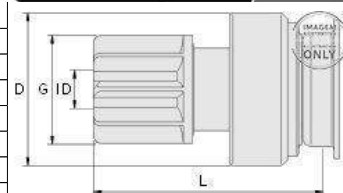


T	G	L	SPL	ID	D	RH	CW/CCW
Nº de Dentes # Of Pinon Teeth # De Los Dientes Del Pinón	Diâmetro Externo (mm) Pinon O.D. Piñon-Dimension	Comprimento (mm) Length Largo	Nº de Estrial # Of Splines # De Estrías	Diâmetro da Bucha (mm) Pinon I.D. Pinón-Dimensión Interna	Diâmetro da Capa (mm) Drive O.D. Dimensión Externa	Profundidade de Rebaixo Height of Rabbet Altura Del Rebajo	Horário/Anti Horário Clockwise/Counter Clockwise Horario/Antihorario

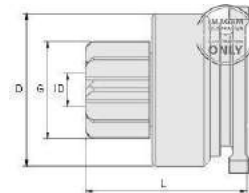
Nº ZEN	T	G	L	SPL	ID	D	RH	CW/CCW	Familia/Family/Familia	112
1774	13	34	51.7	8	12	46.5		Horário		
1807	12	39	63	8	13.01	46.5		Horário		



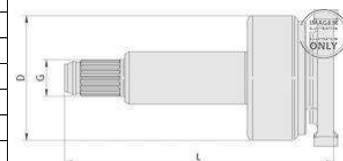
Nº ZEN	T	G	L	SPL	ID	D	RH	CW/CCW	Familia/Family/Familia	114
1018	8	28.2	75.5	8	12	46.6		Anti-horário		
1019	30	21.3	92.7	8	10.74	46.5		Anti-horário		
1702	13	40	76.3	8	12	46.5		Anti-horário		
1904	30	21.3	89.5	8	11	46.5		Anti-horário		
1906	30	21.3	90.6	8	11	46.5		Horário		



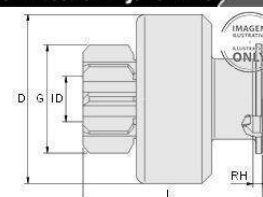
Nº ZEN	T	G	L	SPL	ID	D	RH	CW/CCW	Familia/Family/Familia	115
0890	23	54.4	46.5	12	12	45.3	1.85	Horário		
1192	10	27.94	47	12	12	46.5	2	Horário		
1193	9	30	47	12	12	46.5	2	Horário		
1199	12	31.8	47	12	12	46.5	2	Horário		
1208	10	26.82	47	12	12	46.5		Horário		
1217	9	37.18	59.5	12	12	48.7		Horário		
1224	10	27.9	46.6	12	12	45.3	1.85	Horário		
1225	9	30	46.5	12	12	45.3	1.85	Horário		
1226	12	31.8	46.5	12	12	45.3	1.85	Horário		
1228	10	26.82	46.5	12	12	45.3	1.85	Horário		
1539	12	37.6	46.5	12	12	45.3	1.85	Anti-horário		
1552	9	25.8	47	12	12	46.5	2	Horário		
1553	11	30	47	12	12	46.5	2	Horário		
1570	9	25.8	44.5	12	12	46.5	2	Horário		
1575	10	33.02	44.5	12	12	46.5	2	Horário		
1585	11	34.4	46.6	6	12.06	45.3	1.85	Horário		
1612	11	34.4	44.5	12	12	46.5	2	Horário		
1646	12	37.8	47	12	12	46.5	2	Horário		
1714	11	36	46.7	12	12	45.4	1.85	Horário		
1820	10	26.82	57.8	12	12	45.3	1.8	Horário		
1871	11	34.4	46.9	6	12.06	45.5		Horário		



Nº ZEN	T	G	L	SPL	ID	D	RH	CW/CCW	Familia/Family/Familia	116
0959	18	13.2	82	6		45.3		Horário		
1677	18	12.15	89.1	6		45.3		Anti-horário		

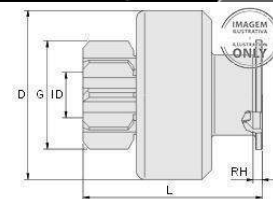


Nº ZEN	T	G	L	SPL	ID	D	RH	CW/CCW	Familia/Family/Familia	117
0915	9	25.8	55	9	12.06	46.5	4	Horário		
0978	10	40	61	10	12	60		Horário		
0990	10	26.82	55	9	12.1	46.5	4	Horário		
1020	8	28	38.5	10	12.51	46.5	2.5	Horário		
1021	8	28	48.5	10	12.5	46.5	2.5	Horário		
1134	10	27.94	55	9	12.1	46.5	4	Horário		
1532	8	28	61.5	10	12.51	46.5	2.5	Anti-horário		
1556	11	34.8	38.5	10	12.51	46.5	2.5	Horário		
1557	13	33.3	38.5	10	12.51	46.5	2.5	Horário		

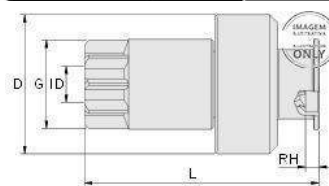


T	G	L	SPL	ID	D	RH	CW/CCW
Nº de Dentes # Of Pinon Teeth # De Los Dientes Del Pinón	Diâmetro Externo (mm) Pinon O.D. Piñon-Dimension	Comprimento (mm) Length Largo	Nº de Estrias # Of Splines # De Estrías	Diâmetro da Bucha (mm) Pinon I.D. Pinón-Dimensión Interna	Diâmetro da Capa (mm) Drive O.D. Dimensión Externa	Profundidade de Rebaixo Height of Rabbet Altura Del Rebajo	Horário/Anti Horário Clockwise/Counter Clockwise Horario/Antihorario

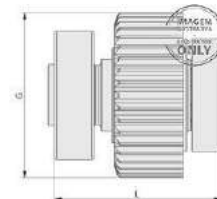
Nº ZEN	T	G	L	SPL	ID	D	RH	CW/CCW	Familia/Family/Familia	117
1617	11	34.4	55.5	9	12.06	46.6	4	Horário		
1745	9	25.8	40.5	8	12	46.5		Horário		
1762	10	27.94	44	10	12.5	46.5	2.5	Horário		
1775	8	28.2	43.6	8	12	46.5		Horário		
1779	10	27.94	38.6	10	12.51	46.5		Horário		
1781	10	27.94	48.2	8	12	46.5		Horário		
1787	9	29.6	43.3	8	12	46.5		Horário		
1788	11	35	43.3	8	12	46.5		Horário		
1847	8	28.2	40	8	12	46.5		Horário		
1911	13	34.5	39.8	8	10.03	46.3		Horário		
1912	10	27.94	36.3	8	10.03	43.6		Horário		
1913	11	30.05	36.3	8	10.03	43.6		Horário		
1923	10	27.94	40	8	12	46.5		Horário		
1949	10	27.94	42	8	12	46.5		Horário		
1950	8	28	42.2	8	12	46.5		Horário		



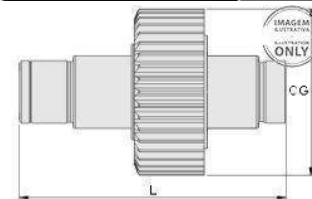
Nº ZEN	T	G	L	SPL	ID	D	RH	CW/CCW	Familia/Family/Familia	118
0687	9	29.64	78	5	12.5	46.5	4.5	Horário		
0828	9	29.64	66	5	12.5	46.5		Horário		
1016	8	28	75	10	12.5	46.5	2.5	Anti-horário		
1017	10	32.18	75	10	12.5	46.5	2.5	Anti-horário		



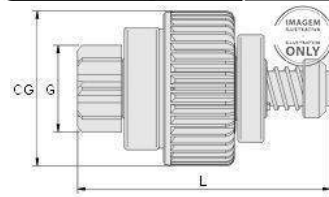
Nº ZEN	T	G	L	SPL	ID	D	RH	CW/CCW	Familia/Family/Familia	120
1221			52.4	10				Horário		
1947			53.5	11				Horário		



Nº ZEN	T	G	L	SPL	ID	D	RH	CW/CCW	Familia/Family/Familia	121
1211			80.5	10				Anti-horário		
1212			80.5	10				Horário		
1213			52	10				Anti-horário		

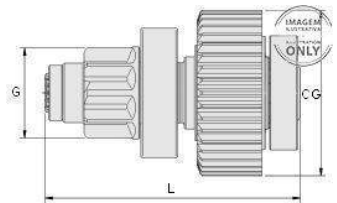


Nº ZEN	T	G	L	SPL	ID	D	RH	CW/CCW	Familia/Family/Familia	122
0737	9	29.6	87					Horário		
0790	9	36	87					Horário		
0791	8	28	87					Horário		
0793	8	28	94					Anti-horário		
0844	9	25.9	87					Horário		
0892	9	25.9	78.5					Anti-horário		
1207			50					Anti-horário		
1608	9	36	92					Horário		
1676	12	37.26	92.7					Horário		
1780	10	39.15	95.3					Horário		

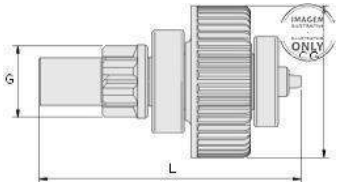


T	G	L	SPL	ID	D	RH	CW/CCW
Nº de Dentes # Of Pinon Teeth # De Los Dientes Del Pinón	Diâmetro Externo (mm) Pinon O.D. Piñon-Dimension	Comprimento (mm) Length Largo	Nº de Estrial # Of Splines # De Estrías	Diâmetro da Bucha (mm) Pinon I.D. Pinón-Dimensión Interna	Diâmetro da Capa (mm) Drive O.D. Dimensión Externa	Profundidade de Rebaixo Height of Rabbet Altura Del Rebajo	Horário/Anti Horário Clockwise/Counter Clockwise Horario/Antihorario

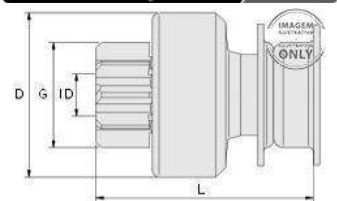
Nº ZEN	T	G	L	SPL	ID	D	RH	CW/CCW	Familia/Family/Familia	124
0750	11	29.3	83					Horário		
0817	10	28.2	83					Horário		
0818	9	29.6	83					Horário		
0921	11	40	102					Horário		
0946	9	33	102					Horário		
0947	9	29.64	102					Horário		
0954	10	37.8	83					Horário		
1097	10	37.8	102					Horário		
1201			52					Horário		
1215			64					Horário		
1555	13	40.8	110.5					Anti-horário		
1722	18	12.7	102					Horário		
1723	18	12.7	102					Anti-horário		
1863	9	29.64	83					Horário		
1864	9	29.64	110.5					Horário		
1905	11	34.8	133.5					Anti-horário		
1957	11	29.3	102					Horário		
1958	11	34.4	83					Anti-horário		



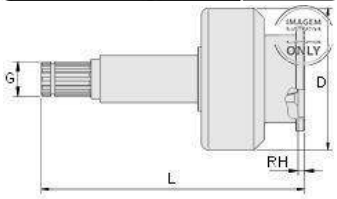
Nº ZEN	T	G	L	SPL	ID	D	RH	CW/CCW	Familia/Family/Familia	125
0815	9	29.3	99					Horário		
1548	9	29.3	95.7					Horário		



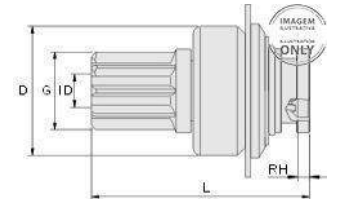
Nº ZEN	T	G	L	SPL	ID	D	RH	CW/CCW	Familia/Family/Familia	127
1088	11	29.5	56.5	12	12	46.5		Anti-horário		



Nº ZEN	T	G	L	SPL	ID	D	RH	CW/CCW	Familia/Family/Familia	128
1563	20	14.7	91	5		54.5	1.5	Horário		
1808	26	19.02	140.2	6		71.9	2.5	Horário		
1921	20	14.7	110	5		60.5	2.5	Horário		

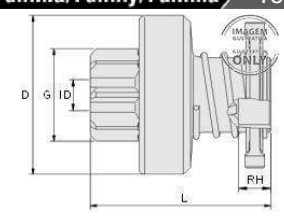


Nº ZEN	T	G	L	SPL	ID	D	RH	CW/CCW	Familia/Family/Familia	129
0860	10	27.94	73	9	12.1	46.5	4	Anti-horário		
1133	9	25.8	55	9	12.1	46.5	4	Horário		

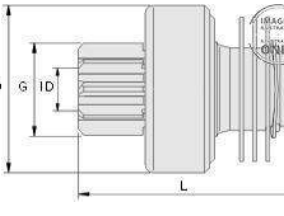


T	G	L	SPL	ID	D	RH	CW/CCW
Nº de Dentes # Of Pinon Teeth # De Los Dientes Del Pinón	Diâmetro Externo (mm) Pinon O.D. Piñon-Dimension	Comprimento (mm) Length Largo	Nº de Estrial # Of Splines # De Estrías	Diâmetro da Bucha (mm) Pinon I.D. Pinón-Dimensión Interna	Diâmetro da Capa (mm) Drive O.D. Dimensión Externa	Profundidade de Rebaixo Height of Rabbet Altura Del Rebajo	Horário/Anti Horário Clockwise/Counter Clockwise Horario/Antihorario

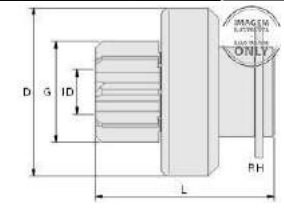
Nº ZEN	T	G	L	SPL	ID	D	RH	CW/CCW	Familia/Family/Familia	130
1630	9	29	64	10	12	54.5	11	Horário		



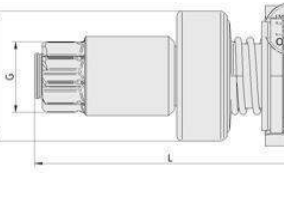
Nº ZEN	T	G	L	SPL	ID	D	RH	CW/CCW	Familia/Family/Familia	131
0926	9	25.8	56.5	12	12	46.5	0.5	Horário		



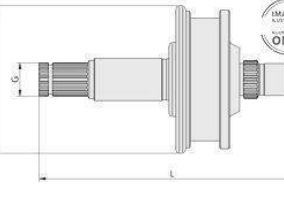
Nº ZEN	T	G	L	SPL	ID	D	RH	CW/CCW	Familia/Family/Familia	132
10003	9	25.82	47	6	12	46.5		Horário		
1048	8	28.2	45.5	6	12	43.5		Horário		
1614	10	27.5	47	6	12	46.5		Horário		
1886	10	27.5	50.6	6	12.06	46.5		Horário		



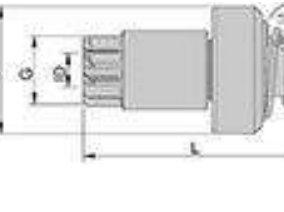
Nº ZEN	T	G	L	SPL	ID	D	RH	CW/CCW	Familia/Family/Familia	133
1069	10	27.94	81	16	11	46.5		Anti-horário		
1108	9	25.8	80.5	16	11	46.5		Anti-horário		



Nº ZEN	T	G	L	SPL	ID	D	RH	CW/CCW	Familia/Family/Familia	134
0957	20	14.7	116.8	10		64.8		Horário		
1046	20	14.7	126	10		64.8		Horário		
1047	20	14.7	119	10		64.8		Horário		

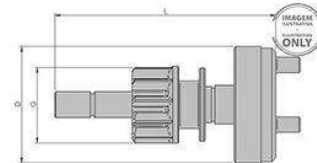


Nº ZEN	T	G	L	SPL	ID	D	RH	CW/CCW	Familia/Family/Familia	138
1712	9	25.8	82.3	11	11	46.6		Anti-horário		
1741	10	27.94	80.4	11	11	46.6		Anti-horário		
1856	11	27.5	90.8	16	11	50.1		Anti-horário		

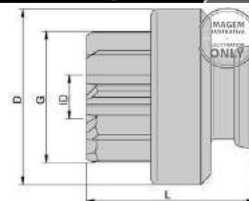


T	G	L	SPL	ID	D	RH	CW/CCW
Nº de Dentes # Of Pinon Teeth # De Los Dientes Del Pinón	Diâmetro Externo (mm) Pinon O.D. Piñon-Dimension	Comprimento (mm) Length Largo	Nº de Estrial # Of Splines # De Estrías	Diâmetro da Bucha (mm) Pinon I.D. Pinón-Dimensión Interna	Diâmetro da Capa (mm) Drive O.D. Dimensión Externa	Profundidade de Rebaixo Height of Rabbet Altura Del Rebajo	Horário/Anti Horário Clockwise/Counter Clockwise Horario/Antihorario

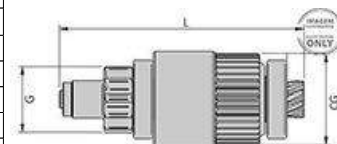
Nº ZEN	T	G	L	SPL	ID	D	RH	CW/CCW	Familia/Family/Familia	139
1875	9	29.6	85.7			45.3		Horário		
1879	11	29.7	85.7			45.3		Horário		



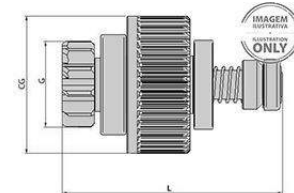
Nº ZEN	T	G	L	SPL	ID	D	RH	CW/CCW	Familia/Family/Familia	143
1813	9	29.64	43.5	10	11.02	45.9		Horário		
1816	9	34.1	43.5	10	11.08	45.9		Horário		
1841	10	32	43.5	10	11.02	45.9		Horário		
1887	9	29.64	50	10	11.02	45.9		Horário		
1902	11	30	43.5	10	11.02	45.9		Horário		
1942	12	31.8	43.5	10	11.02	45.9		Horário		
1943	11	35.4	51.5	10	11.02	45.9		Horário		



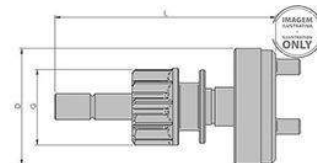
Nº ZEN	T	G	L	SPL	ID	D	RH	CW/CCW	Familia/Family/Familia	144
1827	11	40	146.3					Horário		
1830	12	44.9	146.3					Horário		



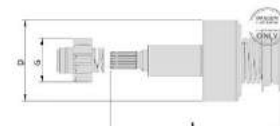
Nº ZEN	T	G	L	SPL	ID	D	RH	CW/CCW	Familia/Family/Familia	145
1861	9	33	95.3					Horário		
1862	9	36	95.3					Horário		



Nº ZEN	T	G	L	SPL	ID	D	RH	CW/CCW	Familia/Family/Familia	146
1877	10	27.8	81.2			44.2		Horário		



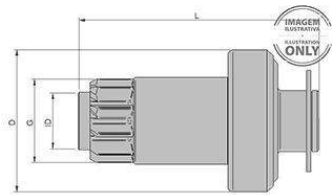
Nº ZEN	T	G	L	SPL	ID	D	RH	CW/CCW	Familia/Family/Familia	148
1888	9	35.5	136	6	15.1	64.6		Horário		



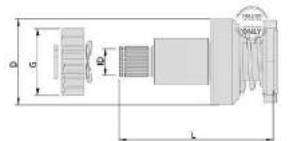


T	G	L	SPL	ID	D	RH	CW/CCW
Nº de Dentes # Of Pinon Teeth # De Los Dientes Del Pinón	Diâmetro Externo (mm) Pinon O.D. Piñon-Dimension	Comprimento (mm) Length Largo	Nº de Estrial # Of Splines # De Estrías	Diâmetro da Bucha (mm) Pinon I.D. Pinón-Dimensión Interna	Diâmetro da Capa (mm) Drive O.D. Dimensión Externa	Profundidade de Rebaixo Height of Rabbet Altura Del Rebajo	Horário/Anti Horário Clockwise/Counter Clockwise Horario/Antihorario

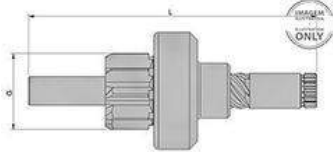
Nº ZEN	T	G	L	SPL	ID	D	RH	CW/CCW	Familia/Family/Familia	149
1890	10	28.36	81.8	10	12.06	48.7	15.8	Anti-horário		
1891	10	28.36	89	10	12.06	48.7	15.8	Anti-horário		



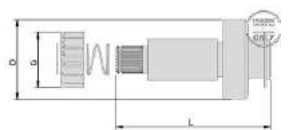
Nº ZEN	T	G	L	SPL	ID	D	RH	CW/CCW	Familia/Family/Familia	151
1803	13	34.65	97.85	16		45.8		Anti-horário		



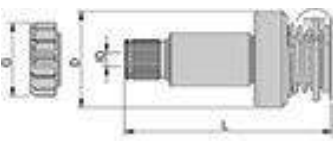
Nº ZEN	T	G	L	SPL	ID	D	RH	CW/CCW	Familia/Family/Familia	155
1849	9	29.64	110.7	6	11	45.3		Horário		



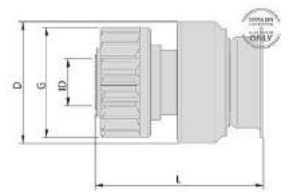
Nº ZEN	T	G	L	SPL	ID	D	RH	CW/CCW	Familia/Family/Familia	158
1934	13	34.65	96.5	4	12	49.8		Anti-horário		



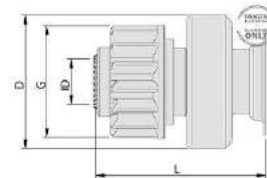
Nº ZEN	T	G	L	SPL	ID	D	RH	CW/CCW	Familia/Family/Familia	159
1826	13	34.4	98	16	14.25	50.7		Anti-horário		



Nº ZEN	T	G	L	SPL	ID	D	RH	CW/CCW	Familia/Family/Familia	161
1922	17	41.8	64.1	4	12	46.5		Horário		



T	G	L	SPL	ID	D	RH	CW/CW
Nº de Dentes	Diâmetro Externo (mm)	Comprimento (mm)	Nº de Estrial	Diâmetro da Bucha (mm)	Diâmetro da Capa (mm)	Profundidade de Rebaixo	Horário/Anti Horário
# Of Pinon Teeth	Pinon O.D.	Length	# Of Splines	Pinon I.D.	Drive O.D.	Height of Rabbet	Clockwise/Counter Clockwise
# De Los Dientes Del Pinón	Piñon-Dimension	Largo	# De Estrías	Pinón-Dimensión Interna	Dimensión Externa	Altura Del Rebajo	Horario/Antihorario

[illegible]

T	G	L	SPL	ID	CT	D	FAM	CW/CCW
Nº de Dentes # Of Pinion Teeth # De Los Dientes Del Pinón	Ø Externo (mm) Pinon O.D. Piñon - Ø Externa	Comprimento Total (mm) Length Largo	Nº de Estrias # Of Splines # De Estriás	Ø da Bucha (mm) Pinon I.D. Pinón - Ø Interna	Nº Dentes Coroa # Barrel Gear Teeth # Dientes de la Corona	Ø da Capa (mm) Drive O.D. Ø Externa	Família Family Familia	Horário/Anti Horário Clockwise/Counter Clockwise Horario/Antihorario

<div><div>0001</div><div></div><div>APLICAÇÃO Application / Aplicación Pg. 196</div></div>	<div><div>1.01.0001.0</div><div><div><div>T</div><div>9</div></div><div><div>G</div><div>29.64</div></div><div><div>L</div><div>73.5</div></div><div><div>SPL</div><div>6</div></div><div><div>ID</div><div>14.3</div></div><div><div>D</div><div>54.5</div></div><div><div>FAM</div><div>020</div></div><div><div>CW/CCW</div><div>Horário</div></div></div></div>	<div><div>0005</div><div></div><div>APLICAÇÃO Application / Aplicación Pg. 196</div></div>	<div><div>1.01.0005.0</div><div><div><div>T</div><div>9</div></div><div><div>G</div><div>29.64</div></div><div><div>L</div><div>73.5</div></div><div><div>SPL</div><div>6</div></div><div><div>ID</div><div>14.3</div></div><div><div>D</div><div>46.5</div></div><div><div>FAM</div><div>020</div></div><div><div>CW/CCW</div><div>Horário</div></div></div></div>	<div><div>0006</div><div></div><div>APLICAÇÃO Application / Aplicación Pg. 196</div></div>	<div><div>1.01.0006.0</div><div><div><div>T</div><div>9</div></div><div><div>G</div><div>29.64</div></div><div><div>L</div><div>74.5</div></div><div><div>SPL</div><div>3</div></div><div><div>ID</div><div>14.26</div></div><div><div>D</div><div>46.5</div></div><div><div>FAM</div><div>023</div></div><div><div>CW/CCW</div><div>Anti-horário</div></div></div></div>	<div><div>0010</div><div></div><div>APLICAÇÃO Application / Aplicación Pg. 196</div></div>	<div><div>1.01.0010.0</div><div><div><div>T</div><div>9</div></div><div><div>G</div><div>25.8</div></div><div><div>L</div><div>75</div></div><div><div>SPL</div><div>6</div></div><div><div>ID</div><div>12</div></div><div><div>D</div><div>46.2</div></div><div><div>FAM</div><div>020</div></div><div><div>CW/CCW</div><div>Horário</div></div></div></div>
<div><div>0013</div><div></div><div>APLICAÇÃO Application / Aplicación Pg. 196</div></div>	<div><div>1.01.0013.0</div><div><div><div>T</div><div>9</div></div><div><div>G</div><div>25.8</div></div><div><div>L</div><div>75.5</div></div><div><div>SPL</div><div>3</div></div><div><div>ID</div><div>12</div></div><div><div>D</div><div>46.2</div></div><div><div>FAM</div><div>020</div></div><div><div>CW/CCW</div><div>Horário</div></div></div></div>	<div><div>0015</div><div></div><div>APLICAÇÃO Application / Aplicación Pg. 196</div></div>	<div><div>1.01.0015.0</div><div><div><div>T</div><div>9</div></div><div><div>G</div><div>29.64</div></div><div><div>L</div><div>77.5</div></div><div><div>SPL</div><div>3</div></div><div><div>ID</div><div>14.26</div></div><div><div>D</div><div>46.6</div></div><div><div>FAM</div><div>021</div></div><div><div>CW/CCW</div><div>Horário</div></div></div></div>	<div><div>0020</div><div></div><div>APLICAÇÃO Application / Aplicación Pg. 197</div></div>	<div><div>1.01.0020.0</div><div><div><div>T</div><div>9</div></div><div><div>G</div><div>25.8</div></div><div><div>L</div><div>80.5</div></div><div><div>SPL</div><div>3</div></div><div><div>ID</div><div>12</div></div><div><div>D</div><div>46.2</div></div><div><div>FAM</div><div>020</div></div><div><div>CW/CCW</div><div>Horário</div></div></div></div>	<div><div>0024</div><div></div><div>APLICAÇÃO Application / Aplicación Pg. 197</div></div>	<div><div>1.01.0024.0</div><div><div><div>T</div><div>10</div></div><div><div>G</div><div>40</div></div><div><div>L</div><div>79.5</div></div><div><div>SPL</div><div>6</div></div><div><div>ID</div><div>14.29</div></div><div><div>D</div><div>60</div></div><div><div>FAM</div><div>020</div></div><div><div>CW/CCW</div><div>Horário</div></div></div></div>
<div><div>0025</div><div></div><div>APLICAÇÃO Application / Aplicación Pg. 197</div></div>	<div><div>1.01.0025.0</div><div><div><div>T</div><div>9</div></div><div><div>G</div><div>34.8</div></div><div><div>L</div><div>76.5</div></div><div><div>SPL</div><div>6</div></div><div><div>ID</div><div>14.3</div></div><div><div>D</div><div>60</div></div><div><div>FAM</div><div>020</div></div><div><div>CW/CCW</div><div>Horário</div></div></div></div>	<div><div>0028</div><div></div><div>APLICAÇÃO Application / Aplicación Pg. 197</div></div>	<div><div>1.01.0028.0</div><div><div><div>T</div><div>9</div></div><div><div>G</div><div>34.8</div></div><div><div>L</div><div>90</div></div><div><div>SPL</div><div>3</div></div><div><div>ID</div><div>14.29</div></div><div><div>D</div><div>54.5</div></div><div><div>FAM</div><div>021</div></div><div><div>CW/CCW</div><div>Horário</div></div></div></div>	<div><div>0044</div><div></div><div>APLICAÇÃO Application / Aplicación Pg. 198</div></div>	<div><div>1.01.0044.0</div><div><div><div>T</div><div>9</div></div><div><div>G</div><div>25.8</div></div><div><div>L</div><div>78</div></div><div><div>SPL</div><div>3</div></div><div><div>ID</div><div>12</div></div><div><div>D</div><div>46.6</div></div><div><div>FAM</div><div>021</div></div><div><div>CW/CCW</div><div>Horário</div></div></div></div>	<div><div>0045</div><div></div><div>APLICAÇÃO Application / Aplicación Pg. 198</div></div>	<div><div>1.01.0045.0</div><div><div><div>T</div><div>9</div></div><div><div>G</div><div>25.8</div></div><div><div>L</div><div>80.5</div></div><div><div>SPL</div><div>6</div></div><div><div>ID</div><div>12</div></div><div><div>D</div><div>46.2</div></div><div><div>FAM</div><div>020</div></div><div><div>CW/CCW</div><div>Horário</div></div></div></div>
<div><div>0046</div><div></div><div>APLICAÇÃO Application / Aplicación Pg. 198</div></div>	<div><div>1.01.0046.0</div><div><div><div>T</div><div>9</div></div><div><div>G</div><div>25.8</div></div><div><div>L</div><div>90</div></div><div><div>SPL</div><div>3</div></div><div><div>ID</div><div>12</div></div><div><div>D</div><div>45.5</div></div><div><div>FAM</div><div>021</div></div><div><div>CW/CCW</div><div>Horário</div></div></div></div>	<div><div>0050</div><div></div><div>APLICAÇÃO Application / Aplicación Pg. 198</div></div>	<div><div>1.01.0050.0</div><div><div><div>T</div><div>10</div></div><div><div>G</div><div>33</div></div><div><div>L</div><div>75</div></div><div><div>SPL</div><div>6</div></div><div><div>ID</div><div>12</div></div><div><div>D</div><div>46.6</div></div><div><div>FAM</div><div>020</div></div><div><div>CW/CCW</div><div>Horário</div></div></div></div>	<div><div>0053</div><div></div><div>APLICAÇÃO Application / Aplicación Pg. 199</div></div>	<div><div>1.01.0053.0</div><div><div><div>T</div><div>9</div></div><div><div>G</div><div>25.8</div></div><div><div>L</div><div>71.8</div></div><div><div>SPL</div><div>12</div></div><div><div>ID</div><div>12</div></div><div><div>D</div><div>46.5</div></div><div><div>FAM</div><div>006</div></div><div><div>CW/CCW</div><div>Horário</div></div></div></div>	<div><div>0054</div><div></div><div>APLICAÇÃO Application / Aplicación Pg. 199</div></div>	<div><div>1.01.0054.0</div><div><div><div>T</div><div>9</div></div><div><div>G</div><div>25.8</div></div><div><div>L</div><div>77</div></div><div><div>SPL</div><div>3</div></div><div><div>ID</div><div>12</div></div><div><div>D</div><div>46.6</div></div><div><div>FAM</div><div>035</div></div><div><div>CW/CCW</div><div>Horário</div></div></div></div>

T	G	L	SPL	ID	CT	D	FAM	CW/CCW
Nº de Dentes # Of Pinion Teeth # De Los Dientes Del Pinón	Ø Externo (mm) Pinon O.D. Piñon - Ø Externa	Comprimento Total (mm) Length Largo	Nº de Estrias # Of Splines # De Estriás	Ø da Bucha (mm) Pinon I.D. Pinón - Ø Interna	Nº Dentes Coroa # Barrel Gear Teeth # Dientes de la Corona	Ø da Capa (mm) Drive O.D. Ø Externa	Família Family Familia	Horário/Anti Horário Clockwise/Counter Clockwise Horario/Antihorario

<div>0056</div> <div></div> <div>APLICAÇÃO Application / Aplicación Pg. 199</div>	<div>1.01.0056.0</div> <table><tr><td>T</td><td>9</td></tr><tr><td>G</td><td>29.64</td></tr><tr><td>L</td><td>73.5</td></tr><tr><td>SPL</td><td>6</td></tr><tr><td>ID</td><td>12</td></tr><tr><td>D</td><td>46.5</td></tr><tr><td>FAM</td><td>020</td></tr><tr><td>CW/CCW</td><td>Horário</td></tr></table>	T	9	G	29.64	L	73.5	SPL	6	ID	12	D	46.5	FAM	020	CW/CCW	Horário	<div>0060</div> <div></div> <div>APLICAÇÃO Application / Aplicación Pg. 199</div>	<div>1.01.0060.0</div> <table><tr><td>T</td><td>10</td></tr><tr><td>G</td><td>40</td></tr><tr><td>L</td><td>91.5</td></tr><tr><td>SPL</td><td>3</td></tr><tr><td>ID</td><td>14.26</td></tr><tr><td>D</td><td>60</td></tr><tr><td>FAM</td><td>021</td></tr><tr><td>CW/CCW</td><td>Horário</td></tr></table>	T	10	G	40	L	91.5	SPL	3	ID	14.26	D	60	FAM	021	CW/CCW	Horário	<div>0065</div> <div></div> <div>APLICAÇÃO Application / Aplicación Pg. 200</div>	<div>1.01.0065.0</div> <table><tr><td>T</td><td>9</td></tr><tr><td>G</td><td>25.816</td></tr><tr><td>L</td><td>62</td></tr><tr><td>SPL</td><td>10</td></tr><tr><td>ID</td><td>11.08</td></tr><tr><td>D</td><td>46.3</td></tr><tr><td>FAM</td><td>007</td></tr><tr><td>CW/CCW</td><td>Anti-horário</td></tr></table>	T	9	G	25.816	L	62	SPL	10	ID	11.08	D	46.3	FAM	007	CW/CCW	Anti-horário	<div>0068</div> <div></div> <div>APLICAÇÃO Application / Aplicación Pg. 200</div>	<div>1.01.0068.0</div> <table><tr><td>T</td><td>9</td></tr><tr><td>G</td><td>25.8</td></tr><tr><td>L</td><td>64</td></tr><tr><td>SPL</td><td>10</td></tr><tr><td>ID</td><td>12</td></tr><tr><td>D</td><td>46.5</td></tr><tr><td>FAM</td><td>002</td></tr><tr><td>CW/CCW</td><td>Horário</td></tr></table>	T	9	G	25.8	L	64	SPL	10	ID	12	D	46.5	FAM	002	CW/CCW	Horário
T	9																																																																						
G	29.64																																																																						
L	73.5																																																																						
SPL	6																																																																						
ID	12																																																																						
D	46.5																																																																						
FAM	020																																																																						
CW/CCW	Horário																																																																						
T	10																																																																						
G	40																																																																						
L	91.5																																																																						
SPL	3																																																																						
ID	14.26																																																																						
D	60																																																																						
FAM	021																																																																						
CW/CCW	Horário																																																																						
T	9																																																																						
G	25.816																																																																						
L	62																																																																						
SPL	10																																																																						
ID	11.08																																																																						
D	46.3																																																																						
FAM	007																																																																						
CW/CCW	Anti-horário																																																																						
T	9																																																																						
G	25.8																																																																						
L	64																																																																						
SPL	10																																																																						
ID	12																																																																						
D	46.5																																																																						
FAM	002																																																																						
CW/CCW	Horário																																																																						
<div>0077</div> <div></div> <div>APLICAÇÃO Application / Aplicación Pg. 200</div>	<div>1.01.0077.0</div> <table><tr><td>T</td><td>9</td></tr><tr><td>G</td><td>29.64</td></tr><tr><td>L</td><td>64</td></tr><tr><td>SPL</td><td>10</td></tr><tr><td>ID</td><td>12</td></tr><tr><td>D</td><td>46.5</td></tr><tr><td>FAM</td><td>007</td></tr><tr><td>CW/CCW</td><td>Horário</td></tr></table>	T	9	G	29.64	L	64	SPL	10	ID	12	D	46.5	FAM	007	CW/CCW	Horário	<div>0080</div> <div></div> <div>APLICAÇÃO Application / Aplicación Pg. 200</div>	<div>1.01.0080.0</div> <table><tr><td>T</td><td>9</td></tr><tr><td>G</td><td>25.8</td></tr><tr><td>L</td><td>68.5</td></tr><tr><td>SPL</td><td>10</td></tr><tr><td>ID</td><td>12</td></tr><tr><td>D</td><td>46.3</td></tr><tr><td>FAM</td><td>049</td></tr><tr><td>CW/CCW</td><td>Horário</td></tr></table>	T	9	G	25.8	L	68.5	SPL	10	ID	12	D	46.3	FAM	049	CW/CCW	Horário	<div>0082</div> <div></div> <div>APLICAÇÃO Application / Aplicación Pg. 200</div>	<div>1.01.0082.0</div> <table><tr><td>T</td><td>10</td></tr><tr><td>G</td><td>26.82</td></tr><tr><td>L</td><td>66</td></tr><tr><td>SPL</td><td>10</td></tr><tr><td>ID</td><td>12</td></tr><tr><td>D</td><td>46.5</td></tr><tr><td>FAM</td><td>007</td></tr><tr><td>CW/CCW</td><td>Horário</td></tr></table>	T	10	G	26.82	L	66	SPL	10	ID	12	D	46.5	FAM	007	CW/CCW	Horário	<div>0085</div> <div></div> <div>APLICAÇÃO Application / Aplicación Pg. 201</div>	<div>1.01.0085.0</div> <table><tr><td>T</td><td>9</td></tr><tr><td>G</td><td>34.8</td></tr><tr><td>L</td><td>79</td></tr><tr><td>SPL</td><td>6</td></tr><tr><td>ID</td><td>14.26</td></tr><tr><td>D</td><td>60</td></tr><tr><td>FAM</td><td>020</td></tr><tr><td>CW/CCW</td><td>Horário</td></tr></table>	T	9	G	34.8	L	79	SPL	6	ID	14.26	D	60	FAM	020	CW/CCW	Horário
T	9																																																																						
G	29.64																																																																						
L	64																																																																						
SPL	10																																																																						
ID	12																																																																						
D	46.5																																																																						
FAM	007																																																																						
CW/CCW	Horário																																																																						
T	9																																																																						
G	25.8																																																																						
L	68.5																																																																						
SPL	10																																																																						
ID	12																																																																						
D	46.3																																																																						
FAM	049																																																																						
CW/CCW	Horário																																																																						
T	10																																																																						
G	26.82																																																																						
L	66																																																																						
SPL	10																																																																						
ID	12																																																																						
D	46.5																																																																						
FAM	007																																																																						
CW/CCW	Horário																																																																						
T	9																																																																						
G	34.8																																																																						
L	79																																																																						
SPL	6																																																																						
ID	14.26																																																																						
D	60																																																																						
FAM	020																																																																						
CW/CCW	Horário																																																																						
<div>0104</div> <div></div> <div>APLICAÇÃO Application / Aplicación Pg. 201</div>	<div>1.01.0104.0</div> <table><tr><td>T</td><td>9</td></tr><tr><td>G</td><td>25.8</td></tr><tr><td>L</td><td>72</td></tr><tr><td>SPL</td><td>6</td></tr><tr><td>ID</td><td>12</td></tr><tr><td>D</td><td>46.5</td></tr><tr><td>FAM</td><td>017</td></tr><tr><td>CW/CCW</td><td>Horário</td></tr></table>	T	9	G	25.8	L	72	SPL	6	ID	12	D	46.5	FAM	017	CW/CCW	Horário	<div>0108</div> <div></div> <div>APLICAÇÃO Application / Aplicación Pg. 201</div>	<div>1.01.0108.0</div> <table><tr><td>T</td><td>9</td></tr><tr><td>G</td><td>25.8</td></tr><tr><td>L</td><td>64</td></tr><tr><td>SPL</td><td>10</td></tr><tr><td>ID</td><td>12</td></tr><tr><td>D</td><td>46.7</td></tr><tr><td>FAM</td><td>001</td></tr><tr><td>CW/CCW</td><td>Horário</td></tr></table>	T	9	G	25.8	L	64	SPL	10	ID	12	D	46.7	FAM	001	CW/CCW	Horário	<div>0111</div> <div></div> <div>APLICAÇÃO Application / Aplicación Pg. 201</div>	<div>1.01.0111.0</div> <table><tr><td>T</td><td>11</td></tr><tr><td>G</td><td>29.5</td></tr><tr><td>L</td><td>64</td></tr><tr><td>SPL</td><td>10</td></tr><tr><td>ID</td><td>12</td></tr><tr><td>D</td><td>46.5</td></tr><tr><td>FAM</td><td>001</td></tr><tr><td>CW/CCW</td><td>Horário</td></tr></table>	T	11	G	29.5	L	64	SPL	10	ID	12	D	46.5	FAM	001	CW/CCW	Horário	<div>0115</div> <div></div> <div>APLICAÇÃO Application / Aplicación Pg. 202</div>	<div>1.01.0115.0</div> <table><tr><td>T</td><td>9</td></tr><tr><td>G</td><td>25.8</td></tr><tr><td>L</td><td>66</td></tr><tr><td>SPL</td><td>10</td></tr><tr><td>ID</td><td>12</td></tr><tr><td>D</td><td>46.5</td></tr><tr><td>FAM</td><td>009</td></tr><tr><td>CW/CCW</td><td>Horário</td></tr></table>	T	9	G	25.8	L	66	SPL	10	ID	12	D	46.5	FAM	009	CW/CCW	Horário
T	9																																																																						
G	25.8																																																																						
L	72																																																																						
SPL	6																																																																						
ID	12																																																																						
D	46.5																																																																						
FAM	017																																																																						
CW/CCW	Horário																																																																						
T	9																																																																						
G	25.8																																																																						
L	64																																																																						
SPL	10																																																																						
ID	12																																																																						
D	46.7																																																																						
FAM	001																																																																						
CW/CCW	Horário																																																																						
T	11																																																																						
G	29.5																																																																						
L	64																																																																						
SPL	10																																																																						
ID	12																																																																						
D	46.5																																																																						
FAM	001																																																																						
CW/CCW	Horário																																																																						
T	9																																																																						
G	25.8																																																																						
L	66																																																																						
SPL	10																																																																						
ID	12																																																																						
D	46.5																																																																						
FAM	009																																																																						
CW/CCW	Horário																																																																						
<div>0118</div> <div></div> <div>APLICAÇÃO Application / Aplicación Pg. 202</div>	<div>1.01.0118.0</div> <table><tr><td>T</td><td>10</td></tr><tr><td>G</td><td>40</td></tr><tr><td>L</td><td>91</td></tr><tr><td>SPL</td><td>10</td></tr><tr><td>ID</td><td>14.26</td></tr><tr><td>D</td><td>60</td></tr><tr><td>FAM</td><td>014</td></tr><tr><td>CW/CCW</td><td>Horário</td></tr></table>	T	10	G	40	L	91	SPL	10	ID	14.26	D	60	FAM	014	CW/CCW	Horário	<div>0119</div> <div></div> <div>APLICAÇÃO Application / Aplicación Pg. 202</div>	<div>1.01.0119.0</div> <table><tr><td>T</td><td>9</td></tr><tr><td>G</td><td>29.64</td></tr><tr><td>L</td><td>66.5</td></tr><tr><td>SPL</td><td>10</td></tr><tr><td>ID</td><td>12.51</td></tr><tr><td>D</td><td>46.5</td></tr><tr><td>FAM</td><td>048</td></tr><tr><td>CW/CCW</td><td>Anti-horário</td></tr></table>	T	9	G	29.64	L	66.5	SPL	10	ID	12.51	D	46.5	FAM	048	CW/CCW	Anti-horário	<div>0120</div> <div></div> <div>APLICAÇÃO Application / Aplicación Pg. 202</div>	<div>1.01.0120.0</div> <table><tr><td>T</td><td>9</td></tr><tr><td>G</td><td>25.8</td></tr><tr><td>L</td><td>70.8</td></tr><tr><td>SPL</td><td>6</td></tr><tr><td>ID</td><td>11.5</td></tr><tr><td>D</td><td>46.5</td></tr><tr><td>FAM</td><td>048</td></tr><tr><td>CW/CCW</td><td>Horário</td></tr></table>	T	9	G	25.8	L	70.8	SPL	6	ID	11.5	D	46.5	FAM	048	CW/CCW	Horário	<div>0126</div> <div></div> <div>APLICAÇÃO Application / Aplicación Pg. 203</div>	<div>1.01.0126.0</div> <table><tr><td>T</td><td>9</td></tr><tr><td>G</td><td>25.8</td></tr><tr><td>L</td><td>72</td></tr><tr><td>SPL</td><td>6</td></tr><tr><td>ID</td><td>12</td></tr><tr><td>D</td><td>46.5</td></tr><tr><td>FAM</td><td>017</td></tr><tr><td>CW/CCW</td><td>Horário</td></tr></table>	T	9	G	25.8	L	72	SPL	6	ID	12	D	46.5	FAM	017	CW/CCW	Horário
T	10																																																																						
G	40																																																																						
L	91																																																																						
SPL	10																																																																						
ID	14.26																																																																						
D	60																																																																						
FAM	014																																																																						
CW/CCW	Horário																																																																						
T	9																																																																						
G	29.64																																																																						
L	66.5																																																																						
SPL	10																																																																						
ID	12.51																																																																						
D	46.5																																																																						
FAM	048																																																																						
CW/CCW	Anti-horário																																																																						
T	9																																																																						
G	25.8																																																																						
L	70.8																																																																						
SPL	6																																																																						
ID	11.5																																																																						
D	46.5																																																																						
FAM	048																																																																						
CW/CCW	Horário																																																																						
T	9																																																																						
G	25.8																																																																						
L	72																																																																						
SPL	6																																																																						
ID	12																																																																						
D	46.5																																																																						
FAM	017																																																																						
CW/CCW	Horário																																																																						

T	G	L	SPL	ID	CT	D	FAM	CW/CCW
Nº de Dentes # Of Pinon Teeth # De Los Dientes Del Pinón	Ø Externo (mm) Pinon O.D. Piñon - Ø Externa	Comprimento Total (mm) Length Largo	Nº de Estrias # Of Splines # De Estriás	Ø da Bucha (mm) Pinon I.D. Pinón - Ø Interna	Nº Dentes Coroa # Barrel Gear Teeth # Dientes de la Corona	Ø da Capa (mm) Drive O.D. Ø Externa	Família Family Familia	Horário/Anti Horário Clockwise/Counter Clockwise Horario/Antihorario

<div><div>0131</div><div></div><div>APLICAÇÃO Application / Aplicación Pg. 203</div></div> <div><div>1.01.0131.0</div><div><div>T9</div><div>G25.8</div><div>L66.5</div><div>SPL10</div><div>ID11</div><div>D46.5</div><div>FAM048</div><div>CW/CCWAnti-horário</div></div></div>	<div><div>0135</div><div></div><div>APLICAÇÃO Application / Aplicación Pg. 203</div></div> <div><div>1.01.0135.0</div><div><div>T9</div><div>G25.8</div><div>L77</div><div>SPL12</div><div>ID12</div><div>D46.5</div><div>FAM004</div><div>CW/CCWHorário</div></div></div>	<div><div>0139</div><div></div><div>APLICAÇÃO Application / Aplicación Pg. 203</div></div> <div><div>1.01.0139.0</div><div><div>T9</div><div>G25.8</div><div>L64</div><div>SPL10</div><div>ID12</div><div>D46.5</div><div>FAM007</div><div>CW/CCWHorário</div></div></div>	<div><div>0140</div><div></div><div>APLICAÇÃO Application / Aplicación Pg. 204</div></div> <div><div>1.01.0140.0</div><div><div>T9</div><div>G29.64</div><div>L82</div><div>SPL10</div><div>ID12.5</div><div>D46.6</div><div>FAM050</div><div>CW/CCWHorário</div></div></div>
<div><div>0141</div><div></div><div>APLICAÇÃO Application / Aplicación Pg. 204</div></div> <div><div>1.01.0141.0</div><div><div>T9</div><div>G29.64</div><div>L62</div><div>SPL10</div><div>ID13</div><div>D46.5</div><div>FAM026</div><div>CW/CCWHorário</div></div></div>	<div><div>0144</div><div></div><div>APLICAÇÃO Application / Aplicación Pg. 204</div></div> <div><div>1.01.0144.0</div><div><div>T9</div><div>G29.64</div><div>L60.5</div><div>SPL8</div><div>ID12.8</div><div>D45.5</div><div>FAM030</div><div>CW/CCWHorário</div></div></div>	<div><div>0158</div><div></div><div>APLICAÇÃO Application / Aplicación Pg. 204</div></div> <div><div>1.01.0158.0</div><div><div>T9</div><div>G25.8</div><div>L70</div><div>SPL9</div><div>ID12</div><div>D46.5</div><div>FAM017</div><div>CW/CCWHorário</div></div></div>	<div><div>0160</div><div></div><div>APLICAÇÃO Application / Aplicación Pg. 205</div></div> <div><div>1.01.0160.0</div><div><div>T9</div><div>G29.64</div><div>L74</div><div>SPL3</div><div>ID12.06</div><div>D46.5</div><div>FAM026</div><div>CW/CCWHorário</div></div></div>
<div><div>0161</div><div></div><div>APLICAÇÃO Application / Aplicación Pg. 205</div></div> <div><div>1.01.0161.0</div><div><div>T9</div><div>G25.8</div><div>L74</div><div>SPL3</div><div>ID12</div><div>D46.5</div><div>FAM026</div><div>CW/CCWHorário</div></div></div>	<div><div>0162</div><div></div><div>APLICAÇÃO Application / Aplicación Pg. 205</div></div> <div><div>1.01.0162.0</div><div><div>T9</div><div>G29.64</div><div>L64.5</div><div>SPL9</div><div>ID12.06</div><div>D46.6</div><div>FAM005</div><div>CW/CCWHorário</div></div></div>	<div><div>0183</div><div></div><div>APLICAÇÃO Application / Aplicación Pg. 205</div></div> <div><div>1.01.0183.0</div><div><div>T9</div><div>G25.8</div><div>L60</div><div>SPL9</div><div>ID12</div><div>D46.5</div><div>FAM026</div><div>CW/CCWHorário</div></div></div>	<div><div>0184</div><div></div><div>APLICAÇÃO Application / Aplicación Pg. 205</div></div> <div><div>1.01.0184.0</div><div><div>T9</div><div>G29.64</div><div>L64</div><div>SPL10</div><div>ID12.51</div><div>D46.6</div><div>FAM047</div><div>CW/CCWHorário</div></div></div>
<div><div>0189</div><div></div><div>APLICAÇÃO Application / Aplicación Pg. 206</div></div> <div><div>1.01.0189.0</div><div><div>T9</div><div>G25.8</div><div>L68</div><div>SPL9</div><div>ID12</div><div>D46.5</div><div>FAM018</div><div>CW/CCWHorário</div></div></div>	<div><div>0191</div><div></div><div>APLICAÇÃO Application / Aplicación Pg. 206</div></div> <div><div>1.01.0191.0</div><div><div>T9</div><div>G25.8</div><div>L74.5</div><div>SPL3</div><div>ID11</div><div>D46.5</div><div>FAM023</div><div>CW/CCWAnti-horário</div></div></div>	<div><div>0192</div><div></div><div>APLICAÇÃO Application / Aplicación Pg. 206</div></div> <div><div>1.01.0192.0</div><div><div>T9</div><div>G25.8</div><div>L64</div><div>SPL3</div><div>ID11</div><div>D46.5</div><div>FAM017</div><div>CW/CCWAnti-horário</div></div></div>	<div><div>0205</div><div></div><div>APLICAÇÃO Application / Aplicación Pg. 206</div></div> <div><div>1.01.0205.0</div><div><div>T9</div><div>G25.8</div><div>L62</div><div>SPL12</div><div>ID12</div><div>D46.5</div><div>FAM020</div><div>CW/CCWHorário</div></div></div>

T	G	L	SPL	ID	CT	D	FAM	CW/CCW
Nº de Dentes # Of Pinon Teeth # De Los Dientes Del Pinón	Ø Externo (mm) Pinon O.D. Piñon - Ø Externa	Comprimento Total (mm) Length Largo	Nº de Estrias # Of Splines # De Estriás	Ø da Bucha (mm) Pinon I.D. Pinón - Ø Interna	Nº Dentes Coroa # Barrel Gear Teeth # Dientes de la Corona	Ø da Capa (mm) Drive O.D. Ø Externa	Família Family Familia	Horário/Anti Horário Clockwise/Counter Clockwise Horario/Antihorario

<div>0213</div> <div></div> <div>APLICAÇÃO Application / Aplicación Pg. 206</div>	<div>1.01.0213.0</div> <table><tr><td>T</td><td>11</td></tr><tr><td>G</td><td>29.5</td></tr><tr><td>L</td><td>68</td></tr><tr><td>SPL</td><td>6</td></tr><tr><td>ID</td><td>14</td></tr><tr><td>D</td><td>46.5</td></tr><tr><td>FAM</td><td>010</td></tr><tr><td>CW/CCW</td><td>Horário</td></tr></table>	T	11	G	29.5	L	68	SPL	6	ID	14	D	46.5	FAM	010	CW/CCW	Horário	<div>0215</div> <div></div> <div>APLICAÇÃO Application / Aplicación Pg. 207</div>	<div>1.01.0215.0</div> <table><tr><td>T</td><td>9</td></tr><tr><td>G</td><td>29.64</td></tr><tr><td>L</td><td>76</td></tr><tr><td>SPL</td><td>12</td></tr><tr><td>ID</td><td>14</td></tr><tr><td>D</td><td>54.5</td></tr><tr><td>FAM</td><td>017</td></tr><tr><td>CW/CCW</td><td>Horário</td></tr></table>	T	9	G	29.64	L	76	SPL	12	ID	14	D	54.5	FAM	017	CW/CCW	Horário	<div>0216</div> <div></div> <div>APLICAÇÃO Application / Aplicación Pg. 207</div>	<div>1.01.0216.0</div> <table><tr><td>T</td><td>9</td></tr><tr><td>G</td><td>36.5</td></tr><tr><td>L</td><td>76</td></tr><tr><td>SPL</td><td>12</td></tr><tr><td>ID</td><td>14</td></tr><tr><td>D</td><td>54.5</td></tr><tr><td>FAM</td><td>016</td></tr><tr><td>CW/CCW</td><td>Horário</td></tr></table>	T	9	G	36.5	L	76	SPL	12	ID	14	D	54.5	FAM	016	CW/CCW	Horário	<div>0217</div> <div></div> <div>APLICAÇÃO Application / Aplicación Pg. 207</div>	<div>1.01.0217.0</div> <table><tr><td>T</td><td>9</td></tr><tr><td>G</td><td>29.64</td></tr><tr><td>L</td><td>76</td></tr><tr><td>SPL</td><td>6</td></tr><tr><td>ID</td><td>14</td></tr><tr><td>D</td><td>54.5</td></tr><tr><td>FAM</td><td>017</td></tr><tr><td>CW/CCW</td><td>Horário</td></tr></table>	T	9	G	29.64	L	76	SPL	6	ID	14	D	54.5	FAM	017	CW/CCW	Horário
T	11																																																																						
G	29.5																																																																						
L	68																																																																						
SPL	6																																																																						
ID	14																																																																						
D	46.5																																																																						
FAM	010																																																																						
CW/CCW	Horário																																																																						
T	9																																																																						
G	29.64																																																																						
L	76																																																																						
SPL	12																																																																						
ID	14																																																																						
D	54.5																																																																						
FAM	017																																																																						
CW/CCW	Horário																																																																						
T	9																																																																						
G	36.5																																																																						
L	76																																																																						
SPL	12																																																																						
ID	14																																																																						
D	54.5																																																																						
FAM	016																																																																						
CW/CCW	Horário																																																																						
T	9																																																																						
G	29.64																																																																						
L	76																																																																						
SPL	6																																																																						
ID	14																																																																						
D	54.5																																																																						
FAM	017																																																																						
CW/CCW	Horário																																																																						
<div>0220</div> <div></div> <div>APLICAÇÃO Application / Aplicación Pg. 207</div>	<div>1.01.0220.0</div> <table><tr><td>T</td><td>10</td></tr><tr><td>G</td><td>26.82</td></tr><tr><td>L</td><td>64</td></tr><tr><td>SPL</td><td>10</td></tr><tr><td>ID</td><td>12</td></tr><tr><td>D</td><td>46.5</td></tr><tr><td>FAM</td><td>007</td></tr><tr><td>CW/CCW</td><td>Horário</td></tr></table>	T	10	G	26.82	L	64	SPL	10	ID	12	D	46.5	FAM	007	CW/CCW	Horário	<div>0221</div> <div></div> <div>APLICAÇÃO Application / Aplicación Pg. 208</div>	<div>1.01.0221.0</div> <table><tr><td>T</td><td>9</td></tr><tr><td>G</td><td>25.8</td></tr><tr><td>L</td><td>64</td></tr><tr><td>SPL</td><td>10</td></tr><tr><td>ID</td><td>12</td></tr><tr><td>D</td><td>46.5</td></tr><tr><td>FAM</td><td>003</td></tr><tr><td>CW/CCW</td><td>Horário</td></tr></table>	T	9	G	25.8	L	64	SPL	10	ID	12	D	46.5	FAM	003	CW/CCW	Horário	<div>0222</div> <div></div> <div>APLICAÇÃO Application / Aplicación Pg. 208</div>	<div>1.01.0222.0</div> <table><tr><td>T</td><td>10</td></tr><tr><td>G</td><td>26.82</td></tr><tr><td>L</td><td>64</td></tr><tr><td>SPL</td><td>10</td></tr><tr><td>ID</td><td>12</td></tr><tr><td>D</td><td>46.5</td></tr><tr><td>FAM</td><td>003</td></tr><tr><td>CW/CCW</td><td>Horário</td></tr></table>	T	10	G	26.82	L	64	SPL	10	ID	12	D	46.5	FAM	003	CW/CCW	Horário	<div>0223</div> <div></div> <div>APLICAÇÃO Application / Aplicación Pg. 208</div>	<div>1.01.0223.0</div> <table><tr><td>T</td><td>9</td></tr><tr><td>G</td><td>29.64</td></tr><tr><td>L</td><td>69</td></tr><tr><td>SPL</td><td>10</td></tr><tr><td>ID</td><td>12</td></tr><tr><td>D</td><td>46.5</td></tr><tr><td>FAM</td><td>049</td></tr><tr><td>CW/CCW</td><td>Horário</td></tr></table>	T	9	G	29.64	L	69	SPL	10	ID	12	D	46.5	FAM	049	CW/CCW	Horário
T	10																																																																						
G	26.82																																																																						
L	64																																																																						
SPL	10																																																																						
ID	12																																																																						
D	46.5																																																																						
FAM	007																																																																						
CW/CCW	Horário																																																																						
T	9																																																																						
G	25.8																																																																						
L	64																																																																						
SPL	10																																																																						
ID	12																																																																						
D	46.5																																																																						
FAM	003																																																																						
CW/CCW	Horário																																																																						
T	10																																																																						
G	26.82																																																																						
L	64																																																																						
SPL	10																																																																						
ID	12																																																																						
D	46.5																																																																						
FAM	003																																																																						
CW/CCW	Horário																																																																						
T	9																																																																						
G	29.64																																																																						
L	69																																																																						
SPL	10																																																																						
ID	12																																																																						
D	46.5																																																																						
FAM	049																																																																						
CW/CCW	Horário																																																																						
<div>0225</div> <div></div> <div>APLICAÇÃO Application / Aplicación Pg. 208</div>	<div>1.01.0225.0</div> <table><tr><td>T</td><td>9</td></tr><tr><td>G</td><td>34.8</td></tr><tr><td>L</td><td>92.5</td></tr><tr><td>SPL</td><td>3</td></tr><tr><td>ID</td><td>14.26</td></tr><tr><td>D</td><td>60</td></tr><tr><td>FAM</td><td>022</td></tr><tr><td>CW/CCW</td><td>Horário</td></tr></table>	T	9	G	34.8	L	92.5	SPL	3	ID	14.26	D	60	FAM	022	CW/CCW	Horário	<div>0227</div> <div></div> <div>APLICAÇÃO Application / Aplicación Pg. 208</div>	<div>1.01.0227.0</div> <table><tr><td>T</td><td>11</td></tr><tr><td>G</td><td>41</td></tr><tr><td>L</td><td>90</td></tr><tr><td>SPL</td><td>3</td></tr><tr><td>ID</td><td>14.26</td></tr><tr><td>D</td><td>54.5</td></tr><tr><td>FAM</td><td>021</td></tr><tr><td>CW/CCW</td><td>Horário</td></tr></table>	T	11	G	41	L	90	SPL	3	ID	14.26	D	54.5	FAM	021	CW/CCW	Horário	<div>0228</div> <div></div> <div>APLICAÇÃO Application / Aplicación Pg. 209</div>	<div>1.01.0228.0</div> <table><tr><td>T</td><td>9</td></tr><tr><td>G</td><td>25.8</td></tr><tr><td>L</td><td>71</td></tr><tr><td>SPL</td><td>10</td></tr><tr><td>ID</td><td>12</td></tr><tr><td>D</td><td>54.5</td></tr><tr><td>FAM</td><td>015</td></tr><tr><td>CW/CCW</td><td>Horário</td></tr></table>	T	9	G	25.8	L	71	SPL	10	ID	12	D	54.5	FAM	015	CW/CCW	Horário	<div>0229</div> <div></div> <div>APLICAÇÃO Application / Aplicación Pg. 209</div>	<div>1.01.0229.0</div> <table><tr><td>T</td><td>9</td></tr><tr><td>G</td><td>25.8</td></tr><tr><td>L</td><td>74</td></tr><tr><td>SPL</td><td>10</td></tr><tr><td>ID</td><td>11</td></tr><tr><td>D</td><td>46.5</td></tr><tr><td>FAM</td><td>007</td></tr><tr><td>CW/CCW</td><td>Anti-horário</td></tr></table>	T	9	G	25.8	L	74	SPL	10	ID	11	D	46.5	FAM	007	CW/CCW	Anti-horário
T	9																																																																						
G	34.8																																																																						
L	92.5																																																																						
SPL	3																																																																						
ID	14.26																																																																						
D	60																																																																						
FAM	022																																																																						
CW/CCW	Horário																																																																						
T	11																																																																						
G	41																																																																						
L	90																																																																						
SPL	3																																																																						
ID	14.26																																																																						
D	54.5																																																																						
FAM	021																																																																						
CW/CCW	Horário																																																																						
T	9																																																																						
G	25.8																																																																						
L	71																																																																						
SPL	10																																																																						
ID	12																																																																						
D	54.5																																																																						
FAM	015																																																																						
CW/CCW	Horário																																																																						
T	9																																																																						
G	25.8																																																																						
L	74																																																																						
SPL	10																																																																						
ID	11																																																																						
D	46.5																																																																						
FAM	007																																																																						
CW/CCW	Anti-horário																																																																						
<div>0238</div> <div></div> <div>APLICAÇÃO Application / Aplicación Pg. 209</div>	<div>1.01.0238.0</div> <table><tr><td>T</td><td>9</td></tr><tr><td>G</td><td>25.8</td></tr><tr><td>L</td><td>64</td></tr><tr><td>SPL</td><td>9</td></tr><tr><td>ID</td><td>12.06</td></tr><tr><td>D</td><td>46.5</td></tr><tr><td>FAM</td><td>005</td></tr><tr><td>CW/CCW</td><td>Horário</td></tr></table>	T	9	G	25.8	L	64	SPL	9	ID	12.06	D	46.5	FAM	005	CW/CCW	Horário	<div>0243</div> <div></div> <div>APLICAÇÃO Application / Aplicación Pg. 209</div>	<div>1.01.0243.0</div> <table><tr><td>T</td><td>9</td></tr><tr><td>G</td><td>25.8</td></tr><tr><td>L</td><td>66</td></tr><tr><td>SPL</td><td>12</td></tr><tr><td>ID</td><td>12</td></tr><tr><td>D</td><td>45.5</td></tr><tr><td>FAM</td><td>067</td></tr><tr><td>CW/CCW</td><td>Horário</td></tr></table>	T	9	G	25.8	L	66	SPL	12	ID	12	D	45.5	FAM	067	CW/CCW	Horário	<div>0244</div> <div></div> <div>APLICAÇÃO Application / Aplicación Pg. 209</div>	<div>1.01.0244.0</div> <table><tr><td>T</td><td>9</td></tr><tr><td>G</td><td>25.8</td></tr><tr><td>L</td><td>61.5</td></tr><tr><td>SPL</td><td>9</td></tr><tr><td>ID</td><td>12</td></tr><tr><td>D</td><td>46.5</td></tr><tr><td>FAM</td><td>018</td></tr><tr><td>CW/CCW</td><td>Horário</td></tr></table>	T	9	G	25.8	L	61.5	SPL	9	ID	12	D	46.5	FAM	018	CW/CCW	Horário	<div>0245</div> <div></div> <div>APLICAÇÃO Application / Aplicación Pg. 210</div>	<div>1.01.0245.0</div> <table><tr><td>T</td><td>9</td></tr><tr><td>G</td><td>25.8</td></tr><tr><td>L</td><td>59.5</td></tr><tr><td>SPL</td><td>9</td></tr><tr><td>ID</td><td>12</td></tr><tr><td>D</td><td>46.5</td></tr><tr><td>FAM</td><td>016</td></tr><tr><td>CW/CCW</td><td>Anti-horário</td></tr></table>	T	9	G	25.8	L	59.5	SPL	9	ID	12	D	46.5	FAM	016	CW/CCW	Anti-horário
T	9																																																																						
G	25.8																																																																						
L	64																																																																						
SPL	9																																																																						
ID	12.06																																																																						
D	46.5																																																																						
FAM	005																																																																						
CW/CCW	Horário																																																																						
T	9																																																																						
G	25.8																																																																						
L	66																																																																						
SPL	12																																																																						
ID	12																																																																						
D	45.5																																																																						
FAM	067																																																																						
CW/CCW	Horário																																																																						
T	9																																																																						
G	25.8																																																																						
L	61.5																																																																						
SPL	9																																																																						
ID	12																																																																						
D	46.5																																																																						
FAM	018																																																																						
CW/CCW	Horário																																																																						
T	9																																																																						
G	25.8																																																																						
L	59.5																																																																						
SPL	9																																																																						
ID	12																																																																						
D	46.5																																																																						
FAM	016																																																																						
CW/CCW	Anti-horário																																																																						

T	G	L	SPL	ID	CT	D	FAM	CW/CCW
Nº de Dentes # Of Pinon Teeth # De Los Dientes Del Pinón	Ø Externo (mm) Pinon O.D. Piñon - Ø Externa	Comprimento Total (mm) Length Largo	Nº de Estrias # Of Splines # De Estriás	Ø da Bucha (mm) Pinon I.D. Pinón - Ø Interna	Nº Dentes Coroa # Barrel Gear Teeth # Dientes de la Corona	Ø da Capa (mm) Drive O.D. Ø Externa	Família Family Familia	Horário/Anti Horário Clockwise/Counter Clockwise Horario/Antihorario

<div>0248</div> <div></div> <div>APLICAÇÃO Application / Aplicación Pg. 210</div>	<div>1.01.0248.0</div> <table><tr><td>T</td><td>9</td></tr><tr><td>G</td><td>25.8</td></tr><tr><td>L</td><td>59.5</td></tr><tr><td>SPL</td><td>12</td></tr><tr><td>ID</td><td>12</td></tr><tr><td>D</td><td>46.5</td></tr><tr><td>FAM</td><td>047</td></tr><tr><td>CW/CCW</td><td>Horário</td></tr></table>	T	9	G	25.8	L	59.5	SPL	12	ID	12	D	46.5	FAM	047	CW/CCW	Horário	<div>0285</div> <div></div> <div>APLICAÇÃO Application / Aplicación Pg. 210</div>	<div>1.01.0285.0</div> <table><tr><td>T</td><td>9</td></tr><tr><td>G</td><td>25.8</td></tr><tr><td>L</td><td>60</td></tr><tr><td>SPL</td><td>9</td></tr><tr><td>ID</td><td>12</td></tr><tr><td>D</td><td>46.5</td></tr><tr><td>FAM</td><td>047</td></tr><tr><td>CW/CCW</td><td>Anti-horário</td></tr></table>	T	9	G	25.8	L	60	SPL	9	ID	12	D	46.5	FAM	047	CW/CCW	Anti-horário	<div>0287</div> <div></div> <div>APLICAÇÃO Application / Aplicación Pg. 210</div>	<div>1.01.0287.0</div> <table><tr><td>T</td><td>9</td></tr><tr><td>G</td><td>25.8</td></tr><tr><td>L</td><td>55</td></tr><tr><td>SPL</td><td>9</td></tr><tr><td>ID</td><td>12</td></tr><tr><td>D</td><td>46.5</td></tr><tr><td>FAM</td><td>086</td></tr><tr><td>CW/CCW</td><td>Horário</td></tr></table>	T	9	G	25.8	L	55	SPL	9	ID	12	D	46.5	FAM	086	CW/CCW	Horário	<div>0291</div> <div></div> <div>APLICAÇÃO Application / Aplicación Pg. 210</div>	<div>1.01.0291.0</div> <table><tr><td>T</td><td>9</td></tr><tr><td>G</td><td>34.8</td></tr><tr><td>L</td><td>74</td></tr><tr><td>SPL</td><td>10</td></tr><tr><td>ID</td><td>14.26</td></tr><tr><td>D</td><td>60</td></tr><tr><td>FAM</td><td>015</td></tr><tr><td>CW/CCW</td><td>Horário</td></tr></table>	T	9	G	34.8	L	74	SPL	10	ID	14.26	D	60	FAM	015	CW/CCW	Horário
T	9																																																																						
G	25.8																																																																						
L	59.5																																																																						
SPL	12																																																																						
ID	12																																																																						
D	46.5																																																																						
FAM	047																																																																						
CW/CCW	Horário																																																																						
T	9																																																																						
G	25.8																																																																						
L	60																																																																						
SPL	9																																																																						
ID	12																																																																						
D	46.5																																																																						
FAM	047																																																																						
CW/CCW	Anti-horário																																																																						
T	9																																																																						
G	25.8																																																																						
L	55																																																																						
SPL	9																																																																						
ID	12																																																																						
D	46.5																																																																						
FAM	086																																																																						
CW/CCW	Horário																																																																						
T	9																																																																						
G	34.8																																																																						
L	74																																																																						
SPL	10																																																																						
ID	14.26																																																																						
D	60																																																																						
FAM	015																																																																						
CW/CCW	Horário																																																																						
<div>0292</div> <div></div> <div>APLICAÇÃO Application / Aplicación Pg. 210</div>	<div>1.01.0292.0</div> <table><tr><td>T</td><td>9</td></tr><tr><td>G</td><td>25.8</td></tr><tr><td>L</td><td>64</td></tr><tr><td>SPL</td><td>10</td></tr><tr><td>ID</td><td>11</td></tr><tr><td>D</td><td>46.5</td></tr><tr><td>FAM</td><td>001</td></tr><tr><td>CW/CCW</td><td>Horário</td></tr></table>	T	9	G	25.8	L	64	SPL	10	ID	11	D	46.5	FAM	001	CW/CCW	Horário	<div>0293</div> <div></div> <div>APLICAÇÃO Application / Aplicación Pg. 211</div>	<div>1.01.0293.0</div> <table><tr><td>T</td><td>9</td></tr><tr><td>G</td><td>25.8</td></tr><tr><td>L</td><td>64</td></tr><tr><td>SPL</td><td>6</td></tr><tr><td>ID</td><td>12</td></tr><tr><td>D</td><td>46.5</td></tr><tr><td>FAM</td><td>017</td></tr><tr><td>CW/CCW</td><td>Horário</td></tr></table>	T	9	G	25.8	L	64	SPL	6	ID	12	D	46.5	FAM	017	CW/CCW	Horário	<div>0294</div> <div></div> <div>APLICAÇÃO Application / Aplicación Pg. 211</div>	<div>1.01.0294.0</div> <table><tr><td>T</td><td>9</td></tr><tr><td>G</td><td>25.8</td></tr><tr><td>L</td><td>64</td></tr><tr><td>SPL</td><td>6</td></tr><tr><td>ID</td><td>11</td></tr><tr><td>D</td><td>46.5</td></tr><tr><td>FAM</td><td>017</td></tr><tr><td>CW/CCW</td><td>Anti-horário</td></tr></table>	T	9	G	25.8	L	64	SPL	6	ID	11	D	46.5	FAM	017	CW/CCW	Anti-horário	<div>0297</div> <div></div> <div>APLICAÇÃO Application / Aplicación Pg. 211</div>	<div>1.01.0297.0</div> <table><tr><td>T</td><td>9</td></tr><tr><td>G</td><td>25.8</td></tr><tr><td>L</td><td>66.5</td></tr><tr><td>SPL</td><td>12</td></tr><tr><td>ID</td><td>12</td></tr><tr><td>D</td><td>46.5</td></tr><tr><td>FAM</td><td>077</td></tr><tr><td>CW/CCW</td><td>Horário</td></tr></table>	T	9	G	25.8	L	66.5	SPL	12	ID	12	D	46.5	FAM	077	CW/CCW	Horário
T	9																																																																						
G	25.8																																																																						
L	64																																																																						
SPL	10																																																																						
ID	11																																																																						
D	46.5																																																																						
FAM	001																																																																						
CW/CCW	Horário																																																																						
T	9																																																																						
G	25.8																																																																						
L	64																																																																						
SPL	6																																																																						
ID	12																																																																						
D	46.5																																																																						
FAM	017																																																																						
CW/CCW	Horário																																																																						
T	9																																																																						
G	25.8																																																																						
L	64																																																																						
SPL	6																																																																						
ID	11																																																																						
D	46.5																																																																						
FAM	017																																																																						
CW/CCW	Anti-horário																																																																						
T	9																																																																						
G	25.8																																																																						
L	66.5																																																																						
SPL	12																																																																						
ID	12																																																																						
D	46.5																																																																						
FAM	077																																																																						
CW/CCW	Horário																																																																						
<div>0300</div> <div></div> <div>APLICAÇÃO Application / Aplicación Pg. 211</div>	<div>1.01.0300.0</div> <table><tr><td>T</td><td>9</td></tr><tr><td>G</td><td>29.64</td></tr><tr><td>L</td><td>64.5</td></tr><tr><td>SPL</td><td>10</td></tr><tr><td>ID</td><td>12</td></tr><tr><td>D</td><td>46.5</td></tr><tr><td>FAM</td><td>009</td></tr><tr><td>CW/CCW</td><td>Horário</td></tr></table>	T	9	G	29.64	L	64.5	SPL	10	ID	12	D	46.5	FAM	009	CW/CCW	Horário	<div>0302</div> <div></div> <div>APLICAÇÃO Application / Aplicación Pg. 211</div>	<div>1.01.0302.0</div> <table><tr><td>T</td><td>10</td></tr><tr><td>G</td><td>40</td></tr><tr><td>L</td><td>91</td></tr><tr><td>SPL</td><td>10</td></tr><tr><td>ID</td><td>14.26</td></tr><tr><td>D</td><td>60</td></tr><tr><td>FAM</td><td>014</td></tr><tr><td>CW/CCW</td><td>Horário</td></tr></table>	T	10	G	40	L	91	SPL	10	ID	14.26	D	60	FAM	014	CW/CCW	Horário	<div>0307</div> <div></div> <div>APLICAÇÃO Application / Aplicación Pg. 211</div>	<div>1.01.0307.0</div> <table><tr><td>T</td><td>9</td></tr><tr><td>G</td><td>25.8</td></tr><tr><td>L</td><td>64</td></tr><tr><td>SPL</td><td>10</td></tr><tr><td>ID</td><td>12</td></tr><tr><td>D</td><td>46.5</td></tr><tr><td>FAM</td><td>007</td></tr><tr><td>CW/CCW</td><td>Horário</td></tr></table>	T	9	G	25.8	L	64	SPL	10	ID	12	D	46.5	FAM	007	CW/CCW	Horário	<div>0310</div> <div></div> <div>APLICAÇÃO Application / Aplicación Pg. 212</div>	<div>1.01.0310.0</div> <table><tr><td>T</td><td>9</td></tr><tr><td>G</td><td>34.8</td></tr><tr><td>L</td><td>75</td></tr><tr><td>SPL</td><td>10</td></tr><tr><td>ID</td><td>14.3</td></tr><tr><td>D</td><td>60</td></tr><tr><td>FAM</td><td>014</td></tr><tr><td>CW/CCW</td><td>Horário</td></tr></table>	T	9	G	34.8	L	75	SPL	10	ID	14.3	D	60	FAM	014	CW/CCW	Horário
T	9																																																																						
G	29.64																																																																						
L	64.5																																																																						
SPL	10																																																																						
ID	12																																																																						
D	46.5																																																																						
FAM	009																																																																						
CW/CCW	Horário																																																																						
T	10																																																																						
G	40																																																																						
L	91																																																																						
SPL	10																																																																						
ID	14.26																																																																						
D	60																																																																						
FAM	014																																																																						
CW/CCW	Horário																																																																						
T	9																																																																						
G	25.8																																																																						
L	64																																																																						
SPL	10																																																																						
ID	12																																																																						
D	46.5																																																																						
FAM	007																																																																						
CW/CCW	Horário																																																																						
T	9																																																																						
G	34.8																																																																						
L	75																																																																						
SPL	10																																																																						
ID	14.3																																																																						
D	60																																																																						
FAM	014																																																																						
CW/CCW	Horário																																																																						
<div>0313</div> <div></div> <div>APLICAÇÃO Application / Aplicación Pg. 212</div>	<div>1.01.0313.0</div> <table><tr><td>T</td><td>12</td></tr><tr><td>G</td><td>46.3</td></tr><tr><td>L</td><td>75</td></tr><tr><td>SPL</td><td>10</td></tr><tr><td>ID</td><td>14.3</td></tr><tr><td>D</td><td>60</td></tr><tr><td>FAM</td><td>014</td></tr><tr><td>CW/CCW</td><td>Horário</td></tr></table>	T	12	G	46.3	L	75	SPL	10	ID	14.3	D	60	FAM	014	CW/CCW	Horário	<div>0318</div> <div></div> <div>APLICAÇÃO Application / Aplicación Pg. 212</div>	<div>1.01.0318.0</div> <table><tr><td>T</td><td>9</td></tr><tr><td>G</td><td>34.8</td></tr><tr><td>L</td><td>90</td></tr><tr><td>SPL</td><td>10</td></tr><tr><td>ID</td><td>14.26</td></tr><tr><td>D</td><td>54.5</td></tr><tr><td>FAM</td><td>021</td></tr><tr><td>CW/CCW</td><td>Horário</td></tr></table>	T	9	G	34.8	L	90	SPL	10	ID	14.26	D	54.5	FAM	021	CW/CCW	Horário	<div>0319</div> <div></div> <div>APLICAÇÃO Application / Aplicación Pg. 212</div>	<div>1.01.0319.0</div> <table><tr><td>T</td><td>9</td></tr><tr><td>G</td><td>25.8</td></tr><tr><td>L</td><td>73</td></tr><tr><td>SPL</td><td>10</td></tr><tr><td>ID</td><td>12</td></tr><tr><td>D</td><td>54.5</td></tr><tr><td>FAM</td><td>014</td></tr><tr><td>CW/CCW</td><td>Horário</td></tr></table>	T	9	G	25.8	L	73	SPL	10	ID	12	D	54.5	FAM	014	CW/CCW	Horário	<div>0320</div> <div></div> <div>APLICAÇÃO Application / Aplicación Pg. 212</div>	<div>1.01.0320.0</div> <table><tr><td>T</td><td>9</td></tr><tr><td>G</td><td>29.64</td></tr><tr><td>L</td><td>74</td></tr><tr><td>SPL</td><td>10</td></tr><tr><td>ID</td><td>14.3</td></tr><tr><td>D</td><td>54.5</td></tr><tr><td>FAM</td><td>015</td></tr><tr><td>CW/CCW</td><td>Horário</td></tr></table>	T	9	G	29.64	L	74	SPL	10	ID	14.3	D	54.5	FAM	015	CW/CCW	Horário
T	12																																																																						
G	46.3																																																																						
L	75																																																																						
SPL	10																																																																						
ID	14.3																																																																						
D	60																																																																						
FAM	014																																																																						
CW/CCW	Horário																																																																						
T	9																																																																						
G	34.8																																																																						
L	90																																																																						
SPL	10																																																																						
ID	14.26																																																																						
D	54.5																																																																						
FAM	021																																																																						
CW/CCW	Horário																																																																						
T	9																																																																						
G	25.8																																																																						
L	73																																																																						
SPL	10																																																																						
ID	12																																																																						
D	54.5																																																																						
FAM	014																																																																						
CW/CCW	Horário																																																																						
T	9																																																																						
G	29.64																																																																						
L	74																																																																						
SPL	10																																																																						
ID	14.3																																																																						
D	54.5																																																																						
FAM	015																																																																						
CW/CCW	Horário																																																																						

T	G	L	SPL	ID	CT	D	FAM	CW/CCW
Nº de Dentes # Of Pinon Teeth # De Los Dientes Del Pinón	Ø Externo (mm) Pinon O.D. Piñon - Ø Externa	Comprimento Total (mm) Length Largo	Nº de Estrias # Of Splines # De Estriás	Ø da Bucha (mm) Pinon I.D. Pinón - Ø Interna	Nº Dentes Coroa # Barrel Gear Teeth # Dientes de la Corona	Ø da Capa (mm) Drive O.D. Ø Externa	Família Family Familia	Horário/Anti Horário Clockwise/Counter Clockwise Horario/Antihorario

<div>0323</div> <div></div> <div>APLICAÇÃO Application / Aplicación Pg. 212</div>	<div>1.01.0323.0</div> <table><tr><td>T</td><td>9</td></tr><tr><td>G</td><td>25.8</td></tr><tr><td>L</td><td>62</td></tr><tr><td>SPL</td><td>10</td></tr><tr><td>ID</td><td>11</td></tr><tr><td>D</td><td>46.5</td></tr><tr><td>FAM</td><td>002</td></tr><tr><td>CW/CCW</td><td>Anti-horário</td></tr></table>	T	9	G	25.8	L	62	SPL	10	ID	11	D	46.5	FAM	002	CW/CCW	Anti-horário	<div>0325</div> <div></div> <div>APLICAÇÃO Application / Aplicación Pg. 213</div>	<div>1.01.0325.0</div> <table><tr><td>T</td><td>9</td></tr><tr><td>G</td><td>25.8</td></tr><tr><td>L</td><td>62</td></tr><tr><td>SPL</td><td>10</td></tr><tr><td>ID</td><td>12</td></tr><tr><td>D</td><td>46.5</td></tr><tr><td>FAM</td><td>001</td></tr><tr><td>CW/CCW</td><td>Horário</td></tr></table>	T	9	G	25.8	L	62	SPL	10	ID	12	D	46.5	FAM	001	CW/CCW	Horário	<div>0327</div> <div></div> <div>APLICAÇÃO Application / Aplicación Pg. 213</div>	<div>1.01.0327.0</div> <table><tr><td>T</td><td>9</td></tr><tr><td>G</td><td>29.64</td></tr><tr><td>L</td><td>86</td></tr><tr><td>SPL</td><td>10</td></tr><tr><td>ID</td><td>12.5</td></tr><tr><td>D</td><td>46.6</td></tr><tr><td>FAM</td><td>050</td></tr><tr><td>CW/CCW</td><td>Horário</td></tr></table>	T	9	G	29.64	L	86	SPL	10	ID	12.5	D	46.6	FAM	050	CW/CCW	Horário	<div>0328</div> <div></div> <div>APLICAÇÃO Application / Aplicación Pg. 213</div>	<div>1.01.0328.0</div> <table><tr><td>T</td><td>9</td></tr><tr><td>G</td><td>25.8</td></tr><tr><td>L</td><td>64</td></tr><tr><td>SPL</td><td>6</td></tr><tr><td>ID</td><td>11</td></tr><tr><td>D</td><td>46.5</td></tr><tr><td>FAM</td><td>068</td></tr><tr><td>CW/CCW</td><td>Anti-horário</td></tr></table>	T	9	G	25.8	L	64	SPL	6	ID	11	D	46.5	FAM	068	CW/CCW	Anti-horário
T	9																																																																						
G	25.8																																																																						
L	62																																																																						
SPL	10																																																																						
ID	11																																																																						
D	46.5																																																																						
FAM	002																																																																						
CW/CCW	Anti-horário																																																																						
T	9																																																																						
G	25.8																																																																						
L	62																																																																						
SPL	10																																																																						
ID	12																																																																						
D	46.5																																																																						
FAM	001																																																																						
CW/CCW	Horário																																																																						
T	9																																																																						
G	29.64																																																																						
L	86																																																																						
SPL	10																																																																						
ID	12.5																																																																						
D	46.6																																																																						
FAM	050																																																																						
CW/CCW	Horário																																																																						
T	9																																																																						
G	25.8																																																																						
L	64																																																																						
SPL	6																																																																						
ID	11																																																																						
D	46.5																																																																						
FAM	068																																																																						
CW/CCW	Anti-horário																																																																						
<div>0329</div> <div></div> <div>APLICAÇÃO Application / Aplicación Pg. 213</div>	<div>1.01.0329.0</div> <table><tr><td>T</td><td>9</td></tr><tr><td>G</td><td>25.8</td></tr><tr><td>L</td><td>64</td></tr><tr><td>SPL</td><td>6</td></tr><tr><td>ID</td><td>12</td></tr><tr><td>D</td><td>46.5</td></tr><tr><td>FAM</td><td>069</td></tr><tr><td>CW/CCW</td><td>Horário</td></tr></table>	T	9	G	25.8	L	64	SPL	6	ID	12	D	46.5	FAM	069	CW/CCW	Horário	<div>0339</div> <div></div> <div>APLICAÇÃO Application / Aplicación Pg. 213</div>	<div>1.01.0339.0</div> <table><tr><td>T</td><td>9</td></tr><tr><td>G</td><td>25.8</td></tr><tr><td>L</td><td>82</td></tr><tr><td>SPL</td><td>10</td></tr><tr><td>ID</td><td>12.5</td></tr><tr><td>D</td><td>46.5</td></tr><tr><td>FAM</td><td>050</td></tr><tr><td>CW/CCW</td><td>Horário</td></tr></table>	T	9	G	25.8	L	82	SPL	10	ID	12.5	D	46.5	FAM	050	CW/CCW	Horário	<div>0340</div> <div></div> <div>APLICAÇÃO Application / Aplicación Pg. 214</div>	<div>1.01.0340.0</div> <table><tr><td>T</td><td>9</td></tr><tr><td>G</td><td>29.64</td></tr><tr><td>L</td><td>60.5</td></tr><tr><td>SPL</td><td>8</td></tr><tr><td>ID</td><td>12.8</td></tr><tr><td>D</td><td>45.5</td></tr><tr><td>FAM</td><td>032</td></tr><tr><td>CW/CCW</td><td>Horário</td></tr></table>	T	9	G	29.64	L	60.5	SPL	8	ID	12.8	D	45.5	FAM	032	CW/CCW	Horário	<div>0341</div> <div></div> <div>APLICAÇÃO Application / Aplicación Pg. 214</div>	<div>1.01.0341.0</div> <table><tr><td>T</td><td>9</td></tr><tr><td>G</td><td>29.64</td></tr><tr><td>L</td><td>86</td></tr><tr><td>SPL</td><td>10</td></tr><tr><td>ID</td><td>12.5</td></tr><tr><td>D</td><td>46.5</td></tr><tr><td>FAM</td><td>050</td></tr><tr><td>CW/CCW</td><td>Anti-horário</td></tr></table>	T	9	G	29.64	L	86	SPL	10	ID	12.5	D	46.5	FAM	050	CW/CCW	Anti-horário
T	9																																																																						
G	25.8																																																																						
L	64																																																																						
SPL	6																																																																						
ID	12																																																																						
D	46.5																																																																						
FAM	069																																																																						
CW/CCW	Horário																																																																						
T	9																																																																						
G	25.8																																																																						
L	82																																																																						
SPL	10																																																																						
ID	12.5																																																																						
D	46.5																																																																						
FAM	050																																																																						
CW/CCW	Horário																																																																						
T	9																																																																						
G	29.64																																																																						
L	60.5																																																																						
SPL	8																																																																						
ID	12.8																																																																						
D	45.5																																																																						
FAM	032																																																																						
CW/CCW	Horário																																																																						
T	9																																																																						
G	29.64																																																																						
L	86																																																																						
SPL	10																																																																						
ID	12.5																																																																						
D	46.5																																																																						
FAM	050																																																																						
CW/CCW	Anti-horário																																																																						
<div>0342</div> <div></div> <div>APLICAÇÃO Application / Aplicación Pg. 214</div>	<div>1.01.0342.0</div> <table><tr><td>T</td><td>8</td></tr><tr><td>G</td><td>27.6</td></tr><tr><td>L</td><td>86</td></tr><tr><td>SPL</td><td>10</td></tr><tr><td>ID</td><td>12.5</td></tr><tr><td>D</td><td>46.5</td></tr><tr><td>FAM</td><td>050</td></tr><tr><td>CW/CCW</td><td>Anti-horário</td></tr></table>	T	8	G	27.6	L	86	SPL	10	ID	12.5	D	46.5	FAM	050	CW/CCW	Anti-horário	<div>0345</div> <div></div> <div>APLICAÇÃO Application / Aplicación Pg. 214</div>	<div>1.01.0345.0</div> <table><tr><td>T</td><td>9</td></tr><tr><td>G</td><td>25.8</td></tr><tr><td>L</td><td>64</td></tr><tr><td>SPL</td><td>10</td></tr><tr><td>ID</td><td>12</td></tr><tr><td>D</td><td>46.7</td></tr><tr><td>FAM</td><td>007</td></tr><tr><td>CW/CCW</td><td>Anti-horário</td></tr></table>	T	9	G	25.8	L	64	SPL	10	ID	12	D	46.7	FAM	007	CW/CCW	Anti-horário	<div>0348</div> <div></div> <div>APLICAÇÃO Application / Aplicación Pg. 214</div>	<div>1.01.0348.0</div> <table><tr><td>T</td><td>9</td></tr><tr><td>G</td><td>25.8</td></tr><tr><td>L</td><td>65</td></tr><tr><td>SPL</td><td>6</td></tr><tr><td>ID</td><td>12</td></tr><tr><td>D</td><td>46.5</td></tr><tr><td>FAM</td><td>069</td></tr><tr><td>CW/CCW</td><td>Horário</td></tr></table>	T	9	G	25.8	L	65	SPL	6	ID	12	D	46.5	FAM	069	CW/CCW	Horário	<div>0349</div> <div></div> <div>APLICAÇÃO Application / Aplicación Pg. 215</div>	<div>1.01.0349.0</div> <table><tr><td>T</td><td>9</td></tr><tr><td>G</td><td>29.64</td></tr><tr><td>L</td><td>62</td></tr><tr><td>SPL</td><td>10</td></tr><tr><td>ID</td><td>12.5</td></tr><tr><td>D</td><td>46.5</td></tr><tr><td>FAM</td><td>069</td></tr><tr><td>CW/CCW</td><td>Horário</td></tr></table>	T	9	G	29.64	L	62	SPL	10	ID	12.5	D	46.5	FAM	069	CW/CCW	Horário
T	8																																																																						
G	27.6																																																																						
L	86																																																																						
SPL	10																																																																						
ID	12.5																																																																						
D	46.5																																																																						
FAM	050																																																																						
CW/CCW	Anti-horário																																																																						
T	9																																																																						
G	25.8																																																																						
L	64																																																																						
SPL	10																																																																						
ID	12																																																																						
D	46.7																																																																						
FAM	007																																																																						
CW/CCW	Anti-horário																																																																						
T	9																																																																						
G	25.8																																																																						
L	65																																																																						
SPL	6																																																																						
ID	12																																																																						
D	46.5																																																																						
FAM	069																																																																						
CW/CCW	Horário																																																																						
T	9																																																																						
G	29.64																																																																						
L	62																																																																						
SPL	10																																																																						
ID	12.5																																																																						
D	46.5																																																																						
FAM	069																																																																						
CW/CCW	Horário																																																																						
<div>0351</div> <div></div> <div>APLICAÇÃO Application / Aplicación Pg. 215</div>	<div>1.01.0351.0</div> <table><tr><td>T</td><td>9</td></tr><tr><td>G</td><td>29.64</td></tr><tr><td>L</td><td>62</td></tr><tr><td>SPL</td><td>10</td></tr><tr><td>ID</td><td>12.5</td></tr><tr><td>D</td><td>46.5</td></tr><tr><td>FAM</td><td>070</td></tr><tr><td>CW/CCW</td><td>Horário</td></tr></table>	T	9	G	29.64	L	62	SPL	10	ID	12.5	D	46.5	FAM	070	CW/CCW	Horário	<div>0352</div> <div></div> <div>APLICAÇÃO Application / Aplicación Pg. 215</div>	<div>1.01.0352.0</div> <table><tr><td>T</td><td>8</td></tr><tr><td>G</td><td>28.2</td></tr><tr><td>L</td><td>60.5</td></tr><tr><td>SPL</td><td>8</td></tr><tr><td>ID</td><td>12.8</td></tr><tr><td>D</td><td>45.9</td></tr><tr><td>FAM</td><td>030</td></tr><tr><td>CW/CCW</td><td>Horário</td></tr></table>	T	8	G	28.2	L	60.5	SPL	8	ID	12.8	D	45.9	FAM	030	CW/CCW	Horário	<div>0353</div> <div></div> <div>APLICAÇÃO Application / Aplicación Pg. 216</div>	<div>1.01.0353.0</div> <table><tr><td>T</td><td>9</td></tr><tr><td>G</td><td>29.64</td></tr><tr><td>L</td><td>82</td></tr><tr><td>SPL</td><td>10</td></tr><tr><td>ID</td><td>12.5</td></tr><tr><td>D</td><td>46.5</td></tr><tr><td>FAM</td><td>050</td></tr><tr><td>CW/CCW</td><td>Horário</td></tr></table>	T	9	G	29.64	L	82	SPL	10	ID	12.5	D	46.5	FAM	050	CW/CCW	Horário	<div>0361</div> <div></div> <div>APLICAÇÃO Application / Aplicación Pg. 216</div>	<div>1.01.0361.0</div> <table><tr><td>T</td><td>9</td></tr><tr><td>G</td><td>29.64</td></tr><tr><td>L</td><td>64</td></tr><tr><td>SPL</td><td>10</td></tr><tr><td>ID</td><td>12</td></tr><tr><td>D</td><td>46.5</td></tr><tr><td>FAM</td><td>001</td></tr><tr><td>CW/CCW</td><td>Horário</td></tr></table>	T	9	G	29.64	L	64	SPL	10	ID	12	D	46.5	FAM	001	CW/CCW	Horário
T	9																																																																						
G	29.64																																																																						
L	62																																																																						
SPL	10																																																																						
ID	12.5																																																																						
D	46.5																																																																						
FAM	070																																																																						
CW/CCW	Horário																																																																						
T	8																																																																						
G	28.2																																																																						
L	60.5																																																																						
SPL	8																																																																						
ID	12.8																																																																						
D	45.9																																																																						
FAM	030																																																																						
CW/CCW	Horário																																																																						
T	9																																																																						
G	29.64																																																																						
L	82																																																																						
SPL	10																																																																						
ID	12.5																																																																						
D	46.5																																																																						
FAM	050																																																																						
CW/CCW	Horário																																																																						
T	9																																																																						
G	29.64																																																																						
L	64																																																																						
SPL	10																																																																						
ID	12																																																																						
D	46.5																																																																						
FAM	001																																																																						
CW/CCW	Horário																																																																						



T	G	L	SPL	ID	CT	D	FAM	CW/CCW
Nº de Dentes # Of Pinon Teeth # De Los Dientes Del Pinón	Ø Externo (mm) Pinon O.D. Piñon - Ø Externa	Comprimento Total (mm) Length Largo	Nº de Estrias # Of Splines # De Estriás	Ø da Bucha (mm) Pinon I.D. Pinón - Ø Interna	Nº Dentes Coroa # Barrel Gear Teeth # Dientes de la Corona	Ø da Capa (mm) Drive O.D. Ø Externa	Família Family Familia	Horário/Anti Horário Clockwise/Counter Clockwise Horario/Antihorario

<div>0362</div> <div></div> <div>APLICAÇÃO Application / Aplicación Pg. 216</div>	<div>1.01.0362.0</div> <table><tr><td>T</td><td>10</td></tr><tr><td>G</td><td>26.82</td></tr><tr><td>L</td><td>68.5</td></tr><tr><td>SPL</td><td>10</td></tr><tr><td>ID</td><td>12</td></tr><tr><td>D</td><td>46.5</td></tr><tr><td>FAM</td><td>049</td></tr><tr><td>CW/CCW</td><td>Horário</td></tr></table>	T	10	G	26.82	L	68.5	SPL	10	ID	12	D	46.5	FAM	049	CW/CCW	Horário	<div>0365</div> <div></div> <div>APLICAÇÃO Application / Aplicación Pg. 216</div>	<div>1.01.0365.0</div> <table><tr><td>T</td><td>9</td></tr><tr><td>G</td><td>36.5</td></tr><tr><td>L</td><td>74</td></tr><tr><td>SPL</td><td>10</td></tr><tr><td>ID</td><td>14.3</td></tr><tr><td>D</td><td>60</td></tr><tr><td>FAM</td><td>015</td></tr><tr><td>CW/CCW</td><td>Horário</td></tr></table>	T	9	G	36.5	L	74	SPL	10	ID	14.3	D	60	FAM	015	CW/CCW	Horário	<div>0366</div> <div></div> <div>APLICAÇÃO Application / Aplicación Pg. 217</div>	<div>1.01.0366.0</div> <table><tr><td>T</td><td>9</td></tr><tr><td>G</td><td>34.8</td></tr><tr><td>L</td><td>74</td></tr><tr><td>SPL</td><td>10</td></tr><tr><td>ID</td><td>14.3</td></tr><tr><td>D</td><td>60</td></tr><tr><td>FAM</td><td>015</td></tr><tr><td>CW/CCW</td><td>Horário</td></tr></table>	T	9	G	34.8	L	74	SPL	10	ID	14.3	D	60	FAM	015	CW/CCW	Horário	<div>0367</div> <div></div> <div>APLICAÇÃO Application / Aplicación Pg. 217</div>	<div>1.01.0367.0</div> <table><tr><td>T</td><td>9</td></tr><tr><td>G</td><td>34.8</td></tr><tr><td>L</td><td>91</td></tr><tr><td>SPL</td><td>10</td></tr><tr><td>ID</td><td>14.3</td></tr><tr><td>D</td><td>60</td></tr><tr><td>FAM</td><td>015</td></tr><tr><td>CW/CCW</td><td>Horário</td></tr></table>	T	9	G	34.8	L	91	SPL	10	ID	14.3	D	60	FAM	015	CW/CCW	Horário
T	10																																																																						
G	26.82																																																																						
L	68.5																																																																						
SPL	10																																																																						
ID	12																																																																						
D	46.5																																																																						
FAM	049																																																																						
CW/CCW	Horário																																																																						
T	9																																																																						
G	36.5																																																																						
L	74																																																																						
SPL	10																																																																						
ID	14.3																																																																						
D	60																																																																						
FAM	015																																																																						
CW/CCW	Horário																																																																						
T	9																																																																						
G	34.8																																																																						
L	74																																																																						
SPL	10																																																																						
ID	14.3																																																																						
D	60																																																																						
FAM	015																																																																						
CW/CCW	Horário																																																																						
T	9																																																																						
G	34.8																																																																						
L	91																																																																						
SPL	10																																																																						
ID	14.3																																																																						
D	60																																																																						
FAM	015																																																																						
CW/CCW	Horário																																																																						
<div>0376</div> <div></div> <div>APLICAÇÃO Application / Aplicación Pg. 217</div>	<div>1.01.0376.0</div> <table><tr><td>T</td><td>9</td></tr><tr><td>G</td><td>33</td></tr><tr><td>L</td><td>69</td></tr><tr><td>SPL</td><td>12</td></tr><tr><td>ID</td><td>14</td></tr><tr><td>D</td><td>60</td></tr><tr><td>FAM</td><td>027</td></tr><tr><td>CW/CCW</td><td>Horário</td></tr></table>	T	9	G	33	L	69	SPL	12	ID	14	D	60	FAM	027	CW/CCW	Horário	<div>0382</div> <div></div> <div>APLICAÇÃO Application / Aplicación Pg. 217</div>	<div>1.01.0382.0</div> <table><tr><td>T</td><td>8</td></tr><tr><td>G</td><td>28</td></tr><tr><td>L</td><td>62</td></tr><tr><td>SPL</td><td>10</td></tr><tr><td>ID</td><td>12.5</td></tr><tr><td>D</td><td>46.5</td></tr><tr><td>FAM</td><td>071</td></tr><tr><td>CW/CCW</td><td>Horário</td></tr></table>	T	8	G	28	L	62	SPL	10	ID	12.5	D	46.5	FAM	071	CW/CCW	Horário	<div>0389</div> <div></div> <div>APLICAÇÃO Application / Aplicación Pg. 218</div>	<div>1.01.0389.0</div> <table><tr><td>T</td><td>11</td></tr><tr><td>G</td><td>29.5</td></tr><tr><td>L</td><td>70.8</td></tr><tr><td>SPL</td><td>6</td></tr><tr><td>ID</td><td>11.5</td></tr><tr><td>D</td><td>46.5</td></tr><tr><td>FAM</td><td>010</td></tr><tr><td>CW/CCW</td><td>Horário</td></tr></table>	T	11	G	29.5	L	70.8	SPL	6	ID	11.5	D	46.5	FAM	010	CW/CCW	Horário	<div>0392</div> <div></div> <div>APLICAÇÃO Application / Aplicación Pg. 218</div>	<div>1.01.0392.0</div> <table><tr><td>T</td><td>11</td></tr><tr><td>G</td><td>41</td></tr><tr><td>L</td><td>91</td></tr><tr><td>SPL</td><td>10</td></tr><tr><td>ID</td><td>14.3</td></tr><tr><td>D</td><td>60</td></tr><tr><td>FAM</td><td>014</td></tr><tr><td>CW/CCW</td><td>Horário</td></tr></table>	T	11	G	41	L	91	SPL	10	ID	14.3	D	60	FAM	014	CW/CCW	Horário
T	9																																																																						
G	33																																																																						
L	69																																																																						
SPL	12																																																																						
ID	14																																																																						
D	60																																																																						
FAM	027																																																																						
CW/CCW	Horário																																																																						
T	8																																																																						
G	28																																																																						
L	62																																																																						
SPL	10																																																																						
ID	12.5																																																																						
D	46.5																																																																						
FAM	071																																																																						
CW/CCW	Horário																																																																						
T	11																																																																						
G	29.5																																																																						
L	70.8																																																																						
SPL	6																																																																						
ID	11.5																																																																						
D	46.5																																																																						
FAM	010																																																																						
CW/CCW	Horário																																																																						
T	11																																																																						
G	41																																																																						
L	91																																																																						
SPL	10																																																																						
ID	14.3																																																																						
D	60																																																																						
FAM	014																																																																						
CW/CCW	Horário																																																																						
<div>0394</div> <div></div> <div>APLICAÇÃO Application / Aplicación Pg. 218</div>	<div>1.01.0394.0</div> <table><tr><td>T</td><td>11</td></tr><tr><td>G</td><td>29.5</td></tr><tr><td>L</td><td>65.5</td></tr><tr><td>SPL</td><td>10</td></tr><tr><td>ID</td><td>11.5</td></tr><tr><td>D</td><td>46.5</td></tr><tr><td>FAM</td><td>078</td></tr><tr><td>CW/CCW</td><td>Horário</td></tr></table>	T	11	G	29.5	L	65.5	SPL	10	ID	11.5	D	46.5	FAM	078	CW/CCW	Horário	<div>0395</div> <div></div> <div>APLICAÇÃO Application / Aplicación Pg. 218</div>	<div>1.01.0395.0</div> <table><tr><td>T</td><td>9</td></tr><tr><td>G</td><td>25.8</td></tr><tr><td>L</td><td>65.5</td></tr><tr><td>SPL</td><td>10</td></tr><tr><td>ID</td><td>12</td></tr><tr><td>D</td><td>46.5</td></tr><tr><td>FAM</td><td>078</td></tr><tr><td>CW/CCW</td><td>Horário</td></tr></table>	T	9	G	25.8	L	65.5	SPL	10	ID	12	D	46.5	FAM	078	CW/CCW	Horário	<div>0397</div> <div></div> <div>APLICAÇÃO Application / Aplicación Pg. 218</div>	<div>1.01.0397.0</div> <table><tr><td>T</td><td>9</td></tr><tr><td>G</td><td>29.64</td></tr><tr><td>L</td><td>70.8</td></tr><tr><td>SPL</td><td>6</td></tr><tr><td>ID</td><td>11.5</td></tr><tr><td>D</td><td>46.5</td></tr><tr><td>FAM</td><td>010</td></tr><tr><td>CW/CCW</td><td>Horário</td></tr></table>	T	9	G	29.64	L	70.8	SPL	6	ID	11.5	D	46.5	FAM	010	CW/CCW	Horário	<div>0398</div> <div></div> <div>APLICAÇÃO Application / Aplicación Pg. 218</div>	<div>1.01.0398.0</div> <table><tr><td>T</td><td>13</td></tr><tr><td>G</td><td>46</td></tr><tr><td>L</td><td>70</td></tr><tr><td>SPL</td><td>12</td></tr><tr><td>ID</td><td>17</td></tr><tr><td>D</td><td>60</td></tr><tr><td>FAM</td><td>039</td></tr><tr><td>CW/CCW</td><td>Horário</td></tr></table>	T	13	G	46	L	70	SPL	12	ID	17	D	60	FAM	039	CW/CCW	Horário
T	11																																																																						
G	29.5																																																																						
L	65.5																																																																						
SPL	10																																																																						
ID	11.5																																																																						
D	46.5																																																																						
FAM	078																																																																						
CW/CCW	Horário																																																																						
T	9																																																																						
G	25.8																																																																						
L	65.5																																																																						
SPL	10																																																																						
ID	12																																																																						
D	46.5																																																																						
FAM	078																																																																						
CW/CCW	Horário																																																																						
T	9																																																																						
G	29.64																																																																						
L	70.8																																																																						
SPL	6																																																																						
ID	11.5																																																																						
D	46.5																																																																						
FAM	010																																																																						
CW/CCW	Horário																																																																						
T	13																																																																						
G	46																																																																						
L	70																																																																						
SPL	12																																																																						
ID	17																																																																						
D	60																																																																						
FAM	039																																																																						
CW/CCW	Horário																																																																						
<div>0404</div> <div></div> <div>APLICAÇÃO Application / Aplicación Pg. 219</div>	<div>1.01.0404.0</div> <table><tr><td>T</td><td>9</td></tr><tr><td>G</td><td>25.8</td></tr><tr><td>L</td><td>61.5</td></tr><tr><td>SPL</td><td>11</td></tr><tr><td>ID</td><td>13</td></tr><tr><td>D</td><td>46.5</td></tr><tr><td>FAM</td><td>081</td></tr><tr><td>CW/CCW</td><td>Horário</td></tr></table>	T	9	G	25.8	L	61.5	SPL	11	ID	13	D	46.5	FAM	081	CW/CCW	Horário	<div>0406</div> <div></div> <div>APLICAÇÃO Application / Aplicación Pg. 219</div>	<div>1.01.0406.0</div> <table><tr><td>T</td><td>9</td></tr><tr><td>G</td><td>25.8</td></tr><tr><td>L</td><td>64</td></tr><tr><td>SPL</td><td>10</td></tr><tr><td>ID</td><td>11</td></tr><tr><td>D</td><td>46.5</td></tr><tr><td>FAM</td><td>092</td></tr><tr><td>CW/CCW</td><td>Anti-horário</td></tr></table>	T	9	G	25.8	L	64	SPL	10	ID	11	D	46.5	FAM	092	CW/CCW	Anti-horário	<div>0407</div> <div></div> <div>APLICAÇÃO Application / Aplicación Pg. 219</div>	<div>1.01.0407.0</div> <table><tr><td>T</td><td>9</td></tr><tr><td>G</td><td>34.8</td></tr><tr><td>L</td><td>77.5</td></tr><tr><td>SPL</td><td>6</td></tr><tr><td>ID</td><td>14.3</td></tr><tr><td>D</td><td>60</td></tr><tr><td>FAM</td><td>091</td></tr><tr><td>CW/CCW</td><td>Horário</td></tr></table>	T	9	G	34.8	L	77.5	SPL	6	ID	14.3	D	60	FAM	091	CW/CCW	Horário	<div>0408</div> <div></div> <div>APLICAÇÃO Application / Aplicación Pg. 219</div>	<div>1.01.0408.0</div> <table><tr><td>T</td><td>9</td></tr><tr><td>G</td><td>25.8</td></tr><tr><td>L</td><td>69</td></tr><tr><td>SPL</td><td>6</td></tr><tr><td>ID</td><td>11.5</td></tr><tr><td>D</td><td>46.5</td></tr><tr><td>FAM</td><td>010</td></tr><tr><td>CW/CCW</td><td>Horário</td></tr></table>	T	9	G	25.8	L	69	SPL	6	ID	11.5	D	46.5	FAM	010	CW/CCW	Horário
T	9																																																																						
G	25.8																																																																						
L	61.5																																																																						
SPL	11																																																																						
ID	13																																																																						
D	46.5																																																																						
FAM	081																																																																						
CW/CCW	Horário																																																																						
T	9																																																																						
G	25.8																																																																						
L	64																																																																						
SPL	10																																																																						
ID	11																																																																						
D	46.5																																																																						
FAM	092																																																																						
CW/CCW	Anti-horário																																																																						
T	9																																																																						
G	34.8																																																																						
L	77.5																																																																						
SPL	6																																																																						
ID	14.3																																																																						
D	60																																																																						
FAM	091																																																																						
CW/CCW	Horário																																																																						
T	9																																																																						
G	25.8																																																																						
L	69																																																																						
SPL	6																																																																						
ID	11.5																																																																						
D	46.5																																																																						
FAM	010																																																																						
CW/CCW	Horário																																																																						

T	G	L	SPL	ID	CT	D	FAM	CW/CCW
Nº de Dentes # Of Pinon Teeth # De Los Dientes Del Pinón	Ø Externo (mm) Pinon O.D. Piñon - Ø Externa	Comprimento Total (mm) Length Largo	Nº de Estrias # Of Splines # De Estriás	Ø da Bucha (mm) Pinon I.D. Pinón - Ø Interna	Nº Dentes Coroa # Barrel Gear Teeth # Dientes de la Corona	Ø da Capa (mm) Drive O.D. Ø Externa	Família Family Familia	Horário/Anti Horário Clockwise/Counter Clockwise Horario/Antihorario

<div>0411</div> <div></div> <div>APLICAÇÃO Application / Aplicación Pg. 219</div>	<div>1.01.0411.0</div> <table><tr><td>T</td><td>11</td></tr><tr><td>G</td><td>39.5</td></tr><tr><td>L</td><td>73</td></tr><tr><td>SPL</td><td>12</td></tr><tr><td>ID</td><td>17</td></tr><tr><td>D</td><td>60</td></tr><tr><td>FAM</td><td>039</td></tr><tr><td>CW/CCW</td><td>Horário</td></tr></table>	T	11	G	39.5	L	73	SPL	12	ID	17	D	60	FAM	039	CW/CCW	Horário	<div>0412</div> <div></div> <div>APLICAÇÃO Application / Aplicación Pg. 220</div>	<div>1.01.0412.0</div> <table><tr><td>T</td><td>9</td></tr><tr><td>G</td><td>29.3</td></tr><tr><td>L</td><td>75</td></tr><tr><td>SPL</td><td>12</td></tr><tr><td>ID</td><td>12.06</td></tr><tr><td>D</td><td>46.5</td></tr><tr><td>FAM</td><td>083</td></tr><tr><td>CW/CCW</td><td>Horário</td></tr></table>	T	9	G	29.3	L	75	SPL	12	ID	12.06	D	46.5	FAM	083	CW/CCW	Horário	<div>0414</div> <div></div> <div>APLICAÇÃO Application / Aplicación Pg. 220</div>	<div>1.01.0414.0</div> <table><tr><td>T</td><td>10</td></tr><tr><td>G</td><td>32</td></tr><tr><td>L</td><td>75</td></tr><tr><td>SPL</td><td>12</td></tr><tr><td>ID</td><td>12.06</td></tr><tr><td>D</td><td>46.5</td></tr><tr><td>FAM</td><td>083</td></tr><tr><td>CW/CCW</td><td>Horário</td></tr></table>	T	10	G	32	L	75	SPL	12	ID	12.06	D	46.5	FAM	083	CW/CCW	Horário	<div>0417</div> <div></div> <div>APLICAÇÃO Application / Aplicación Pg. 220</div>	<div>1.01.0417.0</div> <table><tr><td>T</td><td>9</td></tr><tr><td>G</td><td>34.8</td></tr><tr><td>L</td><td>64</td></tr><tr><td>SPL</td><td>10</td></tr><tr><td>ID</td><td>12</td></tr><tr><td>D</td><td>54.5</td></tr><tr><td>FAM</td><td>001</td></tr><tr><td>CW/CCW</td><td>Horário</td></tr></table>	T	9	G	34.8	L	64	SPL	10	ID	12	D	54.5	FAM	001	CW/CCW	Horário
T	11																																																																						
G	39.5																																																																						
L	73																																																																						
SPL	12																																																																						
ID	17																																																																						
D	60																																																																						
FAM	039																																																																						
CW/CCW	Horário																																																																						
T	9																																																																						
G	29.3																																																																						
L	75																																																																						
SPL	12																																																																						
ID	12.06																																																																						
D	46.5																																																																						
FAM	083																																																																						
CW/CCW	Horário																																																																						
T	10																																																																						
G	32																																																																						
L	75																																																																						
SPL	12																																																																						
ID	12.06																																																																						
D	46.5																																																																						
FAM	083																																																																						
CW/CCW	Horário																																																																						
T	9																																																																						
G	34.8																																																																						
L	64																																																																						
SPL	10																																																																						
ID	12																																																																						
D	54.5																																																																						
FAM	001																																																																						
CW/CCW	Horário																																																																						
<div>0419</div> <div></div> <div>APLICAÇÃO Application / Aplicación Pg. 220</div>	<div>1.01.0419.0</div> <table><tr><td>T</td><td>10</td></tr><tr><td>G</td><td>39</td></tr><tr><td>L</td><td>91</td></tr><tr><td>SPL</td><td>10</td></tr><tr><td>ID</td><td>14.3</td></tr><tr><td>D</td><td>60</td></tr><tr><td>FAM</td><td>015</td></tr><tr><td>CW/CCW</td><td>Horário</td></tr></table>	T	10	G	39	L	91	SPL	10	ID	14.3	D	60	FAM	015	CW/CCW	Horário	<div>0420</div> <div></div> <div>APLICAÇÃO Application / Aplicación Pg. 220</div>	<div>1.01.0420.0</div> <table><tr><td>T</td><td>9</td></tr><tr><td>G</td><td>25.8</td></tr><tr><td>L</td><td>64</td></tr><tr><td>SPL</td><td>10</td></tr><tr><td>ID</td><td>12</td></tr><tr><td>D</td><td>46.5</td></tr><tr><td>FAM</td><td>092</td></tr><tr><td>CW/CCW</td><td>Horário</td></tr></table>	T	9	G	25.8	L	64	SPL	10	ID	12	D	46.5	FAM	092	CW/CCW	Horário	<div>0426</div> <div></div> <div>APLICAÇÃO Application / Aplicación Pg. 221</div>	<div>1.01.0426.0</div> <table><tr><td>T</td><td>11</td></tr><tr><td>G</td><td>34.8</td></tr><tr><td>L</td><td>60.5</td></tr><tr><td>SPL</td><td>8</td></tr><tr><td>ID</td><td>12.8</td></tr><tr><td>D</td><td>45.9</td></tr><tr><td>FAM</td><td>030</td></tr><tr><td>CW/CCW</td><td>Horário</td></tr></table>	T	11	G	34.8	L	60.5	SPL	8	ID	12.8	D	45.9	FAM	030	CW/CCW	Horário	<div>0428</div> <div></div> <div>APLICAÇÃO Application / Aplicación Pg. 221</div>	<div>1.01.0428.0</div> <table><tr><td>T</td><td>9</td></tr><tr><td>G</td><td>25.8</td></tr><tr><td>L</td><td>85</td></tr><tr><td>SPL</td><td>10</td></tr><tr><td>ID</td><td>12</td></tr><tr><td>D</td><td>46.5</td></tr><tr><td>FAM</td><td>093</td></tr><tr><td>CW/CCW</td><td>Anti-horário</td></tr></table>	T	9	G	25.8	L	85	SPL	10	ID	12	D	46.5	FAM	093	CW/CCW	Anti-horário
T	10																																																																						
G	39																																																																						
L	91																																																																						
SPL	10																																																																						
ID	14.3																																																																						
D	60																																																																						
FAM	015																																																																						
CW/CCW	Horário																																																																						
T	9																																																																						
G	25.8																																																																						
L	64																																																																						
SPL	10																																																																						
ID	12																																																																						
D	46.5																																																																						
FAM	092																																																																						
CW/CCW	Horário																																																																						
T	11																																																																						
G	34.8																																																																						
L	60.5																																																																						
SPL	8																																																																						
ID	12.8																																																																						
D	45.9																																																																						
FAM	030																																																																						
CW/CCW	Horário																																																																						
T	9																																																																						
G	25.8																																																																						
L	85																																																																						
SPL	10																																																																						
ID	12																																																																						
D	46.5																																																																						
FAM	093																																																																						
CW/CCW	Anti-horário																																																																						
<div>0429</div> <div></div> <div>APLICAÇÃO Application / Aplicación Pg. 221</div>	<div>1.01.0429.0</div> <table><tr><td>T</td><td>9</td></tr><tr><td>G</td><td>30</td></tr><tr><td>L</td><td>76.5</td></tr><tr><td>SPL</td><td>10</td></tr><tr><td>ID</td><td>12.5</td></tr><tr><td>D</td><td>46.5</td></tr><tr><td>FAM</td><td>073</td></tr><tr><td>CW/CCW</td><td>Horário</td></tr></table>	T	9	G	30	L	76.5	SPL	10	ID	12.5	D	46.5	FAM	073	CW/CCW	Horário	<div>0433</div> <div></div> <div>APLICAÇÃO Application / Aplicación Pg. 221</div>	<div>1.01.0433.0</div> <table><tr><td>T</td><td>9</td></tr><tr><td>G</td><td>25.8</td></tr><tr><td>L</td><td>69</td></tr><tr><td>SPL</td><td>3</td></tr><tr><td>ID</td><td>12</td></tr><tr><td>D</td><td>43.5</td></tr><tr><td>FAM</td><td>017</td></tr><tr><td>CW/CCW</td><td>Horário</td></tr></table>	T	9	G	25.8	L	69	SPL	3	ID	12	D	43.5	FAM	017	CW/CCW	Horário	<div>0438</div> <div></div> <div>APLICAÇÃO Application / Aplicación Pg. 221</div>	<div>1.01.0438.0</div> <table><tr><td>T</td><td>9</td></tr><tr><td>G</td><td>34.8</td></tr><tr><td>L</td><td>91</td></tr><tr><td>SPL</td><td>10</td></tr><tr><td>ID</td><td>15.05</td></tr><tr><td>D</td><td>60</td></tr><tr><td>FAM</td><td>036</td></tr><tr><td>CW/CCW</td><td>Horário</td></tr></table>	T	9	G	34.8	L	91	SPL	10	ID	15.05	D	60	FAM	036	CW/CCW	Horário	<div>0440</div> <div></div> <div>APLICAÇÃO Application / Aplicación Pg. 221</div>	<div>1.01.0440.0</div> <table><tr><td>T</td><td>9</td></tr><tr><td>G</td><td>34.8</td></tr><tr><td>L</td><td>95</td></tr><tr><td>SPL</td><td>10</td></tr><tr><td>ID</td><td>15.05</td></tr><tr><td>D</td><td>60</td></tr><tr><td>FAM</td><td>025</td></tr><tr><td>CW/CCW</td><td>Horário</td></tr></table>	T	9	G	34.8	L	95	SPL	10	ID	15.05	D	60	FAM	025	CW/CCW	Horário
T	9																																																																						
G	30																																																																						
L	76.5																																																																						
SPL	10																																																																						
ID	12.5																																																																						
D	46.5																																																																						
FAM	073																																																																						
CW/CCW	Horário																																																																						
T	9																																																																						
G	25.8																																																																						
L	69																																																																						
SPL	3																																																																						
ID	12																																																																						
D	43.5																																																																						
FAM	017																																																																						
CW/CCW	Horário																																																																						
T	9																																																																						
G	34.8																																																																						
L	91																																																																						
SPL	10																																																																						
ID	15.05																																																																						
D	60																																																																						
FAM	036																																																																						
CW/CCW	Horário																																																																						
T	9																																																																						
G	34.8																																																																						
L	95																																																																						
SPL	10																																																																						
ID	15.05																																																																						
D	60																																																																						
FAM	025																																																																						
CW/CCW	Horário																																																																						
<div>0442</div> <div></div> <div>APLICAÇÃO Application / Aplicación Pg. 221</div>	<div>1.01.0442.0</div> <table><tr><td>T</td><td>9</td></tr><tr><td>G</td><td>25.8</td></tr><tr><td>L</td><td>64</td></tr><tr><td>SPL</td><td>10</td></tr><tr><td>ID</td><td>12</td></tr><tr><td>D</td><td>46.7</td></tr><tr><td>FAM</td><td>001</td></tr><tr><td>CW/CCW</td><td>Anti-horário</td></tr></table>	T	9	G	25.8	L	64	SPL	10	ID	12	D	46.7	FAM	001	CW/CCW	Anti-horário	<div>0443</div> <div></div> <div>APLICAÇÃO Application / Aplicación Pg. 222</div>	<div>1.01.0443.0</div> <table><tr><td>T</td><td>9</td></tr><tr><td>G</td><td>25.8</td></tr><tr><td>L</td><td>62.5</td></tr><tr><td>SPL</td><td>6</td></tr><tr><td>ID</td><td>12</td></tr><tr><td>D</td><td>46.5</td></tr><tr><td>FAM</td><td>010</td></tr><tr><td>CW/CCW</td><td>Horário</td></tr></table>	T	9	G	25.8	L	62.5	SPL	6	ID	12	D	46.5	FAM	010	CW/CCW	Horário	<div>0445</div> <div></div> <div>APLICAÇÃO Application / Aplicación Pg. 222</div>	<div>1.01.0445.0</div> <table><tr><td>T</td><td>9</td></tr><tr><td>G</td><td>25.8</td></tr><tr><td>L</td><td>61.5</td></tr><tr><td>SPL</td><td>9</td></tr><tr><td>ID</td><td>12.06</td></tr><tr><td>D</td><td>46.5</td></tr><tr><td>FAM</td><td>005</td></tr><tr><td>CW/CCW</td><td>Horário</td></tr></table>	T	9	G	25.8	L	61.5	SPL	9	ID	12.06	D	46.5	FAM	005	CW/CCW	Horário	<div>0447</div> <div></div> <div>APLICAÇÃO Application / Aplicación Pg. 222</div>	<div>1.01.0447.0</div> <table><tr><td>T</td><td>11</td></tr><tr><td>G</td><td>41</td></tr><tr><td>L</td><td>73.5</td></tr><tr><td>SPL</td><td>10</td></tr><tr><td>ID</td><td>14.2</td></tr><tr><td>D</td><td>60</td></tr><tr><td>FAM</td><td>015</td></tr><tr><td>CW/CCW</td><td>Horário</td></tr></table>	T	11	G	41	L	73.5	SPL	10	ID	14.2	D	60	FAM	015	CW/CCW	Horário
T	9																																																																						
G	25.8																																																																						
L	64																																																																						
SPL	10																																																																						
ID	12																																																																						
D	46.7																																																																						
FAM	001																																																																						
CW/CCW	Anti-horário																																																																						
T	9																																																																						
G	25.8																																																																						
L	62.5																																																																						
SPL	6																																																																						
ID	12																																																																						
D	46.5																																																																						
FAM	010																																																																						
CW/CCW	Horário																																																																						
T	9																																																																						
G	25.8																																																																						
L	61.5																																																																						
SPL	9																																																																						
ID	12.06																																																																						
D	46.5																																																																						
FAM	005																																																																						
CW/CCW	Horário																																																																						
T	11																																																																						
G	41																																																																						
L	73.5																																																																						
SPL	10																																																																						
ID	14.2																																																																						
D	60																																																																						
FAM	015																																																																						
CW/CCW	Horário																																																																						

T	G	L	SPL	ID	CT	D	FAM	CW/CCW
Nº de Dentes # Of Pinion Teeth # De Los Dientes Del Pinón	ø Externo (mm) Pinon O.D. Piñon - ø Externa	Comprimento Total (mm) Length Largo	Nº de Estrias # Of Splines # De Estriás	ø da Bucha (mm) Pinon I.D. Pinón - ø Interna	Nº Dentes Coroa # Barrel Gear Teeth # Dientes de la Corona	ø da Capa (mm) Drive O.D. ø Externa	Família Family Familia	Horário/Anti Horário Clockwise/Counter Clockwise Horario/Antihorario

<div>0449</div> <div></div> <div>APLICAÇÃO Application / Aplicación Pg. 222</div>	<div>1.01.0449.0</div> <table><tr><td>T</td><td>9</td></tr><tr><td>G</td><td>36.5</td></tr><tr><td>L</td><td>73</td></tr><tr><td>SPL</td><td>12</td></tr><tr><td>ID</td><td>14.3</td></tr><tr><td>D</td><td>60</td></tr><tr><td>FAM</td><td>039</td></tr><tr><td>CW/CCW</td><td>Horário</td></tr></table>	T	9	G	36.5	L	73	SPL	12	ID	14.3	D	60	FAM	039	CW/CCW	Horário	<div>0450</div> <div></div> <div>APLICAÇÃO Application / Aplicación Pg. 222</div>	<div>1.01.0450.0</div> <table><tr><td>T</td><td>8</td></tr><tr><td>G</td><td>28.2</td></tr><tr><td>L</td><td>55.5</td></tr><tr><td>SPL</td><td>8</td></tr><tr><td>ID</td><td>12</td></tr><tr><td>D</td><td>46.5</td></tr><tr><td>FAM</td><td>047</td></tr><tr><td>CW/CCW</td><td>Horário</td></tr></table>	T	8	G	28.2	L	55.5	SPL	8	ID	12	D	46.5	FAM	047	CW/CCW	Horário	<div>0451</div> <div></div> <div>APLICAÇÃO Application / Aplicación Pg. 223</div>	<div>1.01.0451.0</div> <table><tr><td>T</td><td>9</td></tr><tr><td>G</td><td>25.8</td></tr><tr><td>L</td><td>62</td></tr><tr><td>SPL</td><td>6</td></tr><tr><td>ID</td><td>11.5</td></tr><tr><td>D</td><td>41.5</td></tr><tr><td>FAM</td><td>080</td></tr><tr><td>CW/CCW</td><td>Horário</td></tr></table>	T	9	G	25.8	L	62	SPL	6	ID	11.5	D	41.5	FAM	080	CW/CCW	Horário	<div>0453</div> <div></div> <div>APLICAÇÃO Application / Aplicación Pg. 223</div>	<div>1.01.0453.0</div> <table><tr><td>T</td><td>8</td></tr><tr><td>G</td><td>27</td></tr><tr><td>L</td><td>60.5</td></tr><tr><td>SPL</td><td>6</td></tr><tr><td>ID</td><td>12</td></tr><tr><td>D</td><td>41.5</td></tr><tr><td>FAM</td><td>080</td></tr><tr><td>CW/CCW</td><td>Anti-horário</td></tr></table>	T	8	G	27	L	60.5	SPL	6	ID	12	D	41.5	FAM	080	CW/CCW	Anti-horário
T	9																																																																						
G	36.5																																																																						
L	73																																																																						
SPL	12																																																																						
ID	14.3																																																																						
D	60																																																																						
FAM	039																																																																						
CW/CCW	Horário																																																																						
T	8																																																																						
G	28.2																																																																						
L	55.5																																																																						
SPL	8																																																																						
ID	12																																																																						
D	46.5																																																																						
FAM	047																																																																						
CW/CCW	Horário																																																																						
T	9																																																																						
G	25.8																																																																						
L	62																																																																						
SPL	6																																																																						
ID	11.5																																																																						
D	41.5																																																																						
FAM	080																																																																						
CW/CCW	Horário																																																																						
T	8																																																																						
G	27																																																																						
L	60.5																																																																						
SPL	6																																																																						
ID	12																																																																						
D	41.5																																																																						
FAM	080																																																																						
CW/CCW	Anti-horário																																																																						
<div>0454</div> <div></div> <div>APLICAÇÃO Application / Aplicación Pg. 223</div>	<div>1.01.0454.0</div> <table><tr><td>T</td><td>10</td></tr><tr><td>G</td><td>32</td></tr><tr><td>L</td><td>80</td></tr><tr><td>SPL</td><td>3</td></tr><tr><td>ID</td><td>14.26</td></tr><tr><td>D</td><td>60</td></tr><tr><td>FAM</td><td>020</td></tr><tr><td>CW/CCW</td><td>Horário</td></tr></table>	T	10	G	32	L	80	SPL	3	ID	14.26	D	60	FAM	020	CW/CCW	Horário	<div>0455</div> <div></div> <div>APLICAÇÃO Application / Aplicación Pg. 223</div>	<div>1.01.0455.0</div> <table><tr><td>T</td><td>10</td></tr><tr><td>G</td><td>27.94</td></tr><tr><td>L</td><td>71.8</td></tr><tr><td>SPL</td><td>12</td></tr><tr><td>ID</td><td>12</td></tr><tr><td>D</td><td>46.5</td></tr><tr><td>FAM</td><td>006</td></tr><tr><td>CW/CCW</td><td>Horário</td></tr></table>	T	10	G	27.94	L	71.8	SPL	12	ID	12	D	46.5	FAM	006	CW/CCW	Horário	<div>0458</div> <div></div> <div>APLICAÇÃO Application / Aplicación Pg. 223</div>	<div>1.01.0458.0</div> <table><tr><td>T</td><td>9</td></tr><tr><td>G</td><td>29.64</td></tr><tr><td>L</td><td>55.5</td></tr><tr><td>SPL</td><td>6</td></tr><tr><td>ID</td><td>12</td></tr><tr><td>D</td><td>41.5</td></tr><tr><td>FAM</td><td>017</td></tr><tr><td>CW/CCW</td><td>Anti-horário</td></tr></table>	T	9	G	29.64	L	55.5	SPL	6	ID	12	D	41.5	FAM	017	CW/CCW	Anti-horário	<div>0459</div> <div></div> <div>APLICAÇÃO Application / Aplicación Pg. 223</div>	<div>1.01.0459.0</div> <table><tr><td>T</td><td>10</td></tr><tr><td>G</td><td>27.5</td></tr><tr><td>L</td><td>80</td></tr><tr><td>SPL</td><td>3</td></tr><tr><td>ID</td><td>14</td></tr><tr><td>D</td><td>60</td></tr><tr><td>FAM</td><td>035</td></tr><tr><td>CW/CCW</td><td>Horário</td></tr></table>	T	10	G	27.5	L	80	SPL	3	ID	14	D	60	FAM	035	CW/CCW	Horário
T	10																																																																						
G	32																																																																						
L	80																																																																						
SPL	3																																																																						
ID	14.26																																																																						
D	60																																																																						
FAM	020																																																																						
CW/CCW	Horário																																																																						
T	10																																																																						
G	27.94																																																																						
L	71.8																																																																						
SPL	12																																																																						
ID	12																																																																						
D	46.5																																																																						
FAM	006																																																																						
CW/CCW	Horário																																																																						
T	9																																																																						
G	29.64																																																																						
L	55.5																																																																						
SPL	6																																																																						
ID	12																																																																						
D	41.5																																																																						
FAM	017																																																																						
CW/CCW	Anti-horário																																																																						
T	10																																																																						
G	27.5																																																																						
L	80																																																																						
SPL	3																																																																						
ID	14																																																																						
D	60																																																																						
FAM	035																																																																						
CW/CCW	Horário																																																																						
<div>0460</div> <div></div> <div>APLICAÇÃO Application / Aplicación Pg. 224</div>	<div>1.01.0460.0</div> <table><tr><td>T</td><td>10</td></tr><tr><td>G</td><td>27.2</td></tr><tr><td>L</td><td>74</td></tr><tr><td>SPL</td><td>10</td></tr><tr><td>ID</td><td>14.26</td></tr><tr><td>D</td><td>54.5</td></tr><tr><td>FAM</td><td>015</td></tr><tr><td>CW/CCW</td><td>Horário</td></tr></table>	T	10	G	27.2	L	74	SPL	10	ID	14.26	D	54.5	FAM	015	CW/CCW	Horário	<div>0461</div> <div></div> <div>APLICAÇÃO Application / Aplicación Pg. 224</div>	<div>1.01.0461.0</div> <table><tr><td>T</td><td>10</td></tr><tr><td>G</td><td>27.2</td></tr><tr><td>L</td><td>78.5</td></tr><tr><td>SPL</td><td>9</td></tr><tr><td>ID</td><td>12</td></tr><tr><td>D</td><td>46.5</td></tr><tr><td>FAM</td><td>019</td></tr><tr><td>CW/CCW</td><td>Horário</td></tr></table>	T	10	G	27.2	L	78.5	SPL	9	ID	12	D	46.5	FAM	019	CW/CCW	Horário	<div>0462</div> <div></div> <div>APLICAÇÃO Application / Aplicación Pg. 224</div>	<div>1.01.0462.0</div> <table><tr><td>T</td><td>9</td></tr><tr><td>G</td><td>29.64</td></tr><tr><td>L</td><td>68</td></tr><tr><td>SPL</td><td>9</td></tr><tr><td>ID</td><td>12</td></tr><tr><td>D</td><td>54.5</td></tr><tr><td>FAM</td><td>017</td></tr><tr><td>CW/CCW</td><td>Horário</td></tr></table>	T	9	G	29.64	L	68	SPL	9	ID	12	D	54.5	FAM	017	CW/CCW	Horário	<div>0463</div> <div></div> <div>APLICAÇÃO Application / Aplicación Pg. 224</div>	<div>1.01.0463.0</div> <table><tr><td>T</td><td>9</td></tr><tr><td>G</td><td>29.64</td></tr><tr><td>L</td><td>69</td></tr><tr><td>SPL</td><td>9</td></tr><tr><td>ID</td><td>12</td></tr><tr><td>D</td><td>46.5</td></tr><tr><td>FAM</td><td>017</td></tr><tr><td>CW/CCW</td><td>Horário</td></tr></table>	T	9	G	29.64	L	69	SPL	9	ID	12	D	46.5	FAM	017	CW/CCW	Horário
T	10																																																																						
G	27.2																																																																						
L	74																																																																						
SPL	10																																																																						
ID	14.26																																																																						
D	54.5																																																																						
FAM	015																																																																						
CW/CCW	Horário																																																																						
T	10																																																																						
G	27.2																																																																						
L	78.5																																																																						
SPL	9																																																																						
ID	12																																																																						
D	46.5																																																																						
FAM	019																																																																						
CW/CCW	Horário																																																																						
T	9																																																																						
G	29.64																																																																						
L	68																																																																						
SPL	9																																																																						
ID	12																																																																						
D	54.5																																																																						
FAM	017																																																																						
CW/CCW	Horário																																																																						
T	9																																																																						
G	29.64																																																																						
L	69																																																																						
SPL	9																																																																						
ID	12																																																																						
D	46.5																																																																						
FAM	017																																																																						
CW/CCW	Horário																																																																						
<div>0467</div> <div></div> <div>APLICAÇÃO Application / Aplicación Pg. 224</div>	<div>1.01.0467.0</div> <table><tr><td>T</td><td>9</td></tr><tr><td>G</td><td>25.8</td></tr><tr><td>L</td><td>54.5</td></tr><tr><td>SPL</td><td>9</td></tr><tr><td>ID</td><td>12.06</td></tr><tr><td>D</td><td>46.5</td></tr><tr><td>FAM</td><td>096</td></tr><tr><td>CW/CCW</td><td>Horário</td></tr></table>	T	9	G	25.8	L	54.5	SPL	9	ID	12.06	D	46.5	FAM	096	CW/CCW	Horário	<div>0468</div> <div></div> <div>APLICAÇÃO Application / Aplicación Pg. 224</div>	<div>1.01.0468.0</div> <table><tr><td>T</td><td>9</td></tr><tr><td>G</td><td>25.8</td></tr><tr><td>L</td><td>51.5</td></tr><tr><td>SPL</td><td>9</td></tr><tr><td>ID</td><td>12.06</td></tr><tr><td>D</td><td>46.5</td></tr><tr><td>FAM</td><td>096</td></tr><tr><td>CW/CCW</td><td>Horário</td></tr></table>	T	9	G	25.8	L	51.5	SPL	9	ID	12.06	D	46.5	FAM	096	CW/CCW	Horário	<div>0469</div> <div></div> <div>APLICAÇÃO Application / Aplicación Pg. 225</div>	<div>1.01.0469.0</div> <table><tr><td>T</td><td>10</td></tr><tr><td>G</td><td>26.82</td></tr><tr><td>L</td><td>63.5</td></tr><tr><td>SPL</td><td>9</td></tr><tr><td>ID</td><td>12</td></tr><tr><td>D</td><td>46.5</td></tr><tr><td>FAM</td><td>096</td></tr><tr><td>CW/CCW</td><td>Horário</td></tr></table>	T	10	G	26.82	L	63.5	SPL	9	ID	12	D	46.5	FAM	096	CW/CCW	Horário	<div>0474</div> <div></div> <div>APLICAÇÃO Application / Aplicación Pg. 225</div>	<div>1.01.0474.0</div> <table><tr><td>T</td><td>9</td></tr><tr><td>G</td><td>25.8</td></tr><tr><td>L</td><td>64</td></tr><tr><td>SPL</td><td>10</td></tr><tr><td>ID</td><td>12</td></tr><tr><td>D</td><td>46.5</td></tr><tr><td>FAM</td><td>100</td></tr><tr><td>CW/CCW</td><td>Horário</td></tr></table>	T	9	G	25.8	L	64	SPL	10	ID	12	D	46.5	FAM	100	CW/CCW	Horário
T	9																																																																						
G	25.8																																																																						
L	54.5																																																																						
SPL	9																																																																						
ID	12.06																																																																						
D	46.5																																																																						
FAM	096																																																																						
CW/CCW	Horário																																																																						
T	9																																																																						
G	25.8																																																																						
L	51.5																																																																						
SPL	9																																																																						
ID	12.06																																																																						
D	46.5																																																																						
FAM	096																																																																						
CW/CCW	Horário																																																																						
T	10																																																																						
G	26.82																																																																						
L	63.5																																																																						
SPL	9																																																																						
ID	12																																																																						
D	46.5																																																																						
FAM	096																																																																						
CW/CCW	Horário																																																																						
T	9																																																																						
G	25.8																																																																						
L	64																																																																						
SPL	10																																																																						
ID	12																																																																						
D	46.5																																																																						
FAM	100																																																																						
CW/CCW	Horário																																																																						

T	G	L	SPL	ID	CT	D	FAM	CW/CCW
Nº de Dentes # Of Pinon Teeth # De Los Dientes Del Pinón	Ø Externo (mm) Pinon O.D. Piñon - Ø Externa	Comprimento Total (mm) Length Largo	Nº de Estrias # Of Splines # De Estriás	Ø da Bucha (mm) Pinon I.D. Pinón - Ø Interna	Nº Dentes Coroa # Barrel Gear Teeth # Dientes de la Corona	Ø da Capa (mm) Drive O.D. Ø Externa	Família Family Familia	Horário/Anti Horário Clockwise/Counter Clockwise Horario/Antihorario

<div>0475</div> <div></div> <div>APLICAÇÃO Application / Aplicación Pg. 225</div>	<div>1.01.0475.0</div> <table><tr><td>T</td><td>9</td></tr><tr><td>G</td><td>29.64</td></tr><tr><td>L</td><td>59</td></tr><tr><td>SPL</td><td>10</td></tr><tr><td>ID</td><td>12</td></tr><tr><td>D</td><td>46.5</td></tr><tr><td>FAM</td><td>100</td></tr><tr><td>CW/CCW</td><td>Horário</td></tr></table>	T	9	G	29.64	L	59	SPL	10	ID	12	D	46.5	FAM	100	CW/CCW	Horário	<div>0482</div> <div></div> <div>APLICAÇÃO Application / Aplicación Pg. 225</div>	<div>1.01.0482.0</div> <table><tr><td>T</td><td>9</td></tr><tr><td>G</td><td>25.8</td></tr><tr><td>L</td><td>58.5</td></tr><tr><td>SPL</td><td>10</td></tr><tr><td>ID</td><td>12</td></tr><tr><td>D</td><td>46.3</td></tr><tr><td>FAM</td><td>100</td></tr><tr><td>CW/CCW</td><td>Horário</td></tr></table>	T	9	G	25.8	L	58.5	SPL	10	ID	12	D	46.3	FAM	100	CW/CCW	Horário	<div>0486</div> <div></div> <div>APLICAÇÃO Application / Aplicación Pg. 226</div>	<div>1.01.0486.0</div> <table><tr><td>T</td><td>10</td></tr><tr><td>G</td><td>40</td></tr><tr><td>L</td><td>100</td></tr><tr><td>SPL</td><td>12</td></tr><tr><td>ID</td><td>17.03</td></tr><tr><td>D</td><td>60</td></tr><tr><td>FAM</td><td>040</td></tr><tr><td>CW/CCW</td><td>Horário</td></tr></table>	T	10	G	40	L	100	SPL	12	ID	17.03	D	60	FAM	040	CW/CCW	Horário	<div>0492</div> <div></div> <div>APLICAÇÃO Application / Aplicación Pg. 226</div>	<div>1.01.0492.0</div> <table><tr><td>T</td><td>10</td></tr><tr><td>G</td><td>32</td></tr><tr><td>L</td><td>95</td></tr><tr><td>SPL</td><td>3</td></tr><tr><td>ID</td><td>15</td></tr><tr><td>D</td><td>60</td></tr><tr><td>FAM</td><td>035</td></tr><tr><td>CW/CCW</td><td>Horário</td></tr></table>	T	10	G	32	L	95	SPL	3	ID	15	D	60	FAM	035	CW/CCW	Horário
T	9																																																																						
G	29.64																																																																						
L	59																																																																						
SPL	10																																																																						
ID	12																																																																						
D	46.5																																																																						
FAM	100																																																																						
CW/CCW	Horário																																																																						
T	9																																																																						
G	25.8																																																																						
L	58.5																																																																						
SPL	10																																																																						
ID	12																																																																						
D	46.3																																																																						
FAM	100																																																																						
CW/CCW	Horário																																																																						
T	10																																																																						
G	40																																																																						
L	100																																																																						
SPL	12																																																																						
ID	17.03																																																																						
D	60																																																																						
FAM	040																																																																						
CW/CCW	Horário																																																																						
T	10																																																																						
G	32																																																																						
L	95																																																																						
SPL	3																																																																						
ID	15																																																																						
D	60																																																																						
FAM	035																																																																						
CW/CCW	Horário																																																																						
<div>0495</div> <div></div> <div>APLICAÇÃO Application / Aplicación Pg. 227</div>	<div>1.01.0495.0</div> <table><tr><td>T</td><td>10</td></tr><tr><td>G</td><td>33</td></tr><tr><td>L</td><td>75.5</td></tr><tr><td>SPL</td><td>6</td></tr><tr><td>ID</td><td>12</td></tr><tr><td>D</td><td>46.5</td></tr><tr><td>FAM</td><td>037</td></tr><tr><td>CW/CCW</td><td>Horário</td></tr></table>	T	10	G	33	L	75.5	SPL	6	ID	12	D	46.5	FAM	037	CW/CCW	Horário	<div>0498</div> <div></div> <div>APLICAÇÃO Application / Aplicación Pg. 228</div>	<div>1.01.0498.0</div> <table><tr><td>T</td><td>8</td></tr><tr><td>G</td><td>28.2</td></tr><tr><td>L</td><td>82</td></tr><tr><td>SPL</td><td>10</td></tr><tr><td>ID</td><td>12.5</td></tr><tr><td>D</td><td>46.5</td></tr><tr><td>FAM</td><td>050</td></tr><tr><td>CW/CCW</td><td>Horário</td></tr></table>	T	8	G	28.2	L	82	SPL	10	ID	12.5	D	46.5	FAM	050	CW/CCW	Horário	<div>0499</div> <div></div> <div>APLICAÇÃO Application / Aplicación Pg. 228</div>	<div>1.01.0499.0</div> <table><tr><td>T</td><td>8</td></tr><tr><td>G</td><td>28</td></tr><tr><td>L</td><td>60</td></tr><tr><td>SPL</td><td>10</td></tr><tr><td>ID</td><td>12.51</td></tr><tr><td>D</td><td>46.5</td></tr><tr><td>FAM</td><td>047</td></tr><tr><td>CW/CCW</td><td>Horário</td></tr></table>	T	8	G	28	L	60	SPL	10	ID	12.51	D	46.5	FAM	047	CW/CCW	Horário	<div>0502</div> <div></div> <div>APLICAÇÃO Application / Aplicación Pg. 228</div>	<div>1.01.0502.0</div> <table><tr><td>T</td><td>11</td></tr><tr><td>G</td><td>29.5</td></tr><tr><td>L</td><td>60</td></tr><tr><td>SPL</td><td>12</td></tr><tr><td>ID</td><td>12.06</td></tr><tr><td>D</td><td>46.5</td></tr><tr><td>FAM</td><td>096</td></tr><tr><td>CW/CCW</td><td>Horário</td></tr></table>	T	11	G	29.5	L	60	SPL	12	ID	12.06	D	46.5	FAM	096	CW/CCW	Horário
T	10																																																																						
G	33																																																																						
L	75.5																																																																						
SPL	6																																																																						
ID	12																																																																						
D	46.5																																																																						
FAM	037																																																																						
CW/CCW	Horário																																																																						
T	8																																																																						
G	28.2																																																																						
L	82																																																																						
SPL	10																																																																						
ID	12.5																																																																						
D	46.5																																																																						
FAM	050																																																																						
CW/CCW	Horário																																																																						
T	8																																																																						
G	28																																																																						
L	60																																																																						
SPL	10																																																																						
ID	12.51																																																																						
D	46.5																																																																						
FAM	047																																																																						
CW/CCW	Horário																																																																						
T	11																																																																						
G	29.5																																																																						
L	60																																																																						
SPL	12																																																																						
ID	12.06																																																																						
D	46.5																																																																						
FAM	096																																																																						
CW/CCW	Horário																																																																						
<div>0506</div> <div></div> <div>APLICAÇÃO Application / Aplicación Pg. 228</div>	<div>1.01.0506.0</div> <table><tr><td>T</td><td>10</td></tr><tr><td>G</td><td>40</td></tr><tr><td>L</td><td>100</td></tr><tr><td>SPL</td><td>3</td></tr><tr><td>ID</td><td>17</td></tr><tr><td>D</td><td>60</td></tr><tr><td>FAM</td><td>040</td></tr><tr><td>CW/CCW</td><td>Horário</td></tr></table>	T	10	G	40	L	100	SPL	3	ID	17	D	60	FAM	040	CW/CCW	Horário	<div>0517</div> <div></div> <div>APLICAÇÃO Application / Aplicación Pg. 228</div>	<div>1.01.0517.0</div> <table><tr><td>T</td><td>8</td></tr><tr><td>G</td><td>28</td></tr><tr><td>L</td><td>82</td></tr><tr><td>SPL</td><td>10</td></tr><tr><td>ID</td><td>12.51</td></tr><tr><td>D</td><td>46.5</td></tr><tr><td>FAM</td><td>050</td></tr><tr><td>CW/CCW</td><td>Anti-horário</td></tr></table>	T	8	G	28	L	82	SPL	10	ID	12.51	D	46.5	FAM	050	CW/CCW	Anti-horário	<div>0519</div> <div></div> <div>APLICAÇÃO Application / Aplicación Pg. 228</div>	<div>1.01.0519.0</div> <table><tr><td>T</td><td>8</td></tr><tr><td>G</td><td>28.2</td></tr><tr><td>L</td><td>70.5</td></tr><tr><td>SPL</td><td>8</td></tr><tr><td>ID</td><td>12</td></tr><tr><td>D</td><td>46.5</td></tr><tr><td>FAM</td><td>047</td></tr><tr><td>CW/CCW</td><td>Anti-horário</td></tr></table>	T	8	G	28.2	L	70.5	SPL	8	ID	12	D	46.5	FAM	047	CW/CCW	Anti-horário	<div>0520</div> <div></div> <div>APLICAÇÃO Application / Aplicación Pg. 229</div>	<div>1.01.0520.0</div> <table><tr><td>T</td><td>10</td></tr><tr><td>G</td><td>26.82</td></tr><tr><td>L</td><td>58.5</td></tr><tr><td>SPL</td><td>10</td></tr><tr><td>ID</td><td>12</td></tr><tr><td>D</td><td>46.5</td></tr><tr><td>FAM</td><td>100</td></tr><tr><td>CW/CCW</td><td>Horário</td></tr></table>	T	10	G	26.82	L	58.5	SPL	10	ID	12	D	46.5	FAM	100	CW/CCW	Horário
T	10																																																																						
G	40																																																																						
L	100																																																																						
SPL	3																																																																						
ID	17																																																																						
D	60																																																																						
FAM	040																																																																						
CW/CCW	Horário																																																																						
T	8																																																																						
G	28																																																																						
L	82																																																																						
SPL	10																																																																						
ID	12.51																																																																						
D	46.5																																																																						
FAM	050																																																																						
CW/CCW	Anti-horário																																																																						
T	8																																																																						
G	28.2																																																																						
L	70.5																																																																						
SPL	8																																																																						
ID	12																																																																						
D	46.5																																																																						
FAM	047																																																																						
CW/CCW	Anti-horário																																																																						
T	10																																																																						
G	26.82																																																																						
L	58.5																																																																						
SPL	10																																																																						
ID	12																																																																						
D	46.5																																																																						
FAM	100																																																																						
CW/CCW	Horário																																																																						
<div>0522</div> <div></div> <div>APLICAÇÃO Application / Aplicación Pg. 229</div>	<div>1.01.0522.0</div> <table><tr><td>T</td><td>10</td></tr><tr><td>G</td><td>27.94</td></tr><tr><td>L</td><td>80.5</td></tr><tr><td>SPL</td><td>3</td></tr><tr><td>ID</td><td>12</td></tr><tr><td>D</td><td>46.2</td></tr><tr><td>FAM</td><td>020</td></tr><tr><td>CW/CCW</td><td>Horário</td></tr></table>	T	10	G	27.94	L	80.5	SPL	3	ID	12	D	46.2	FAM	020	CW/CCW	Horário	<div>0528</div> <div></div> <div>APLICAÇÃO Application / Aplicación Pg. 229</div>	<div>1.01.0528.0</div> <table><tr><td>T</td><td>12</td></tr><tr><td>G</td><td>46.3</td></tr><tr><td>L</td><td>74</td></tr><tr><td>SPL</td><td>10</td></tr><tr><td>ID</td><td>14.3</td></tr><tr><td>D</td><td>60</td></tr><tr><td>FAM</td><td>015</td></tr><tr><td>CW/CCW</td><td>Horário</td></tr></table>	T	12	G	46.3	L	74	SPL	10	ID	14.3	D	60	FAM	015	CW/CCW	Horário	<div>0530</div> <div></div> <div>APLICAÇÃO Application / Aplicación Pg. 229</div>	<div>1.01.0530.0</div> <table><tr><td>T</td><td>10</td></tr><tr><td>G</td><td>27.94</td></tr><tr><td>L</td><td>76</td></tr><tr><td>SPL</td><td>12</td></tr><tr><td>ID</td><td>12</td></tr><tr><td>D</td><td>54.5</td></tr><tr><td>FAM</td><td>016</td></tr><tr><td>CW/CCW</td><td>Horário</td></tr></table>	T	10	G	27.94	L	76	SPL	12	ID	12	D	54.5	FAM	016	CW/CCW	Horário	<div>0532</div> <div></div> <div>APLICAÇÃO Application / Aplicación Pg. 229</div>	<div>1.01.0532.0</div> <table><tr><td>T</td><td>9</td></tr><tr><td>G</td><td>25.9</td></tr><tr><td>L</td><td>58.5</td></tr><tr><td>SPL</td><td>10</td></tr><tr><td>ID</td><td>11</td></tr><tr><td>D</td><td>46.5</td></tr><tr><td>FAM</td><td>100</td></tr><tr><td>CW/CCW</td><td>Horário</td></tr></table>	T	9	G	25.9	L	58.5	SPL	10	ID	11	D	46.5	FAM	100	CW/CCW	Horário
T	10																																																																						
G	27.94																																																																						
L	80.5																																																																						
SPL	3																																																																						
ID	12																																																																						
D	46.2																																																																						
FAM	020																																																																						
CW/CCW	Horário																																																																						
T	12																																																																						
G	46.3																																																																						
L	74																																																																						
SPL	10																																																																						
ID	14.3																																																																						
D	60																																																																						
FAM	015																																																																						
CW/CCW	Horário																																																																						
T	10																																																																						
G	27.94																																																																						
L	76																																																																						
SPL	12																																																																						
ID	12																																																																						
D	54.5																																																																						
FAM	016																																																																						
CW/CCW	Horário																																																																						
T	9																																																																						
G	25.9																																																																						
L	58.5																																																																						
SPL	10																																																																						
ID	11																																																																						
D	46.5																																																																						
FAM	100																																																																						
CW/CCW	Horário																																																																						

T	G	L	SPL	ID	CT	D	FAM	CW/CCW
Nº de Dentes # Of Pinon Teeth # De Los Dientes Del Pinón	Ø Externo (mm) Pinon O.D. Piñon - Ø Externa	Comprimento Total (mm) Length Largo	Nº de Estrias # Of Splines # De Estriás	Ø da Bucha (mm) Pinon I.D. Pinón - Ø Interna	Nº Dentes Coroa # Barrel Gear Teeth # Dientes de la Corona	Ø da Capa (mm) Drive O.D. Ø Externa	Família Family Familia	Horário/Anti Horário Clockwise/Counter Clockwise Horario/Antihorario

<div><div>0533</div><div></div><div>APLICAÇÃO Application / Aplicación Pg. 229</div></div> <div><div>1.01.0533.0</div><table><tr><td>T</td><td>9</td></tr><tr><td>G</td><td>29.64</td></tr><tr><td>L</td><td>70</td></tr><tr><td>SPL</td><td>6</td></tr><tr><td>ID</td><td>14</td></tr><tr><td>D</td><td>46.5</td></tr><tr><td>FAM</td><td>107</td></tr><tr><td>CW/CCW</td><td>Horário</td></tr></table></div>	T	9	G	29.64	L	70	SPL	6	ID	14	D	46.5	FAM	107	CW/CCW	Horário	<div><div>0537</div><div></div><div>APLICAÇÃO Application / Aplicación Pg. 230</div></div> <div><div>1.01.0537.0</div><table><tr><td>T</td><td>9</td></tr><tr><td>G</td><td>25.8</td></tr><tr><td>L</td><td>76</td></tr><tr><td>SPL</td><td>10</td></tr><tr><td>ID</td><td>12</td></tr><tr><td>D</td><td>46.5</td></tr><tr><td>FAM</td><td>073</td></tr><tr><td>CW/CCW</td><td>Horário</td></tr></table></div>	T	9	G	25.8	L	76	SPL	10	ID	12	D	46.5	FAM	073	CW/CCW	Horário	<div><div>0540</div><div></div><div>APLICAÇÃO Application / Aplicación Pg. 230</div></div> <div><div>1.01.0540.0</div><table><tr><td>T</td><td>11</td></tr><tr><td>G</td><td>29.5</td></tr><tr><td>L</td><td>66.5</td></tr><tr><td>SPL</td><td>6</td></tr><tr><td>ID</td><td>14</td></tr><tr><td>D</td><td>46.5</td></tr><tr><td>FAM</td><td>011</td></tr><tr><td>CW/CCW</td><td>Anti-horário</td></tr></table></div>	T	11	G	29.5	L	66.5	SPL	6	ID	14	D	46.5	FAM	011	CW/CCW	Anti-horário	<div><div>0545</div><div></div><div>APLICAÇÃO Application / Aplicación Pg. 230</div></div> <div><div>1.01.0545.0</div><table><tr><td>T</td><td>8</td></tr><tr><td>G</td><td>28.2</td></tr><tr><td>L</td><td>64</td></tr><tr><td>SPL</td><td>10</td></tr><tr><td>ID</td><td>12.6</td></tr><tr><td>D</td><td>46.6</td></tr><tr><td>FAM</td><td>047</td></tr><tr><td>CW/CCW</td><td>Horário</td></tr></table></div>	T	8	G	28.2	L	64	SPL	10	ID	12.6	D	46.6	FAM	047	CW/CCW	Horário
T	9																																																																		
G	29.64																																																																		
L	70																																																																		
SPL	6																																																																		
ID	14																																																																		
D	46.5																																																																		
FAM	107																																																																		
CW/CCW	Horário																																																																		
T	9																																																																		
G	25.8																																																																		
L	76																																																																		
SPL	10																																																																		
ID	12																																																																		
D	46.5																																																																		
FAM	073																																																																		
CW/CCW	Horário																																																																		
T	11																																																																		
G	29.5																																																																		
L	66.5																																																																		
SPL	6																																																																		
ID	14																																																																		
D	46.5																																																																		
FAM	011																																																																		
CW/CCW	Anti-horário																																																																		
T	8																																																																		
G	28.2																																																																		
L	64																																																																		
SPL	10																																																																		
ID	12.6																																																																		
D	46.6																																																																		
FAM	047																																																																		
CW/CCW	Horário																																																																		
<div><div>0554</div><div></div><div>APLICAÇÃO Application / Aplicación Pg. 230</div></div> <div><div>1.01.0554.0</div><table><tr><td>T</td><td>9</td></tr><tr><td>G</td><td>29.5</td></tr><tr><td>L</td><td>65</td></tr><tr><td>SPL</td><td>10</td></tr><tr><td>ID</td><td>12.51</td></tr><tr><td>D</td><td>46.5</td></tr><tr><td>FAM</td><td>047</td></tr><tr><td>CW/CCW</td><td>Horário</td></tr></table></div>	T	9	G	29.5	L	65	SPL	10	ID	12.51	D	46.5	FAM	047	CW/CCW	Horário	<div><div>0570</div><div></div><div>APLICAÇÃO Application / Aplicación Pg. 230</div></div> <div><div>1.01.0570.0</div><table><tr><td>T</td><td>11</td></tr><tr><td>G</td><td>29.5</td></tr><tr><td>L</td><td>59</td></tr><tr><td>SPL</td><td>9</td></tr><tr><td>ID</td><td>12</td></tr><tr><td>D</td><td>46.5</td></tr><tr><td>FAM</td><td>086</td></tr><tr><td>CW/CCW</td><td>Horário</td></tr></table></div>	T	11	G	29.5	L	59	SPL	9	ID	12	D	46.5	FAM	086	CW/CCW	Horário	<div><div>0571</div><div></div><div>APLICAÇÃO Application / Aplicación Pg. 231</div></div> <div><div>1.01.0571.0</div><table><tr><td>T</td><td>10</td></tr><tr><td>G</td><td>27.94</td></tr><tr><td>L</td><td>61.5</td></tr><tr><td>SPL</td><td>9</td></tr><tr><td>ID</td><td>12</td></tr><tr><td>D</td><td>46.5</td></tr><tr><td>FAM</td><td>047</td></tr><tr><td>CW/CCW</td><td>Horário</td></tr></table></div>	T	10	G	27.94	L	61.5	SPL	9	ID	12	D	46.5	FAM	047	CW/CCW	Horário	<div><div>0572</div><div></div><div>APLICAÇÃO Application / Aplicación Pg. 231</div></div> <div><div>1.01.0572.0</div><table><tr><td>T</td><td>10</td></tr><tr><td>G</td><td>27.5</td></tr><tr><td>L</td><td>65</td></tr><tr><td>SPL</td><td>10</td></tr><tr><td>ID</td><td>12</td></tr><tr><td>D</td><td>54.5</td></tr><tr><td>FAM</td><td>100</td></tr><tr><td>CW/CCW</td><td>Horário</td></tr></table></div>	T	10	G	27.5	L	65	SPL	10	ID	12	D	54.5	FAM	100	CW/CCW	Horário
T	9																																																																		
G	29.5																																																																		
L	65																																																																		
SPL	10																																																																		
ID	12.51																																																																		
D	46.5																																																																		
FAM	047																																																																		
CW/CCW	Horário																																																																		
T	11																																																																		
G	29.5																																																																		
L	59																																																																		
SPL	9																																																																		
ID	12																																																																		
D	46.5																																																																		
FAM	086																																																																		
CW/CCW	Horário																																																																		
T	10																																																																		
G	27.94																																																																		
L	61.5																																																																		
SPL	9																																																																		
ID	12																																																																		
D	46.5																																																																		
FAM	047																																																																		
CW/CCW	Horário																																																																		
T	10																																																																		
G	27.5																																																																		
L	65																																																																		
SPL	10																																																																		
ID	12																																																																		
D	54.5																																																																		
FAM	100																																																																		
CW/CCW	Horário																																																																		
<div><div>0573</div><div></div><div>APLICAÇÃO Application / Aplicación Pg. 231</div></div> <div><div>1.01.0573.0</div><table><tr><td>T</td><td>9</td></tr><tr><td>G</td><td>29.64</td></tr><tr><td>L</td><td>62</td></tr><tr><td>SPL</td><td>10</td></tr><tr><td>ID</td><td>12</td></tr><tr><td>D</td><td>54.5</td></tr><tr><td>FAM</td><td>100</td></tr><tr><td>CW/CCW</td><td>Horário</td></tr></table></div>	T	9	G	29.64	L	62	SPL	10	ID	12	D	54.5	FAM	100	CW/CCW	Horário	<div><div>0574</div><div></div><div>APLICAÇÃO Application / Aplicación Pg. 231</div></div> <div><div>1.01.0574.0</div><table><tr><td>T</td><td>9</td></tr><tr><td>G</td><td>25.8</td></tr><tr><td>L</td><td>53</td></tr><tr><td>SPL</td><td>9</td></tr><tr><td>ID</td><td>12</td></tr><tr><td>D</td><td>46.5</td></tr><tr><td>FAM</td><td>098</td></tr><tr><td>CW/CCW</td><td>Horário</td></tr></table></div>	T	9	G	25.8	L	53	SPL	9	ID	12	D	46.5	FAM	098	CW/CCW	Horário	<div><div>0575</div><div></div><div>APLICAÇÃO Application / Aplicación Pg. 231</div></div> <div><div>1.01.0575.0</div><table><tr><td>T</td><td>10</td></tr><tr><td>G</td><td>27.94</td></tr><tr><td>L</td><td>58.5</td></tr><tr><td>SPL</td><td>10</td></tr><tr><td>ID</td><td>12</td></tr><tr><td>D</td><td>46.5</td></tr><tr><td>FAM</td><td>100</td></tr><tr><td>CW/CCW</td><td>Horário</td></tr></table></div>	T	10	G	27.94	L	58.5	SPL	10	ID	12	D	46.5	FAM	100	CW/CCW	Horário	<div><div>0576</div><div></div><div>APLICAÇÃO Application / Aplicación Pg. 231</div></div> <div><div>1.01.0576.0</div><table><tr><td>T</td><td>8</td></tr><tr><td>G</td><td>28.2</td></tr><tr><td>L</td><td>60</td></tr><tr><td>SPL</td><td>10</td></tr><tr><td>ID</td><td>12.5</td></tr><tr><td>D</td><td>46.5</td></tr><tr><td>FAM</td><td>047</td></tr><tr><td>CW/CCW</td><td>Horário</td></tr></table></div>	T	8	G	28.2	L	60	SPL	10	ID	12.5	D	46.5	FAM	047	CW/CCW	Horário
T	9																																																																		
G	29.64																																																																		
L	62																																																																		
SPL	10																																																																		
ID	12																																																																		
D	54.5																																																																		
FAM	100																																																																		
CW/CCW	Horário																																																																		
T	9																																																																		
G	25.8																																																																		
L	53																																																																		
SPL	9																																																																		
ID	12																																																																		
D	46.5																																																																		
FAM	098																																																																		
CW/CCW	Horário																																																																		
T	10																																																																		
G	27.94																																																																		
L	58.5																																																																		
SPL	10																																																																		
ID	12																																																																		
D	46.5																																																																		
FAM	100																																																																		
CW/CCW	Horário																																																																		
T	8																																																																		
G	28.2																																																																		
L	60																																																																		
SPL	10																																																																		
ID	12.5																																																																		
D	46.5																																																																		
FAM	047																																																																		
CW/CCW	Horário																																																																		
<div><div>0579</div><div></div><div>APLICAÇÃO Application / Aplicación Pg. 232</div></div> <div><div>1.01.0579.0</div><table><tr><td>T</td><td>9</td></tr><tr><td>G</td><td>25.8</td></tr><tr><td>L</td><td>58.5</td></tr><tr><td>SPL</td><td>10</td></tr><tr><td>ID</td><td>12</td></tr><tr><td>D</td><td>46.5</td></tr><tr><td>FAM</td><td>102</td></tr><tr><td>CW/CCW</td><td>Anti-horário</td></tr></table></div>	T	9	G	25.8	L	58.5	SPL	10	ID	12	D	46.5	FAM	102	CW/CCW	Anti-horário	<div><div>0595</div><div></div><div>APLICAÇÃO Application / Aplicación Pg. 232</div></div> <div><div>1.01.0595.0</div><table><tr><td>T</td><td>8</td></tr><tr><td>G</td><td>28.2</td></tr><tr><td>L</td><td>50</td></tr><tr><td>SPL</td><td>8</td></tr><tr><td>ID</td><td>12</td></tr><tr><td>D</td><td>46.5</td></tr><tr><td>FAM</td><td>110</td></tr><tr><td>CW/CCW</td><td>Horário</td></tr></table></div>	T	8	G	28.2	L	50	SPL	8	ID	12	D	46.5	FAM	110	CW/CCW	Horário	<div><div>0596</div><div></div><div>APLICAÇÃO Application / Aplicación Pg. 232</div></div> <div><div>1.01.0596.0</div><table><tr><td>T</td><td>10</td></tr><tr><td>G</td><td>31.7</td></tr><tr><td>L</td><td>50.9</td></tr><tr><td>SPL</td><td>8</td></tr><tr><td>ID</td><td>12</td></tr><tr><td>D</td><td>46.5</td></tr><tr><td>FAM</td><td>112</td></tr><tr><td>CW/CCW</td><td>Horário</td></tr></table></div>	T	10	G	31.7	L	50.9	SPL	8	ID	12	D	46.5	FAM	112	CW/CCW	Horário	<div><div>0597</div><div></div><div>APLICAÇÃO Application / Aplicación Pg. 232</div></div> <div><div>1.01.0597.0</div><table><tr><td>T</td><td>10</td></tr><tr><td>G</td><td>27.94</td></tr><tr><td>L</td><td>51.4</td></tr><tr><td>SPL</td><td>8</td></tr><tr><td>ID</td><td>12</td></tr><tr><td>D</td><td>46.6</td></tr><tr><td>FAM</td><td>112</td></tr><tr><td>CW/CCW</td><td>Horário</td></tr></table></div>	T	10	G	27.94	L	51.4	SPL	8	ID	12	D	46.6	FAM	112	CW/CCW	Horário
T	9																																																																		
G	25.8																																																																		
L	58.5																																																																		
SPL	10																																																																		
ID	12																																																																		
D	46.5																																																																		
FAM	102																																																																		
CW/CCW	Anti-horário																																																																		
T	8																																																																		
G	28.2																																																																		
L	50																																																																		
SPL	8																																																																		
ID	12																																																																		
D	46.5																																																																		
FAM	110																																																																		
CW/CCW	Horário																																																																		
T	10																																																																		
G	31.7																																																																		
L	50.9																																																																		
SPL	8																																																																		
ID	12																																																																		
D	46.5																																																																		
FAM	112																																																																		
CW/CCW	Horário																																																																		
T	10																																																																		
G	27.94																																																																		
L	51.4																																																																		
SPL	8																																																																		
ID	12																																																																		
D	46.6																																																																		
FAM	112																																																																		
CW/CCW	Horário																																																																		

T	G	L	SPL	ID	CT	D	FAM	CW/CCW
Nº de Dentes # Of Pinon Teeth # De Los Dientes Del Pinón	Ø Externo (mm) Pinon O.D. Piñon - Ø Externa	Comprimento Total (mm) Length Largo	Nº de Estrias # Of Splines # De Estriás	Ø da Bucha (mm) Pinon I.D. Pinón - Ø Interna	Nº Dentes Coroa # Barrel Gear Teeth # Dientes de la Corona	Ø da Capa (mm) Drive O.D. Ø Externa	Família Family Familia	Horário/Anti Horário Clockwise/Counter Clockwise Horario/Antihorario

<div>0600</div> <div></div> <div>APLICAÇÃO Application / Aplicación Pg. 233</div>	<div>1.01.0600.0</div> <table><tr><td>T</td><td>8</td></tr><tr><td>G</td><td>28.2</td></tr><tr><td>L</td><td>65</td></tr><tr><td>SPL</td><td>8</td></tr><tr><td>ID</td><td>12</td></tr><tr><td>D</td><td>46.5</td></tr><tr><td>FAM</td><td>112</td></tr><tr><td>CW/CCW</td><td>Anti-horário</td></tr></table>	T	8	G	28.2	L	65	SPL	8	ID	12	D	46.5	FAM	112	CW/CCW	Anti-horário	<div>0601</div> <div></div> <div>APLICAÇÃO Application / Aplicación Pg. 233</div>	<div>1.01.0601.0</div> <table><tr><td>T</td><td>9</td></tr><tr><td>G</td><td>34.8</td></tr><tr><td>L</td><td>77.5</td></tr><tr><td>SPL</td><td>6</td></tr><tr><td>ID</td><td>14.3</td></tr><tr><td>D</td><td>60</td></tr><tr><td>FAM</td><td>091</td></tr><tr><td>CW/CCW</td><td>Horário</td></tr></table>	T	9	G	34.8	L	77.5	SPL	6	ID	14.3	D	60	FAM	091	CW/CCW	Horário	<div>0605</div> <div></div> <div>APLICAÇÃO Application / Aplicación Pg. 233</div>	<div>1.01.0605.0</div> <table><tr><td>T</td><td>9</td></tr><tr><td>G</td><td>25.8</td></tr><tr><td>L</td><td>77</td></tr><tr><td>SPL</td><td>6</td></tr><tr><td>ID</td><td>11</td></tr><tr><td>D</td><td>46.5</td></tr><tr><td>FAM</td><td>011</td></tr><tr><td>CW/CCW</td><td>Anti-horário</td></tr></table>	T	9	G	25.8	L	77	SPL	6	ID	11	D	46.5	FAM	011	CW/CCW	Anti-horário	<div>0609</div> <div></div> <div>APLICAÇÃO Application / Aplicación Pg. 233</div>	<div>1.01.0609.0</div> <table><tr><td>T</td><td>9</td></tr><tr><td>G</td><td>29.64</td></tr><tr><td>L</td><td>74.5</td></tr><tr><td>SPL</td><td>6</td></tr><tr><td>ID</td><td>12</td></tr><tr><td>D</td><td>46.5</td></tr><tr><td>FAM</td><td>037</td></tr><tr><td>CW/CCW</td><td>Horário</td></tr></table>	T	9	G	29.64	L	74.5	SPL	6	ID	12	D	46.5	FAM	037	CW/CCW	Horário
T	8																																																																						
G	28.2																																																																						
L	65																																																																						
SPL	8																																																																						
ID	12																																																																						
D	46.5																																																																						
FAM	112																																																																						
CW/CCW	Anti-horário																																																																						
T	9																																																																						
G	34.8																																																																						
L	77.5																																																																						
SPL	6																																																																						
ID	14.3																																																																						
D	60																																																																						
FAM	091																																																																						
CW/CCW	Horário																																																																						
T	9																																																																						
G	25.8																																																																						
L	77																																																																						
SPL	6																																																																						
ID	11																																																																						
D	46.5																																																																						
FAM	011																																																																						
CW/CCW	Anti-horário																																																																						
T	9																																																																						
G	29.64																																																																						
L	74.5																																																																						
SPL	6																																																																						
ID	12																																																																						
D	46.5																																																																						
FAM	037																																																																						
CW/CCW	Horário																																																																						
<div>0610</div> <div></div> <div>APLICAÇÃO Application / Aplicación Pg. 233</div>	<div>1.01.0610.0</div> <table><tr><td>T</td><td>9</td></tr><tr><td>G</td><td>25.8</td></tr><tr><td>L</td><td>68</td></tr><tr><td>SPL</td><td>3</td></tr><tr><td>ID</td><td>12</td></tr><tr><td>D</td><td>43.5</td></tr><tr><td>FAM</td><td>095</td></tr><tr><td>CW/CCW</td><td>Horário</td></tr></table>	T	9	G	25.8	L	68	SPL	3	ID	12	D	43.5	FAM	095	CW/CCW	Horário	<div>0615</div> <div></div> <div>APLICAÇÃO Application / Aplicación Pg. 233</div>	<div>1.01.0615.0</div> <table><tr><td>T</td><td>11</td></tr><tr><td>G</td><td>39.5</td></tr><tr><td>L</td><td>73</td></tr><tr><td>SPL</td><td>3</td></tr><tr><td>ID</td><td>17</td></tr><tr><td>D</td><td>60</td></tr><tr><td>FAM</td><td>039</td></tr><tr><td>CW/CCW</td><td>Anti-horário</td></tr></table>	T	11	G	39.5	L	73	SPL	3	ID	17	D	60	FAM	039	CW/CCW	Anti-horário	<div>0617</div> <div></div> <div>APLICAÇÃO Application / Aplicación Pg. 233</div>	<div>1.01.0617.0</div> <table><tr><td>T</td><td>9</td></tr><tr><td>G</td><td>30</td></tr><tr><td>L</td><td>51</td></tr><tr><td>SPL</td><td>8</td></tr><tr><td>ID</td><td>12</td></tr><tr><td>D</td><td>46.5</td></tr><tr><td>FAM</td><td>110</td></tr><tr><td>CW/CCW</td><td>Horário</td></tr></table>	T	9	G	30	L	51	SPL	8	ID	12	D	46.5	FAM	110	CW/CCW	Horário	<div>0619</div> <div></div> <div>APLICAÇÃO Application / Aplicación Pg. 234</div>	<div>1.01.0619.0</div> <table><tr><td>T</td><td>9</td></tr><tr><td>G</td><td>25.8</td></tr><tr><td>L</td><td>58.5</td></tr><tr><td>SPL</td><td>10</td></tr><tr><td>ID</td><td>11</td></tr><tr><td>D</td><td>46.5</td></tr><tr><td>FAM</td><td>102</td></tr><tr><td>CW/CCW</td><td>Anti-horário</td></tr></table>	T	9	G	25.8	L	58.5	SPL	10	ID	11	D	46.5	FAM	102	CW/CCW	Anti-horário
T	9																																																																						
G	25.8																																																																						
L	68																																																																						
SPL	3																																																																						
ID	12																																																																						
D	43.5																																																																						
FAM	095																																																																						
CW/CCW	Horário																																																																						
T	11																																																																						
G	39.5																																																																						
L	73																																																																						
SPL	3																																																																						
ID	17																																																																						
D	60																																																																						
FAM	039																																																																						
CW/CCW	Anti-horário																																																																						
T	9																																																																						
G	30																																																																						
L	51																																																																						
SPL	8																																																																						
ID	12																																																																						
D	46.5																																																																						
FAM	110																																																																						
CW/CCW	Horário																																																																						
T	9																																																																						
G	25.8																																																																						
L	58.5																																																																						
SPL	10																																																																						
ID	11																																																																						
D	46.5																																																																						
FAM	102																																																																						
CW/CCW	Anti-horário																																																																						
<div>0630</div> <div></div> <div>APLICAÇÃO Application / Aplicación Pg. 234</div>	<div>1.01.0630.0</div> <table><tr><td>T</td><td>10</td></tr><tr><td>G</td><td>27.94</td></tr><tr><td>L</td><td>58.5</td></tr><tr><td>SPL</td><td>10</td></tr><tr><td>ID</td><td>12</td></tr><tr><td>D</td><td>46.5</td></tr><tr><td>FAM</td><td>100</td></tr><tr><td>CW/CCW</td><td>Horário</td></tr></table>	T	10	G	27.94	L	58.5	SPL	10	ID	12	D	46.5	FAM	100	CW/CCW	Horário	<div>0631</div> <div></div> <div>APLICAÇÃO Application / Aplicación Pg. 234</div>	<div>1.01.0631.0</div> <table><tr><td>T</td><td>9</td></tr><tr><td>G</td><td>25.8</td></tr><tr><td>L</td><td>62</td></tr><tr><td>SPL</td><td>10</td></tr><tr><td>ID</td><td>12</td></tr><tr><td>D</td><td>54.5</td></tr><tr><td>FAM</td><td>100</td></tr><tr><td>CW/CCW</td><td>Horário</td></tr></table>	T	9	G	25.8	L	62	SPL	10	ID	12	D	54.5	FAM	100	CW/CCW	Horário	<div>0632</div> <div></div> <div>APLICAÇÃO Application / Aplicación Pg. 234</div>	<div>1.01.0632.0</div> <table><tr><td>T</td><td>10</td></tr><tr><td>G</td><td>27.5</td></tr><tr><td>L</td><td>62</td></tr><tr><td>SPL</td><td>10</td></tr><tr><td>ID</td><td>12</td></tr><tr><td>D</td><td>54.5</td></tr><tr><td>FAM</td><td>100</td></tr><tr><td>CW/CCW</td><td>Horário</td></tr></table>	T	10	G	27.5	L	62	SPL	10	ID	12	D	54.5	FAM	100	CW/CCW	Horário	<div>0633</div> <div></div> <div>APLICAÇÃO Application / Aplicación Pg. 234</div>	<div>1.01.0633.0</div> <table><tr><td>T</td><td>10</td></tr><tr><td>G</td><td>26.8</td></tr><tr><td>L</td><td>64</td></tr><tr><td>SPL</td><td>10</td></tr><tr><td>ID</td><td>12</td></tr><tr><td>D</td><td>46.5</td></tr><tr><td>FAM</td><td>092</td></tr><tr><td>CW/CCW</td><td>Horário</td></tr></table>	T	10	G	26.8	L	64	SPL	10	ID	12	D	46.5	FAM	092	CW/CCW	Horário
T	10																																																																						
G	27.94																																																																						
L	58.5																																																																						
SPL	10																																																																						
ID	12																																																																						
D	46.5																																																																						
FAM	100																																																																						
CW/CCW	Horário																																																																						
T	9																																																																						
G	25.8																																																																						
L	62																																																																						
SPL	10																																																																						
ID	12																																																																						
D	54.5																																																																						
FAM	100																																																																						
CW/CCW	Horário																																																																						
T	10																																																																						
G	27.5																																																																						
L	62																																																																						
SPL	10																																																																						
ID	12																																																																						
D	54.5																																																																						
FAM	100																																																																						
CW/CCW	Horário																																																																						
T	10																																																																						
G	26.8																																																																						
L	64																																																																						
SPL	10																																																																						
ID	12																																																																						
D	46.5																																																																						
FAM	092																																																																						
CW/CCW	Horário																																																																						
<div>0636</div> <div></div> <div>APLICAÇÃO Application / Aplicación Pg. 235</div>	<div>1.01.0636.0</div> <table><tr><td>T</td><td>8</td></tr><tr><td>G</td><td>28.2</td></tr><tr><td>L</td><td>56</td></tr><tr><td>SPL</td><td>8</td></tr><tr><td>ID</td><td>12</td></tr><tr><td>D</td><td>46.5</td></tr><tr><td>FAM</td><td>047</td></tr><tr><td>CW/CCW</td><td>Anti-horário</td></tr></table>	T	8	G	28.2	L	56	SPL	8	ID	12	D	46.5	FAM	047	CW/CCW	Anti-horário	<div>0639</div> <div></div> <div>APLICAÇÃO Application / Aplicación Pg. 235</div>	<div>1.01.0639.0</div> <table><tr><td>T</td><td>10</td></tr><tr><td>G</td><td>27.94</td></tr><tr><td>L</td><td>79.5</td></tr><tr><td>SPL</td><td>10</td></tr><tr><td>ID</td><td>12</td></tr><tr><td>D</td><td>54.5</td></tr><tr><td>FAM</td><td>103</td></tr><tr><td>CW/CCW</td><td>Anti-horário</td></tr></table>	T	10	G	27.94	L	79.5	SPL	10	ID	12	D	54.5	FAM	103	CW/CCW	Anti-horário	<div>0641</div> <div></div> <div>APLICAÇÃO Application / Aplicación Pg. 235</div>	<div>1.01.0641.0</div> <table><tr><td>T</td><td>9</td></tr><tr><td>G</td><td>25.9</td></tr><tr><td>L</td><td>58.5</td></tr><tr><td>SPL</td><td>10</td></tr><tr><td>ID</td><td>11</td></tr><tr><td>D</td><td>46.5</td></tr><tr><td>FAM</td><td>084</td></tr><tr><td>CW/CCW</td><td>Horário</td></tr></table>	T	9	G	25.9	L	58.5	SPL	10	ID	11	D	46.5	FAM	084	CW/CCW	Horário	<div>0644</div> <div></div> <div>APLICAÇÃO Application / Aplicación Pg. 235</div>	<div>1.01.0644.0</div> <table><tr><td>T</td><td>11</td></tr><tr><td>G</td><td>34.8</td></tr><tr><td>L</td><td>62</td></tr><tr><td>SPL</td><td>10</td></tr><tr><td>ID</td><td>12.5</td></tr><tr><td>D</td><td>46.5</td></tr><tr><td>FAM</td><td>070</td></tr><tr><td>CW/CCW</td><td>Horário</td></tr></table>	T	11	G	34.8	L	62	SPL	10	ID	12.5	D	46.5	FAM	070	CW/CCW	Horário
T	8																																																																						
G	28.2																																																																						
L	56																																																																						
SPL	8																																																																						
ID	12																																																																						
D	46.5																																																																						
FAM	047																																																																						
CW/CCW	Anti-horário																																																																						
T	10																																																																						
G	27.94																																																																						
L	79.5																																																																						
SPL	10																																																																						
ID	12																																																																						
D	54.5																																																																						
FAM	103																																																																						
CW/CCW	Anti-horário																																																																						
T	9																																																																						
G	25.9																																																																						
L	58.5																																																																						
SPL	10																																																																						
ID	11																																																																						
D	46.5																																																																						
FAM	084																																																																						
CW/CCW	Horário																																																																						
T	11																																																																						
G	34.8																																																																						
L	62																																																																						
SPL	10																																																																						
ID	12.5																																																																						
D	46.5																																																																						
FAM	070																																																																						
CW/CCW	Horário																																																																						



T	G	L	SPL	ID	CT	D	FAM	CW/CCW
Nº de Dentes # Of Pinon Teeth # De Los Dientes Del Pinón	Ø Externo (mm) Pinon O.D. Piñon - Ø Externa	Comprimento Total (mm) Length Largo	Nº de Estrias # Of Splines # De Estriás	Ø da Bucha (mm) Pinon I.D. Pinón - Ø Interna	Nº Dentes Coroa # Barrel Gear Teeth # Dientes de la Corona	Ø da Capa (mm) Drive O.D. Ø Externa	Família Family Familia	Horário/Anti Horário Clockwise/Counter Clockwise Horario/Antihorario

<div>0645</div> <div></div> <div>APLICAÇÃO Application / Aplicación Pg. 235</div>	<div>1.01.0645.0</div> <table><tr><td>T</td><td>10</td></tr><tr><td>G</td><td>32</td></tr><tr><td>L</td><td>85</td></tr><tr><td>SPL</td><td>12</td></tr><tr><td>ID</td><td>13.01</td></tr><tr><td>D</td><td>60</td></tr><tr><td>FAM</td><td>029</td></tr><tr><td>CW/CCW</td><td>Horário</td></tr></table>	T	10	G	32	L	85	SPL	12	ID	13.01	D	60	FAM	029	CW/CCW	Horário	<div>0646</div> <div></div> <div>APLICAÇÃO Application / Aplicación Pg. 235</div>	<div>1.01.0646.0</div> <table><tr><td>T</td><td>10</td></tr><tr><td>G</td><td>27.94</td></tr><tr><td>L</td><td>61.5</td></tr><tr><td>SPL</td><td>9</td></tr><tr><td>ID</td><td>12</td></tr><tr><td>D</td><td>54.5</td></tr><tr><td>FAM</td><td>085</td></tr><tr><td>CW/CCW</td><td>Horário</td></tr></table>	T	10	G	27.94	L	61.5	SPL	9	ID	12	D	54.5	FAM	085	CW/CCW	Horário	<div>0647</div> <div></div> <div>APLICAÇÃO Application / Aplicación Pg. 236</div>	<div>1.01.0647.0</div> <table><tr><td>T</td><td>11</td></tr><tr><td>G</td><td>34.4</td></tr><tr><td>L</td><td>76.5</td></tr><tr><td>SPL</td><td>9</td></tr><tr><td>ID</td><td>12</td></tr><tr><td>D</td><td>54.5</td></tr><tr><td>FAM</td><td>088</td></tr><tr><td>CW/CCW</td><td>Horário</td></tr></table>	T	11	G	34.4	L	76.5	SPL	9	ID	12	D	54.5	FAM	088	CW/CCW	Horário	<div>0649</div> <div></div> <div>APLICAÇÃO Application / Aplicación Pg. 236</div>	<div>1.01.0649.0</div> <table><tr><td>T</td><td>10</td></tr><tr><td>G</td><td>40</td></tr><tr><td>L</td><td>85</td></tr><tr><td>SPL</td><td>12</td></tr><tr><td>ID</td><td>14</td></tr><tr><td>D</td><td>60</td></tr><tr><td>FAM</td><td>029</td></tr><tr><td>CW/CCW</td><td>Horário</td></tr></table>	T	10	G	40	L	85	SPL	12	ID	14	D	60	FAM	029	CW/CCW	Horário
T	10																																																																						
G	32																																																																						
L	85																																																																						
SPL	12																																																																						
ID	13.01																																																																						
D	60																																																																						
FAM	029																																																																						
CW/CCW	Horário																																																																						
T	10																																																																						
G	27.94																																																																						
L	61.5																																																																						
SPL	9																																																																						
ID	12																																																																						
D	54.5																																																																						
FAM	085																																																																						
CW/CCW	Horário																																																																						
T	11																																																																						
G	34.4																																																																						
L	76.5																																																																						
SPL	9																																																																						
ID	12																																																																						
D	54.5																																																																						
FAM	088																																																																						
CW/CCW	Horário																																																																						
T	10																																																																						
G	40																																																																						
L	85																																																																						
SPL	12																																																																						
ID	14																																																																						
D	60																																																																						
FAM	029																																																																						
CW/CCW	Horário																																																																						
<div>0653</div> <div></div> <div>APLICAÇÃO Application / Aplicación Pg. 236</div>	<div>1.01.0653.0</div> <table><tr><td>T</td><td>9</td></tr><tr><td>G</td><td>25.8</td></tr><tr><td>L</td><td>64</td></tr><tr><td>SPL</td><td>10</td></tr><tr><td>ID</td><td>12</td></tr><tr><td>D</td><td>46.5</td></tr><tr><td>FAM</td><td>008</td></tr><tr><td>CW/CCW</td><td>Horário</td></tr></table>	T	9	G	25.8	L	64	SPL	10	ID	12	D	46.5	FAM	008	CW/CCW	Horário	<div>0656</div> <div></div> <div>APLICAÇÃO Application / Aplicación Pg. 236</div>	<div>1.01.0656.0</div> <table><tr><td>T</td><td>12</td></tr><tr><td>G</td><td>31.8</td></tr><tr><td>L</td><td>61.5</td></tr><tr><td>SPL</td><td>9</td></tr><tr><td>ID</td><td>12</td></tr><tr><td>D</td><td>54.5</td></tr><tr><td>FAM</td><td>085</td></tr><tr><td>CW/CCW</td><td>Horário</td></tr></table>	T	12	G	31.8	L	61.5	SPL	9	ID	12	D	54.5	FAM	085	CW/CCW	Horário	<div>0657</div> <div></div> <div>APLICAÇÃO Application / Aplicación Pg. 236</div>	<div>1.01.0657.0</div> <table><tr><td>T</td><td>9</td></tr><tr><td>G</td><td>37.1</td></tr><tr><td>L</td><td>61.5</td></tr><tr><td>SPL</td><td>9</td></tr><tr><td>ID</td><td>12</td></tr><tr><td>D</td><td>54.5</td></tr><tr><td>FAM</td><td>085</td></tr><tr><td>CW/CCW</td><td>Horário</td></tr></table>	T	9	G	37.1	L	61.5	SPL	9	ID	12	D	54.5	FAM	085	CW/CCW	Horário	<div>0661</div> <div></div> <div>APLICAÇÃO Application / Aplicación Pg. 237</div>	<div>1.01.0661.0</div> <table><tr><td>T</td><td>10</td></tr><tr><td>G</td><td>39</td></tr><tr><td>L</td><td>91</td></tr><tr><td>SPL</td><td>10</td></tr><tr><td>ID</td><td>14.3</td></tr><tr><td>D</td><td>60</td></tr><tr><td>FAM</td><td>014</td></tr><tr><td>CW/CCW</td><td>Horário</td></tr></table>	T	10	G	39	L	91	SPL	10	ID	14.3	D	60	FAM	014	CW/CCW	Horário
T	9																																																																						
G	25.8																																																																						
L	64																																																																						
SPL	10																																																																						
ID	12																																																																						
D	46.5																																																																						
FAM	008																																																																						
CW/CCW	Horário																																																																						
T	12																																																																						
G	31.8																																																																						
L	61.5																																																																						
SPL	9																																																																						
ID	12																																																																						
D	54.5																																																																						
FAM	085																																																																						
CW/CCW	Horário																																																																						
T	9																																																																						
G	37.1																																																																						
L	61.5																																																																						
SPL	9																																																																						
ID	12																																																																						
D	54.5																																																																						
FAM	085																																																																						
CW/CCW	Horário																																																																						
T	10																																																																						
G	39																																																																						
L	91																																																																						
SPL	10																																																																						
ID	14.3																																																																						
D	60																																																																						
FAM	014																																																																						
CW/CCW	Horário																																																																						
<div>0663</div> <div></div> <div>APLICAÇÃO Application / Aplicación Pg. 237</div>	<div>1.01.0663.0</div> <table><tr><td>T</td><td>9</td></tr><tr><td>G</td><td>36</td></tr><tr><td>L</td><td>78</td></tr><tr><td>SPL</td><td>12</td></tr><tr><td>ID</td><td>14.01</td></tr><tr><td>D</td><td>60</td></tr><tr><td>FAM</td><td>029</td></tr><tr><td>CW/CCW</td><td>Horário</td></tr></table>	T	9	G	36	L	78	SPL	12	ID	14.01	D	60	FAM	029	CW/CCW	Horário	<div>0671</div> <div></div> <div>APLICAÇÃO Application / Aplicación Pg. 237</div>	<div>1.01.0671.0</div> <table><tr><td>T</td><td>8</td></tr><tr><td>G</td><td>28.2</td></tr><tr><td>L</td><td>71</td></tr><tr><td>SPL</td><td>6</td></tr><tr><td>ID</td><td>11.5</td></tr><tr><td>D</td><td>46.5</td></tr><tr><td>FAM</td><td>010</td></tr><tr><td>CW/CCW</td><td>Horário</td></tr></table>	T	8	G	28.2	L	71	SPL	6	ID	11.5	D	46.5	FAM	010	CW/CCW	Horário	<div>0672</div> <div></div> <div>APLICAÇÃO Application / Aplicación Pg. 237</div>	<div>1.01.0672.0</div> <table><tr><td>T</td><td>9</td></tr><tr><td>G</td><td>25.8</td></tr><tr><td>L</td><td>60</td></tr><tr><td>SPL</td><td>10</td></tr><tr><td>ID</td><td>12</td></tr><tr><td>D</td><td>46.5</td></tr><tr><td>FAM</td><td>008</td></tr><tr><td>CW/CCW</td><td>Horário</td></tr></table>	T	9	G	25.8	L	60	SPL	10	ID	12	D	46.5	FAM	008	CW/CCW	Horário	<div>0673</div> <div></div> <div>APLICAÇÃO Application / Aplicación Pg. 237</div>	<div>1.01.0673.0</div> <table><tr><td>T</td><td>11</td></tr><tr><td>G</td><td>34.4</td></tr><tr><td>L</td><td>64</td></tr><tr><td>SPL</td><td>10</td></tr><tr><td>ID</td><td>12</td></tr><tr><td>D</td><td>46.5</td></tr><tr><td>FAM</td><td>008</td></tr><tr><td>CW/CCW</td><td>Horário</td></tr></table>	T	11	G	34.4	L	64	SPL	10	ID	12	D	46.5	FAM	008	CW/CCW	Horário
T	9																																																																						
G	36																																																																						
L	78																																																																						
SPL	12																																																																						
ID	14.01																																																																						
D	60																																																																						
FAM	029																																																																						
CW/CCW	Horário																																																																						
T	8																																																																						
G	28.2																																																																						
L	71																																																																						
SPL	6																																																																						
ID	11.5																																																																						
D	46.5																																																																						
FAM	010																																																																						
CW/CCW	Horário																																																																						
T	9																																																																						
G	25.8																																																																						
L	60																																																																						
SPL	10																																																																						
ID	12																																																																						
D	46.5																																																																						
FAM	008																																																																						
CW/CCW	Horário																																																																						
T	11																																																																						
G	34.4																																																																						
L	64																																																																						
SPL	10																																																																						
ID	12																																																																						
D	46.5																																																																						
FAM	008																																																																						
CW/CCW	Horário																																																																						
<div>0674</div> <div></div> <div>APLICAÇÃO Application / Aplicación Pg. 237</div>	<div>1.01.0674.0</div> <table><tr><td>T</td><td>9</td></tr><tr><td>G</td><td>25.8</td></tr><tr><td>L</td><td>66</td></tr><tr><td>SPL</td><td>10</td></tr><tr><td>ID</td><td>12</td></tr><tr><td>D</td><td>46.5</td></tr><tr><td>FAM</td><td>009</td></tr><tr><td>CW/CCW</td><td>Horário</td></tr></table>	T	9	G	25.8	L	66	SPL	10	ID	12	D	46.5	FAM	009	CW/CCW	Horário	<div>0675</div> <div></div> <div>APLICAÇÃO Application / Aplicación Pg. 237</div>	<div>1.01.0675.0</div> <table><tr><td>T</td><td>10</td></tr><tr><td>G</td><td>33</td></tr><tr><td>L</td><td>64</td></tr><tr><td>SPL</td><td>10</td></tr><tr><td>ID</td><td>12</td></tr><tr><td>D</td><td>46.5</td></tr><tr><td>FAM</td><td>008</td></tr><tr><td>CW/CCW</td><td>Horário</td></tr></table>	T	10	G	33	L	64	SPL	10	ID	12	D	46.5	FAM	008	CW/CCW	Horário	<div>0676</div> <div></div> <div>APLICAÇÃO Application / Aplicación Pg. 237</div>	<div>1.01.0676.0</div> <table><tr><td>T</td><td>9</td></tr><tr><td>G</td><td>25.8</td></tr><tr><td>L</td><td>74</td></tr><tr><td>SPL</td><td>10</td></tr><tr><td>ID</td><td>12</td></tr><tr><td>D</td><td>46.5</td></tr><tr><td>FAM</td><td>007</td></tr><tr><td>CW/CCW</td><td>Horário</td></tr></table>	T	9	G	25.8	L	74	SPL	10	ID	12	D	46.5	FAM	007	CW/CCW	Horário	<div>0677</div> <div></div> <div>APLICAÇÃO Application / Aplicación Pg. 238</div>	<div>1.01.0677.0</div> <table><tr><td>T</td><td>10</td></tr><tr><td>G</td><td>40</td></tr><tr><td>L</td><td>74</td></tr><tr><td>SPL</td><td>10</td></tr><tr><td>ID</td><td>14.3</td></tr><tr><td>D</td><td>54.5</td></tr><tr><td>FAM</td><td>015</td></tr><tr><td>CW/CCW</td><td>Horário</td></tr></table>	T	10	G	40	L	74	SPL	10	ID	14.3	D	54.5	FAM	015	CW/CCW	Horário
T	9																																																																						
G	25.8																																																																						
L	66																																																																						
SPL	10																																																																						
ID	12																																																																						
D	46.5																																																																						
FAM	009																																																																						
CW/CCW	Horário																																																																						
T	10																																																																						
G	33																																																																						
L	64																																																																						
SPL	10																																																																						
ID	12																																																																						
D	46.5																																																																						
FAM	008																																																																						
CW/CCW	Horário																																																																						
T	9																																																																						
G	25.8																																																																						
L	74																																																																						
SPL	10																																																																						
ID	12																																																																						
D	46.5																																																																						
FAM	007																																																																						
CW/CCW	Horário																																																																						
T	10																																																																						
G	40																																																																						
L	74																																																																						
SPL	10																																																																						
ID	14.3																																																																						
D	54.5																																																																						
FAM	015																																																																						
CW/CCW	Horário																																																																						

T	G	L	SPL	ID	CT	D	FAM	CW/CCW
Nº de Dentes # Of Pinon Teeth # De Los Dientes Del Pinón	Ø Externo (mm) Pinon O.D. Piñon - Ø Externa	Comprimento Total (mm) Length Largo	Nº de Estrias # Of Splines # De Estriás	Ø da Bucha (mm) Pinon I.D. Pinón - Ø Interna	Nº Dentes Coroa # Barrel Gear Teeth # Dientes de la Corona	Ø da Capa (mm) Drive O.D. Ø Externa	Família Family Familia	Horário/Anti Horário Clockwise/Counter Clockwise Horario/Antihorario

<div>0679</div> <div></div> <div>APLICAÇÃO Application / Aplicación Pg. 238</div>	<div>1.01.0679.0</div> <table><tr><td>T</td><td>8</td></tr><tr><td>G</td><td>28.2</td></tr><tr><td>L</td><td>58.5</td></tr><tr><td>SPL</td><td>8</td></tr><tr><td>ID</td><td>12</td></tr><tr><td>D</td><td>46.5</td></tr><tr><td>FAM</td><td>110</td></tr><tr><td>CW/CCW</td><td>Horário</td></tr></table>	T	8	G	28.2	L	58.5	SPL	8	ID	12	D	46.5	FAM	110	CW/CCW	Horário	<div>0681</div> <div></div> <div>APLICAÇÃO Application / Aplicación Pg. 238</div>	<div>1.01.0681.0</div> <table><tr><td>T</td><td>9</td></tr><tr><td>G</td><td>29.64</td></tr><tr><td>L</td><td>70</td></tr><tr><td>SPL</td><td>12</td></tr><tr><td>ID</td><td>12</td></tr><tr><td>D</td><td>46.5</td></tr><tr><td>FAM</td><td>006</td></tr><tr><td>CW/CCW</td><td>Horário</td></tr></table>	T	9	G	29.64	L	70	SPL	12	ID	12	D	46.5	FAM	006	CW/CCW	Horário	<div>0684</div> <div></div> <div>APLICAÇÃO Application / Aplicación Pg. 238</div>	<div>1.01.0684.0</div> <table><tr><td>T</td><td>9</td></tr><tr><td>G</td><td>34.8</td></tr><tr><td>L</td><td>69</td></tr><tr><td>SPL</td><td>12</td></tr><tr><td>ID</td><td>14</td></tr><tr><td>D</td><td>60</td></tr><tr><td>FAM</td><td>027</td></tr><tr><td>CW/CCW</td><td>Horário</td></tr></table>	T	9	G	34.8	L	69	SPL	12	ID	14	D	60	FAM	027	CW/CCW	Horário	<div>0686</div> <div></div> <div>APLICAÇÃO Application / Aplicación Pg. 238</div>	<div>1.01.0686.0</div> <table><tr><td>T</td><td>8</td></tr><tr><td>G</td><td>28.2</td></tr><tr><td>L</td><td>82</td></tr><tr><td>SPL</td><td>10</td></tr><tr><td>ID</td><td>12.5</td></tr><tr><td>D</td><td>46.5</td></tr><tr><td>FAM</td><td>047</td></tr><tr><td>CW/CCW</td><td>Anti-horário</td></tr></table>	T	8	G	28.2	L	82	SPL	10	ID	12.5	D	46.5	FAM	047	CW/CCW	Anti-horário
T	8																																																																						
G	28.2																																																																						
L	58.5																																																																						
SPL	8																																																																						
ID	12																																																																						
D	46.5																																																																						
FAM	110																																																																						
CW/CCW	Horário																																																																						
T	9																																																																						
G	29.64																																																																						
L	70																																																																						
SPL	12																																																																						
ID	12																																																																						
D	46.5																																																																						
FAM	006																																																																						
CW/CCW	Horário																																																																						
T	9																																																																						
G	34.8																																																																						
L	69																																																																						
SPL	12																																																																						
ID	14																																																																						
D	60																																																																						
FAM	027																																																																						
CW/CCW	Horário																																																																						
T	8																																																																						
G	28.2																																																																						
L	82																																																																						
SPL	10																																																																						
ID	12.5																																																																						
D	46.5																																																																						
FAM	047																																																																						
CW/CCW	Anti-horário																																																																						
<div>0687</div> <div></div> <div>APLICAÇÃO Application / Aplicación Pg. 238</div>	<div>1.01.0687.0</div> <table><tr><td>T</td><td>9</td></tr><tr><td>G</td><td>29.64</td></tr><tr><td>L</td><td>78</td></tr><tr><td>SPL</td><td>5</td></tr><tr><td>ID</td><td>12.5</td></tr><tr><td>D</td><td>46.5</td></tr><tr><td>FAM</td><td>118</td></tr><tr><td>CW/CCW</td><td>Horário</td></tr></table>	T	9	G	29.64	L	78	SPL	5	ID	12.5	D	46.5	FAM	118	CW/CCW	Horário	<div>0691</div> <div></div> <div>APLICAÇÃO Application / Aplicación Pg. 239</div>	<div>1.01.0691.0</div> <table><tr><td>T</td><td>15</td></tr><tr><td>G</td><td>44.5</td></tr><tr><td>L</td><td>62</td></tr><tr><td>SPL</td><td>10</td></tr><tr><td>ID</td><td>12.5</td></tr><tr><td>D</td><td>54.5</td></tr><tr><td>FAM</td><td>070</td></tr><tr><td>CW/CCW</td><td>Horário</td></tr></table>	T	15	G	44.5	L	62	SPL	10	ID	12.5	D	54.5	FAM	070	CW/CCW	Horário	<div>0701</div> <div></div> <div>APLICAÇÃO Application / Aplicación Pg. 239</div>	<div>1.01.0701.0</div> <table><tr><td>T</td><td>9</td></tr><tr><td>G</td><td>29.6</td></tr><tr><td>L</td><td>75</td></tr><tr><td>SPL</td><td>10</td></tr><tr><td>ID</td><td>12</td></tr><tr><td>D</td><td>46.5</td></tr><tr><td>FAM</td><td>105</td></tr><tr><td>CW/CCW</td><td>Anti-horário</td></tr></table>	T	9	G	29.6	L	75	SPL	10	ID	12	D	46.5	FAM	105	CW/CCW	Anti-horário	<div>0702</div> <div></div> <div>APLICAÇÃO Application / Aplicación Pg. 239</div>	<div>1.01.0702.0</div> <table><tr><td>T</td><td>9</td></tr><tr><td>G</td><td>25.8</td></tr><tr><td>L</td><td>58.5</td></tr><tr><td>SPL</td><td>10</td></tr><tr><td>ID</td><td>11</td></tr><tr><td>D</td><td>46.5</td></tr><tr><td>FAM</td><td>104</td></tr><tr><td>CW/CCW</td><td>Anti-horário</td></tr></table>	T	9	G	25.8	L	58.5	SPL	10	ID	11	D	46.5	FAM	104	CW/CCW	Anti-horário
T	9																																																																						
G	29.64																																																																						
L	78																																																																						
SPL	5																																																																						
ID	12.5																																																																						
D	46.5																																																																						
FAM	118																																																																						
CW/CCW	Horário																																																																						
T	15																																																																						
G	44.5																																																																						
L	62																																																																						
SPL	10																																																																						
ID	12.5																																																																						
D	54.5																																																																						
FAM	070																																																																						
CW/CCW	Horário																																																																						
T	9																																																																						
G	29.6																																																																						
L	75																																																																						
SPL	10																																																																						
ID	12																																																																						
D	46.5																																																																						
FAM	105																																																																						
CW/CCW	Anti-horário																																																																						
T	9																																																																						
G	25.8																																																																						
L	58.5																																																																						
SPL	10																																																																						
ID	11																																																																						
D	46.5																																																																						
FAM	104																																																																						
CW/CCW	Anti-horário																																																																						
<div>0703</div> <div></div> <div>APLICAÇÃO Application / Aplicación Pg. 239</div>	<div>1.01.0703.0</div> <table><tr><td>T</td><td>9</td></tr><tr><td>G</td><td>25.8</td></tr><tr><td>L</td><td>68</td></tr><tr><td>SPL</td><td>10</td></tr><tr><td>ID</td><td>11</td></tr><tr><td>D</td><td>46.5</td></tr><tr><td>FAM</td><td>104</td></tr><tr><td>CW/CCW</td><td>Anti-horário</td></tr></table>	T	9	G	25.8	L	68	SPL	10	ID	11	D	46.5	FAM	104	CW/CCW	Anti-horário	<div>0706</div> <div></div> <div>APLICAÇÃO Application / Aplicación Pg. 239</div>	<div>1.01.0706.0</div> <table><tr><td>T</td><td>11</td></tr><tr><td>G</td><td>29.5</td></tr><tr><td>L</td><td>62</td></tr><tr><td>SPL</td><td>10</td></tr><tr><td>ID</td><td>12</td></tr><tr><td>D</td><td>54.5</td></tr><tr><td>FAM</td><td>100</td></tr><tr><td>CW/CCW</td><td>Horário</td></tr></table>	T	11	G	29.5	L	62	SPL	10	ID	12	D	54.5	FAM	100	CW/CCW	Horário	<div>0709</div> <div></div> <div>APLICAÇÃO Application / Aplicación Pg. 239</div>	<div>1.01.0709.0</div> <table><tr><td>T</td><td>9</td></tr><tr><td>G</td><td>34.8</td></tr><tr><td>L</td><td>90</td></tr><tr><td>SPL</td><td>3</td></tr><tr><td>ID</td><td>14.26</td></tr><tr><td>D</td><td>54.5</td></tr><tr><td>FAM</td><td>021</td></tr><tr><td>CW/CCW</td><td>Horário</td></tr></table>	T	9	G	34.8	L	90	SPL	3	ID	14.26	D	54.5	FAM	021	CW/CCW	Horário	<div>0711</div> <div></div> <div>APLICAÇÃO Application / Aplicación Pg. 239</div>	<div>1.01.0711.0</div> <table><tr><td>T</td><td>8</td></tr><tr><td>G</td><td>28.2</td></tr><tr><td>L</td><td>75.8</td></tr><tr><td>SPL</td><td>8</td></tr><tr><td>ID</td><td>12</td></tr><tr><td>D</td><td>46.5</td></tr><tr><td>FAM</td><td>110</td></tr><tr><td>CW/CCW</td><td>Horário</td></tr></table>	T	8	G	28.2	L	75.8	SPL	8	ID	12	D	46.5	FAM	110	CW/CCW	Horário
T	9																																																																						
G	25.8																																																																						
L	68																																																																						
SPL	10																																																																						
ID	11																																																																						
D	46.5																																																																						
FAM	104																																																																						
CW/CCW	Anti-horário																																																																						
T	11																																																																						
G	29.5																																																																						
L	62																																																																						
SPL	10																																																																						
ID	12																																																																						
D	54.5																																																																						
FAM	100																																																																						
CW/CCW	Horário																																																																						
T	9																																																																						
G	34.8																																																																						
L	90																																																																						
SPL	3																																																																						
ID	14.26																																																																						
D	54.5																																																																						
FAM	021																																																																						
CW/CCW	Horário																																																																						
T	8																																																																						
G	28.2																																																																						
L	75.8																																																																						
SPL	8																																																																						
ID	12																																																																						
D	46.5																																																																						
FAM	110																																																																						
CW/CCW	Horário																																																																						
<div>0712</div> <div></div> <div>APLICAÇÃO Application / Aplicación Pg. 240</div>	<div>1.01.0712.0</div> <table><tr><td>T</td><td>9</td></tr><tr><td>G</td><td>29.64</td></tr><tr><td>L</td><td>77</td></tr><tr><td>SPL</td><td>8</td></tr><tr><td>ID</td><td>10.7</td></tr><tr><td>D</td><td>46.5</td></tr><tr><td>FAM</td><td>111</td></tr><tr><td>CW/CCW</td><td>Horário</td></tr></table>	T	9	G	29.64	L	77	SPL	8	ID	10.7	D	46.5	FAM	111	CW/CCW	Horário	<div>0713</div> <div></div> <div>APLICAÇÃO Application / Aplicación Pg. 240</div>	<div>1.01.0713.0</div> <table><tr><td>T</td><td>9</td></tr><tr><td>G</td><td>29.64</td></tr><tr><td>L</td><td>70</td></tr><tr><td>SPL</td><td>3</td></tr><tr><td>ID</td><td>14</td></tr><tr><td>D</td><td>46.5</td></tr><tr><td>FAM</td><td>107</td></tr><tr><td>CW/CCW</td><td>Horário</td></tr></table>	T	9	G	29.64	L	70	SPL	3	ID	14	D	46.5	FAM	107	CW/CCW	Horário	<div>0714</div> <div></div> <div>APLICAÇÃO Application / Aplicación Pg. 240</div>	<div>1.01.0714.0</div> <table><tr><td>T</td><td>9</td></tr><tr><td>G</td><td>29.64</td></tr><tr><td>L</td><td>70.8</td></tr><tr><td>SPL</td><td>6</td></tr><tr><td>ID</td><td>12</td></tr><tr><td>D</td><td>46.5</td></tr><tr><td>FAM</td><td>010</td></tr><tr><td>CW/CCW</td><td>Horário</td></tr></table>	T	9	G	29.64	L	70.8	SPL	6	ID	12	D	46.5	FAM	010	CW/CCW	Horário	<div>0720</div> <div></div> <div>APLICAÇÃO Application / Aplicación Pg. 240</div>	<div>1.01.0720.0</div> <table><tr><td>T</td><td>9</td></tr><tr><td>G</td><td>29.64</td></tr><tr><td>L</td><td>80</td></tr><tr><td>SPL</td><td>3</td></tr><tr><td>ID</td><td>14</td></tr><tr><td>D</td><td>60</td></tr><tr><td>FAM</td><td>035</td></tr><tr><td>CW/CCW</td><td>Horário</td></tr></table>	T	9	G	29.64	L	80	SPL	3	ID	14	D	60	FAM	035	CW/CCW	Horário
T	9																																																																						
G	29.64																																																																						
L	77																																																																						
SPL	8																																																																						
ID	10.7																																																																						
D	46.5																																																																						
FAM	111																																																																						
CW/CCW	Horário																																																																						
T	9																																																																						
G	29.64																																																																						
L	70																																																																						
SPL	3																																																																						
ID	14																																																																						
D	46.5																																																																						
FAM	107																																																																						
CW/CCW	Horário																																																																						
T	9																																																																						
G	29.64																																																																						
L	70.8																																																																						
SPL	6																																																																						
ID	12																																																																						
D	46.5																																																																						
FAM	010																																																																						
CW/CCW	Horário																																																																						
T	9																																																																						
G	29.64																																																																						
L	80																																																																						
SPL	3																																																																						
ID	14																																																																						
D	60																																																																						
FAM	035																																																																						
CW/CCW	Horário																																																																						



T	G	L	SPL	ID	CT	D	FAM	CW/CCW
Nº de Dentes # Of Pinon Teeth # De Los Dientes Del Pinón	ø Externo (mm) Pinon O.D. Piñon - ø Externa	Comprimento Total (mm) Length Largo	Nº de Estrias # Of Splines # De Estriás	ø da Bucha (mm) Pinon I.D. Pinón - ø Interna	Nº Dentes Coroa # Barrel Gear Teeth # Dientes de la Corona	ø da Capa (mm) Drive O.D. ø Externa	Família Family Familia	Horário/Anti Horário Clockwise/Counter Clockwise Horario/Antihorario

<div></div> <div>0723</div> <div><div>APLICAÇÃO</div><div>Application / Aplicación</div><div>Pg. 240</div></div>	<div><table><tr><td>T</td><td>12</td></tr><tr><td>G</td><td>46.3</td></tr><tr><td>L</td><td>85.5</td></tr><tr><td>SPL</td><td>12</td></tr><tr><td>ID</td><td>14</td></tr><tr><td>D</td><td>60</td></tr><tr><td>FAM</td><td>043</td></tr><tr><td>CW/CCW</td><td>Horário</td></tr></table></div> <div>1.01.0723.0</div>	T	12	G	46.3	L	85.5	SPL	12	ID	14	D	60	FAM	043	CW/CCW	Horário	<div></div> <div>0729</div> <div><div>APLICAÇÃO</div><div>Application / Aplicación</div><div>Pg. 240</div></div>	<div><table><tr><td>T</td><td>10</td></tr><tr><td>G</td><td>27.94</td></tr><tr><td>L</td><td>76.5</td></tr><tr><td>SPL</td><td>10</td></tr><tr><td>ID</td><td>12</td></tr><tr><td>D</td><td>46.5</td></tr><tr><td>FAM</td><td>103</td></tr><tr><td>CW/CCW</td><td>Anti-horário</td></tr></table></div> <div>1.01.0729.0</div>	T	10	G	27.94	L	76.5	SPL	10	ID	12	D	46.5	FAM	103	CW/CCW	Anti-horário	<div></div> <div>0731</div> <div><div>APLICAÇÃO</div><div>Application / Aplicación</div><div>Pg. 240</div></div>	<div><table><tr><td>T</td><td>9</td></tr><tr><td>G</td><td>25.8</td></tr><tr><td>L</td><td>68.5</td></tr><tr><td>SPL</td><td>6</td></tr><tr><td>ID</td><td>12</td></tr><tr><td>D</td><td>46.5</td></tr><tr><td>FAM</td><td>010</td></tr><tr><td>CW/CCW</td><td>Horário</td></tr></table></div> <div>1.01.0731.0</div>	T	9	G	25.8	L	68.5	SPL	6	ID	12	D	46.5	FAM	010	CW/CCW	Horário	<div></div> <div>0737</div> <div><div>APLICAÇÃO</div><div>Application / Aplicación</div><div>Pg. 241</div></div>	<div><table><tr><td>T</td><td>9</td></tr><tr><td>G</td><td>29.6</td></tr><tr><td>L</td><td>87</td></tr><tr><td>SPL</td><td>-</td></tr><tr><td>CT</td><td>41</td></tr><tr><td>D</td><td>-</td></tr><tr><td>FAM</td><td>122</td></tr><tr><td>CW/CCW</td><td>Horário</td></tr></table></div> <div>1.01.0737.0</div>	T	9	G	29.6	L	87	SPL	-	CT	41	D	-	FAM	122	CW/CCW	Horário
T	12																																																																						
G	46.3																																																																						
L	85.5																																																																						
SPL	12																																																																						
ID	14																																																																						
D	60																																																																						
FAM	043																																																																						
CW/CCW	Horário																																																																						
T	10																																																																						
G	27.94																																																																						
L	76.5																																																																						
SPL	10																																																																						
ID	12																																																																						
D	46.5																																																																						
FAM	103																																																																						
CW/CCW	Anti-horário																																																																						
T	9																																																																						
G	25.8																																																																						
L	68.5																																																																						
SPL	6																																																																						
ID	12																																																																						
D	46.5																																																																						
FAM	010																																																																						
CW/CCW	Horário																																																																						
T	9																																																																						
G	29.6																																																																						
L	87																																																																						
SPL	-																																																																						
CT	41																																																																						
D	-																																																																						
FAM	122																																																																						
CW/CCW	Horário																																																																						
<div></div> <div>0740</div> <div><div>APLICAÇÃO</div><div>Application / Aplicación</div><div>Pg. 241</div></div>	<div><table><tr><td>T</td><td>11</td></tr><tr><td>G</td><td>29.5</td></tr><tr><td>L</td><td>58.5</td></tr><tr><td>SPL</td><td>9</td></tr><tr><td>ID</td><td>12</td></tr><tr><td>D</td><td>46.5</td></tr><tr><td>FAM</td><td>096</td></tr><tr><td>CW/CCW</td><td>Horário</td></tr></table></div> <div>1.01.0740.0</div>	T	11	G	29.5	L	58.5	SPL	9	ID	12	D	46.5	FAM	096	CW/CCW	Horário	<div></div> <div>0741</div> <div><div>APLICAÇÃO</div><div>Application / Aplicación</div><div>Pg. 241</div></div>	<div><table><tr><td>T</td><td>9</td></tr><tr><td>G</td><td>25.8</td></tr><tr><td>L</td><td>58</td></tr><tr><td>SPL</td><td>9</td></tr><tr><td>ID</td><td>12</td></tr><tr><td>D</td><td>46.5</td></tr><tr><td>FAM</td><td>096</td></tr><tr><td>CW/CCW</td><td>Horário</td></tr></table></div> <div>1.01.0741.0</div>	T	9	G	25.8	L	58	SPL	9	ID	12	D	46.5	FAM	096	CW/CCW	Horário	<div></div> <div>0742</div> <div><div>APLICAÇÃO</div><div>Application / Aplicación</div><div>Pg. 241</div></div>	<div><table><tr><td>T</td><td>9</td></tr><tr><td>G</td><td>25.8</td></tr><tr><td>L</td><td>64</td></tr><tr><td>SPL</td><td>9</td></tr><tr><td>ID</td><td>12</td></tr><tr><td>D</td><td>46.5</td></tr><tr><td>FAM</td><td>096</td></tr><tr><td>CW/CCW</td><td>Horário</td></tr></table></div> <div>1.01.0742.0</div>	T	9	G	25.8	L	64	SPL	9	ID	12	D	46.5	FAM	096	CW/CCW	Horário	<div></div> <div>0743</div> <div><div>APLICAÇÃO</div><div>Application / Aplicación</div><div>Pg. 241</div></div>	<div><table><tr><td>T</td><td>11</td></tr><tr><td>G</td><td>29.5</td></tr><tr><td>L</td><td>54.5</td></tr><tr><td>SPL</td><td>9</td></tr><tr><td>ID</td><td>12.06</td></tr><tr><td>D</td><td>46.5</td></tr><tr><td>FAM</td><td>096</td></tr><tr><td>CW/CCW</td><td>Horário</td></tr></table></div> <div>1.01.0743.0</div>	T	11	G	29.5	L	54.5	SPL	9	ID	12.06	D	46.5	FAM	096	CW/CCW	Horário
T	11																																																																						
G	29.5																																																																						
L	58.5																																																																						
SPL	9																																																																						
ID	12																																																																						
D	46.5																																																																						
FAM	096																																																																						
CW/CCW	Horário																																																																						
T	9																																																																						
G	25.8																																																																						
L	58																																																																						
SPL	9																																																																						
ID	12																																																																						
D	46.5																																																																						
FAM	096																																																																						
CW/CCW	Horário																																																																						
T	9																																																																						
G	25.8																																																																						
L	64																																																																						
SPL	9																																																																						
ID	12																																																																						
D	46.5																																																																						
FAM	096																																																																						
CW/CCW	Horário																																																																						
T	11																																																																						
G	29.5																																																																						
L	54.5																																																																						
SPL	9																																																																						
ID	12.06																																																																						
D	46.5																																																																						
FAM	096																																																																						
CW/CCW	Horário																																																																						
<div></div> <div>0744</div> <div><div>APLICAÇÃO</div><div>Application / Aplicación</div><div>Pg. 241</div></div>	<div><table><tr><td>T</td><td>8</td></tr><tr><td>G</td><td>27</td></tr><tr><td>L</td><td>64</td></tr><tr><td>SPL</td><td>2</td></tr><tr><td>ID</td><td>12</td></tr><tr><td>D</td><td>40</td></tr><tr><td>FAM</td><td>026</td></tr><tr><td>CW/CCW</td><td>Anti-horário</td></tr></table></div> <div>1.01.0744.0</div>	T	8	G	27	L	64	SPL	2	ID	12	D	40	FAM	026	CW/CCW	Anti-horário	<div></div> <div>0745</div> <div><div>APLICAÇÃO</div><div>Application / Aplicación</div><div>Pg. 242</div></div>	<div><table><tr><td>T</td><td>9</td></tr><tr><td>G</td><td>25.8</td></tr><tr><td>L</td><td>53.5</td></tr><tr><td>SPL</td><td>10</td></tr><tr><td>ID</td><td>12</td></tr><tr><td>D</td><td>46.5</td></tr><tr><td>FAM</td><td>084</td></tr><tr><td>CW/CCW</td><td>Horário</td></tr></table></div> <div>1.01.0745.0</div>	T	9	G	25.8	L	53.5	SPL	10	ID	12	D	46.5	FAM	084	CW/CCW	Horário	<div></div> <div>0747</div> <div><div>APLICAÇÃO</div><div>Application / Aplicación</div><div>Pg. 242</div></div>	<div><table><tr><td>T</td><td>10</td></tr><tr><td>G</td><td>27.94</td></tr><tr><td>L</td><td>51.5</td></tr><tr><td>SPL</td><td>9</td></tr><tr><td>ID</td><td>12</td></tr><tr><td>D</td><td>46.5</td></tr><tr><td>FAM</td><td>085</td></tr><tr><td>CW/CCW</td><td>Horário</td></tr></table></div> <div>1.01.0747.0</div>	T	10	G	27.94	L	51.5	SPL	9	ID	12	D	46.5	FAM	085	CW/CCW	Horário	<div></div> <div>0750</div> <div><div>APLICAÇÃO</div><div>Application / Aplicación</div><div>Pg. 242</div></div>	<div><table><tr><td>T</td><td>11</td></tr><tr><td>G</td><td>29.3</td></tr><tr><td>L</td><td>83</td></tr><tr><td>SPL</td><td>-</td></tr><tr><td>CT</td><td>40</td></tr><tr><td>D</td><td>-</td></tr><tr><td>FAM</td><td>124</td></tr><tr><td>CW/CCW</td><td>Horário</td></tr></table></div> <div>1.01.0750.0</div>	T	11	G	29.3	L	83	SPL	-	CT	40	D	-	FAM	124	CW/CCW	Horário
T	8																																																																						
G	27																																																																						
L	64																																																																						
SPL	2																																																																						
ID	12																																																																						
D	40																																																																						
FAM	026																																																																						
CW/CCW	Anti-horário																																																																						
T	9																																																																						
G	25.8																																																																						
L	53.5																																																																						
SPL	10																																																																						
ID	12																																																																						
D	46.5																																																																						
FAM	084																																																																						
CW/CCW	Horário																																																																						
T	10																																																																						
G	27.94																																																																						
L	51.5																																																																						
SPL	9																																																																						
ID	12																																																																						
D	46.5																																																																						
FAM	085																																																																						
CW/CCW	Horário																																																																						
T	11																																																																						
G	29.3																																																																						
L	83																																																																						
SPL	-																																																																						
CT	40																																																																						
D	-																																																																						
FAM	124																																																																						
CW/CCW	Horário																																																																						
<div></div> <div>0752</div> <div><div>APLICAÇÃO</div><div>Application / Aplicación</div><div>Pg. 242</div></div>	<div><table><tr><td>T</td><td>9</td></tr><tr><td>G</td><td>25.8</td></tr><tr><td>L</td><td>63</td></tr><tr><td>SPL</td><td>6</td></tr><tr><td>ID</td><td>12</td></tr><tr><td>D</td><td>43.5</td></tr><tr><td>FAM</td><td>095</td></tr><tr><td>CW/CCW</td><td>Horário</td></tr></table></div> <div>1.01.0752.0</div>	T	9	G	25.8	L	63	SPL	6	ID	12	D	43.5	FAM	095	CW/CCW	Horário	<div></div> <div>0753</div> <div><div>APLICAÇÃO</div><div>Application / Aplicación</div><div>Pg. 242</div></div>	<div><table><tr><td>T</td><td>9</td></tr><tr><td>G</td><td>25.8</td></tr><tr><td>L</td><td>67.5</td></tr><tr><td>SPL</td><td>9</td></tr><tr><td>ID</td><td>12.06</td></tr><tr><td>D</td><td>46.5</td></tr><tr><td>FAM</td><td>096</td></tr><tr><td>CW/CCW</td><td>Anti-horário</td></tr></table></div> <div>1.01.0753.0</div>	T	9	G	25.8	L	67.5	SPL	9	ID	12.06	D	46.5	FAM	096	CW/CCW	Anti-horário	<div></div> <div>0756</div> <div><div>APLICAÇÃO</div><div>Application / Aplicación</div><div>Pg. 242</div></div>	<div><table><tr><td>T</td><td>11</td></tr><tr><td>G</td><td>30</td></tr><tr><td>L</td><td>61.5</td></tr><tr><td>SPL</td><td>6</td></tr><tr><td>ID</td><td>12</td></tr><tr><td>D</td><td>46.2</td></tr><tr><td>FAM</td><td>034</td></tr><tr><td>CW/CCW</td><td>Horário</td></tr></table></div> <div>1.01.0756.0</div>	T	11	G	30	L	61.5	SPL	6	ID	12	D	46.2	FAM	034	CW/CCW	Horário	<div></div> <div>0762</div> <div><div>APLICAÇÃO</div><div>Application / Aplicación</div><div>Pg. 243</div></div>	<div><table><tr><td>T</td><td>10</td></tr><tr><td>G</td><td>27.94</td></tr><tr><td>L</td><td>86.5</td></tr><tr><td>SPL</td><td>9</td></tr><tr><td>ID</td><td>12.06</td></tr><tr><td>D</td><td>46.5</td></tr><tr><td>FAM</td><td>097</td></tr><tr><td>CW/CCW</td><td>Anti-horário</td></tr></table></div> <div>1.01.0762.0</div>	T	10	G	27.94	L	86.5	SPL	9	ID	12.06	D	46.5	FAM	097	CW/CCW	Anti-horário
T	9																																																																						
G	25.8																																																																						
L	63																																																																						
SPL	6																																																																						
ID	12																																																																						
D	43.5																																																																						
FAM	095																																																																						
CW/CCW	Horário																																																																						
T	9																																																																						
G	25.8																																																																						
L	67.5																																																																						
SPL	9																																																																						
ID	12.06																																																																						
D	46.5																																																																						
FAM	096																																																																						
CW/CCW	Anti-horário																																																																						
T	11																																																																						
G	30																																																																						
L	61.5																																																																						
SPL	6																																																																						
ID	12																																																																						
D	46.2																																																																						
FAM	034																																																																						
CW/CCW	Horário																																																																						
T	10																																																																						
G	27.94																																																																						
L	86.5																																																																						
SPL	9																																																																						
ID	12.06																																																																						
D	46.5																																																																						
FAM	097																																																																						
CW/CCW	Anti-horário																																																																						

T	G	L	SPL	ID	CT	D	FAM	CW/CCW
Nº de Dentes # Of Pinon Teeth # De Los Dientes Del Pinón	Ø Externo (mm) Pinon O.D. Piñon - Ø Externa	Comprimento Total (mm) Length Largo	Nº de Estrias # Of Splines # De Estriás	Ø da Bucha (mm) Pinon I.D. Pinón - Ø Interna	Nº Dentes Coroa # Barrel Gear Teeth # Dientes de la Corona	Ø da Capa (mm) Drive O.D. Ø Externa	Família Family Familia	Horário/Anti Horário Clockwise/Counter Clockwise Horario/Antihorario

<div>0765</div> <div></div> <div>APLICAÇÃO Application / Aplicación Pg. 243</div>	<div>1.01.0765.0</div> <table><tr><td>T</td><td>8</td></tr><tr><td>G</td><td>24.7</td></tr><tr><td>L</td><td>82</td></tr><tr><td>SPL</td><td>10</td></tr><tr><td>ID</td><td>12.51</td></tr><tr><td>D</td><td>46.5</td></tr><tr><td>FAM</td><td>050</td></tr><tr><td>CW/CCW</td><td>Anti-horário</td></tr></table>	T	8	G	24.7	L	82	SPL	10	ID	12.51	D	46.5	FAM	050	CW/CCW	Anti-horário	<div>0767</div> <div></div> <div>APLICAÇÃO Application / Aplicación Pg. 243</div>	<div>1.01.0767.0</div> <table><tr><td>T</td><td>10</td></tr><tr><td>G</td><td>32.18</td></tr><tr><td>L</td><td>105.5</td></tr><tr><td>SPL</td><td>6</td></tr><tr><td>ID</td><td>14.3</td></tr><tr><td>D</td><td>60</td></tr><tr><td>FAM</td><td>020</td></tr><tr><td>CW/CCW</td><td>Horário</td></tr></table>	T	10	G	32.18	L	105.5	SPL	6	ID	14.3	D	60	FAM	020	CW/CCW	Horário	<div>0768</div> <div></div> <div>APLICAÇÃO Application / Aplicación Pg. 243</div>	<div>1.01.0768.0</div> <table><tr><td>T</td><td>9</td></tr><tr><td>G</td><td>25.8</td></tr><tr><td>L</td><td>62.5</td></tr><tr><td>SPL</td><td>2</td></tr><tr><td>ID</td><td>11.5</td></tr><tr><td>D</td><td>40</td></tr><tr><td>FAM</td><td>026</td></tr><tr><td>CW/CCW</td><td>Anti-horário</td></tr></table>	T	9	G	25.8	L	62.5	SPL	2	ID	11.5	D	40	FAM	026	CW/CCW	Anti-horário	<div>0769</div> <div></div> <div>APLICAÇÃO Application / Aplicación Pg. 243</div>	<div>1.01.0769.0</div> <table><tr><td>T</td><td>9</td></tr><tr><td>G</td><td>25.8</td></tr><tr><td>L</td><td>65.5</td></tr><tr><td>SPL</td><td>6</td></tr><tr><td>ID</td><td>11.5</td></tr><tr><td>D</td><td>40</td></tr><tr><td>FAM</td><td>026</td></tr><tr><td>CW/CCW</td><td>Anti-horário</td></tr></table>	T	9	G	25.8	L	65.5	SPL	6	ID	11.5	D	40	FAM	026	CW/CCW	Anti-horário
T	8																																																																						
G	24.7																																																																						
L	82																																																																						
SPL	10																																																																						
ID	12.51																																																																						
D	46.5																																																																						
FAM	050																																																																						
CW/CCW	Anti-horário																																																																						
T	10																																																																						
G	32.18																																																																						
L	105.5																																																																						
SPL	6																																																																						
ID	14.3																																																																						
D	60																																																																						
FAM	020																																																																						
CW/CCW	Horário																																																																						
T	9																																																																						
G	25.8																																																																						
L	62.5																																																																						
SPL	2																																																																						
ID	11.5																																																																						
D	40																																																																						
FAM	026																																																																						
CW/CCW	Anti-horário																																																																						
T	9																																																																						
G	25.8																																																																						
L	65.5																																																																						
SPL	6																																																																						
ID	11.5																																																																						
D	40																																																																						
FAM	026																																																																						
CW/CCW	Anti-horário																																																																						
<div>0770</div> <div></div> <div>APLICAÇÃO Application / Aplicación Pg. 243</div>	<div>1.01.0770.0</div> <table><tr><td>T</td><td>9</td></tr><tr><td>G</td><td>25.8</td></tr><tr><td>L</td><td>45</td></tr><tr><td>SPL</td><td>6</td></tr><tr><td>ID</td><td>12</td></tr><tr><td>D</td><td>43.5</td></tr><tr><td>FAM</td><td>034</td></tr><tr><td>CW/CCW</td><td>Horário</td></tr></table>	T	9	G	25.8	L	45	SPL	6	ID	12	D	43.5	FAM	034	CW/CCW	Horário	<div>0771</div> <div></div> <div>APLICAÇÃO Application / Aplicación Pg. 243</div>	<div>1.01.0771.0</div> <table><tr><td>T</td><td>10</td></tr><tr><td>G</td><td>27.5</td></tr><tr><td>L</td><td>67.5</td></tr><tr><td>SPL</td><td>3</td></tr><tr><td>ID</td><td>14</td></tr><tr><td>D</td><td>60</td></tr><tr><td>FAM</td><td>035</td></tr><tr><td>CW/CCW</td><td>Horário</td></tr></table>	T	10	G	27.5	L	67.5	SPL	3	ID	14	D	60	FAM	035	CW/CCW	Horário	<div>0774</div> <div></div> <div>APLICAÇÃO Application / Aplicación Pg. 244</div>	<div>1.01.0774.0</div> <table><tr><td>T</td><td>9</td></tr><tr><td>G</td><td>25.8</td></tr><tr><td>L</td><td>61.5</td></tr><tr><td>SPL</td><td>6</td></tr><tr><td>ID</td><td>12</td></tr><tr><td>D</td><td>46.2</td></tr><tr><td>FAM</td><td>034</td></tr><tr><td>CW/CCW</td><td>Horário</td></tr></table>	T	9	G	25.8	L	61.5	SPL	6	ID	12	D	46.2	FAM	034	CW/CCW	Horário	<div>0775</div> <div></div> <div>APLICAÇÃO Application / Aplicación Pg. 244</div>	<div>1.01.0775.0</div> <table><tr><td>T</td><td>9</td></tr><tr><td>G</td><td>25.8</td></tr><tr><td>L</td><td>51.5</td></tr><tr><td>SPL</td><td>9</td></tr><tr><td>ID</td><td>12</td></tr><tr><td>D</td><td>46.5</td></tr><tr><td>FAM</td><td>085</td></tr><tr><td>CW/CCW</td><td>Horário</td></tr></table>	T	9	G	25.8	L	51.5	SPL	9	ID	12	D	46.5	FAM	085	CW/CCW	Horário
T	9																																																																						
G	25.8																																																																						
L	45																																																																						
SPL	6																																																																						
ID	12																																																																						
D	43.5																																																																						
FAM	034																																																																						
CW/CCW	Horário																																																																						
T	10																																																																						
G	27.5																																																																						
L	67.5																																																																						
SPL	3																																																																						
ID	14																																																																						
D	60																																																																						
FAM	035																																																																						
CW/CCW	Horário																																																																						
T	9																																																																						
G	25.8																																																																						
L	61.5																																																																						
SPL	6																																																																						
ID	12																																																																						
D	46.2																																																																						
FAM	034																																																																						
CW/CCW	Horário																																																																						
T	9																																																																						
G	25.8																																																																						
L	51.5																																																																						
SPL	9																																																																						
ID	12																																																																						
D	46.5																																																																						
FAM	085																																																																						
CW/CCW	Horário																																																																						
<div>0779</div> <div></div> <div>APLICAÇÃO Application / Aplicación Pg. 244</div>	<div>1.01.0779.0</div> <table><tr><td>T</td><td>9</td></tr><tr><td>G</td><td>25.8</td></tr><tr><td>L</td><td>64</td></tr><tr><td>SPL</td><td>6</td></tr><tr><td>ID</td><td>11.5</td></tr><tr><td>D</td><td>46.5</td></tr><tr><td>FAM</td><td>047</td></tr><tr><td>CW/CCW</td><td>Horário</td></tr></table>	T	9	G	25.8	L	64	SPL	6	ID	11.5	D	46.5	FAM	047	CW/CCW	Horário	<div>0783</div> <div></div> <div>APLICAÇÃO Application / Aplicación Pg. 245</div>	<div>1.01.0783.0</div> <table><tr><td>T</td><td>9</td></tr><tr><td>G</td><td>25.8</td></tr><tr><td>L</td><td>69</td></tr><tr><td>SPL</td><td>3</td></tr><tr><td>ID</td><td>12</td></tr><tr><td>D</td><td>43.5</td></tr><tr><td>FAM</td><td>017</td></tr><tr><td>CW/CCW</td><td>Horário</td></tr></table>	T	9	G	25.8	L	69	SPL	3	ID	12	D	43.5	FAM	017	CW/CCW	Horário	<div>0785</div> <div></div> <div>APLICAÇÃO Application / Aplicación Pg. 245</div>	<div>1.01.0785.0</div> <table><tr><td>T</td><td>15</td></tr><tr><td>G</td><td>44.5</td></tr><tr><td>L</td><td>69</td></tr><tr><td>SPL</td><td>12</td></tr><tr><td>ID</td><td>14</td></tr><tr><td>D</td><td>60</td></tr><tr><td>FAM</td><td>027</td></tr><tr><td>CW/CCW</td><td>Horário</td></tr></table>	T	15	G	44.5	L	69	SPL	12	ID	14	D	60	FAM	027	CW/CCW	Horário	<div>0786</div> <div></div> <div>APLICAÇÃO Application / Aplicación Pg. 245</div>	<div>1.01.0786.0</div> <table><tr><td>T</td><td>9</td></tr><tr><td>G</td><td>25.8</td></tr><tr><td>L</td><td>64</td></tr><tr><td>SPL</td><td>6</td></tr><tr><td>ID</td><td>11.5</td></tr><tr><td>D</td><td>46.5</td></tr><tr><td>FAM</td><td>038</td></tr><tr><td>CW/CCW</td><td>Horário</td></tr></table>	T	9	G	25.8	L	64	SPL	6	ID	11.5	D	46.5	FAM	038	CW/CCW	Horário
T	9																																																																						
G	25.8																																																																						
L	64																																																																						
SPL	6																																																																						
ID	11.5																																																																						
D	46.5																																																																						
FAM	047																																																																						
CW/CCW	Horário																																																																						
T	9																																																																						
G	25.8																																																																						
L	69																																																																						
SPL	3																																																																						
ID	12																																																																						
D	43.5																																																																						
FAM	017																																																																						
CW/CCW	Horário																																																																						
T	15																																																																						
G	44.5																																																																						
L	69																																																																						
SPL	12																																																																						
ID	14																																																																						
D	60																																																																						
FAM	027																																																																						
CW/CCW	Horário																																																																						
T	9																																																																						
G	25.8																																																																						
L	64																																																																						
SPL	6																																																																						
ID	11.5																																																																						
D	46.5																																																																						
FAM	038																																																																						
CW/CCW	Horário																																																																						
<div>0787</div> <div></div> <div>APLICAÇÃO Application / Aplicación Pg. 245</div>	<div>1.01.0787.0</div> <table><tr><td>T</td><td>9</td></tr><tr><td>G</td><td>25.82</td></tr><tr><td>L</td><td>51.5</td></tr><tr><td>SPL</td><td>10</td></tr><tr><td>ID</td><td>12</td></tr><tr><td>D</td><td>46.5</td></tr><tr><td>FAM</td><td>086</td></tr><tr><td>CW/CCW</td><td>Horário</td></tr></table>	T	9	G	25.82	L	51.5	SPL	10	ID	12	D	46.5	FAM	086	CW/CCW	Horário	<div>0790</div> <div></div> <div>APLICAÇÃO Application / Aplicación Pg. 245</div>	<div>1.01.0790.0</div> <table><tr><td>T</td><td>9</td></tr><tr><td>G</td><td>36</td></tr><tr><td>L</td><td>87</td></tr><tr><td>SPL</td><td>-</td></tr><tr><td>CT</td><td>41</td></tr><tr><td>D</td><td>-</td></tr><tr><td>FAM</td><td>122</td></tr><tr><td>CW/CCW</td><td>Horário</td></tr></table>	T	9	G	36	L	87	SPL	-	CT	41	D	-	FAM	122	CW/CCW	Horário	<div>0791</div> <div></div> <div>APLICAÇÃO Application / Aplicación Pg. 246</div>	<div>1.01.0791.0</div> <table><tr><td>T</td><td>8</td></tr><tr><td>G</td><td>28</td></tr><tr><td>L</td><td>87</td></tr><tr><td>SPL</td><td>-</td></tr><tr><td>CT</td><td>41</td></tr><tr><td>D</td><td>-</td></tr><tr><td>FAM</td><td>122</td></tr><tr><td>CW/CCW</td><td>Horário</td></tr></table>	T	8	G	28	L	87	SPL	-	CT	41	D	-	FAM	122	CW/CCW	Horário	<div>0793</div> <div></div> <div>APLICAÇÃO Application / Aplicación Pg. 246</div>	<div>1.01.0793.0</div> <table><tr><td>T</td><td>8</td></tr><tr><td>G</td><td>28</td></tr><tr><td>L</td><td>94</td></tr><tr><td>SPL</td><td>-</td></tr><tr><td>CT</td><td>41</td></tr><tr><td>D</td><td>-</td></tr><tr><td>FAM</td><td>122</td></tr><tr><td>CW/CCW</td><td>Anti-horário</td></tr></table>	T	8	G	28	L	94	SPL	-	CT	41	D	-	FAM	122	CW/CCW	Anti-horário
T	9																																																																						
G	25.82																																																																						
L	51.5																																																																						
SPL	10																																																																						
ID	12																																																																						
D	46.5																																																																						
FAM	086																																																																						
CW/CCW	Horário																																																																						
T	9																																																																						
G	36																																																																						
L	87																																																																						
SPL	-																																																																						
CT	41																																																																						
D	-																																																																						
FAM	122																																																																						
CW/CCW	Horário																																																																						
T	8																																																																						
G	28																																																																						
L	87																																																																						
SPL	-																																																																						
CT	41																																																																						
D	-																																																																						
FAM	122																																																																						
CW/CCW	Horário																																																																						
T	8																																																																						
G	28																																																																						
L	94																																																																						
SPL	-																																																																						
CT	41																																																																						
D	-																																																																						
FAM	122																																																																						
CW/CCW	Anti-horário																																																																						

T	G	L	SPL	ID	CT	D	FAM	CW/CCW
Nº de Dentes # Of Pinon Teeth # De Los Dientes Del Pinón	ø Externo (mm) Pinon O.D. Piñon - ø Externa	Comprimento Total (mm) Length Largo	Nº de Estrias # Of Splines # De Estriás	ø da Bucha (mm) Pinon I.D. Pinón - ø Interna	Nº Dentes Coroa # Barrel Gear Teeth # Dientes de la Corona	ø da Capa (mm) Drive O.D. ø Externa	Família Family Familia	Horário/Anti Horário Clockwise/Counter Clockwise Horario/Antihorario

<div>0794</div> <div></div> <div>APLICAÇÃO Application / Aplicación Pg. 246</div>	<div>1.01.0794.0</div> <table><tr><td>T</td><td>10</td></tr><tr><td>G</td><td>33</td></tr><tr><td>L</td><td>58.5</td></tr><tr><td>SPL</td><td>10</td></tr><tr><td>ID</td><td>12</td></tr><tr><td>D</td><td>46.5</td></tr><tr><td>FAM</td><td>100</td></tr><tr><td>CW/CCW</td><td>Anti-horário</td></tr></table>	T	10	G	33	L	58.5	SPL	10	ID	12	D	46.5	FAM	100	CW/CCW	Anti-horário	<div>0797</div> <div></div> <div>APLICAÇÃO Application / Aplicación Pg. 246</div>	<div>1.01.0797.0</div> <table><tr><td>T</td><td>9</td></tr><tr><td>G</td><td>25.8</td></tr><tr><td>L</td><td>55.5</td></tr><tr><td>SPL</td><td>10</td></tr><tr><td>ID</td><td>12</td></tr><tr><td>D</td><td>46.5</td></tr><tr><td>FAM</td><td>084</td></tr><tr><td>CW/CCW</td><td>Horário</td></tr></table>	T	9	G	25.8	L	55.5	SPL	10	ID	12	D	46.5	FAM	084	CW/CCW	Horário	<div>0798</div> <div></div> <div>APLICAÇÃO Application / Aplicación Pg. 246</div>	<div>1.01.0798.0</div> <table><tr><td>T</td><td>9</td></tr><tr><td>G</td><td>25.8</td></tr><tr><td>L</td><td>58.5</td></tr><tr><td>SPL</td><td>10</td></tr><tr><td>ID</td><td>12</td></tr><tr><td>D</td><td>46.5</td></tr><tr><td>FAM</td><td>100</td></tr><tr><td>CW/CCW</td><td>Anti-horário</td></tr></table>	T	9	G	25.8	L	58.5	SPL	10	ID	12	D	46.5	FAM	100	CW/CCW	Anti-horário	<div>0799</div> <div></div> <div>APLICAÇÃO Application / Aplicación Pg. 246</div>	<div>1.01.0799.0</div> <table><tr><td>T</td><td>9</td></tr><tr><td>G</td><td>25.8</td></tr><tr><td>L</td><td>55.5</td></tr><tr><td>SPL</td><td>10</td></tr><tr><td>ID</td><td>12</td></tr><tr><td>D</td><td>46.5</td></tr><tr><td>FAM</td><td>102</td></tr><tr><td>CW/CCW</td><td>Anti-horário</td></tr></table>	T	9	G	25.8	L	55.5	SPL	10	ID	12	D	46.5	FAM	102	CW/CCW	Anti-horário
T	10																																																																						
G	33																																																																						
L	58.5																																																																						
SPL	10																																																																						
ID	12																																																																						
D	46.5																																																																						
FAM	100																																																																						
CW/CCW	Anti-horário																																																																						
T	9																																																																						
G	25.8																																																																						
L	55.5																																																																						
SPL	10																																																																						
ID	12																																																																						
D	46.5																																																																						
FAM	084																																																																						
CW/CCW	Horário																																																																						
T	9																																																																						
G	25.8																																																																						
L	58.5																																																																						
SPL	10																																																																						
ID	12																																																																						
D	46.5																																																																						
FAM	100																																																																						
CW/CCW	Anti-horário																																																																						
T	9																																																																						
G	25.8																																																																						
L	55.5																																																																						
SPL	10																																																																						
ID	12																																																																						
D	46.5																																																																						
FAM	102																																																																						
CW/CCW	Anti-horário																																																																						
<div>0800</div> <div></div> <div>APLICAÇÃO Application / Aplicación Pg. 247</div>	<div>1.01.0800.0</div> <table><tr><td>T</td><td>11</td></tr><tr><td>G</td><td>29.5</td></tr><tr><td>L</td><td>59</td></tr><tr><td>SPL</td><td>10</td></tr><tr><td>ID</td><td>12</td></tr><tr><td>D</td><td>54.5</td></tr><tr><td>FAM</td><td>100</td></tr><tr><td>CW/CCW</td><td>Horário</td></tr></table>	T	11	G	29.5	L	59	SPL	10	ID	12	D	54.5	FAM	100	CW/CCW	Horário	<div>0801</div> <div></div> <div>APLICAÇÃO Application / Aplicación Pg. 247</div>	<div>1.01.0801.0</div> <table><tr><td>T</td><td>10</td></tr><tr><td>G</td><td>33</td></tr><tr><td>L</td><td>51</td></tr><tr><td>SPL</td><td>8</td></tr><tr><td>ID</td><td>12</td></tr><tr><td>D</td><td>46.5</td></tr><tr><td>FAM</td><td>110</td></tr><tr><td>CW/CCW</td><td>Horário</td></tr></table>	T	10	G	33	L	51	SPL	8	ID	12	D	46.5	FAM	110	CW/CCW	Horário	<div>0803</div> <div></div> <div>APLICAÇÃO Application / Aplicación Pg. 247</div>	<div>1.01.0803.0</div> <table><tr><td>T</td><td>9</td></tr><tr><td>G</td><td>25.8</td></tr><tr><td>L</td><td>58.5</td></tr><tr><td>SPL</td><td>10</td></tr><tr><td>ID</td><td>12</td></tr><tr><td>D</td><td>46.5</td></tr><tr><td>FAM</td><td>106</td></tr><tr><td>CW/CCW</td><td>Horário</td></tr></table>	T	9	G	25.8	L	58.5	SPL	10	ID	12	D	46.5	FAM	106	CW/CCW	Horário	<div>0805</div> <div></div> <div>APLICAÇÃO Application / Aplicación Pg. 247</div>	<div>1.01.0805.0</div> <table><tr><td>T</td><td>11</td></tr><tr><td>G</td><td>29.5</td></tr><tr><td>L</td><td>58.5</td></tr><tr><td>SPL</td><td>10</td></tr><tr><td>ID</td><td>12</td></tr><tr><td>D</td><td>46.5</td></tr><tr><td>FAM</td><td>102</td></tr><tr><td>CW/CCW</td><td>Anti-horário</td></tr></table>	T	11	G	29.5	L	58.5	SPL	10	ID	12	D	46.5	FAM	102	CW/CCW	Anti-horário
T	11																																																																						
G	29.5																																																																						
L	59																																																																						
SPL	10																																																																						
ID	12																																																																						
D	54.5																																																																						
FAM	100																																																																						
CW/CCW	Horário																																																																						
T	10																																																																						
G	33																																																																						
L	51																																																																						
SPL	8																																																																						
ID	12																																																																						
D	46.5																																																																						
FAM	110																																																																						
CW/CCW	Horário																																																																						
T	9																																																																						
G	25.8																																																																						
L	58.5																																																																						
SPL	10																																																																						
ID	12																																																																						
D	46.5																																																																						
FAM	106																																																																						
CW/CCW	Horário																																																																						
T	11																																																																						
G	29.5																																																																						
L	58.5																																																																						
SPL	10																																																																						
ID	12																																																																						
D	46.5																																																																						
FAM	102																																																																						
CW/CCW	Anti-horário																																																																						
<div>0806</div> <div></div> <div>APLICAÇÃO Application / Aplicación Pg. 247</div>	<div>1.01.0806.0</div> <table><tr><td>T</td><td>12</td></tr><tr><td>G</td><td>31.8</td></tr><tr><td>L</td><td>51</td></tr><tr><td>SPL</td><td>8</td></tr><tr><td>ID</td><td>12</td></tr><tr><td>D</td><td>46.5</td></tr><tr><td>FAM</td><td>112</td></tr><tr><td>CW/CCW</td><td>Horário</td></tr></table>	T	12	G	31.8	L	51	SPL	8	ID	12	D	46.5	FAM	112	CW/CCW	Horário	<div>0808</div> <div></div> <div>APLICAÇÃO Application / Aplicación Pg. 247</div>	<div>1.01.0808.0</div> <table><tr><td>T</td><td>8</td></tr><tr><td>G</td><td>28.2</td></tr><tr><td>L</td><td>53.5</td></tr><tr><td>SPL</td><td>5</td></tr><tr><td>ID</td><td>11</td></tr><tr><td>D</td><td>43.5</td></tr><tr><td>FAM</td><td>047</td></tr><tr><td>CW/CCW</td><td>Horário</td></tr></table>	T	8	G	28.2	L	53.5	SPL	5	ID	11	D	43.5	FAM	047	CW/CCW	Horário	<div>0809</div> <div></div> <div>APLICAÇÃO Application / Aplicación Pg. 248</div>	<div>1.01.0809.0</div> <table><tr><td>T</td><td>9</td></tr><tr><td>G</td><td>29.6</td></tr><tr><td>L</td><td>53.5</td></tr><tr><td>SPL</td><td>5</td></tr><tr><td>ID</td><td>11</td></tr><tr><td>D</td><td>43.5</td></tr><tr><td>FAM</td><td>034</td></tr><tr><td>CW/CCW</td><td>Horário</td></tr></table>	T	9	G	29.6	L	53.5	SPL	5	ID	11	D	43.5	FAM	034	CW/CCW	Horário	<div>0815</div> <div></div> <div>APLICAÇÃO Application / Aplicación Pg. 248</div>	<div>1.01.0815.0</div> <table><tr><td>T</td><td>9</td></tr><tr><td>G</td><td>29.3</td></tr><tr><td>L</td><td>99</td></tr><tr><td>SPL</td><td>-</td></tr><tr><td>CT</td><td>48</td></tr><tr><td>D</td><td>-</td></tr><tr><td>FAM</td><td>125</td></tr><tr><td>CW/CCW</td><td>Horário</td></tr></table>	T	9	G	29.3	L	99	SPL	-	CT	48	D	-	FAM	125	CW/CCW	Horário
T	12																																																																						
G	31.8																																																																						
L	51																																																																						
SPL	8																																																																						
ID	12																																																																						
D	46.5																																																																						
FAM	112																																																																						
CW/CCW	Horário																																																																						
T	8																																																																						
G	28.2																																																																						
L	53.5																																																																						
SPL	5																																																																						
ID	11																																																																						
D	43.5																																																																						
FAM	047																																																																						
CW/CCW	Horário																																																																						
T	9																																																																						
G	29.6																																																																						
L	53.5																																																																						
SPL	5																																																																						
ID	11																																																																						
D	43.5																																																																						
FAM	034																																																																						
CW/CCW	Horário																																																																						
T	9																																																																						
G	29.3																																																																						
L	99																																																																						
SPL	-																																																																						
CT	48																																																																						
D	-																																																																						
FAM	125																																																																						
CW/CCW	Horário																																																																						
<div>0817</div> <div></div> <div>APLICAÇÃO Application / Aplicación Pg. 248</div>	<div>1.01.0817.0</div> <table><tr><td>T</td><td>10</td></tr><tr><td>G</td><td>28.2</td></tr><tr><td>L</td><td>83</td></tr><tr><td>SPL</td><td>-</td></tr><tr><td>CT</td><td>40</td></tr><tr><td>D</td><td>-</td></tr><tr><td>FAM</td><td>124</td></tr><tr><td>CW/CCW</td><td>Horário</td></tr></table>	T	10	G	28.2	L	83	SPL	-	CT	40	D	-	FAM	124	CW/CCW	Horário	<div>0818</div> <div></div> <div>APLICAÇÃO Application / Aplicación Pg. 248</div>	<div>1.01.0818.0</div> <table><tr><td>T</td><td>9</td></tr><tr><td>G</td><td>29.6</td></tr><tr><td>L</td><td>83</td></tr><tr><td>SPL</td><td>-</td></tr><tr><td>CT</td><td>40</td></tr><tr><td>D</td><td>-</td></tr><tr><td>FAM</td><td>124</td></tr><tr><td>CW/CCW</td><td>Horário</td></tr></table>	T	9	G	29.6	L	83	SPL	-	CT	40	D	-	FAM	124	CW/CCW	Horário	<div>0820</div> <div></div> <div>APLICAÇÃO Application / Aplicación Pg. 248</div>	<div>1.01.0820.0</div> <table><tr><td>T</td><td>10</td></tr><tr><td>G</td><td>26.82</td></tr><tr><td>L</td><td>50.5</td></tr><tr><td>SPL</td><td>9</td></tr><tr><td>ID</td><td>12.1</td></tr><tr><td>D</td><td>46.5</td></tr><tr><td>FAM</td><td>098</td></tr><tr><td>CW/CCW</td><td>Horário</td></tr></table>	T	10	G	26.82	L	50.5	SPL	9	ID	12.1	D	46.5	FAM	098	CW/CCW	Horário	<div>0821</div> <div></div> <div>APLICAÇÃO Application / Aplicación Pg. 248</div>	<div>1.01.0821.0</div> <table><tr><td>T</td><td>10</td></tr><tr><td>G</td><td>26.82</td></tr><tr><td>L</td><td>44</td></tr><tr><td>SPL</td><td>9</td></tr><tr><td>ID</td><td>12.1</td></tr><tr><td>D</td><td>46.5</td></tr><tr><td>FAM</td><td>098</td></tr><tr><td>CW/CCW</td><td>Horário</td></tr></table>	T	10	G	26.82	L	44	SPL	9	ID	12.1	D	46.5	FAM	098	CW/CCW	Horário
T	10																																																																						
G	28.2																																																																						
L	83																																																																						
SPL	-																																																																						
CT	40																																																																						
D	-																																																																						
FAM	124																																																																						
CW/CCW	Horário																																																																						
T	9																																																																						
G	29.6																																																																						
L	83																																																																						
SPL	-																																																																						
CT	40																																																																						
D	-																																																																						
FAM	124																																																																						
CW/CCW	Horário																																																																						
T	10																																																																						
G	26.82																																																																						
L	50.5																																																																						
SPL	9																																																																						
ID	12.1																																																																						
D	46.5																																																																						
FAM	098																																																																						
CW/CCW	Horário																																																																						
T	10																																																																						
G	26.82																																																																						
L	44																																																																						
SPL	9																																																																						
ID	12.1																																																																						
D	46.5																																																																						
FAM	098																																																																						
CW/CCW	Horário																																																																						

T	G	L	SPL	ID	CT	D	FAM	CW/CCW
Nº de Dentes # Of Pinon Teeth # De Los Dientes Del Pinón	Ø Externo (mm) Pinon O.D. Piñon - Ø Externa	Comprimento Total (mm) Length Largo	Nº de Estrias # Of Splines # De Estriás	Ø da Bucha (mm) Pinon I.D. Pinón - Ø Interna	Nº Dentes Coroa # Barrel Gear Teeth # Dientes de la Corona	Ø da Capa (mm) Drive O.D. Ø Externa	Família Family Familia	Horário/Anti Horário Clockwise/Counter Clockwise Horario/Antihorario

<div>0822</div> <div></div> <div>APLICAÇÃO Application / Aplicación Pg. 249</div>	<div>1.01.0822.0</div> <table><tr><td>T</td><td>10</td></tr><tr><td>G</td><td>26.82</td></tr><tr><td>L</td><td>56.5</td></tr><tr><td>SPL</td><td>9</td></tr><tr><td>ID</td><td>12.1</td></tr><tr><td>D</td><td>46.5</td></tr><tr><td>FAM</td><td>098</td></tr><tr><td>CW/CCW</td><td>Anti-horário</td></tr></table>	T	10	G	26.82	L	56.5	SPL	9	ID	12.1	D	46.5	FAM	098	CW/CCW	Anti-horário	<div>0823</div> <div></div> <div>APLICAÇÃO Application / Aplicación Pg. 249</div>	<div>1.01.0823.0</div> <table><tr><td>T</td><td>10</td></tr><tr><td>G</td><td>26.82</td></tr><tr><td>L</td><td>48</td></tr><tr><td>SPL</td><td>9</td></tr><tr><td>ID</td><td>12.1</td></tr><tr><td>D</td><td>46.5</td></tr><tr><td>FAM</td><td>098</td></tr><tr><td>CW/CCW</td><td>Horário</td></tr></table>	T	10	G	26.82	L	48	SPL	9	ID	12.1	D	46.5	FAM	098	CW/CCW	Horário	<div>0825</div> <div></div> <div>APLICAÇÃO Application / Aplicación Pg. 249</div>	<div>1.01.0825.0</div> <table><tr><td>T</td><td>10</td></tr><tr><td>G</td><td>27.94</td></tr><tr><td>L</td><td>50.5</td></tr><tr><td>SPL</td><td>8</td></tr><tr><td>ID</td><td>12</td></tr><tr><td>D</td><td>46.5</td></tr><tr><td>FAM</td><td>110</td></tr><tr><td>CW/CCW</td><td>Horário</td></tr></table>	T	10	G	27.94	L	50.5	SPL	8	ID	12	D	46.5	FAM	110	CW/CCW	Horário	<div>0828</div> <div></div> <div>APLICAÇÃO Application / Aplicación Pg. 249</div>	<div>1.01.0828.0</div> <table><tr><td>T</td><td>9</td></tr><tr><td>G</td><td>29.64</td></tr><tr><td>L</td><td>66</td></tr><tr><td>SPL</td><td>5</td></tr><tr><td>ID</td><td>12.5</td></tr><tr><td>D</td><td>46.5</td></tr><tr><td>FAM</td><td>118</td></tr><tr><td>CW/CCW</td><td>Horário</td></tr></table>	T	9	G	29.64	L	66	SPL	5	ID	12.5	D	46.5	FAM	118	CW/CCW	Horário
T	10																																																																						
G	26.82																																																																						
L	56.5																																																																						
SPL	9																																																																						
ID	12.1																																																																						
D	46.5																																																																						
FAM	098																																																																						
CW/CCW	Anti-horário																																																																						
T	10																																																																						
G	26.82																																																																						
L	48																																																																						
SPL	9																																																																						
ID	12.1																																																																						
D	46.5																																																																						
FAM	098																																																																						
CW/CCW	Horário																																																																						
T	10																																																																						
G	27.94																																																																						
L	50.5																																																																						
SPL	8																																																																						
ID	12																																																																						
D	46.5																																																																						
FAM	110																																																																						
CW/CCW	Horário																																																																						
T	9																																																																						
G	29.64																																																																						
L	66																																																																						
SPL	5																																																																						
ID	12.5																																																																						
D	46.5																																																																						
FAM	118																																																																						
CW/CCW	Horário																																																																						
<div>0830</div> <div></div> <div>APLICAÇÃO Application / Aplicación Pg. 249</div>	<div>1.01.0830.0</div> <table><tr><td>T</td><td>8</td></tr><tr><td>G</td><td>28.2</td></tr><tr><td>L</td><td>53.5</td></tr><tr><td>SPL</td><td>5</td></tr><tr><td>ID</td><td>11</td></tr><tr><td>D</td><td>41.5</td></tr><tr><td>FAM</td><td>047</td></tr><tr><td>CW/CCW</td><td>Horário</td></tr></table>	T	8	G	28.2	L	53.5	SPL	5	ID	11	D	41.5	FAM	047	CW/CCW	Horário	<div>0831</div> <div></div> <div>APLICAÇÃO Application / Aplicación Pg. 249</div>	<div>1.01.0831.0</div> <table><tr><td>T</td><td>9</td></tr><tr><td>G</td><td>25.8</td></tr><tr><td>L</td><td>79</td></tr><tr><td>SPL</td><td>12</td></tr><tr><td>ID</td><td>12.51</td></tr><tr><td>D</td><td>54.5</td></tr><tr><td>FAM</td><td>021</td></tr><tr><td>CW/CCW</td><td>Anti-horário</td></tr></table>	T	9	G	25.8	L	79	SPL	12	ID	12.51	D	54.5	FAM	021	CW/CCW	Anti-horário	<div>0832</div> <div></div> <div>APLICAÇÃO Application / Aplicación Pg. 250</div>	<div>1.01.0832.0</div> <table><tr><td>T</td><td>9</td></tr><tr><td>G</td><td>29.64</td></tr><tr><td>L</td><td>77</td></tr><tr><td>SPL</td><td>10</td></tr><tr><td>ID</td><td>12.5</td></tr><tr><td>D</td><td>46.5</td></tr><tr><td>FAM</td><td>047</td></tr><tr><td>CW/CCW</td><td>Horário</td></tr></table>	T	9	G	29.64	L	77	SPL	10	ID	12.5	D	46.5	FAM	047	CW/CCW	Horário	<div>0836</div> <div></div> <div>APLICAÇÃO Application / Aplicación Pg. 250</div>	<div>1.01.0836.0</div> <table><tr><td>T</td><td>9</td></tr><tr><td>G</td><td>25.8</td></tr><tr><td>L</td><td>55</td></tr><tr><td>SPL</td><td>8</td></tr><tr><td>ID</td><td>12</td></tr><tr><td>D</td><td>46.5</td></tr><tr><td>FAM</td><td>047</td></tr><tr><td>CW/CCW</td><td>Horário</td></tr></table>	T	9	G	25.8	L	55	SPL	8	ID	12	D	46.5	FAM	047	CW/CCW	Horário
T	8																																																																						
G	28.2																																																																						
L	53.5																																																																						
SPL	5																																																																						
ID	11																																																																						
D	41.5																																																																						
FAM	047																																																																						
CW/CCW	Horário																																																																						
T	9																																																																						
G	25.8																																																																						
L	79																																																																						
SPL	12																																																																						
ID	12.51																																																																						
D	54.5																																																																						
FAM	021																																																																						
CW/CCW	Anti-horário																																																																						
T	9																																																																						
G	29.64																																																																						
L	77																																																																						
SPL	10																																																																						
ID	12.5																																																																						
D	46.5																																																																						
FAM	047																																																																						
CW/CCW	Horário																																																																						
T	9																																																																						
G	25.8																																																																						
L	55																																																																						
SPL	8																																																																						
ID	12																																																																						
D	46.5																																																																						
FAM	047																																																																						
CW/CCW	Horário																																																																						
<div>0837</div> <div></div> <div>APLICAÇÃO Application / Aplicación Pg. 250</div>	<div>1.01.0837.0</div> <table><tr><td>T</td><td>9</td></tr><tr><td>G</td><td>25.8</td></tr><tr><td>L</td><td>58.5</td></tr><tr><td>SPL</td><td>10</td></tr><tr><td>ID</td><td>12</td></tr><tr><td>D</td><td>46.5</td></tr><tr><td>FAM</td><td>084</td></tr><tr><td>CW/CCW</td><td>Horário</td></tr></table>	T	9	G	25.8	L	58.5	SPL	10	ID	12	D	46.5	FAM	084	CW/CCW	Horário	<div>0841</div> <div></div> <div>APLICAÇÃO Application / Aplicación Pg. 250</div>	<div>1.01.0841.0</div> <table><tr><td>T</td><td>9</td></tr><tr><td>G</td><td>29.6</td></tr><tr><td>L</td><td>53.5</td></tr><tr><td>SPL</td><td>5</td></tr><tr><td>ID</td><td>11</td></tr><tr><td>D</td><td>41.5</td></tr><tr><td>FAM</td><td>034</td></tr><tr><td>CW/CCW</td><td>Horário</td></tr></table>	T	9	G	29.6	L	53.5	SPL	5	ID	11	D	41.5	FAM	034	CW/CCW	Horário	<div>0843</div> <div></div> <div>APLICAÇÃO Application / Aplicación Pg. 250</div>	<div>1.01.0843.0</div> <table><tr><td>T</td><td>8</td></tr><tr><td>G</td><td>23.92</td></tr><tr><td>L</td><td>44</td></tr><tr><td>SPL</td><td>5</td></tr><tr><td>ID</td><td>11</td></tr><tr><td>D</td><td>46</td></tr><tr><td>FAM</td><td>034</td></tr><tr><td>CW/CCW</td><td>Horário</td></tr></table>	T	8	G	23.92	L	44	SPL	5	ID	11	D	46	FAM	034	CW/CCW	Horário	<div>0844</div> <div></div> <div>APLICAÇÃO Application / Aplicación Pg. 250</div>	<div>1.01.0844.0</div> <table><tr><td>T</td><td>9</td></tr><tr><td>G</td><td>25.9</td></tr><tr><td>L</td><td>87</td></tr><tr><td>SPL</td><td>-</td></tr><tr><td>CT</td><td>41</td></tr><tr><td>D</td><td>-</td></tr><tr><td>FAM</td><td>122</td></tr><tr><td>CW/CCW</td><td>Horário</td></tr></table>	T	9	G	25.9	L	87	SPL	-	CT	41	D	-	FAM	122	CW/CCW	Horário
T	9																																																																						
G	25.8																																																																						
L	58.5																																																																						
SPL	10																																																																						
ID	12																																																																						
D	46.5																																																																						
FAM	084																																																																						
CW/CCW	Horário																																																																						
T	9																																																																						
G	29.6																																																																						
L	53.5																																																																						
SPL	5																																																																						
ID	11																																																																						
D	41.5																																																																						
FAM	034																																																																						
CW/CCW	Horário																																																																						
T	8																																																																						
G	23.92																																																																						
L	44																																																																						
SPL	5																																																																						
ID	11																																																																						
D	46																																																																						
FAM	034																																																																						
CW/CCW	Horário																																																																						
T	9																																																																						
G	25.9																																																																						
L	87																																																																						
SPL	-																																																																						
CT	41																																																																						
D	-																																																																						
FAM	122																																																																						
CW/CCW	Horário																																																																						
<div>0846</div> <div></div> <div>APLICAÇÃO Application / Aplicación Pg. 251</div>	<div>1.01.0846.0</div> <table><tr><td>T</td><td>11</td></tr><tr><td>G</td><td>29.5</td></tr><tr><td>L</td><td>58.5</td></tr><tr><td>SPL</td><td>10</td></tr><tr><td>ID</td><td>12</td></tr><tr><td>D</td><td>46.5</td></tr><tr><td>FAM</td><td>084</td></tr><tr><td>CW/CCW</td><td>Horário</td></tr></table>	T	11	G	29.5	L	58.5	SPL	10	ID	12	D	46.5	FAM	084	CW/CCW	Horário	<div>0851</div> <div></div> <div>APLICAÇÃO Application / Aplicación Pg. 251</div>	<div>1.01.0851.0</div> <table><tr><td>T</td><td>10</td></tr><tr><td>G</td><td>27.94</td></tr><tr><td>L</td><td>86</td></tr><tr><td>SPL</td><td>10</td></tr><tr><td>ID</td><td>12</td></tr><tr><td>D</td><td>54.5</td></tr><tr><td>FAM</td><td>103</td></tr><tr><td>CW/CCW</td><td>Anti-horário</td></tr></table>	T	10	G	27.94	L	86	SPL	10	ID	12	D	54.5	FAM	103	CW/CCW	Anti-horário	<div>0852</div> <div></div> <div>APLICAÇÃO Application / Aplicación Pg. 251</div>	<div>1.01.0852.0</div> <table><tr><td>T</td><td>8</td></tr><tr><td>G</td><td>27.2</td></tr><tr><td>L</td><td>52</td></tr><tr><td>SPL</td><td>10</td></tr><tr><td>ID</td><td>11</td></tr><tr><td>D</td><td>46.5</td></tr><tr><td>FAM</td><td>094</td></tr><tr><td>CW/CCW</td><td>Horário</td></tr></table>	T	8	G	27.2	L	52	SPL	10	ID	11	D	46.5	FAM	094	CW/CCW	Horário	<div>0853</div> <div></div> <div>APLICAÇÃO Application / Aplicación Pg. 251</div>	<div>1.01.0853.0</div> <table><tr><td>T</td><td>8</td></tr><tr><td>G</td><td>28.2</td></tr><tr><td>L</td><td>70.5</td></tr><tr><td>SPL</td><td>8</td></tr><tr><td>ID</td><td>12</td></tr><tr><td>D</td><td>46.5</td></tr><tr><td>FAM</td><td>047</td></tr><tr><td>CW/CCW</td><td>Horário</td></tr></table>	T	8	G	28.2	L	70.5	SPL	8	ID	12	D	46.5	FAM	047	CW/CCW	Horário
T	11																																																																						
G	29.5																																																																						
L	58.5																																																																						
SPL	10																																																																						
ID	12																																																																						
D	46.5																																																																						
FAM	084																																																																						
CW/CCW	Horário																																																																						
T	10																																																																						
G	27.94																																																																						
L	86																																																																						
SPL	10																																																																						
ID	12																																																																						
D	54.5																																																																						
FAM	103																																																																						
CW/CCW	Anti-horário																																																																						
T	8																																																																						
G	27.2																																																																						
L	52																																																																						
SPL	10																																																																						
ID	11																																																																						
D	46.5																																																																						
FAM	094																																																																						
CW/CCW	Horário																																																																						
T	8																																																																						
G	28.2																																																																						
L	70.5																																																																						
SPL	8																																																																						
ID	12																																																																						
D	46.5																																																																						
FAM	047																																																																						
CW/CCW	Horário																																																																						

T	G	L	SPL	ID	CT	D	FAM	CW/CCW
Nº de Dentes # Of Pinon Teeth # De Los Dientes Del Pinón	Ø Externo (mm) Pinon O.D. Piñon - Ø Externa	Comprimento Total (mm) Length Largo	Nº de Estrias # Of Splines # De Estriás	Ø da Bucha (mm) Pinon I.D. Pinón - Ø Interna	Nº Dentes Coroa # Barrel Gear Teeth # Dientes de la Corona	Ø da Capa (mm) Drive O.D. Ø Externa	Família Family Familia	Horário/Anti Horário Clockwise/Counter Clockwise Horario/Antihorario

<div>0854</div> <div></div> <div>APLICAÇÃO Application / Aplicación Pg. 251</div>	<div>1.01.0854.0</div> <table><tr><td>T</td><td>8</td></tr><tr><td>G</td><td>24.7</td></tr><tr><td>L</td><td>64</td></tr><tr><td>SPL</td><td>6</td></tr><tr><td>ID</td><td>12</td></tr><tr><td>D</td><td>43.5</td></tr><tr><td>FAM</td><td>034</td></tr><tr><td>CW/CCW</td><td>Anti-horário</td></tr></table>	T	8	G	24.7	L	64	SPL	6	ID	12	D	43.5	FAM	034	CW/CCW	Anti-horário	<div>0855</div> <div></div> <div>APLICAÇÃO Application / Aplicación Pg. 251</div>	<div>1.01.0855.0</div> <table><tr><td>T</td><td>11</td></tr><tr><td>G</td><td>29.5</td></tr><tr><td>L</td><td>55.5</td></tr><tr><td>SPL</td><td>10</td></tr><tr><td>ID</td><td>12</td></tr><tr><td>D</td><td>46.5</td></tr><tr><td>FAM</td><td>084</td></tr><tr><td>CW/CCW</td><td>Horário</td></tr></table>	T	11	G	29.5	L	55.5	SPL	10	ID	12	D	46.5	FAM	084	CW/CCW	Horário	<div>0857</div> <div></div> <div>APLICAÇÃO Application / Aplicación Pg. 252</div>	<div>1.01.0857.0</div> <table><tr><td>T</td><td>9</td></tr><tr><td>G</td><td>25.8</td></tr><tr><td>L</td><td>64</td></tr><tr><td>SPL</td><td>10</td></tr><tr><td>ID</td><td>12</td></tr><tr><td>D</td><td>46.5</td></tr><tr><td>FAM</td><td>001</td></tr><tr><td>CW/CCW</td><td>Horário</td></tr></table>	T	9	G	25.8	L	64	SPL	10	ID	12	D	46.5	FAM	001	CW/CCW	Horário	<div>0860</div> <div></div> <div>APLICAÇÃO Application / Aplicación Pg. 252</div>	<div>1.01.0860.0</div> <table><tr><td>T</td><td>10</td></tr><tr><td>G</td><td>27.94</td></tr><tr><td>L</td><td>73</td></tr><tr><td>SPL</td><td>9</td></tr><tr><td>ID</td><td>12.1</td></tr><tr><td>D</td><td>46.5</td></tr><tr><td>FAM</td><td>129</td></tr><tr><td>CW/CCW</td><td>Anti-horário</td></tr></table>	T	10	G	27.94	L	73	SPL	9	ID	12.1	D	46.5	FAM	129	CW/CCW	Anti-horário
T	8																																																																						
G	24.7																																																																						
L	64																																																																						
SPL	6																																																																						
ID	12																																																																						
D	43.5																																																																						
FAM	034																																																																						
CW/CCW	Anti-horário																																																																						
T	11																																																																						
G	29.5																																																																						
L	55.5																																																																						
SPL	10																																																																						
ID	12																																																																						
D	46.5																																																																						
FAM	084																																																																						
CW/CCW	Horário																																																																						
T	9																																																																						
G	25.8																																																																						
L	64																																																																						
SPL	10																																																																						
ID	12																																																																						
D	46.5																																																																						
FAM	001																																																																						
CW/CCW	Horário																																																																						
T	10																																																																						
G	27.94																																																																						
L	73																																																																						
SPL	9																																																																						
ID	12.1																																																																						
D	46.5																																																																						
FAM	129																																																																						
CW/CCW	Anti-horário																																																																						
<div>0861</div> <div></div> <div>APLICAÇÃO Application / Aplicación Pg. 252</div>	<div>1.01.0861.0</div> <table><tr><td>T</td><td>9</td></tr><tr><td>G</td><td>36.8</td></tr><tr><td>L</td><td>62</td></tr><tr><td>SPL</td><td>10</td></tr><tr><td>ID</td><td>12</td></tr><tr><td>D</td><td>54.5</td></tr><tr><td>FAM</td><td>094</td></tr><tr><td>CW/CCW</td><td>Horário</td></tr></table>	T	9	G	36.8	L	62	SPL	10	ID	12	D	54.5	FAM	094	CW/CCW	Horário	<div>0863</div> <div></div> <div>APLICAÇÃO Application / Aplicación Pg. 252</div>	<div>1.01.0863.0</div> <table><tr><td>T</td><td>8</td></tr><tr><td>G</td><td>28.2</td></tr><tr><td>L</td><td>48</td></tr><tr><td>SPL</td><td>9</td></tr><tr><td>ID</td><td>12.1</td></tr><tr><td>D</td><td>46.5</td></tr><tr><td>FAM</td><td>099</td></tr><tr><td>CW/CCW</td><td>Horário</td></tr></table>	T	8	G	28.2	L	48	SPL	9	ID	12.1	D	46.5	FAM	099	CW/CCW	Horário	<div>0866</div> <div></div> <div>APLICAÇÃO Application / Aplicación Pg. 252</div>	<div>1.01.0866.0</div> <table><tr><td>T</td><td>9</td></tr><tr><td>G</td><td>25.8</td></tr><tr><td>L</td><td>59.5</td></tr><tr><td>SPL</td><td>10</td></tr><tr><td>ID</td><td>12</td></tr><tr><td>D</td><td>46.5</td></tr><tr><td>FAM</td><td>102</td></tr><tr><td>CW/CCW</td><td>Horário</td></tr></table>	T	9	G	25.8	L	59.5	SPL	10	ID	12	D	46.5	FAM	102	CW/CCW	Horário	<div>0868</div> <div></div> <div>APLICAÇÃO Application / Aplicación Pg. 253</div>	<div>1.01.0868.0</div> <table><tr><td>T</td><td>10</td></tr><tr><td>G</td><td>27.5</td></tr><tr><td>L</td><td>80</td></tr><tr><td>SPL</td><td>3</td></tr><tr><td>ID</td><td>14</td></tr><tr><td>D</td><td>60</td></tr><tr><td>FAM</td><td>035</td></tr><tr><td>CW/CCW</td><td>Horário</td></tr></table>	T	10	G	27.5	L	80	SPL	3	ID	14	D	60	FAM	035	CW/CCW	Horário
T	9																																																																						
G	36.8																																																																						
L	62																																																																						
SPL	10																																																																						
ID	12																																																																						
D	54.5																																																																						
FAM	094																																																																						
CW/CCW	Horário																																																																						
T	8																																																																						
G	28.2																																																																						
L	48																																																																						
SPL	9																																																																						
ID	12.1																																																																						
D	46.5																																																																						
FAM	099																																																																						
CW/CCW	Horário																																																																						
T	9																																																																						
G	25.8																																																																						
L	59.5																																																																						
SPL	10																																																																						
ID	12																																																																						
D	46.5																																																																						
FAM	102																																																																						
CW/CCW	Horário																																																																						
T	10																																																																						
G	27.5																																																																						
L	80																																																																						
SPL	3																																																																						
ID	14																																																																						
D	60																																																																						
FAM	035																																																																						
CW/CCW	Horário																																																																						
<div>0871</div> <div></div> <div>APLICAÇÃO Application / Aplicación Pg. 253</div>	<div>1.01.0871.0</div> <table><tr><td>T</td><td>8</td></tr><tr><td>G</td><td>28.2</td></tr><tr><td>L</td><td>59</td></tr><tr><td>SPL</td><td>10</td></tr><tr><td>ID</td><td>12</td></tr><tr><td>D</td><td>46.5</td></tr><tr><td>FAM</td><td>100</td></tr><tr><td>CW/CCW</td><td>Horário</td></tr></table>	T	8	G	28.2	L	59	SPL	10	ID	12	D	46.5	FAM	100	CW/CCW	Horário	<div>0874</div> <div></div> <div>APLICAÇÃO Application / Aplicación Pg. 253</div>	<div>1.01.0874.0</div> <table><tr><td>T</td><td>8</td></tr><tr><td>G</td><td>28.2</td></tr><tr><td>L</td><td>64.5</td></tr><tr><td>SPL</td><td>10</td></tr><tr><td>ID</td><td>12</td></tr><tr><td>D</td><td>46.5</td></tr><tr><td>FAM</td><td>001</td></tr><tr><td>CW/CCW</td><td>Horário</td></tr></table>	T	8	G	28.2	L	64.5	SPL	10	ID	12	D	46.5	FAM	001	CW/CCW	Horário	<div>0875</div> <div></div> <div>APLICAÇÃO Application / Aplicación Pg. 253</div>	<div>1.01.0875.0</div> <table><tr><td>T</td><td>9</td></tr><tr><td>G</td><td>35.5</td></tr><tr><td>L</td><td>62</td></tr><tr><td>SPL</td><td>10</td></tr><tr><td>ID</td><td>12</td></tr><tr><td>D</td><td>54.5</td></tr><tr><td>FAM</td><td>100</td></tr><tr><td>CW/CCW</td><td>Horário</td></tr></table>	T	9	G	35.5	L	62	SPL	10	ID	12	D	54.5	FAM	100	CW/CCW	Horário	<div>0878</div> <div></div> <div>APLICAÇÃO Application / Aplicación Pg. 253</div>	<div>1.01.0878.0</div> <table><tr><td>T</td><td>11</td></tr><tr><td>G</td><td>29.5</td></tr><tr><td>L</td><td>52.5</td></tr><tr><td>SPL</td><td>10</td></tr><tr><td>ID</td><td>12</td></tr><tr><td>D</td><td>46.5</td></tr><tr><td>FAM</td><td>038</td></tr><tr><td>CW/CCW</td><td>Horário</td></tr></table>	T	11	G	29.5	L	52.5	SPL	10	ID	12	D	46.5	FAM	038	CW/CCW	Horário
T	8																																																																						
G	28.2																																																																						
L	59																																																																						
SPL	10																																																																						
ID	12																																																																						
D	46.5																																																																						
FAM	100																																																																						
CW/CCW	Horário																																																																						
T	8																																																																						
G	28.2																																																																						
L	64.5																																																																						
SPL	10																																																																						
ID	12																																																																						
D	46.5																																																																						
FAM	001																																																																						
CW/CCW	Horário																																																																						
T	9																																																																						
G	35.5																																																																						
L	62																																																																						
SPL	10																																																																						
ID	12																																																																						
D	54.5																																																																						
FAM	100																																																																						
CW/CCW	Horário																																																																						
T	11																																																																						
G	29.5																																																																						
L	52.5																																																																						
SPL	10																																																																						
ID	12																																																																						
D	46.5																																																																						
FAM	038																																																																						
CW/CCW	Horário																																																																						
<div>0890</div> <div></div> <div>APLICAÇÃO Application / Aplicación Pg. 253</div>	<div>1.01.0890.0</div> <table><tr><td>T</td><td>23</td></tr><tr><td>G</td><td>54.4</td></tr><tr><td>L</td><td>46.5</td></tr><tr><td>SPL</td><td>12</td></tr><tr><td>ID</td><td>12</td></tr><tr><td>D</td><td>45.3</td></tr><tr><td>FAM</td><td>115</td></tr><tr><td>CW/CCW</td><td>Horário</td></tr></table>	T	23	G	54.4	L	46.5	SPL	12	ID	12	D	45.3	FAM	115	CW/CCW	Horário	<div>0892</div> <div></div> <div>APLICAÇÃO Application / Aplicación Pg. 253</div>	<div>1.01.0892.0</div> <table><tr><td>T</td><td>9</td></tr><tr><td>G</td><td>25.9</td></tr><tr><td>L</td><td>78.5</td></tr><tr><td>SPL</td><td>-</td></tr><tr><td>CT</td><td>44</td></tr><tr><td>D</td><td>-</td></tr><tr><td>FAM</td><td>122</td></tr><tr><td>CW/CCW</td><td>Anti-horário</td></tr></table>	T	9	G	25.9	L	78.5	SPL	-	CT	44	D	-	FAM	122	CW/CCW	Anti-horário	<div>0895</div> <div></div> <div>APLICAÇÃO Application / Aplicación Pg. 254</div>	<div>1.01.0895.0</div> <table><tr><td>T</td><td>9</td></tr><tr><td>G</td><td>36</td></tr><tr><td>L</td><td>71</td></tr><tr><td>SPL</td><td>12</td></tr><tr><td>ID</td><td>13</td></tr><tr><td>D</td><td>60</td></tr><tr><td>FAM</td><td>029</td></tr><tr><td>CW/CCW</td><td>Horário</td></tr></table>	T	9	G	36	L	71	SPL	12	ID	13	D	60	FAM	029	CW/CCW	Horário	<div>0900</div> <div></div> <div>APLICAÇÃO Application / Aplicación Pg. 254</div>	<div>1.01.0900.0</div> <table><tr><td>T</td><td>10</td></tr><tr><td>G</td><td>27.94</td></tr><tr><td>L</td><td>79.5</td></tr><tr><td>SPL</td><td>10</td></tr><tr><td>ID</td><td>12</td></tr><tr><td>D</td><td>46.5</td></tr><tr><td>FAM</td><td>103</td></tr><tr><td>CW/CCW</td><td>Anti-horário</td></tr></table>	T	10	G	27.94	L	79.5	SPL	10	ID	12	D	46.5	FAM	103	CW/CCW	Anti-horário
T	23																																																																						
G	54.4																																																																						
L	46.5																																																																						
SPL	12																																																																						
ID	12																																																																						
D	45.3																																																																						
FAM	115																																																																						
CW/CCW	Horário																																																																						
T	9																																																																						
G	25.9																																																																						
L	78.5																																																																						
SPL	-																																																																						
CT	44																																																																						
D	-																																																																						
FAM	122																																																																						
CW/CCW	Anti-horário																																																																						
T	9																																																																						
G	36																																																																						
L	71																																																																						
SPL	12																																																																						
ID	13																																																																						
D	60																																																																						
FAM	029																																																																						
CW/CCW	Horário																																																																						
T	10																																																																						
G	27.94																																																																						
L	79.5																																																																						
SPL	10																																																																						
ID	12																																																																						
D	46.5																																																																						
FAM	103																																																																						
CW/CCW	Anti-horário																																																																						



T	G	L	SPL	ID	CT	D	FAM	CW/CCW
Nº de Dentes # Of Pinon Teeth # De Los Dientes Del Pinón	Ø Externo (mm) Pinon O.D. Piñon - Ø Externa	Comprimento Total (mm) Length Largo	Nº de Estrias # Of Splines # De Estriás	Ø da Bucha (mm) Pinon I.D. Pinón - Ø Interna	Nº Dentes Coroa # Barrel Gear Teeth # Dientes de la Corona	Ø da Capa (mm) Drive O.D. Ø Externa	Família Family Familia	Horário/Anti Horário Clockwise/Counter Clockwise Horario/Antihorario

<div><div>0901</div><div></div><div>APLICAÇÃO Application / Aplicación Pg. 254</div></div>	<div><div>1.01.0901.0</div><div><table><tr><td>T</td><td>11</td></tr><tr><td>G</td><td>40.5</td></tr><tr><td>L</td><td>77</td></tr><tr><td>SPL</td><td>12</td></tr><tr><td>ID</td><td>16</td></tr><tr><td>D</td><td>60</td></tr><tr><td>FAM</td><td>027</td></tr><tr><td>CW/CCW</td><td>Horário</td></tr></table></div></div>	T	11	G	40.5	L	77	SPL	12	ID	16	D	60	FAM	027	CW/CCW	Horário	<div><div>0905</div><div></div><div>APLICAÇÃO Application / Aplicación Pg. 254</div></div>	<div><div>1.01.0905.0</div><div><table><tr><td>T</td><td>10</td></tr><tr><td>G</td><td>27.94</td></tr><tr><td>L</td><td>77</td></tr><tr><td>SPL</td><td>12</td></tr><tr><td>ID</td><td>12</td></tr><tr><td>D</td><td>46.5</td></tr><tr><td>FAM</td><td>004</td></tr><tr><td>CW/CCW</td><td>Horário</td></tr></table></div></div>	T	10	G	27.94	L	77	SPL	12	ID	12	D	46.5	FAM	004	CW/CCW	Horário	<div><div>0908</div><div></div><div>APLICAÇÃO Application / Aplicación Pg. 254</div></div>	<div><div>1.01.0908.0</div><div><table><tr><td>T</td><td>8</td></tr><tr><td>G</td><td>28.2</td></tr><tr><td>L</td><td>48</td></tr><tr><td>SPL</td><td>9</td></tr><tr><td>ID</td><td>12.1</td></tr><tr><td>D</td><td>46.5</td></tr><tr><td>FAM</td><td>085</td></tr><tr><td>CW/CCW</td><td>Horário</td></tr></table></div></div>	T	8	G	28.2	L	48	SPL	9	ID	12.1	D	46.5	FAM	085	CW/CCW	Horário	<div><div>0915</div><div></div><div>APLICAÇÃO Application / Aplicación Pg. 254</div></div>	<div><div>1.01.0915.0</div><div><table><tr><td>T</td><td>9</td></tr><tr><td>G</td><td>25.8</td></tr><tr><td>L</td><td>55</td></tr><tr><td>SPL</td><td>9</td></tr><tr><td>ID</td><td>12.06</td></tr><tr><td>D</td><td>46.5</td></tr><tr><td>FAM</td><td>117</td></tr><tr><td>CW/CCW</td><td>Horário</td></tr></table></div></div>	T	9	G	25.8	L	55	SPL	9	ID	12.06	D	46.5	FAM	117	CW/CCW	Horário
T	11																																																																						
G	40.5																																																																						
L	77																																																																						
SPL	12																																																																						
ID	16																																																																						
D	60																																																																						
FAM	027																																																																						
CW/CCW	Horário																																																																						
T	10																																																																						
G	27.94																																																																						
L	77																																																																						
SPL	12																																																																						
ID	12																																																																						
D	46.5																																																																						
FAM	004																																																																						
CW/CCW	Horário																																																																						
T	8																																																																						
G	28.2																																																																						
L	48																																																																						
SPL	9																																																																						
ID	12.1																																																																						
D	46.5																																																																						
FAM	085																																																																						
CW/CCW	Horário																																																																						
T	9																																																																						
G	25.8																																																																						
L	55																																																																						
SPL	9																																																																						
ID	12.06																																																																						
D	46.5																																																																						
FAM	117																																																																						
CW/CCW	Horário																																																																						
<div><div>0916</div><div></div><div>APLICAÇÃO Application / Aplicación Pg. 255</div></div>	<div><div>1.01.0916.0</div><div><table><tr><td>T</td><td>9</td></tr><tr><td>G</td><td>36.5</td></tr><tr><td>L</td><td>61</td></tr><tr><td>SPL</td><td>10</td></tr><tr><td>ID</td><td>12</td></tr><tr><td>D</td><td>60</td></tr><tr><td>FAM</td><td>085</td></tr><tr><td>CW/CCW</td><td>Horário</td></tr></table></div></div>	T	9	G	36.5	L	61	SPL	10	ID	12	D	60	FAM	085	CW/CCW	Horário	<div><div>0917</div><div></div><div>APLICAÇÃO Application / Aplicación Pg. 255</div></div>	<div><div>1.01.0917.0</div><div><table><tr><td>T</td><td>9</td></tr><tr><td>G</td><td>29.64</td></tr><tr><td>L</td><td>48</td></tr><tr><td>SPL</td><td>9</td></tr><tr><td>ID</td><td>12.1</td></tr><tr><td>D</td><td>46.5</td></tr><tr><td>FAM</td><td>085</td></tr><tr><td>CW/CCW</td><td>Horário</td></tr></table></div></div>	T	9	G	29.64	L	48	SPL	9	ID	12.1	D	46.5	FAM	085	CW/CCW	Horário	<div><div>0918</div><div></div><div>APLICAÇÃO Application / Aplicación Pg. 255</div></div>	<div><div>1.01.0918.0</div><div><table><tr><td>T</td><td>8</td></tr><tr><td>G</td><td>27.6</td></tr><tr><td>L</td><td>48</td></tr><tr><td>SPL</td><td>9</td></tr><tr><td>ID</td><td>12.1</td></tr><tr><td>D</td><td>46.5</td></tr><tr><td>FAM</td><td>085</td></tr><tr><td>CW/CCW</td><td>Horário</td></tr></table></div></div>	T	8	G	27.6	L	48	SPL	9	ID	12.1	D	46.5	FAM	085	CW/CCW	Horário	<div><div>0919</div><div></div><div>APLICAÇÃO Application / Aplicación Pg. 255</div></div>	<div><div>1.01.0919.0</div><div><table><tr><td>T</td><td>9</td></tr><tr><td>G</td><td>25.8</td></tr><tr><td>L</td><td>58.5</td></tr><tr><td>SPL</td><td>10</td></tr><tr><td>ID</td><td>12</td></tr><tr><td>D</td><td>46.5</td></tr><tr><td>FAM</td><td>084</td></tr><tr><td>CW/CCW</td><td>Horário</td></tr></table></div></div>	T	9	G	25.8	L	58.5	SPL	10	ID	12	D	46.5	FAM	084	CW/CCW	Horário
T	9																																																																						
G	36.5																																																																						
L	61																																																																						
SPL	10																																																																						
ID	12																																																																						
D	60																																																																						
FAM	085																																																																						
CW/CCW	Horário																																																																						
T	9																																																																						
G	29.64																																																																						
L	48																																																																						
SPL	9																																																																						
ID	12.1																																																																						
D	46.5																																																																						
FAM	085																																																																						
CW/CCW	Horário																																																																						
T	8																																																																						
G	27.6																																																																						
L	48																																																																						
SPL	9																																																																						
ID	12.1																																																																						
D	46.5																																																																						
FAM	085																																																																						
CW/CCW	Horário																																																																						
T	9																																																																						
G	25.8																																																																						
L	58.5																																																																						
SPL	10																																																																						
ID	12																																																																						
D	46.5																																																																						
FAM	084																																																																						
CW/CCW	Horário																																																																						
<div><div>0921</div><div></div><div>APLICAÇÃO Application / Aplicación Pg. 255</div></div>	<div><div>1.01.0921.0</div><div><table><tr><td>T</td><td>11</td></tr><tr><td>G</td><td>40</td></tr><tr><td>L</td><td>102</td></tr><tr><td>SPL</td><td>-</td></tr><tr><td>CT</td><td>40</td></tr><tr><td>D</td><td>-</td></tr><tr><td>FAM</td><td>124</td></tr><tr><td>CW/CCW</td><td>Horário</td></tr></table></div></div>	T	11	G	40	L	102	SPL	-	CT	40	D	-	FAM	124	CW/CCW	Horário	<div><div>0925</div><div></div><div>APLICAÇÃO Application / Aplicación Pg. 255</div></div>	<div><div>1.01.0925.0</div><div><table><tr><td>T</td><td>9</td></tr><tr><td>G</td><td>25.8</td></tr><tr><td>L</td><td>49.5</td></tr><tr><td>SPL</td><td>10</td></tr><tr><td>ID</td><td>12</td></tr><tr><td>D</td><td>46.5</td></tr><tr><td>FAM</td><td>094</td></tr><tr><td>CW/CCW</td><td>Horário</td></tr></table></div></div>	T	9	G	25.8	L	49.5	SPL	10	ID	12	D	46.5	FAM	094	CW/CCW	Horário	<div><div>0926</div><div></div><div>APLICAÇÃO Application / Aplicación Pg. 256</div></div>	<div><div>1.01.0926.0</div><div><table><tr><td>T</td><td>9</td></tr><tr><td>G</td><td>25.8</td></tr><tr><td>L</td><td>56.5</td></tr><tr><td>SPL</td><td>12</td></tr><tr><td>ID</td><td>12</td></tr><tr><td>D</td><td>46.5</td></tr><tr><td>FAM</td><td>131</td></tr><tr><td>CW/CCW</td><td>Horário</td></tr></table></div></div>	T	9	G	25.8	L	56.5	SPL	12	ID	12	D	46.5	FAM	131	CW/CCW	Horário	<div><div>0932</div><div></div><div>APLICAÇÃO Application / Aplicación Pg. 256</div></div>	<div><div>1.01.0932.0</div><div><table><tr><td>T</td><td>9</td></tr><tr><td>G</td><td>25.8</td></tr><tr><td>L</td><td>80.5</td></tr><tr><td>SPL</td><td>16</td></tr><tr><td>ID</td><td>11</td></tr><tr><td>D</td><td>54.5</td></tr><tr><td>FAM</td><td>079</td></tr><tr><td>CW/CCW</td><td>Anti-horário</td></tr></table></div></div>	T	9	G	25.8	L	80.5	SPL	16	ID	11	D	54.5	FAM	079	CW/CCW	Anti-horário
T	11																																																																						
G	40																																																																						
L	102																																																																						
SPL	-																																																																						
CT	40																																																																						
D	-																																																																						
FAM	124																																																																						
CW/CCW	Horário																																																																						
T	9																																																																						
G	25.8																																																																						
L	49.5																																																																						
SPL	10																																																																						
ID	12																																																																						
D	46.5																																																																						
FAM	094																																																																						
CW/CCW	Horário																																																																						
T	9																																																																						
G	25.8																																																																						
L	56.5																																																																						
SPL	12																																																																						
ID	12																																																																						
D	46.5																																																																						
FAM	131																																																																						
CW/CCW	Horário																																																																						
T	9																																																																						
G	25.8																																																																						
L	80.5																																																																						
SPL	16																																																																						
ID	11																																																																						
D	54.5																																																																						
FAM	079																																																																						
CW/CCW	Anti-horário																																																																						
<div><div>0933</div><div></div><div>APLICAÇÃO Application / Aplicación Pg. 256</div></div>	<div><div>1.01.0933.0</div><div><table><tr><td>T</td><td>10</td></tr><tr><td>G</td><td>27.94</td></tr><tr><td>L</td><td>90</td></tr><tr><td>SPL</td><td>16</td></tr><tr><td>ID</td><td>9</td></tr><tr><td>D</td><td>46.5</td></tr><tr><td>FAM</td><td>101</td></tr><tr><td>CW/CCW</td><td>Anti-horário</td></tr></table></div></div>	T	10	G	27.94	L	90	SPL	16	ID	9	D	46.5	FAM	101	CW/CCW	Anti-horário	<div><div>0935</div><div></div><div>APLICAÇÃO Application / Aplicación Pg. 256</div></div>	<div><div>1.01.0935.0</div><div><table><tr><td>T</td><td>11</td></tr><tr><td>G</td><td>29.5</td></tr><tr><td>L</td><td>55</td></tr><tr><td>SPL</td><td>9</td></tr><tr><td>ID</td><td>12</td></tr><tr><td>D</td><td>46.5</td></tr><tr><td>FAM</td><td>087</td></tr><tr><td>CW/CCW</td><td>Horário</td></tr></table></div></div>	T	11	G	29.5	L	55	SPL	9	ID	12	D	46.5	FAM	087	CW/CCW	Horário	<div><div>0936</div><div></div><div>APLICAÇÃO Application / Aplicación Pg. 256</div></div>	<div><div>1.01.0936.0</div><div><table><tr><td>T</td><td>11</td></tr><tr><td>G</td><td>29.5</td></tr><tr><td>L</td><td>61.5</td></tr><tr><td>SPL</td><td>9</td></tr><tr><td>ID</td><td>12</td></tr><tr><td>D</td><td>46.5</td></tr><tr><td>FAM</td><td>085</td></tr><tr><td>CW/CCW</td><td>Horário</td></tr></table></div></div>	T	11	G	29.5	L	61.5	SPL	9	ID	12	D	46.5	FAM	085	CW/CCW	Horário	<div><div>0937</div><div></div><div>APLICAÇÃO Application / Aplicación Pg. 256</div></div>	<div><div>1.01.0937.0</div><div><table><tr><td>T</td><td>10</td></tr><tr><td>G</td><td>27.94</td></tr><tr><td>L</td><td>80.5</td></tr><tr><td>SPL</td><td>16</td></tr><tr><td>ID</td><td>11</td></tr><tr><td>D</td><td>54.5</td></tr><tr><td>FAM</td><td>079</td></tr><tr><td>CW/CCW</td><td>Anti-horário</td></tr></table></div></div>	T	10	G	27.94	L	80.5	SPL	16	ID	11	D	54.5	FAM	079	CW/CCW	Anti-horário
T	10																																																																						
G	27.94																																																																						
L	90																																																																						
SPL	16																																																																						
ID	9																																																																						
D	46.5																																																																						
FAM	101																																																																						
CW/CCW	Anti-horário																																																																						
T	11																																																																						
G	29.5																																																																						
L	55																																																																						
SPL	9																																																																						
ID	12																																																																						
D	46.5																																																																						
FAM	087																																																																						
CW/CCW	Horário																																																																						
T	11																																																																						
G	29.5																																																																						
L	61.5																																																																						
SPL	9																																																																						
ID	12																																																																						
D	46.5																																																																						
FAM	085																																																																						
CW/CCW	Horário																																																																						
T	10																																																																						
G	27.94																																																																						
L	80.5																																																																						
SPL	16																																																																						
ID	11																																																																						
D	54.5																																																																						
FAM	079																																																																						
CW/CCW	Anti-horário																																																																						

T	G	L	SPL	ID	CT	D	FAM	CW/CCW
Nº de Dentes # Of Pinon Teeth # De Los Dientes Del Pinón	Ø Externo (mm) Pinon O.D. Piñon - Ø Externa	Comprimento Total (mm) Length Largo	Nº de Estrias # Of Splines # De Estriás	Ø da Bucha (mm) Pinon I.D. Pinón - Ø Interna	Nº Dentes Coroa # Barrel Gear Teeth # Dientes de la Corona	Ø da Capa (mm) Drive O.D. Ø Externa	Familia Family Familia	Horário/Anti Horário Clockwise/Counter Clockwise Horario/Antihorario

<div>0938</div> <div></div> <div>APLICAÇÃO Application / Aplicación Pg. 257</div>	<div>1.01.0938.0</div> <table><tr><td>T</td><td>10</td></tr><tr><td>G</td><td>26.82</td></tr><tr><td>L</td><td>48.5</td></tr><tr><td>SPL</td><td>10</td></tr><tr><td>ID</td><td>12</td></tr><tr><td>D</td><td>46.5</td></tr><tr><td>FAM</td><td>094</td></tr><tr><td>CW/CCW</td><td>Horário</td></tr></table>	T	10	G	26.82	L	48.5	SPL	10	ID	12	D	46.5	FAM	094	CW/CCW	Horário	<div>0942</div> <div></div> <div>APLICAÇÃO Application / Aplicación Pg. 257</div>	<div>1.01.0942.0</div> <table><tr><td>T</td><td>9</td></tr><tr><td>G</td><td>25.8</td></tr><tr><td>L</td><td>62</td></tr><tr><td>SPL</td><td>10</td></tr><tr><td>ID</td><td>12</td></tr><tr><td>D</td><td>46.5</td></tr><tr><td>FAM</td><td>084</td></tr><tr><td>CW/CCW</td><td>Horário</td></tr></table>	T	9	G	25.8	L	62	SPL	10	ID	12	D	46.5	FAM	084	CW/CCW	Horário	<div>0945</div> <div></div> <div>APLICAÇÃO Application / Aplicación Pg. 257</div>	<div>1.01.0945.0</div> <table><tr><td>T</td><td>9</td></tr><tr><td>G</td><td>25.8</td></tr><tr><td>L</td><td>48</td></tr><tr><td>SPL</td><td>9</td></tr><tr><td>ID</td><td>12.1</td></tr><tr><td>D</td><td>46.5</td></tr><tr><td>FAM</td><td>085</td></tr><tr><td>CW/CCW</td><td>Horário</td></tr></table>	T	9	G	25.8	L	48	SPL	9	ID	12.1	D	46.5	FAM	085	CW/CCW	Horário	<div>0946</div> <div></div> <div>APLICAÇÃO Application / Aplicación Pg. 257</div>	<div>1.01.0946.0</div> <table><tr><td>T</td><td>9</td></tr><tr><td>G</td><td>33</td></tr><tr><td>L</td><td>102</td></tr><tr><td>SPL</td><td>-</td></tr><tr><td>CT</td><td>40</td></tr><tr><td>D</td><td>-</td></tr><tr><td>FAM</td><td>124</td></tr><tr><td>CW/CCW</td><td>Horário</td></tr></table>	T	9	G	33	L	102	SPL	-	CT	40	D	-	FAM	124	CW/CCW	Horário
T	10																																																																						
G	26.82																																																																						
L	48.5																																																																						
SPL	10																																																																						
ID	12																																																																						
D	46.5																																																																						
FAM	094																																																																						
CW/CCW	Horário																																																																						
T	9																																																																						
G	25.8																																																																						
L	62																																																																						
SPL	10																																																																						
ID	12																																																																						
D	46.5																																																																						
FAM	084																																																																						
CW/CCW	Horário																																																																						
T	9																																																																						
G	25.8																																																																						
L	48																																																																						
SPL	9																																																																						
ID	12.1																																																																						
D	46.5																																																																						
FAM	085																																																																						
CW/CCW	Horário																																																																						
T	9																																																																						
G	33																																																																						
L	102																																																																						
SPL	-																																																																						
CT	40																																																																						
D	-																																																																						
FAM	124																																																																						
CW/CCW	Horário																																																																						
<div>0947</div> <div></div> <div>APLICAÇÃO Application / Aplicación Pg. 257</div>	<div>1.01.0947.0</div> <table><tr><td>T</td><td>9</td></tr><tr><td>G</td><td>29.64</td></tr><tr><td>L</td><td>102</td></tr><tr><td>SPL</td><td>-</td></tr><tr><td>CT</td><td>40</td></tr><tr><td>D</td><td>-</td></tr><tr><td>FAM</td><td>124</td></tr><tr><td>CW/CCW</td><td>Horário</td></tr></table>	T	9	G	29.64	L	102	SPL	-	CT	40	D	-	FAM	124	CW/CCW	Horário	<div>0951</div> <div></div> <div>APLICAÇÃO Application / Aplicación Pg. 258</div>	<div>1.01.0951.0</div> <table><tr><td>T</td><td>8</td></tr><tr><td>G</td><td>28.2</td></tr><tr><td>L</td><td>75</td></tr><tr><td>SPL</td><td>5</td></tr><tr><td>ID</td><td>11</td></tr><tr><td>D</td><td>41.5</td></tr><tr><td>FAM</td><td>050</td></tr><tr><td>CW/CCW</td><td>Anti-horário</td></tr></table>	T	8	G	28.2	L	75	SPL	5	ID	11	D	41.5	FAM	050	CW/CCW	Anti-horário	<div>0953</div> <div></div> <div>APLICAÇÃO Application / Aplicación Pg. 258</div>	<div>1.01.0953.0</div> <table><tr><td>T</td><td>9</td></tr><tr><td>G</td><td>35.5</td></tr><tr><td>L</td><td>88</td></tr><tr><td>SPL</td><td>3</td></tr><tr><td>ID</td><td>16.1</td></tr><tr><td>D</td><td>60</td></tr><tr><td>FAM</td><td>028</td></tr><tr><td>CW/CCW</td><td>Horário</td></tr></table>	T	9	G	35.5	L	88	SPL	3	ID	16.1	D	60	FAM	028	CW/CCW	Horário	<div>0954</div> <div></div> <div>APLICAÇÃO Application / Aplicación Pg. 258</div>	<div>1.01.0954.0</div> <table><tr><td>T</td><td>10</td></tr><tr><td>G</td><td>37.8</td></tr><tr><td>L</td><td>83</td></tr><tr><td>SPL</td><td>-</td></tr><tr><td>CT</td><td>40</td></tr><tr><td>D</td><td>-</td></tr><tr><td>FAM</td><td>124</td></tr><tr><td>CW/CCW</td><td>Horário</td></tr></table>	T	10	G	37.8	L	83	SPL	-	CT	40	D	-	FAM	124	CW/CCW	Horário
T	9																																																																						
G	29.64																																																																						
L	102																																																																						
SPL	-																																																																						
CT	40																																																																						
D	-																																																																						
FAM	124																																																																						
CW/CCW	Horário																																																																						
T	8																																																																						
G	28.2																																																																						
L	75																																																																						
SPL	5																																																																						
ID	11																																																																						
D	41.5																																																																						
FAM	050																																																																						
CW/CCW	Anti-horário																																																																						
T	9																																																																						
G	35.5																																																																						
L	88																																																																						
SPL	3																																																																						
ID	16.1																																																																						
D	60																																																																						
FAM	028																																																																						
CW/CCW	Horário																																																																						
T	10																																																																						
G	37.8																																																																						
L	83																																																																						
SPL	-																																																																						
CT	40																																																																						
D	-																																																																						
FAM	124																																																																						
CW/CCW	Horário																																																																						
<div>0957</div> <div></div> <div>APLICAÇÃO Application / Aplicación Pg. 258</div>	<div>1.01.0957.0</div> <table><tr><td>T</td><td>20</td></tr><tr><td>G</td><td>14.7</td></tr><tr><td>L</td><td>116.8</td></tr><tr><td>SPL</td><td>10</td></tr><tr><td>ID</td><td>-</td></tr><tr><td>D</td><td>64.8</td></tr><tr><td>FAM</td><td>134</td></tr><tr><td>CW/CCW</td><td>Horário</td></tr></table>	T	20	G	14.7	L	116.8	SPL	10	ID	-	D	64.8	FAM	134	CW/CCW	Horário	<div>0958</div> <div></div> <div>APLICAÇÃO Application / Aplicación Pg. 258</div>	<div>1.01.0958.0</div> <table><tr><td>T</td><td>11</td></tr><tr><td>G</td><td>30</td></tr><tr><td>L</td><td>47</td></tr><tr><td>SPL</td><td>6</td></tr><tr><td>ID</td><td>12</td></tr><tr><td>D</td><td>46.5</td></tr><tr><td>FAM</td><td>034</td></tr><tr><td>CW/CCW</td><td>Horário</td></tr></table>	T	11	G	30	L	47	SPL	6	ID	12	D	46.5	FAM	034	CW/CCW	Horário	<div>0959</div> <div></div> <div>APLICAÇÃO Application / Aplicación Pg. 258</div>	<div>1.01.0959.0</div> <table><tr><td>T</td><td>18</td></tr><tr><td>G</td><td>13.2</td></tr><tr><td>L</td><td>82</td></tr><tr><td>SPL</td><td>6</td></tr><tr><td>ID</td><td>-</td></tr><tr><td>D</td><td>45.3</td></tr><tr><td>FAM</td><td>116</td></tr><tr><td>CW/CCW</td><td>Horário</td></tr></table>	T	18	G	13.2	L	82	SPL	6	ID	-	D	45.3	FAM	116	CW/CCW	Horário	<div>0960</div> <div></div> <div>APLICAÇÃO Application / Aplicación Pg. 259</div>	<div>1.01.0960.0</div> <table><tr><td>T</td><td>10</td></tr><tr><td>G</td><td>26.82</td></tr><tr><td>L</td><td>60.5</td></tr><tr><td>SPL</td><td>9</td></tr><tr><td>ID</td><td>12.1</td></tr><tr><td>D</td><td>46.5</td></tr><tr><td>FAM</td><td>099</td></tr><tr><td>CW/CCW</td><td>Anti-horário</td></tr></table>	T	10	G	26.82	L	60.5	SPL	9	ID	12.1	D	46.5	FAM	099	CW/CCW	Anti-horário
T	20																																																																						
G	14.7																																																																						
L	116.8																																																																						
SPL	10																																																																						
ID	-																																																																						
D	64.8																																																																						
FAM	134																																																																						
CW/CCW	Horário																																																																						
T	11																																																																						
G	30																																																																						
L	47																																																																						
SPL	6																																																																						
ID	12																																																																						
D	46.5																																																																						
FAM	034																																																																						
CW/CCW	Horário																																																																						
T	18																																																																						
G	13.2																																																																						
L	82																																																																						
SPL	6																																																																						
ID	-																																																																						
D	45.3																																																																						
FAM	116																																																																						
CW/CCW	Horário																																																																						
T	10																																																																						
G	26.82																																																																						
L	60.5																																																																						
SPL	9																																																																						
ID	12.1																																																																						
D	46.5																																																																						
FAM	099																																																																						
CW/CCW	Anti-horário																																																																						
<div>0961</div> <div></div> <div>APLICAÇÃO Application / Aplicación Pg. 259</div>	<div>1.01.0961.0</div> <table><tr><td>T</td><td>11</td></tr><tr><td>G</td><td>29.5</td></tr><tr><td>L</td><td>61.5</td></tr><tr><td>SPL</td><td>9</td></tr><tr><td>ID</td><td>12</td></tr><tr><td>D</td><td>54.5</td></tr><tr><td>FAM</td><td>085</td></tr><tr><td>CW/CCW</td><td>Horário</td></tr></table>	T	11	G	29.5	L	61.5	SPL	9	ID	12	D	54.5	FAM	085	CW/CCW	Horário	<div>0962</div> <div></div> <div>APLICAÇÃO Application / Aplicación Pg. 259</div>	<div>1.01.0962.0</div> <table><tr><td>T</td><td>10</td></tr><tr><td>G</td><td>26.82</td></tr><tr><td>L</td><td>59</td></tr><tr><td>SPL</td><td>10</td></tr><tr><td>ID</td><td>12</td></tr><tr><td>D</td><td>54.5</td></tr><tr><td>FAM</td><td>100</td></tr><tr><td>CW/CCW</td><td>Horário</td></tr></table>	T	10	G	26.82	L	59	SPL	10	ID	12	D	54.5	FAM	100	CW/CCW	Horário	<div>0965</div> <div></div> <div>APLICAÇÃO Application / Aplicación Pg. 259</div>	<div>1.01.0965.0</div> <table><tr><td>T</td><td>9</td></tr><tr><td>G</td><td>25.82</td></tr><tr><td>L</td><td>41</td></tr><tr><td>SPL</td><td>5</td></tr><tr><td>ID</td><td>11</td></tr><tr><td>D</td><td>46</td></tr><tr><td>FAM</td><td>034</td></tr><tr><td>CW/CCW</td><td>Horário</td></tr></table>	T	9	G	25.82	L	41	SPL	5	ID	11	D	46	FAM	034	CW/CCW	Horário	<div>0969</div> <div></div> <div>APLICAÇÃO Application / Aplicación Pg. 259</div>	<div>1.01.0969.0</div> <table><tr><td>T</td><td>9</td></tr><tr><td>G</td><td>29</td></tr><tr><td>L</td><td>52.5</td></tr><tr><td>SPL</td><td>10</td></tr><tr><td>ID</td><td>12</td></tr><tr><td>D</td><td>46.5</td></tr><tr><td>FAM</td><td>038</td></tr><tr><td>CW/CCW</td><td>Horário</td></tr></table>	T	9	G	29	L	52.5	SPL	10	ID	12	D	46.5	FAM	038	CW/CCW	Horário
T	11																																																																						
G	29.5																																																																						
L	61.5																																																																						
SPL	9																																																																						
ID	12																																																																						
D	54.5																																																																						
FAM	085																																																																						
CW/CCW	Horário																																																																						
T	10																																																																						
G	26.82																																																																						
L	59																																																																						
SPL	10																																																																						
ID	12																																																																						
D	54.5																																																																						
FAM	100																																																																						
CW/CCW	Horário																																																																						
T	9																																																																						
G	25.82																																																																						
L	41																																																																						
SPL	5																																																																						
ID	11																																																																						
D	46																																																																						
FAM	034																																																																						
CW/CCW	Horário																																																																						
T	9																																																																						
G	29																																																																						
L	52.5																																																																						
SPL	10																																																																						
ID	12																																																																						
D	46.5																																																																						
FAM	038																																																																						
CW/CCW	Horário																																																																						

T	G	L	SPL	ID	CT	D	FAM	CW/CCW
Nº de Dentes # Of Pinon Teeth # De Los Dientes Del Pinón	Ø Externo (mm) Pinon O.D. Piñon - Ø Externa	Comprimento Total (mm) Length Largo	Nº de Estrias # Of Splines # De Estriás	Ø da Bucha (mm) Pinon I.D. Pinón - Ø Interna	Nº Dentes Coroa # Barrel Gear Teeth # Dientes de la Corona	Ø da Capa (mm) Drive O.D. Ø Externa	Família Family Familia	Horário/Anti Horário Clockwise/Counter Clockwise Horario/Antihorario

<div>0972</div> <div></div> <div>APLICAÇÃO Application / Aplicación Pg. 260</div>	<div>1.01.0972.0</div> <table><tr><td>T</td><td>9</td></tr><tr><td>G</td><td>25.7</td></tr><tr><td>L</td><td>90</td></tr><tr><td>SPL</td><td>16</td></tr><tr><td>ID</td><td>11</td></tr><tr><td>D</td><td>54.5</td></tr><tr><td>FAM</td><td>079</td></tr><tr><td>CW/CCW</td><td>Anti-horário</td></tr></table>	T	9	G	25.7	L	90	SPL	16	ID	11	D	54.5	FAM	079	CW/CCW	Anti-horário	<div>0975</div> <div></div> <div>APLICAÇÃO Application / Aplicación Pg. 260</div>	<div>1.01.0975.0</div> <table><tr><td>T</td><td>23</td></tr><tr><td>G</td><td>54.4</td></tr><tr><td>L</td><td>51</td></tr><tr><td>SPL</td><td>10</td></tr><tr><td>ID</td><td>12</td></tr><tr><td>D</td><td>48.7</td></tr><tr><td>FAM</td><td>047</td></tr><tr><td>CW/CCW</td><td>Horário</td></tr></table>	T	23	G	54.4	L	51	SPL	10	ID	12	D	48.7	FAM	047	CW/CCW	Horário	<div>0976</div> <div></div> <div>APLICAÇÃO Application / Aplicación Pg. 260</div>	<div>1.01.0976.0</div> <table><tr><td>T</td><td>9</td></tr><tr><td>G</td><td>25.8</td></tr><tr><td>L</td><td>47</td></tr><tr><td>SPL</td><td>10</td></tr><tr><td>ID</td><td>12</td></tr><tr><td>D</td><td>46.5</td></tr><tr><td>FAM</td><td>094</td></tr><tr><td>CW/CCW</td><td>Horário</td></tr></table>	T	9	G	25.8	L	47	SPL	10	ID	12	D	46.5	FAM	094	CW/CCW	Horário	<div>0978</div> <div></div> <div>APLICAÇÃO Application / Aplicación Pg. 260</div>	<div>1.01.0978.0</div> <table><tr><td>T</td><td>10</td></tr><tr><td>G</td><td>40</td></tr><tr><td>L</td><td>61</td></tr><tr><td>SPL</td><td>10</td></tr><tr><td>ID</td><td>12</td></tr><tr><td>D</td><td>60</td></tr><tr><td>FAM</td><td>117</td></tr><tr><td>CW/CCW</td><td>Horário</td></tr></table>	T	10	G	40	L	61	SPL	10	ID	12	D	60	FAM	117	CW/CCW	Horário
T	9																																																																						
G	25.7																																																																						
L	90																																																																						
SPL	16																																																																						
ID	11																																																																						
D	54.5																																																																						
FAM	079																																																																						
CW/CCW	Anti-horário																																																																						
T	23																																																																						
G	54.4																																																																						
L	51																																																																						
SPL	10																																																																						
ID	12																																																																						
D	48.7																																																																						
FAM	047																																																																						
CW/CCW	Horário																																																																						
T	9																																																																						
G	25.8																																																																						
L	47																																																																						
SPL	10																																																																						
ID	12																																																																						
D	46.5																																																																						
FAM	094																																																																						
CW/CCW	Horário																																																																						
T	10																																																																						
G	40																																																																						
L	61																																																																						
SPL	10																																																																						
ID	12																																																																						
D	60																																																																						
FAM	117																																																																						
CW/CCW	Horário																																																																						
<div>0983</div> <div></div> <div>APLICAÇÃO Application / Aplicación Pg. 260</div>	<div>1.01.0983.0</div> <table><tr><td>T</td><td>10</td></tr><tr><td>G</td><td>27.5</td></tr><tr><td>L</td><td>61</td></tr><tr><td>SPL</td><td>10</td></tr><tr><td>ID</td><td>12</td></tr><tr><td>D</td><td>60</td></tr><tr><td>FAM</td><td>085</td></tr><tr><td>CW/CCW</td><td>Horário</td></tr></table>	T	10	G	27.5	L	61	SPL	10	ID	12	D	60	FAM	085	CW/CCW	Horário	<div>0989</div> <div></div> <div>APLICAÇÃO Application / Aplicación Pg. 260</div>	<div>1.01.0989.0</div> <table><tr><td>T</td><td>9</td></tr><tr><td>G</td><td>25.8</td></tr><tr><td>L</td><td>59.5</td></tr><tr><td>SPL</td><td>10</td></tr><tr><td>ID</td><td>12</td></tr><tr><td>D</td><td>46.5</td></tr><tr><td>FAM</td><td>084</td></tr><tr><td>CW/CCW</td><td>Anti-horário</td></tr></table>	T	9	G	25.8	L	59.5	SPL	10	ID	12	D	46.5	FAM	084	CW/CCW	Anti-horário	<div>0990</div> <div></div> <div>APLICAÇÃO Application / Aplicación Pg. 261</div>	<div>1.01.0990.0</div> <table><tr><td>T</td><td>10</td></tr><tr><td>G</td><td>26.82</td></tr><tr><td>L</td><td>55</td></tr><tr><td>SPL</td><td>9</td></tr><tr><td>ID</td><td>12.1</td></tr><tr><td>D</td><td>46.5</td></tr><tr><td>FAM</td><td>117</td></tr><tr><td>CW/CCW</td><td>Horário</td></tr></table>	T	10	G	26.82	L	55	SPL	9	ID	12.1	D	46.5	FAM	117	CW/CCW	Horário	<div>0997</div> <div></div> <div>APLICAÇÃO Application / Aplicación Pg. 261</div>	<div>1.01.0997.0</div> <table><tr><td>T</td><td>9</td></tr><tr><td>G</td><td>29.64</td></tr><tr><td>L</td><td>49</td></tr><tr><td>SPL</td><td>10</td></tr><tr><td>ID</td><td>12</td></tr><tr><td>D</td><td>46.5</td></tr><tr><td>FAM</td><td>094</td></tr><tr><td>CW/CCW</td><td>Horário</td></tr></table>	T	9	G	29.64	L	49	SPL	10	ID	12	D	46.5	FAM	094	CW/CCW	Horário
T	10																																																																						
G	27.5																																																																						
L	61																																																																						
SPL	10																																																																						
ID	12																																																																						
D	60																																																																						
FAM	085																																																																						
CW/CCW	Horário																																																																						
T	9																																																																						
G	25.8																																																																						
L	59.5																																																																						
SPL	10																																																																						
ID	12																																																																						
D	46.5																																																																						
FAM	084																																																																						
CW/CCW	Anti-horário																																																																						
T	10																																																																						
G	26.82																																																																						
L	55																																																																						
SPL	9																																																																						
ID	12.1																																																																						
D	46.5																																																																						
FAM	117																																																																						
CW/CCW	Horário																																																																						
T	9																																																																						
G	29.64																																																																						
L	49																																																																						
SPL	10																																																																						
ID	12																																																																						
D	46.5																																																																						
FAM	094																																																																						
CW/CCW	Horário																																																																						
<div>0998</div> <div></div> <div>APLICAÇÃO Application / Aplicación Pg. 261</div>	<div>1.01.0998.0</div> <table><tr><td>T</td><td>9</td></tr><tr><td>G</td><td>29.64</td></tr><tr><td>L</td><td>47</td></tr><tr><td>SPL</td><td>10</td></tr><tr><td>ID</td><td>12</td></tr><tr><td>D</td><td>46.5</td></tr><tr><td>FAM</td><td>094</td></tr><tr><td>CW/CCW</td><td>Horário</td></tr></table>	T	9	G	29.64	L	47	SPL	10	ID	12	D	46.5	FAM	094	CW/CCW	Horário	<div>0999</div> <div></div> <div>APLICAÇÃO Application / Aplicación Pg. 261</div>	<div>1.01.0999.0</div> <table><tr><td>T</td><td>8</td></tr><tr><td>G</td><td>23.6</td></tr><tr><td>L</td><td>64</td></tr><tr><td>SPL</td><td>6</td></tr><tr><td>ID</td><td>11.5</td></tr><tr><td>D</td><td>46.5</td></tr><tr><td>FAM</td><td>047</td></tr><tr><td>CW/CCW</td><td>Horário</td></tr></table>	T	8	G	23.6	L	64	SPL	6	ID	11.5	D	46.5	FAM	047	CW/CCW	Horário	<div>1004</div> <div></div> <div>APLICAÇÃO Application / Aplicación Pg. 261</div>	<div>1.01.1004.0</div> <table><tr><td>T</td><td>9</td></tr><tr><td>G</td><td>34.8</td></tr><tr><td>L</td><td>91</td></tr><tr><td>SPL</td><td>10</td></tr><tr><td>ID</td><td>14.26</td></tr><tr><td>D</td><td>60</td></tr><tr><td>FAM</td><td>015</td></tr><tr><td>CW/CCW</td><td>Anti-horário</td></tr></table>	T	9	G	34.8	L	91	SPL	10	ID	14.26	D	60	FAM	015	CW/CCW	Anti-horário	<div>1005</div> <div></div> <div>APLICAÇÃO Application / Aplicación Pg. 261</div>	<div>1.01.1005.0</div> <table><tr><td>T</td><td>9</td></tr><tr><td>G</td><td>34.8</td></tr><tr><td>L</td><td>74</td></tr><tr><td>SPL</td><td>10</td></tr><tr><td>ID</td><td>14.26</td></tr><tr><td>D</td><td>60</td></tr><tr><td>FAM</td><td>015</td></tr><tr><td>CW/CCW</td><td>Anti-horário</td></tr></table>	T	9	G	34.8	L	74	SPL	10	ID	14.26	D	60	FAM	015	CW/CCW	Anti-horário
T	9																																																																						
G	29.64																																																																						
L	47																																																																						
SPL	10																																																																						
ID	12																																																																						
D	46.5																																																																						
FAM	094																																																																						
CW/CCW	Horário																																																																						
T	8																																																																						
G	23.6																																																																						
L	64																																																																						
SPL	6																																																																						
ID	11.5																																																																						
D	46.5																																																																						
FAM	047																																																																						
CW/CCW	Horário																																																																						
T	9																																																																						
G	34.8																																																																						
L	91																																																																						
SPL	10																																																																						
ID	14.26																																																																						
D	60																																																																						
FAM	015																																																																						
CW/CCW	Anti-horário																																																																						
T	9																																																																						
G	34.8																																																																						
L	74																																																																						
SPL	10																																																																						
ID	14.26																																																																						
D	60																																																																						
FAM	015																																																																						
CW/CCW	Anti-horário																																																																						
<div>1011</div> <div></div> <div>APLICAÇÃO Application / Aplicación Pg. 262</div>	<div>1.01.1011.0</div> <table><tr><td>T</td><td>8</td></tr><tr><td>G</td><td>27.2</td></tr><tr><td>L</td><td>69.5</td></tr><tr><td>SPL</td><td>10</td></tr><tr><td>ID</td><td>12</td></tr><tr><td>D</td><td>46.5</td></tr><tr><td>FAM</td><td>101</td></tr><tr><td>CW/CCW</td><td>Anti-horário</td></tr></table>	T	8	G	27.2	L	69.5	SPL	10	ID	12	D	46.5	FAM	101	CW/CCW	Anti-horário	<div>1016</div> <div></div> <div>APLICAÇÃO Application / Aplicación Pg. 262</div>	<div>1.01.1016.0</div> <table><tr><td>T</td><td>8</td></tr><tr><td>G</td><td>28</td></tr><tr><td>L</td><td>75</td></tr><tr><td>SPL</td><td>10</td></tr><tr><td>ID</td><td>12.5</td></tr><tr><td>D</td><td>46.5</td></tr><tr><td>FAM</td><td>118</td></tr><tr><td>CW/CCW</td><td>Anti-horário</td></tr></table>	T	8	G	28	L	75	SPL	10	ID	12.5	D	46.5	FAM	118	CW/CCW	Anti-horário	<div>1017</div> <div></div> <div>APLICAÇÃO Application / Aplicación Pg. 262</div>	<div>1.01.1017.0</div> <table><tr><td>T</td><td>10</td></tr><tr><td>G</td><td>32.18</td></tr><tr><td>L</td><td>75</td></tr><tr><td>SPL</td><td>10</td></tr><tr><td>ID</td><td>12.5</td></tr><tr><td>D</td><td>46.5</td></tr><tr><td>FAM</td><td>118</td></tr><tr><td>CW/CCW</td><td>Anti-horário</td></tr></table>	T	10	G	32.18	L	75	SPL	10	ID	12.5	D	46.5	FAM	118	CW/CCW	Anti-horário	<div>1018</div> <div></div> <div>APLICAÇÃO Application / Aplicación Pg. 262</div>	<div>1.01.1018.0</div> <table><tr><td>T</td><td>8</td></tr><tr><td>G</td><td>28.2</td></tr><tr><td>L</td><td>75.5</td></tr><tr><td>SPL</td><td>8</td></tr><tr><td>ID</td><td>12</td></tr><tr><td>D</td><td>46.6</td></tr><tr><td>FAM</td><td>114</td></tr><tr><td>CW/CCW</td><td>Anti-horário</td></tr></table>	T	8	G	28.2	L	75.5	SPL	8	ID	12	D	46.6	FAM	114	CW/CCW	Anti-horário
T	8																																																																						
G	27.2																																																																						
L	69.5																																																																						
SPL	10																																																																						
ID	12																																																																						
D	46.5																																																																						
FAM	101																																																																						
CW/CCW	Anti-horário																																																																						
T	8																																																																						
G	28																																																																						
L	75																																																																						
SPL	10																																																																						
ID	12.5																																																																						
D	46.5																																																																						
FAM	118																																																																						
CW/CCW	Anti-horário																																																																						
T	10																																																																						
G	32.18																																																																						
L	75																																																																						
SPL	10																																																																						
ID	12.5																																																																						
D	46.5																																																																						
FAM	118																																																																						
CW/CCW	Anti-horário																																																																						
T	8																																																																						
G	28.2																																																																						
L	75.5																																																																						
SPL	8																																																																						
ID	12																																																																						
D	46.6																																																																						
FAM	114																																																																						
CW/CCW	Anti-horário																																																																						



T	G	L	SPL	ID	CT	D	FAM	CW/CCW
Nº de Dentes # Of Pinon Teeth # De Los Dientes Del Pinón	Ø Externo (mm) Pinon O.D. Piñon - Ø Externa	Comprimento Total (mm) Length Largo	Nº de Estrias # Of Splines # De Estriás	Ø da Bucha (mm) Pinon I.D. Pinón - Ø Interna	Nº Dentes Coroa # Barrel Gear Teeth # Dientes de la Corona	Ø da Capa (mm) Drive O.D. Ø Externa	Família Family Familia	Horário/Anti Horário Clockwise/Counter Clockwise Horario/Antihorario

<div><div>1019</div><div></div><div>APLICAÇÃO Application / Aplicación Pg. 262</div></div>	<div><div>1.01.1019.0</div><div><table><tr><td>T</td><td>30</td></tr><tr><td>G</td><td>21.3</td></tr><tr><td>L</td><td>92.7</td></tr><tr><td>SPL</td><td>8</td></tr><tr><td>ID</td><td>10.74</td></tr><tr><td>D</td><td>46.5</td></tr><tr><td>FAM</td><td>114</td></tr><tr><td>CW/CCW</td><td>Anti-horário</td></tr></table></div></div>	T	30	G	21.3	L	92.7	SPL	8	ID	10.74	D	46.5	FAM	114	CW/CCW	Anti-horário	<div><div>1020</div><div></div><div>APLICAÇÃO Application / Aplicación Pg. 262</div></div>	<div><div>1.01.1020.0</div><div><table><tr><td>T</td><td>8</td></tr><tr><td>G</td><td>28</td></tr><tr><td>L</td><td>38.5</td></tr><tr><td>SPL</td><td>10</td></tr><tr><td>ID</td><td>12.51</td></tr><tr><td>D</td><td>46.5</td></tr><tr><td>FAM</td><td>117</td></tr><tr><td>CW/CCW</td><td>Horário</td></tr></table></div></div>	T	8	G	28	L	38.5	SPL	10	ID	12.51	D	46.5	FAM	117	CW/CCW	Horário	<div><div>1021</div><div></div><div>APLICAÇÃO Application / Aplicación Pg. 262</div></div>	<div><div>1.01.1021.0</div><div><table><tr><td>T</td><td>8</td></tr><tr><td>G</td><td>28</td></tr><tr><td>L</td><td>48.5</td></tr><tr><td>SPL</td><td>10</td></tr><tr><td>ID</td><td>12.5</td></tr><tr><td>D</td><td>46.5</td></tr><tr><td>FAM</td><td>117</td></tr><tr><td>CW/CCW</td><td>Horário</td></tr></table></div></div>	T	8	G	28	L	48.5	SPL	10	ID	12.5	D	46.5	FAM	117	CW/CCW	Horário	<div><div>1022</div><div></div><div>APLICAÇÃO Application / Aplicación Pg. 263</div></div>	<div><div>1.01.1022.0</div><div><table><tr><td>T</td><td>9</td></tr><tr><td>G</td><td>35.5</td></tr><tr><td>L</td><td>57.5</td></tr><tr><td>SPL</td><td>16</td></tr><tr><td>ID</td><td>12</td></tr><tr><td>D</td><td>54.5</td></tr><tr><td>FAM</td><td>094</td></tr><tr><td>CW/CCW</td><td>Horário</td></tr></table></div></div>	T	9	G	35.5	L	57.5	SPL	16	ID	12	D	54.5	FAM	094	CW/CCW	Horário
T	30																																																																						
G	21.3																																																																						
L	92.7																																																																						
SPL	8																																																																						
ID	10.74																																																																						
D	46.5																																																																						
FAM	114																																																																						
CW/CCW	Anti-horário																																																																						
T	8																																																																						
G	28																																																																						
L	38.5																																																																						
SPL	10																																																																						
ID	12.51																																																																						
D	46.5																																																																						
FAM	117																																																																						
CW/CCW	Horário																																																																						
T	8																																																																						
G	28																																																																						
L	48.5																																																																						
SPL	10																																																																						
ID	12.5																																																																						
D	46.5																																																																						
FAM	117																																																																						
CW/CCW	Horário																																																																						
T	9																																																																						
G	35.5																																																																						
L	57.5																																																																						
SPL	16																																																																						
ID	12																																																																						
D	54.5																																																																						
FAM	094																																																																						
CW/CCW	Horário																																																																						
<div><div>1023</div><div></div><div>APLICAÇÃO Application / Aplicación Pg. 263</div></div>	<div><div>1.01.1023.0</div><div><table><tr><td>T</td><td>11</td></tr><tr><td>G</td><td>29.38</td></tr><tr><td>L</td><td>54.5</td></tr><tr><td>SPL</td><td>9</td></tr><tr><td>ID</td><td>12</td></tr><tr><td>D</td><td>54.5</td></tr><tr><td>FAM</td><td>085</td></tr><tr><td>CW/CCW</td><td>Horário</td></tr></table></div></div>	T	11	G	29.38	L	54.5	SPL	9	ID	12	D	54.5	FAM	085	CW/CCW	Horário	<div><div>1024</div><div></div><div>APLICAÇÃO Application / Aplicación Pg. 263</div></div>	<div><div>1.01.1024.0</div><div><table><tr><td>T</td><td>10</td></tr><tr><td>G</td><td>33</td></tr><tr><td>L</td><td>51.5</td></tr><tr><td>SPL</td><td>8</td></tr><tr><td>ID</td><td>13.01</td></tr><tr><td>D</td><td>46.5</td></tr><tr><td>FAM</td><td>112</td></tr><tr><td>CW/CCW</td><td>Horário</td></tr></table></div></div>	T	10	G	33	L	51.5	SPL	8	ID	13.01	D	46.5	FAM	112	CW/CCW	Horário	<div><div>1027</div><div></div><div>APLICAÇÃO Application / Aplicación Pg. 263</div></div>	<div><div>1.01.1027.0</div><div><table><tr><td>T</td><td>10</td></tr><tr><td>G</td><td>32</td></tr><tr><td>L</td><td>75</td></tr><tr><td>SPL</td><td>10</td></tr><tr><td>ID</td><td>14.26</td></tr><tr><td>D</td><td>54.5</td></tr><tr><td>FAM</td><td>082</td></tr><tr><td>CW/CCW</td><td>Horário</td></tr></table></div></div>	T	10	G	32	L	75	SPL	10	ID	14.26	D	54.5	FAM	082	CW/CCW	Horário	<div><div>1030</div><div></div><div>APLICAÇÃO Application / Aplicación Pg. 263</div></div>	<div><div>1.01.1030.0</div><div><table><tr><td>T</td><td>11</td></tr><tr><td>G</td><td>29.5</td></tr><tr><td>L</td><td>49.5</td></tr><tr><td>SPL</td><td>10</td></tr><tr><td>ID</td><td>12</td></tr><tr><td>D</td><td>54.5</td></tr><tr><td>FAM</td><td>094</td></tr><tr><td>CW/CCW</td><td>Horário</td></tr></table></div></div>	T	11	G	29.5	L	49.5	SPL	10	ID	12	D	54.5	FAM	094	CW/CCW	Horário
T	11																																																																						
G	29.38																																																																						
L	54.5																																																																						
SPL	9																																																																						
ID	12																																																																						
D	54.5																																																																						
FAM	085																																																																						
CW/CCW	Horário																																																																						
T	10																																																																						
G	33																																																																						
L	51.5																																																																						
SPL	8																																																																						
ID	13.01																																																																						
D	46.5																																																																						
FAM	112																																																																						
CW/CCW	Horário																																																																						
T	10																																																																						
G	32																																																																						
L	75																																																																						
SPL	10																																																																						
ID	14.26																																																																						
D	54.5																																																																						
FAM	082																																																																						
CW/CCW	Horário																																																																						
T	11																																																																						
G	29.5																																																																						
L	49.5																																																																						
SPL	10																																																																						
ID	12																																																																						
D	54.5																																																																						
FAM	094																																																																						
CW/CCW	Horário																																																																						
<div><div>1031</div><div></div><div>APLICAÇÃO Application / Aplicación Pg. 263</div></div>	<div><div>1.01.1031.0</div><div><table><tr><td>T</td><td>10</td></tr><tr><td>G</td><td>27.94</td></tr><tr><td>L</td><td>49</td></tr><tr><td>SPL</td><td>10</td></tr><tr><td>ID</td><td>12</td></tr><tr><td>D</td><td>50.5</td></tr><tr><td>FAM</td><td>094</td></tr><tr><td>CW/CCW</td><td>Horário</td></tr></table></div></div>	T	10	G	27.94	L	49	SPL	10	ID	12	D	50.5	FAM	094	CW/CCW	Horário	<div><div>1033</div><div></div><div>APLICAÇÃO Application / Aplicación Pg. 264</div></div>	<div><div>1.01.1033.0</div><div><table><tr><td>T</td><td>9</td></tr><tr><td>G</td><td>29.64</td></tr><tr><td>L</td><td>49</td></tr><tr><td>SPL</td><td>10</td></tr><tr><td>ID</td><td>12</td></tr><tr><td>D</td><td>54.5</td></tr><tr><td>FAM</td><td>094</td></tr><tr><td>CW/CCW</td><td>Horário</td></tr></table></div></div>	T	9	G	29.64	L	49	SPL	10	ID	12	D	54.5	FAM	094	CW/CCW	Horário	<div><div>1037</div><div></div><div>APLICAÇÃO Application / Aplicación Pg. 264</div></div>	<div><div>1.01.1037.0</div><div><table><tr><td>T</td><td>10</td></tr><tr><td>G</td><td>27.94</td></tr><tr><td>L</td><td>49</td></tr><tr><td>SPL</td><td>10</td></tr><tr><td>ID</td><td>12</td></tr><tr><td>D</td><td>46.5</td></tr><tr><td>FAM</td><td>094</td></tr><tr><td>CW/CCW</td><td>Horário</td></tr></table></div></div>	T	10	G	27.94	L	49	SPL	10	ID	12	D	46.5	FAM	094	CW/CCW	Horário	<div><div>1038</div><div></div><div>APLICAÇÃO Application / Aplicación Pg. 264</div></div>	<div><div>1.01.1038.0</div><div><table><tr><td>T</td><td>9</td></tr><tr><td>G</td><td>34.8</td></tr><tr><td>L</td><td>83</td></tr><tr><td>SPL</td><td>10</td></tr><tr><td>ID</td><td>14.3</td></tr><tr><td>D</td><td>60</td></tr><tr><td>FAM</td><td>082</td></tr><tr><td>CW/CCW</td><td>Horário</td></tr></table></div></div>	T	9	G	34.8	L	83	SPL	10	ID	14.3	D	60	FAM	082	CW/CCW	Horário
T	10																																																																						
G	27.94																																																																						
L	49																																																																						
SPL	10																																																																						
ID	12																																																																						
D	50.5																																																																						
FAM	094																																																																						
CW/CCW	Horário																																																																						
T	9																																																																						
G	29.64																																																																						
L	49																																																																						
SPL	10																																																																						
ID	12																																																																						
D	54.5																																																																						
FAM	094																																																																						
CW/CCW	Horário																																																																						
T	10																																																																						
G	27.94																																																																						
L	49																																																																						
SPL	10																																																																						
ID	12																																																																						
D	46.5																																																																						
FAM	094																																																																						
CW/CCW	Horário																																																																						
T	9																																																																						
G	34.8																																																																						
L	83																																																																						
SPL	10																																																																						
ID	14.3																																																																						
D	60																																																																						
FAM	082																																																																						
CW/CCW	Horário																																																																						
<div><div>1046</div><div></div><div>APLICAÇÃO Application / Aplicación Pg. 264</div></div>	<div><div>1.01.1046.0</div><div><table><tr><td>T</td><td>20</td></tr><tr><td>G</td><td>14.7</td></tr><tr><td>L</td><td>126</td></tr><tr><td>SPL</td><td>10</td></tr><tr><td>ID</td><td>-</td></tr><tr><td>D</td><td>64.8</td></tr><tr><td>FAM</td><td>134</td></tr><tr><td>CW/CCW</td><td>Horário</td></tr></table></div></div>	T	20	G	14.7	L	126	SPL	10	ID	-	D	64.8	FAM	134	CW/CCW	Horário	<div><div>1047</div><div></div><div>APLICAÇÃO Application / Aplicación Pg. 264</div></div>	<div><div>1.01.1047.0</div><div><table><tr><td>T</td><td>20</td></tr><tr><td>G</td><td>14.7</td></tr><tr><td>L</td><td>119</td></tr><tr><td>SPL</td><td>10</td></tr><tr><td>ID</td><td>-</td></tr><tr><td>D</td><td>64.8</td></tr><tr><td>FAM</td><td>134</td></tr><tr><td>CW/CCW</td><td>Horário</td></tr></table></div></div>	T	20	G	14.7	L	119	SPL	10	ID	-	D	64.8	FAM	134	CW/CCW	Horário	<div><div>1048</div><div></div><div>APLICAÇÃO Application / Aplicación Pg. 265</div></div>	<div><div>1.01.1048.0</div><div><table><tr><td>T</td><td>8</td></tr><tr><td>G</td><td>28.2</td></tr><tr><td>L</td><td>45.5</td></tr><tr><td>SPL</td><td>6</td></tr><tr><td>ID</td><td>12</td></tr><tr><td>D</td><td>43.5</td></tr><tr><td>FAM</td><td>132</td></tr><tr><td>CW/CCW</td><td>Horário</td></tr></table></div></div>	T	8	G	28.2	L	45.5	SPL	6	ID	12	D	43.5	FAM	132	CW/CCW	Horário	<div><div>1054</div><div></div><div>APLICAÇÃO Application / Aplicación Pg. 265</div></div>	<div><div>1.01.1054.0</div><div><table><tr><td>T</td><td>8</td></tr><tr><td>G</td><td>28</td></tr><tr><td>L</td><td>56</td></tr><tr><td>SPL</td><td>8</td></tr><tr><td>ID</td><td>12</td></tr><tr><td>D</td><td>46.5</td></tr><tr><td>FAM</td><td>047</td></tr><tr><td>CW/CCW</td><td>Anti-horário</td></tr></table></div></div>	T	8	G	28	L	56	SPL	8	ID	12	D	46.5	FAM	047	CW/CCW	Anti-horário
T	20																																																																						
G	14.7																																																																						
L	126																																																																						
SPL	10																																																																						
ID	-																																																																						
D	64.8																																																																						
FAM	134																																																																						
CW/CCW	Horário																																																																						
T	20																																																																						
G	14.7																																																																						
L	119																																																																						
SPL	10																																																																						
ID	-																																																																						
D	64.8																																																																						
FAM	134																																																																						
CW/CCW	Horário																																																																						
T	8																																																																						
G	28.2																																																																						
L	45.5																																																																						
SPL	6																																																																						
ID	12																																																																						
D	43.5																																																																						
FAM	132																																																																						
CW/CCW	Horário																																																																						
T	8																																																																						
G	28																																																																						
L	56																																																																						
SPL	8																																																																						
ID	12																																																																						
D	46.5																																																																						
FAM	047																																																																						
CW/CCW	Anti-horário																																																																						

T	G	L	SPL	ID	CT	D	FAM	CW/CCW
Nº de Dentes # Of Pinon Teeth # De Los Dientes Del Pinón	Ø Externo (mm) Pinon O.D. Piñon - Ø Externa	Comprimento Total (mm) Length Largo	Nº de Estrias # Of Splines # De Estriás	Ø da Bucha (mm) Pinon I.D. Pinón - Ø Interna	Nº Dentes Coroa # Barrel Gear Teeth # Dientes de la Corona	Ø da Capa (mm) Drive O.D. Ø Externa	Familia Family Familia	Horário/Anti Horário Clockwise/Counter Clockwise Horario/Antihorario

<div><div>1056</div><div></div><div>APLICAÇÃO Application / Aplicación Pg. 265</div></div>	<div><div>1.01.1056.0</div><div><table><tr><td>T</td><td>9</td></tr><tr><td>G</td><td>25.8</td></tr><tr><td>L</td><td>65</td></tr><tr><td>SPL</td><td>12</td></tr><tr><td>ID</td><td>11.51</td></tr><tr><td>D</td><td>45.5</td></tr><tr><td>FAM</td><td>026</td></tr><tr><td>CW/CCW</td><td>Horário</td></tr></table></div></div>	T	9	G	25.8	L	65	SPL	12	ID	11.51	D	45.5	FAM	026	CW/CCW	Horário	<div><div>1057</div><div></div><div>APLICAÇÃO Application / Aplicación Pg. 265</div></div>	<div><div>1.01.1057.0</div><div><table><tr><td>T</td><td>10</td></tr><tr><td>G</td><td>27.94</td></tr><tr><td>L</td><td>49</td></tr><tr><td>SPL</td><td>10</td></tr><tr><td>ID</td><td>12</td></tr><tr><td>D</td><td>54.5</td></tr><tr><td>FAM</td><td>094</td></tr><tr><td>CW/CCW</td><td>Horário</td></tr></table></div></div>	T	10	G	27.94	L	49	SPL	10	ID	12	D	54.5	FAM	094	CW/CCW	Horário	<div><div>1058</div><div></div><div>APLICAÇÃO Application / Aplicación Pg. 265</div></div>	<div><div>1.01.1058.0</div><div><table><tr><td>T</td><td>11</td></tr><tr><td>G</td><td>29.5</td></tr><tr><td>L</td><td>49</td></tr><tr><td>SPL</td><td>10</td></tr><tr><td>ID</td><td>12</td></tr><tr><td>D</td><td>50.5</td></tr><tr><td>FAM</td><td>094</td></tr><tr><td>CW/CCW</td><td>Horário</td></tr></table></div></div>	T	11	G	29.5	L	49	SPL	10	ID	12	D	50.5	FAM	094	CW/CCW	Horário	<div><div>1062</div><div></div><div>APLICAÇÃO Application / Aplicación Pg. 265</div></div>	<div><div>1.01.1062.0</div><div><table><tr><td>T</td><td>8</td></tr><tr><td>G</td><td>28</td></tr><tr><td>L</td><td>65.5</td></tr><tr><td>SPL</td><td>9</td></tr><tr><td>ID</td><td>12.06</td></tr><tr><td>D</td><td>46.5</td></tr><tr><td>FAM</td><td>099</td></tr><tr><td>CW/CCW</td><td>Horário</td></tr></table></div></div>	T	8	G	28	L	65.5	SPL	9	ID	12.06	D	46.5	FAM	099	CW/CCW	Horário
T	9																																																																						
G	25.8																																																																						
L	65																																																																						
SPL	12																																																																						
ID	11.51																																																																						
D	45.5																																																																						
FAM	026																																																																						
CW/CCW	Horário																																																																						
T	10																																																																						
G	27.94																																																																						
L	49																																																																						
SPL	10																																																																						
ID	12																																																																						
D	54.5																																																																						
FAM	094																																																																						
CW/CCW	Horário																																																																						
T	11																																																																						
G	29.5																																																																						
L	49																																																																						
SPL	10																																																																						
ID	12																																																																						
D	50.5																																																																						
FAM	094																																																																						
CW/CCW	Horário																																																																						
T	8																																																																						
G	28																																																																						
L	65.5																																																																						
SPL	9																																																																						
ID	12.06																																																																						
D	46.5																																																																						
FAM	099																																																																						
CW/CCW	Horário																																																																						
<div><div>1063</div><div></div><div>APLICAÇÃO Application / Aplicación Pg. 266</div></div>	<div><div>1.01.1063.0</div><div><table><tr><td>T</td><td>9</td></tr><tr><td>G</td><td>35.5</td></tr><tr><td>L</td><td>51</td></tr><tr><td>SPL</td><td>8</td></tr><tr><td>ID</td><td>13.01</td></tr><tr><td>D</td><td>46.5</td></tr><tr><td>FAM</td><td>112</td></tr><tr><td>CW/CCW</td><td>Horário</td></tr></table></div></div>	T	9	G	35.5	L	51	SPL	8	ID	13.01	D	46.5	FAM	112	CW/CCW	Horário	<div><div>1064</div><div></div><div>APLICAÇÃO Application / Aplicación Pg. 266</div></div>	<div><div>1.01.1064.0</div><div><table><tr><td>T</td><td>8</td></tr><tr><td>G</td><td>23.92</td></tr><tr><td>L</td><td>41</td></tr><tr><td>SPL</td><td>5</td></tr><tr><td>ID</td><td>10.99</td></tr><tr><td>D</td><td>46.5</td></tr><tr><td>FAM</td><td>034</td></tr><tr><td>CW/CCW</td><td>Horário</td></tr></table></div></div>	T	8	G	23.92	L	41	SPL	5	ID	10.99	D	46.5	FAM	034	CW/CCW	Horário	<div><div>1067</div><div></div><div>APLICAÇÃO Application / Aplicación Pg. 266</div></div>	<div><div>1.01.1067.0</div><div><table><tr><td>T</td><td>9</td></tr><tr><td>G</td><td>25.8</td></tr><tr><td>L</td><td>59</td></tr><tr><td>SPL</td><td>10</td></tr><tr><td>ID</td><td>12</td></tr><tr><td>D</td><td>54.5</td></tr><tr><td>FAM</td><td>100</td></tr><tr><td>CW/CCW</td><td>Horário</td></tr></table></div></div>	T	9	G	25.8	L	59	SPL	10	ID	12	D	54.5	FAM	100	CW/CCW	Horário	<div><div>1068</div><div></div><div>APLICAÇÃO Application / Aplicación Pg. 266</div></div>	<div><div>1.01.1068.0</div><div><table><tr><td>T</td><td>9</td></tr><tr><td>G</td><td>25.8</td></tr><tr><td>L</td><td>53</td></tr><tr><td>SPL</td><td>9</td></tr><tr><td>ID</td><td>12.06</td></tr><tr><td>D</td><td>46.5</td></tr><tr><td>FAM</td><td>098</td></tr><tr><td>CW/CCW</td><td>Anti-horário</td></tr></table></div></div>	T	9	G	25.8	L	53	SPL	9	ID	12.06	D	46.5	FAM	098	CW/CCW	Anti-horário
T	9																																																																						
G	35.5																																																																						
L	51																																																																						
SPL	8																																																																						
ID	13.01																																																																						
D	46.5																																																																						
FAM	112																																																																						
CW/CCW	Horário																																																																						
T	8																																																																						
G	23.92																																																																						
L	41																																																																						
SPL	5																																																																						
ID	10.99																																																																						
D	46.5																																																																						
FAM	034																																																																						
CW/CCW	Horário																																																																						
T	9																																																																						
G	25.8																																																																						
L	59																																																																						
SPL	10																																																																						
ID	12																																																																						
D	54.5																																																																						
FAM	100																																																																						
CW/CCW	Horário																																																																						
T	9																																																																						
G	25.8																																																																						
L	53																																																																						
SPL	9																																																																						
ID	12.06																																																																						
D	46.5																																																																						
FAM	098																																																																						
CW/CCW	Anti-horário																																																																						
<div><div>1069</div><div></div><div>APLICAÇÃO Application / Aplicación Pg. 266</div></div>	<div><div>1.01.1069.0</div><div><table><tr><td>T</td><td>10</td></tr><tr><td>G</td><td>27.94</td></tr><tr><td>L</td><td>81</td></tr><tr><td>SPL</td><td>16</td></tr><tr><td>ID</td><td>11</td></tr><tr><td>D</td><td>46.5</td></tr><tr><td>FAM</td><td>133</td></tr><tr><td>CW/CCW</td><td>Anti-horário</td></tr></table></div></div>	T	10	G	27.94	L	81	SPL	16	ID	11	D	46.5	FAM	133	CW/CCW	Anti-horário	<div><div>1070</div><div></div><div>APLICAÇÃO Application / Aplicación Pg. 266</div></div>	<div><div>1.01.1070.0</div><div><table><tr><td>T</td><td>9</td></tr><tr><td>G</td><td>35.2</td></tr><tr><td>L</td><td>62</td></tr><tr><td>SPL</td><td>10</td></tr><tr><td>ID</td><td>12</td></tr><tr><td>D</td><td>54.5</td></tr><tr><td>FAM</td><td>100</td></tr><tr><td>CW/CCW</td><td>Horário</td></tr></table></div></div>	T	9	G	35.2	L	62	SPL	10	ID	12	D	54.5	FAM	100	CW/CCW	Horário	<div><div>1071</div><div></div><div>APLICAÇÃO Application / Aplicación Pg. 267</div></div>	<div><div>1.01.1071.0</div><div><table><tr><td>T</td><td>10</td></tr><tr><td>G</td><td>27.5</td></tr><tr><td>L</td><td>58.5</td></tr><tr><td>SPL</td><td>10</td></tr><tr><td>ID</td><td>12</td></tr><tr><td>D</td><td>52.7</td></tr><tr><td>FAM</td><td>094</td></tr><tr><td>CW/CCW</td><td>Horário</td></tr></table></div></div>	T	10	G	27.5	L	58.5	SPL	10	ID	12	D	52.7	FAM	094	CW/CCW	Horário	<div><div>1072</div><div></div><div>APLICAÇÃO Application / Aplicación Pg. 267</div></div>	<div><div>1.01.1072.0</div><div><table><tr><td>T</td><td>9</td></tr><tr><td>G</td><td>29.64</td></tr><tr><td>L</td><td>62</td></tr><tr><td>SPL</td><td>10</td></tr><tr><td>ID</td><td>12</td></tr><tr><td>D</td><td>54.5</td></tr><tr><td>FAM</td><td>100</td></tr><tr><td>CW/CCW</td><td>Horário</td></tr></table></div></div>	T	9	G	29.64	L	62	SPL	10	ID	12	D	54.5	FAM	100	CW/CCW	Horário
T	10																																																																						
G	27.94																																																																						
L	81																																																																						
SPL	16																																																																						
ID	11																																																																						
D	46.5																																																																						
FAM	133																																																																						
CW/CCW	Anti-horário																																																																						
T	9																																																																						
G	35.2																																																																						
L	62																																																																						
SPL	10																																																																						
ID	12																																																																						
D	54.5																																																																						
FAM	100																																																																						
CW/CCW	Horário																																																																						
T	10																																																																						
G	27.5																																																																						
L	58.5																																																																						
SPL	10																																																																						
ID	12																																																																						
D	52.7																																																																						
FAM	094																																																																						
CW/CCW	Horário																																																																						
T	9																																																																						
G	29.64																																																																						
L	62																																																																						
SPL	10																																																																						
ID	12																																																																						
D	54.5																																																																						
FAM	100																																																																						
CW/CCW	Horário																																																																						
<div><div>1073</div><div></div><div>APLICAÇÃO Application / Aplicación Pg. 267</div></div>	<div><div>1.01.1073.0</div><div><table><tr><td>T</td><td>9</td></tr><tr><td>G</td><td>34.8</td></tr><tr><td>L</td><td>83</td></tr><tr><td>SPL</td><td>10</td></tr><tr><td>ID</td><td>14.3</td></tr><tr><td>D</td><td>60</td></tr><tr><td>FAM</td><td>027</td></tr><tr><td>CW/CCW</td><td>Horário</td></tr></table></div></div>	T	9	G	34.8	L	83	SPL	10	ID	14.3	D	60	FAM	027	CW/CCW	Horário	<div><div>1074</div><div></div><div>APLICAÇÃO Application / Aplicación Pg. 267</div></div>	<div><div>1.01.1074.0</div><div><table><tr><td>T</td><td>10</td></tr><tr><td>G</td><td>27.94</td></tr><tr><td>L</td><td>54.5</td></tr><tr><td>SPL</td><td>9</td></tr><tr><td>ID</td><td>12</td></tr><tr><td>D</td><td>54.5</td></tr><tr><td>FAM</td><td>085</td></tr><tr><td>CW/CCW</td><td>Horário</td></tr></table></div></div>	T	10	G	27.94	L	54.5	SPL	9	ID	12	D	54.5	FAM	085	CW/CCW	Horário	<div><div>1088</div><div></div><div>APLICAÇÃO Application / Aplicación Pg. 267</div></div>	<div><div>1.01.1088.0</div><div><table><tr><td>T</td><td>11</td></tr><tr><td>G</td><td>29.5</td></tr><tr><td>L</td><td>56.5</td></tr><tr><td>SPL</td><td>12</td></tr><tr><td>ID</td><td>12</td></tr><tr><td>D</td><td>46.5</td></tr><tr><td>FAM</td><td>127</td></tr><tr><td>CW/CCW</td><td>Anti-horário</td></tr></table></div></div>	T	11	G	29.5	L	56.5	SPL	12	ID	12	D	46.5	FAM	127	CW/CCW	Anti-horário	<div><div>1090</div><div></div><div>APLICAÇÃO Application / Aplicación Pg. 267</div></div>	<div><div>1.01.1090.0</div><div><table><tr><td>T</td><td>10</td></tr><tr><td>G</td><td>32.1</td></tr><tr><td>L</td><td>80</td></tr><tr><td>SPL</td><td>10</td></tr><tr><td>ID</td><td>14</td></tr><tr><td>D</td><td>60</td></tr><tr><td>FAM</td><td>046</td></tr><tr><td>CW/CCW</td><td>Horário</td></tr></table></div></div>	T	10	G	32.1	L	80	SPL	10	ID	14	D	60	FAM	046	CW/CCW	Horário
T	9																																																																						
G	34.8																																																																						
L	83																																																																						
SPL	10																																																																						
ID	14.3																																																																						
D	60																																																																						
FAM	027																																																																						
CW/CCW	Horário																																																																						
T	10																																																																						
G	27.94																																																																						
L	54.5																																																																						
SPL	9																																																																						
ID	12																																																																						
D	54.5																																																																						
FAM	085																																																																						
CW/CCW	Horário																																																																						
T	11																																																																						
G	29.5																																																																						
L	56.5																																																																						
SPL	12																																																																						
ID	12																																																																						
D	46.5																																																																						
FAM	127																																																																						
CW/CCW	Anti-horário																																																																						
T	10																																																																						
G	32.1																																																																						
L	80																																																																						
SPL	10																																																																						
ID	14																																																																						
D	60																																																																						
FAM	046																																																																						
CW/CCW	Horário																																																																						

T	G	L	SPL	ID	CT	D	FAM	CW/CCW
Nº de Dentes # Of Pinon Teeth # De Los Dientes Del Pinón	Ø Externo (mm) Pinon O.D. Piñon - Ø Externa	Comprimento Total (mm) Length Largo	Nº de Estrias # Of Splines # De Estriás	Ø da Bucha (mm) Pinon I.D. Pinón - Ø Interna	Nº Dentes Coroa # Barrel Gear Teeth # Dientes de la Corona	Ø da Capa (mm) Drive O.D. Ø Externa	Família Family Familia	Horário/Anti Horário Clockwise/Counter Clockwise Horario/Antihorario

<div>1097</div> <div></div> <div>APLICAÇÃO Application / Aplicación Pg. 268</div>	<div>1.01.1097.0</div> <table><tr><td>T</td><td>10</td></tr><tr><td>G</td><td>37.8</td></tr><tr><td>L</td><td>102</td></tr><tr><td>SPL</td><td>-</td></tr><tr><td>CT</td><td>40</td></tr><tr><td>D</td><td>-</td></tr><tr><td>FAM</td><td>124</td></tr><tr><td>CW/CCW</td><td>Horário</td></tr></table>	T	10	G	37.8	L	102	SPL	-	CT	40	D	-	FAM	124	CW/CCW	Horário	<div>1104</div> <div></div> <div>APLICAÇÃO Application / Aplicación Pg. 268</div>	<div>1.01.1104.0</div> <table><tr><td>T</td><td>9</td></tr><tr><td>G</td><td>34.8</td></tr><tr><td>L</td><td>62</td></tr><tr><td>SPL</td><td>10</td></tr><tr><td>ID</td><td>12</td></tr><tr><td>D</td><td>60</td></tr><tr><td>FAM</td><td>013</td></tr><tr><td>CW/CCW</td><td>Horário</td></tr></table>	T	9	G	34.8	L	62	SPL	10	ID	12	D	60	FAM	013	CW/CCW	Horário	<div>1107</div> <div></div> <div>APLICAÇÃO Application / Aplicación Pg. 268</div>	<div>1.01.1107.0</div> <table><tr><td>T</td><td>10</td></tr><tr><td>G</td><td>38.8</td></tr><tr><td>L</td><td>49</td></tr><tr><td>SPL</td><td>10</td></tr><tr><td>ID</td><td>12</td></tr><tr><td>D</td><td>54.5</td></tr><tr><td>FAM</td><td>094</td></tr><tr><td>CW/CCW</td><td>Horário</td></tr></table>	T	10	G	38.8	L	49	SPL	10	ID	12	D	54.5	FAM	094	CW/CCW	Horário	<div>1108</div> <div></div> <div>APLICAÇÃO Application / Aplicación Pg. 268</div>	<div>1.01.1108.0</div> <table><tr><td>T</td><td>9</td></tr><tr><td>G</td><td>25.8</td></tr><tr><td>L</td><td>80.5</td></tr><tr><td>SPL</td><td>16</td></tr><tr><td>ID</td><td>11</td></tr><tr><td>D</td><td>46.5</td></tr><tr><td>FAM</td><td>133</td></tr><tr><td>CW/CCW</td><td>Anti-horário</td></tr></table>	T	9	G	25.8	L	80.5	SPL	16	ID	11	D	46.5	FAM	133	CW/CCW	Anti-horário
T	10																																																																						
G	37.8																																																																						
L	102																																																																						
SPL	-																																																																						
CT	40																																																																						
D	-																																																																						
FAM	124																																																																						
CW/CCW	Horário																																																																						
T	9																																																																						
G	34.8																																																																						
L	62																																																																						
SPL	10																																																																						
ID	12																																																																						
D	60																																																																						
FAM	013																																																																						
CW/CCW	Horário																																																																						
T	10																																																																						
G	38.8																																																																						
L	49																																																																						
SPL	10																																																																						
ID	12																																																																						
D	54.5																																																																						
FAM	094																																																																						
CW/CCW	Horário																																																																						
T	9																																																																						
G	25.8																																																																						
L	80.5																																																																						
SPL	16																																																																						
ID	11																																																																						
D	46.5																																																																						
FAM	133																																																																						
CW/CCW	Anti-horário																																																																						
<div>1109</div> <div></div> <div>APLICAÇÃO Application / Aplicación Pg. 268</div>	<div>1.01.1109.0</div> <table><tr><td>T</td><td>10</td></tr><tr><td>G</td><td>27.94</td></tr><tr><td>L</td><td>55</td></tr><tr><td>SPL</td><td>10</td></tr><tr><td>ID</td><td>12</td></tr><tr><td>D</td><td>52.7</td></tr><tr><td>FAM</td><td>094</td></tr><tr><td>CW/CCW</td><td>Horário</td></tr></table>	T	10	G	27.94	L	55	SPL	10	ID	12	D	52.7	FAM	094	CW/CCW	Horário	<div>1113</div> <div></div> <div>APLICAÇÃO Application / Aplicación Pg. 268</div>	<div>1.01.1113.0</div> <table><tr><td>T</td><td>9</td></tr><tr><td>G</td><td>29</td></tr><tr><td>L</td><td>50.5</td></tr><tr><td>SPL</td><td>10</td></tr><tr><td>ID</td><td>12</td></tr><tr><td>D</td><td>48.7</td></tr><tr><td>FAM</td><td>047</td></tr><tr><td>CW/CCW</td><td>Horário</td></tr></table>	T	9	G	29	L	50.5	SPL	10	ID	12	D	48.7	FAM	047	CW/CCW	Horário	<div>1117</div> <div></div> <div>APLICAÇÃO Application / Aplicación Pg. 269</div>	<div>1.01.1117.0</div> <table><tr><td>T</td><td>9</td></tr><tr><td>G</td><td>25.8</td></tr><tr><td>L</td><td>62</td></tr><tr><td>SPL</td><td>10</td></tr><tr><td>ID</td><td>12</td></tr><tr><td>D</td><td>54.3</td></tr><tr><td>FAM</td><td>013</td></tr><tr><td>CW/CCW</td><td>Horário</td></tr></table>	T	9	G	25.8	L	62	SPL	10	ID	12	D	54.3	FAM	013	CW/CCW	Horário	<div>1133</div> <div></div> <div>APLICAÇÃO Application / Aplicación Pg. 269</div>	<div>1.01.1133.0</div> <table><tr><td>T</td><td>9</td></tr><tr><td>G</td><td>25.8</td></tr><tr><td>L</td><td>55</td></tr><tr><td>SPL</td><td>9</td></tr><tr><td>ID</td><td>12.1</td></tr><tr><td>D</td><td>46.5</td></tr><tr><td>FAM</td><td>129</td></tr><tr><td>CW/CCW</td><td>Horário</td></tr></table>	T	9	G	25.8	L	55	SPL	9	ID	12.1	D	46.5	FAM	129	CW/CCW	Horário
T	10																																																																						
G	27.94																																																																						
L	55																																																																						
SPL	10																																																																						
ID	12																																																																						
D	52.7																																																																						
FAM	094																																																																						
CW/CCW	Horário																																																																						
T	9																																																																						
G	29																																																																						
L	50.5																																																																						
SPL	10																																																																						
ID	12																																																																						
D	48.7																																																																						
FAM	047																																																																						
CW/CCW	Horário																																																																						
T	9																																																																						
G	25.8																																																																						
L	62																																																																						
SPL	10																																																																						
ID	12																																																																						
D	54.3																																																																						
FAM	013																																																																						
CW/CCW	Horário																																																																						
T	9																																																																						
G	25.8																																																																						
L	55																																																																						
SPL	9																																																																						
ID	12.1																																																																						
D	46.5																																																																						
FAM	129																																																																						
CW/CCW	Horário																																																																						
<div>1134</div> <div></div> <div>APLICAÇÃO Application / Aplicación Pg. 269</div>	<div>1.01.1134.0</div> <table><tr><td>T</td><td>10</td></tr><tr><td>G</td><td>27.94</td></tr><tr><td>L</td><td>55</td></tr><tr><td>SPL</td><td>9</td></tr><tr><td>ID</td><td>12.1</td></tr><tr><td>D</td><td>46.5</td></tr><tr><td>FAM</td><td>117</td></tr><tr><td>CW/CCW</td><td>Horário</td></tr></table>	T	10	G	27.94	L	55	SPL	9	ID	12.1	D	46.5	FAM	117	CW/CCW	Horário	<div>1152</div> <div></div> <div>APLICAÇÃO Application / Aplicación Pg. 269</div>	<div>1.01.1152.0</div> <table><tr><td>T</td><td>9</td></tr><tr><td>G</td><td>25.4</td></tr><tr><td>L</td><td>43</td></tr><tr><td>SPL</td><td>5</td></tr><tr><td>ID</td><td>11</td></tr><tr><td>D</td><td>46.5</td></tr><tr><td>FAM</td><td>034</td></tr><tr><td>CW/CCW</td><td>Horário</td></tr></table>	T	9	G	25.4	L	43	SPL	5	ID	11	D	46.5	FAM	034	CW/CCW	Horário	<div>1153</div> <div></div> <div>APLICAÇÃO Application / Aplicación Pg. 269</div>	<div>1.01.1153.0</div> <table><tr><td>T</td><td>9</td></tr><tr><td>G</td><td>25.8</td></tr><tr><td>L</td><td>46</td></tr><tr><td>SPL</td><td>10</td></tr><tr><td>ID</td><td>12</td></tr><tr><td>D</td><td>46.5</td></tr><tr><td>FAM</td><td>100</td></tr><tr><td>CW/CCW</td><td>Horário</td></tr></table>	T	9	G	25.8	L	46	SPL	10	ID	12	D	46.5	FAM	100	CW/CCW	Horário	<div>1155</div> <div></div> <div>APLICAÇÃO Application / Aplicación Pg. 269</div>	<div>1.01.1155.0</div> <table><tr><td>T</td><td>9</td></tr><tr><td>G</td><td>34.8</td></tr><tr><td>L</td><td>49</td></tr><tr><td>SPL</td><td>10</td></tr><tr><td>ID</td><td>12</td></tr><tr><td>D</td><td>50.3</td></tr><tr><td>FAM</td><td>094</td></tr><tr><td>CW/CCW</td><td>Horário</td></tr></table>	T	9	G	34.8	L	49	SPL	10	ID	12	D	50.3	FAM	094	CW/CCW	Horário
T	10																																																																						
G	27.94																																																																						
L	55																																																																						
SPL	9																																																																						
ID	12.1																																																																						
D	46.5																																																																						
FAM	117																																																																						
CW/CCW	Horário																																																																						
T	9																																																																						
G	25.4																																																																						
L	43																																																																						
SPL	5																																																																						
ID	11																																																																						
D	46.5																																																																						
FAM	034																																																																						
CW/CCW	Horário																																																																						
T	9																																																																						
G	25.8																																																																						
L	46																																																																						
SPL	10																																																																						
ID	12																																																																						
D	46.5																																																																						
FAM	100																																																																						
CW/CCW	Horário																																																																						
T	9																																																																						
G	34.8																																																																						
L	49																																																																						
SPL	10																																																																						
ID	12																																																																						
D	50.3																																																																						
FAM	094																																																																						
CW/CCW	Horário																																																																						
<div>1156</div> <div></div> <div>APLICAÇÃO Application / Aplicación Pg. 270</div>	<div>1.01.1156.0</div> <table><tr><td>T</td><td>21</td></tr><tr><td>G</td><td>49.7</td></tr><tr><td>L</td><td>47.1</td></tr><tr><td>SPL</td><td>10</td></tr><tr><td>ID</td><td>12</td></tr><tr><td>D</td><td>54.5</td></tr><tr><td>FAM</td><td>094</td></tr><tr><td>CW/CCW</td><td>Horário</td></tr></table>	T	21	G	49.7	L	47.1	SPL	10	ID	12	D	54.5	FAM	094	CW/CCW	Horário	<div>1162</div> <div></div> <div>APLICAÇÃO Application / Aplicación Pg. 270</div>	<div>1.01.1162.0</div> <table><tr><td>T</td><td>10</td></tr><tr><td>G</td><td>32</td></tr><tr><td>L</td><td>61</td></tr><tr><td>SPL</td><td>9</td></tr><tr><td>ID</td><td>12</td></tr><tr><td>D</td><td>54.5</td></tr><tr><td>FAM</td><td>085</td></tr><tr><td>CW/CCW</td><td>Horário</td></tr></table>	T	10	G	32	L	61	SPL	9	ID	12	D	54.5	FAM	085	CW/CCW	Horário	<div>1168</div> <div></div> <div>APLICAÇÃO Application / Aplicación Pg. 270</div>	<div>1.01.1168.0</div> <table><tr><td>T</td><td>9</td></tr><tr><td>G</td><td>36.3</td></tr><tr><td>L</td><td>49</td></tr><tr><td>SPL</td><td>10</td></tr><tr><td>ID</td><td>12</td></tr><tr><td>D</td><td>54.5</td></tr><tr><td>FAM</td><td>094</td></tr><tr><td>CW/CCW</td><td>Horário</td></tr></table>	T	9	G	36.3	L	49	SPL	10	ID	12	D	54.5	FAM	094	CW/CCW	Horário	<div>1169</div> <div></div> <div>APLICAÇÃO Application / Aplicación Pg. 270</div>	<div>1.01.1169.0</div> <table><tr><td>T</td><td>11</td></tr><tr><td>G</td><td>29.5</td></tr><tr><td>L</td><td>51</td></tr><tr><td>SPL</td><td>10</td></tr><tr><td>ID</td><td>12</td></tr><tr><td>D</td><td>48.7</td></tr><tr><td>FAM</td><td>047</td></tr><tr><td>CW/CCW</td><td>Horário</td></tr></table>	T	11	G	29.5	L	51	SPL	10	ID	12	D	48.7	FAM	047	CW/CCW	Horário
T	21																																																																						
G	49.7																																																																						
L	47.1																																																																						
SPL	10																																																																						
ID	12																																																																						
D	54.5																																																																						
FAM	094																																																																						
CW/CCW	Horário																																																																						
T	10																																																																						
G	32																																																																						
L	61																																																																						
SPL	9																																																																						
ID	12																																																																						
D	54.5																																																																						
FAM	085																																																																						
CW/CCW	Horário																																																																						
T	9																																																																						
G	36.3																																																																						
L	49																																																																						
SPL	10																																																																						
ID	12																																																																						
D	54.5																																																																						
FAM	094																																																																						
CW/CCW	Horário																																																																						
T	11																																																																						
G	29.5																																																																						
L	51																																																																						
SPL	10																																																																						
ID	12																																																																						
D	48.7																																																																						
FAM	047																																																																						
CW/CCW	Horário																																																																						

T	G	L	SPL	ID	CT	D	FAM	CW/CCW
Nº de Dentes # Of Pinon Teeth # De Los Dientes Del Pinón	Ø Externo (mm) Pinon O.D. Piñon - Ø Externa	Comprimento Total (mm) Length Largo	Nº de Estrias # Of Splines # De Estriás	Ø da Bucha (mm) Pinon I.D. Pinón - Ø Interna	Nº Dentes Coroa # Barrel Gear Teeth # Dientes de la Corona	Ø da Capa (mm) Drive O.D. Ø Externa	Família Family Familia	Horário/Anti Horário Clockwise/Counter Clockwise Horario/Antihorario

<div>1170</div> <div></div> <div>APLICAÇÃO Application / Aplicación Pg. 270</div>	<div>1.01.1170.0</div> <table><tr><td>T</td><td>10</td></tr><tr><td>G</td><td>38.8</td></tr><tr><td>L</td><td>56</td></tr><tr><td>SPL</td><td>10</td></tr><tr><td>ID</td><td>12</td></tr><tr><td>D</td><td>52.7</td></tr><tr><td>FAM</td><td>094</td></tr><tr><td>CW/CCW</td><td>Horário</td></tr></table>	T	10	G	38.8	L	56	SPL	10	ID	12	D	52.7	FAM	094	CW/CCW	Horário	<div>1171</div> <div></div> <div>APLICAÇÃO Application / Aplicación Pg. 270</div>	<div>1.01.1171.0</div> <table><tr><td>T</td><td>10</td></tr><tr><td>G</td><td>26.82</td></tr><tr><td>L</td><td>62</td></tr><tr><td>SPL</td><td>10</td></tr><tr><td>ID</td><td>12</td></tr><tr><td>D</td><td>54.5</td></tr><tr><td>FAM</td><td>100</td></tr><tr><td>CW/CCW</td><td>Horário</td></tr></table>	T	10	G	26.82	L	62	SPL	10	ID	12	D	54.5	FAM	100	CW/CCW	Horário	<div>1172</div> <div></div> <div>APLICAÇÃO Application / Aplicación Pg. 271</div>	<div>1.01.1172.0</div> <table><tr><td>T</td><td>11</td></tr><tr><td>G</td><td>28.8</td></tr><tr><td>L</td><td>54</td></tr><tr><td>SPL</td><td>10</td></tr><tr><td>ID</td><td>12</td></tr><tr><td>D</td><td>52.7</td></tr><tr><td>FAM</td><td>094</td></tr><tr><td>CW/CCW</td><td>Horário</td></tr></table>	T	11	G	28.8	L	54	SPL	10	ID	12	D	52.7	FAM	094	CW/CCW	Horário	<div>1174</div> <div></div> <div>APLICAÇÃO Application / Aplicación Pg. 271</div>	<div>1.01.1174.0</div> <table><tr><td>T</td><td>9</td></tr><tr><td>G</td><td>35.2</td></tr><tr><td>L</td><td>58.5</td></tr><tr><td>SPL</td><td>10</td></tr><tr><td>ID</td><td>12</td></tr><tr><td>D</td><td>54.5</td></tr><tr><td>FAM</td><td>094</td></tr><tr><td>CW/CCW</td><td>Horário</td></tr></table>	T	9	G	35.2	L	58.5	SPL	10	ID	12	D	54.5	FAM	094	CW/CCW	Horário
T	10																																																																						
G	38.8																																																																						
L	56																																																																						
SPL	10																																																																						
ID	12																																																																						
D	52.7																																																																						
FAM	094																																																																						
CW/CCW	Horário																																																																						
T	10																																																																						
G	26.82																																																																						
L	62																																																																						
SPL	10																																																																						
ID	12																																																																						
D	54.5																																																																						
FAM	100																																																																						
CW/CCW	Horário																																																																						
T	11																																																																						
G	28.8																																																																						
L	54																																																																						
SPL	10																																																																						
ID	12																																																																						
D	52.7																																																																						
FAM	094																																																																						
CW/CCW	Horário																																																																						
T	9																																																																						
G	35.2																																																																						
L	58.5																																																																						
SPL	10																																																																						
ID	12																																																																						
D	54.5																																																																						
FAM	094																																																																						
CW/CCW	Horário																																																																						
<div>1177</div> <div></div> <div>APLICAÇÃO Application / Aplicación Pg. 271</div>	<div>1.01.1177.0</div> <table><tr><td>T</td><td>9</td></tr><tr><td>G</td><td>25.8</td></tr><tr><td>L</td><td>90</td></tr><tr><td>SPL</td><td>16</td></tr><tr><td>ID</td><td>11</td></tr><tr><td>D</td><td>47.4</td></tr><tr><td>FAM</td><td>101</td></tr><tr><td>CW/CCW</td><td>Horário</td></tr></table>	T	9	G	25.8	L	90	SPL	16	ID	11	D	47.4	FAM	101	CW/CCW	Horário	<div>1184</div> <div></div> <div>APLICAÇÃO Application / Aplicación Pg. 271</div>	<div>1.01.0020.1</div> <table><tr><td>T</td><td>9</td></tr><tr><td>G</td><td>25.8</td></tr><tr><td>L</td><td>80.5</td></tr><tr><td>SPL</td><td>3</td></tr><tr><td>ID</td><td>12</td></tr><tr><td>D</td><td>46.2</td></tr><tr><td>FAM</td><td>020</td></tr><tr><td>CW/CCW</td><td>Horário</td></tr></table>	T	9	G	25.8	L	80.5	SPL	3	ID	12	D	46.2	FAM	020	CW/CCW	Horário	<div>1187</div> <div></div> <div>APLICAÇÃO Application / Aplicación Pg. 271</div>	<div>1.01.0287.1</div> <table><tr><td>T</td><td>9</td></tr><tr><td>G</td><td>25.8</td></tr><tr><td>L</td><td>55</td></tr><tr><td>SPL</td><td>9</td></tr><tr><td>ID</td><td>12</td></tr><tr><td>D</td><td>46.5</td></tr><tr><td>FAM</td><td>087</td></tr><tr><td>CW/CCW</td><td>Horário</td></tr></table>	T	9	G	25.8	L	55	SPL	9	ID	12	D	46.5	FAM	087	CW/CCW	Horário	<div>1188</div> <div></div> <div>APLICAÇÃO Application / Aplicación Pg. 271</div>	<div>1.01.0409.1</div> <table><tr><td>T</td><td>9</td></tr><tr><td>G</td><td>29.3</td></tr><tr><td>L</td><td>68.5</td></tr><tr><td>SPL</td><td>12</td></tr><tr><td>ID</td><td>12.1</td></tr><tr><td>D</td><td>46.5</td></tr><tr><td>FAM</td><td>083</td></tr><tr><td>CW/CCW</td><td>Horário</td></tr></table>	T	9	G	29.3	L	68.5	SPL	12	ID	12.1	D	46.5	FAM	083	CW/CCW	Horário
T	9																																																																						
G	25.8																																																																						
L	90																																																																						
SPL	16																																																																						
ID	11																																																																						
D	47.4																																																																						
FAM	101																																																																						
CW/CCW	Horário																																																																						
T	9																																																																						
G	25.8																																																																						
L	80.5																																																																						
SPL	3																																																																						
ID	12																																																																						
D	46.2																																																																						
FAM	020																																																																						
CW/CCW	Horário																																																																						
T	9																																																																						
G	25.8																																																																						
L	55																																																																						
SPL	9																																																																						
ID	12																																																																						
D	46.5																																																																						
FAM	087																																																																						
CW/CCW	Horário																																																																						
T	9																																																																						
G	29.3																																																																						
L	68.5																																																																						
SPL	12																																																																						
ID	12.1																																																																						
D	46.5																																																																						
FAM	083																																																																						
CW/CCW	Horário																																																																						
<div>1189</div> <div></div> <div>APLICAÇÃO Application / Aplicación Pg. 272</div>	<div>1.01.0433.1</div> <table><tr><td>T</td><td>9</td></tr><tr><td>G</td><td>25.8</td></tr><tr><td>L</td><td>68.5</td></tr><tr><td>SPL</td><td>3</td></tr><tr><td>ID</td><td>12</td></tr><tr><td>D</td><td>45.8</td></tr><tr><td>FAM</td><td>017</td></tr><tr><td>CW/CCW</td><td>Horário</td></tr></table>	T	9	G	25.8	L	68.5	SPL	3	ID	12	D	45.8	FAM	017	CW/CCW	Horário	<div>1192</div> <div></div> <div>APLICAÇÃO Application / Aplicación Pg. 272</div>	<div>1.01.0620.1</div> <table><tr><td>T</td><td>10</td></tr><tr><td>G</td><td>27.94</td></tr><tr><td>L</td><td>47</td></tr><tr><td>SPL</td><td>12</td></tr><tr><td>ID</td><td>12</td></tr><tr><td>D</td><td>46.5</td></tr><tr><td>FAM</td><td>115</td></tr><tr><td>CW/CCW</td><td>Horário</td></tr></table>	T	10	G	27.94	L	47	SPL	12	ID	12	D	46.5	FAM	115	CW/CCW	Horário	<div>1193</div> <div></div> <div>APLICAÇÃO Application / Aplicación Pg. 272</div>	<div>1.01.0623.1</div> <table><tr><td>T</td><td>9</td></tr><tr><td>G</td><td>30</td></tr><tr><td>L</td><td>47</td></tr><tr><td>SPL</td><td>12</td></tr><tr><td>ID</td><td>12</td></tr><tr><td>D</td><td>46.5</td></tr><tr><td>FAM</td><td>115</td></tr><tr><td>CW/CCW</td><td>Horário</td></tr></table>	T	9	G	30	L	47	SPL	12	ID	12	D	46.5	FAM	115	CW/CCW	Horário	<div>1194</div> <div></div> <div>APLICAÇÃO Application / Aplicación Pg. 272</div>	<div>1.01.0629.1</div> <table><tr><td>T</td><td>10</td></tr><tr><td>G</td><td>32</td></tr><tr><td>L</td><td>85</td></tr><tr><td>SPL</td><td>12</td></tr><tr><td>ID</td><td>14</td></tr><tr><td>D</td><td>60</td></tr><tr><td>FAM</td><td>029</td></tr><tr><td>CW/CCW</td><td>Horário</td></tr></table>	T	10	G	32	L	85	SPL	12	ID	14	D	60	FAM	029	CW/CCW	Horário
T	9																																																																						
G	25.8																																																																						
L	68.5																																																																						
SPL	3																																																																						
ID	12																																																																						
D	45.8																																																																						
FAM	017																																																																						
CW/CCW	Horário																																																																						
T	10																																																																						
G	27.94																																																																						
L	47																																																																						
SPL	12																																																																						
ID	12																																																																						
D	46.5																																																																						
FAM	115																																																																						
CW/CCW	Horário																																																																						
T	9																																																																						
G	30																																																																						
L	47																																																																						
SPL	12																																																																						
ID	12																																																																						
D	46.5																																																																						
FAM	115																																																																						
CW/CCW	Horário																																																																						
T	10																																																																						
G	32																																																																						
L	85																																																																						
SPL	12																																																																						
ID	14																																																																						
D	60																																																																						
FAM	029																																																																						
CW/CCW	Horário																																																																						
<div>1198</div> <div></div> <div>APLICAÇÃO Application / Aplicación Pg. 272</div>	<div>1.01.0652.1</div> <table><tr><td>T</td><td>9</td></tr><tr><td>G</td><td>29.64</td></tr><tr><td>L</td><td>85</td></tr><tr><td>SPL</td><td>12</td></tr><tr><td>ID</td><td>13</td></tr><tr><td>D</td><td>60</td></tr><tr><td>FAM</td><td>029</td></tr><tr><td>CW/CCW</td><td>Horário</td></tr></table>	T	9	G	29.64	L	85	SPL	12	ID	13	D	60	FAM	029	CW/CCW	Horário	<div>1199</div> <div></div> <div>APLICAÇÃO Application / Aplicación Pg. 273</div>	<div>1.01.0662.1</div> <table><tr><td>T</td><td>12</td></tr><tr><td>G</td><td>31.8</td></tr><tr><td>L</td><td>47</td></tr><tr><td>SPL</td><td>12</td></tr><tr><td>ID</td><td>12</td></tr><tr><td>D</td><td>46.5</td></tr><tr><td>FAM</td><td>115</td></tr><tr><td>CW/CCW</td><td>Horário</td></tr></table>	T	12	G	31.8	L	47	SPL	12	ID	12	D	46.5	FAM	115	CW/CCW	Horário	<div>1201</div> <div></div> <div>APLICAÇÃO Application / Aplicación Pg. 273</div>	<div>1.01.0750.1</div> <table><tr><td>T</td><td>-</td></tr><tr><td>G</td><td>-</td></tr><tr><td>L</td><td>52</td></tr><tr><td>SPL</td><td>-</td></tr><tr><td>CT</td><td>40</td></tr><tr><td>D</td><td>-</td></tr><tr><td>FAM</td><td>124</td></tr><tr><td>CW/CCW</td><td>Horário</td></tr></table>	T	-	G	-	L	52	SPL	-	CT	40	D	-	FAM	124	CW/CCW	Horário	<div>1206</div> <div></div> <div>APLICAÇÃO Application / Aplicación Pg. 273</div>	<div>1.01.0786.1</div> <table><tr><td>T</td><td>9</td></tr><tr><td>G</td><td>25.8</td></tr><tr><td>L</td><td>64</td></tr><tr><td>SPL</td><td>6</td></tr><tr><td>ID</td><td>11.5</td></tr><tr><td>D</td><td>46.5</td></tr><tr><td>FAM</td><td>038</td></tr><tr><td>CW/CCW</td><td>Horário</td></tr></table>	T	9	G	25.8	L	64	SPL	6	ID	11.5	D	46.5	FAM	038	CW/CCW	Horário
T	9																																																																						
G	29.64																																																																						
L	85																																																																						
SPL	12																																																																						
ID	13																																																																						
D	60																																																																						
FAM	029																																																																						
CW/CCW	Horário																																																																						
T	12																																																																						
G	31.8																																																																						
L	47																																																																						
SPL	12																																																																						
ID	12																																																																						
D	46.5																																																																						
FAM	115																																																																						
CW/CCW	Horário																																																																						
T	-																																																																						
G	-																																																																						
L	52																																																																						
SPL	-																																																																						
CT	40																																																																						
D	-																																																																						
FAM	124																																																																						
CW/CCW	Horário																																																																						
T	9																																																																						
G	25.8																																																																						
L	64																																																																						
SPL	6																																																																						
ID	11.5																																																																						
D	46.5																																																																						
FAM	038																																																																						
CW/CCW	Horário																																																																						

T	G	L	SPL	ID	CT	D	FAM	CW/CCW
Nº de Dentes # Of Pinon Teeth # De Los Dientes Del Pinón	Ø Externo (mm) Pinon O.D. Piñon - Ø Externa	Comprimento Total (mm) Length Largo	Nº de Estrias # Of Splines # De Estriás	Ø da Bucha (mm) Pinon I.D. Pinón - Ø Interna	Nº Dentes Coroa # Barrel Gear Teeth # Dientes de la Corona	Ø da Capa (mm) Drive O.D. Ø Externa	Família Family Familia	Horário/Anti Horário Clockwise/Counter Clockwise Horario/Antihorario

<div>1207</div> <div></div> <div>APLICAÇÃO Application / Aplicación Pg. 273</div>	<div>1.01.0793.1</div> <table><tr><td>T</td><td>-</td></tr><tr><td>G</td><td>-</td></tr><tr><td>L</td><td>50</td></tr><tr><td>SPL</td><td>-</td></tr><tr><td>CT</td><td>41</td></tr><tr><td>D</td><td>-</td></tr><tr><td>FAM</td><td>122</td></tr><tr><td>CW/CCW</td><td>Anti-horário</td></tr></table>	T	-	G	-	L	50	SPL	-	CT	41	D	-	FAM	122	CW/CCW	Anti-horário	<div>1208</div> <div></div> <div>APLICAÇÃO Application / Aplicación Pg. 273</div>	<div>1.01.0824.1</div> <table><tr><td>T</td><td>10</td></tr><tr><td>G</td><td>26.82</td></tr><tr><td>L</td><td>47</td></tr><tr><td>SPL</td><td>12</td></tr><tr><td>ID</td><td>12</td></tr><tr><td>D</td><td>46.5</td></tr><tr><td>FAM</td><td>115</td></tr><tr><td>CW/CCW</td><td>Horário</td></tr></table>	T	10	G	26.82	L	47	SPL	12	ID	12	D	46.5	FAM	115	CW/CCW	Horário	<div>1209</div> <div></div> <div>APLICAÇÃO Application / Aplicación Pg. 273</div>	<div>1.01.0833.1</div> <table><tr><td>T</td><td>10</td></tr><tr><td>G</td><td>27.94</td></tr><tr><td>L</td><td>51.5</td></tr><tr><td>SPL</td><td>10</td></tr><tr><td>ID</td><td>12</td></tr><tr><td>D</td><td>46.5</td></tr><tr><td>FAM</td><td>086</td></tr><tr><td>CW/CCW</td><td>Horário</td></tr></table>	T	10	G	27.94	L	51.5	SPL	10	ID	12	D	46.5	FAM	086	CW/CCW	Horário	<div>1211</div> <div></div> <div>APLICAÇÃO Application / Aplicación Pg. 274</div>	<div>1.01.0883.1</div> <table><tr><td>T</td><td>-</td></tr><tr><td>G</td><td>-</td></tr><tr><td>L</td><td>80.5</td></tr><tr><td>SPL</td><td>10</td></tr><tr><td>CT</td><td>40</td></tr><tr><td>D</td><td>-</td></tr><tr><td>FAM</td><td>121</td></tr><tr><td>CW/CCW</td><td>Anti-horário</td></tr></table>	T	-	G	-	L	80.5	SPL	10	CT	40	D	-	FAM	121	CW/CCW	Anti-horário
T	-																																																																						
G	-																																																																						
L	50																																																																						
SPL	-																																																																						
CT	41																																																																						
D	-																																																																						
FAM	122																																																																						
CW/CCW	Anti-horário																																																																						
T	10																																																																						
G	26.82																																																																						
L	47																																																																						
SPL	12																																																																						
ID	12																																																																						
D	46.5																																																																						
FAM	115																																																																						
CW/CCW	Horário																																																																						
T	10																																																																						
G	27.94																																																																						
L	51.5																																																																						
SPL	10																																																																						
ID	12																																																																						
D	46.5																																																																						
FAM	086																																																																						
CW/CCW	Horário																																																																						
T	-																																																																						
G	-																																																																						
L	80.5																																																																						
SPL	10																																																																						
CT	40																																																																						
D	-																																																																						
FAM	121																																																																						
CW/CCW	Anti-horário																																																																						
<div>1212</div> <div></div> <div>APLICAÇÃO Application / Aplicación Pg. 274</div>	<div>1.01.0884.1</div> <table><tr><td>T</td><td>-</td></tr><tr><td>G</td><td>-</td></tr><tr><td>L</td><td>80.5</td></tr><tr><td>SPL</td><td>10</td></tr><tr><td>CT</td><td>40</td></tr><tr><td>D</td><td>-</td></tr><tr><td>FAM</td><td>121</td></tr><tr><td>CW/CCW</td><td>Horário</td></tr></table>	T	-	G	-	L	80.5	SPL	10	CT	40	D	-	FAM	121	CW/CCW	Horário	<div>1213</div> <div></div> <div>APLICAÇÃO Application / Aplicación Pg. 274</div>	<div>1.01.0885.1</div> <table><tr><td>T</td><td>-</td></tr><tr><td>G</td><td>-</td></tr><tr><td>L</td><td>52</td></tr><tr><td>SPL</td><td>10</td></tr><tr><td>CT</td><td>40</td></tr><tr><td>D</td><td>-</td></tr><tr><td>FAM</td><td>121</td></tr><tr><td>CW/CCW</td><td>Anti-horário</td></tr></table>	T	-	G	-	L	52	SPL	10	CT	40	D	-	FAM	121	CW/CCW	Anti-horário	<div>1215</div> <div></div> <div>APLICAÇÃO Application / Aplicación Pg. 274</div>	<div>1.01.0921.1</div> <table><tr><td>T</td><td>-</td></tr><tr><td>G</td><td>-</td></tr><tr><td>L</td><td>64</td></tr><tr><td>SPL</td><td>-</td></tr><tr><td>CT</td><td>40</td></tr><tr><td>D</td><td>-</td></tr><tr><td>FAM</td><td>124</td></tr><tr><td>CW/CCW</td><td>Horário</td></tr></table>	T	-	G	-	L	64	SPL	-	CT	40	D	-	FAM	124	CW/CCW	Horário	<div>1217</div> <div></div> <div>APLICAÇÃO Application / Aplicación Pg. 274</div>	<div>1.01.0941.1</div> <table><tr><td>T</td><td>9</td></tr><tr><td>G</td><td>37.18</td></tr><tr><td>L</td><td>59.5</td></tr><tr><td>SPL</td><td>12</td></tr><tr><td>ID</td><td>12</td></tr><tr><td>D</td><td>48.7</td></tr><tr><td>FAM</td><td>115</td></tr><tr><td>CW/CCW</td><td>Horário</td></tr></table>	T	9	G	37.18	L	59.5	SPL	12	ID	12	D	48.7	FAM	115	CW/CCW	Horário
T	-																																																																						
G	-																																																																						
L	80.5																																																																						
SPL	10																																																																						
CT	40																																																																						
D	-																																																																						
FAM	121																																																																						
CW/CCW	Horário																																																																						
T	-																																																																						
G	-																																																																						
L	52																																																																						
SPL	10																																																																						
CT	40																																																																						
D	-																																																																						
FAM	121																																																																						
CW/CCW	Anti-horário																																																																						
T	-																																																																						
G	-																																																																						
L	64																																																																						
SPL	-																																																																						
CT	40																																																																						
D	-																																																																						
FAM	124																																																																						
CW/CCW	Horário																																																																						
T	9																																																																						
G	37.18																																																																						
L	59.5																																																																						
SPL	12																																																																						
ID	12																																																																						
D	48.7																																																																						
FAM	115																																																																						
CW/CCW	Horário																																																																						
<div>1221</div> <div></div> <div>APLICAÇÃO Application / Aplicación Pg. 274</div>	<div>1.01.1014.1</div> <table><tr><td>T</td><td>-</td></tr><tr><td>G</td><td>-</td></tr><tr><td>L</td><td>52.4</td></tr><tr><td>SPL</td><td>10</td></tr><tr><td>CT</td><td>40</td></tr><tr><td>D</td><td>-</td></tr><tr><td>FAM</td><td>120</td></tr><tr><td>CW/CCW</td><td>Horário</td></tr></table>	T	-	G	-	L	52.4	SPL	10	CT	40	D	-	FAM	120	CW/CCW	Horário	<div>1222</div> <div></div> <div>APLICAÇÃO Application / Aplicación Pg. 275</div>	<div>1.01.1078.1</div> <table><tr><td>T</td><td>10</td></tr><tr><td>G</td><td>27.94</td></tr><tr><td>L</td><td>90</td></tr><tr><td>SPL</td><td>16</td></tr><tr><td>ID</td><td>11</td></tr><tr><td>D</td><td>46.5</td></tr><tr><td>FAM</td><td>101</td></tr><tr><td>CW/CCW</td><td>Anti-horário</td></tr></table>	T	10	G	27.94	L	90	SPL	16	ID	11	D	46.5	FAM	101	CW/CCW	Anti-horário	<div>1223</div> <div></div> <div>APLICAÇÃO Application / Aplicación Pg. 275</div>	<div>1.01.1080.1</div> <table><tr><td>T</td><td>9</td></tr><tr><td>G</td><td>25.8</td></tr><tr><td>L</td><td>80.5</td></tr><tr><td>SPL</td><td>16</td></tr><tr><td>ID</td><td>11</td></tr><tr><td>D</td><td>46.5</td></tr><tr><td>FAM</td><td>079</td></tr><tr><td>CW/CCW</td><td>Horário</td></tr></table>	T	9	G	25.8	L	80.5	SPL	16	ID	11	D	46.5	FAM	079	CW/CCW	Horário	<div>1224</div> <div></div> <div>APLICAÇÃO Application / Aplicación Pg. 275</div>	<div>1.01.0620.2</div> <table><tr><td>T</td><td>10</td></tr><tr><td>G</td><td>27.9</td></tr><tr><td>L</td><td>46.6</td></tr><tr><td>SPL</td><td>12</td></tr><tr><td>ID</td><td>12</td></tr><tr><td>D</td><td>45.3</td></tr><tr><td>FAM</td><td>115</td></tr><tr><td>CW/CCW</td><td>Horário</td></tr></table>	T	10	G	27.9	L	46.6	SPL	12	ID	12	D	45.3	FAM	115	CW/CCW	Horário
T	-																																																																						
G	-																																																																						
L	52.4																																																																						
SPL	10																																																																						
CT	40																																																																						
D	-																																																																						
FAM	120																																																																						
CW/CCW	Horário																																																																						
T	10																																																																						
G	27.94																																																																						
L	90																																																																						
SPL	16																																																																						
ID	11																																																																						
D	46.5																																																																						
FAM	101																																																																						
CW/CCW	Anti-horário																																																																						
T	9																																																																						
G	25.8																																																																						
L	80.5																																																																						
SPL	16																																																																						
ID	11																																																																						
D	46.5																																																																						
FAM	079																																																																						
CW/CCW	Horário																																																																						
T	10																																																																						
G	27.9																																																																						
L	46.6																																																																						
SPL	12																																																																						
ID	12																																																																						
D	45.3																																																																						
FAM	115																																																																						
CW/CCW	Horário																																																																						
<div>1225</div> <div></div> <div>APLICAÇÃO Application / Aplicación Pg. 275</div>	<div>1.01.0623.2</div> <table><tr><td>T</td><td>9</td></tr><tr><td>G</td><td>30</td></tr><tr><td>L</td><td>46.5</td></tr><tr><td>SPL</td><td>12</td></tr><tr><td>ID</td><td>12</td></tr><tr><td>D</td><td>45.3</td></tr><tr><td>FAM</td><td>115</td></tr><tr><td>CW/CCW</td><td>Horário</td></tr></table>	T	9	G	30	L	46.5	SPL	12	ID	12	D	45.3	FAM	115	CW/CCW	Horário	<div>1226</div> <div></div> <div>APLICAÇÃO Application / Aplicación Pg. 275</div>	<div>1.01.0662.2</div> <table><tr><td>T</td><td>12</td></tr><tr><td>G</td><td>31.8</td></tr><tr><td>L</td><td>46.5</td></tr><tr><td>SPL</td><td>12</td></tr><tr><td>ID</td><td>12</td></tr><tr><td>D</td><td>45.3</td></tr><tr><td>FAM</td><td>115</td></tr><tr><td>CW/CCW</td><td>Horário</td></tr></table>	T	12	G	31.8	L	46.5	SPL	12	ID	12	D	45.3	FAM	115	CW/CCW	Horário	<div>1227</div> <div></div> <div>APLICAÇÃO Application / Aplicación Pg. 276</div>	<div>1.01.0786.2</div> <table><tr><td>T</td><td>9</td></tr><tr><td>G</td><td>25.8</td></tr><tr><td>L</td><td>64</td></tr><tr><td>SPL</td><td>6</td></tr><tr><td>ID</td><td>11.5</td></tr><tr><td>D</td><td>46.5</td></tr><tr><td>FAM</td><td>038</td></tr><tr><td>CW/CCW</td><td>Horário</td></tr></table>	T	9	G	25.8	L	64	SPL	6	ID	11.5	D	46.5	FAM	038	CW/CCW	Horário	<div>1228</div> <div></div> <div>APLICAÇÃO Application / Aplicación Pg. 276</div>	<div>1.01.0824.2</div> <table><tr><td>T</td><td>10</td></tr><tr><td>G</td><td>26.82</td></tr><tr><td>L</td><td>46.5</td></tr><tr><td>SPL</td><td>12</td></tr><tr><td>ID</td><td>12</td></tr><tr><td>D</td><td>45.3</td></tr><tr><td>FAM</td><td>115</td></tr><tr><td>CW/CCW</td><td>Horário</td></tr></table>	T	10	G	26.82	L	46.5	SPL	12	ID	12	D	45.3	FAM	115	CW/CCW	Horário
T	9																																																																						
G	30																																																																						
L	46.5																																																																						
SPL	12																																																																						
ID	12																																																																						
D	45.3																																																																						
FAM	115																																																																						
CW/CCW	Horário																																																																						
T	12																																																																						
G	31.8																																																																						
L	46.5																																																																						
SPL	12																																																																						
ID	12																																																																						
D	45.3																																																																						
FAM	115																																																																						
CW/CCW	Horário																																																																						
T	9																																																																						
G	25.8																																																																						
L	64																																																																						
SPL	6																																																																						
ID	11.5																																																																						
D	46.5																																																																						
FAM	038																																																																						
CW/CCW	Horário																																																																						
T	10																																																																						
G	26.82																																																																						
L	46.5																																																																						
SPL	12																																																																						
ID	12																																																																						
D	45.3																																																																						
FAM	115																																																																						
CW/CCW	Horário																																																																						

T	G	L	SPL	ID	CT	D	FAM	CW/CCW
Nº de Dentes # Of Pinon Teeth # De Los Dientes Del Pinón	Ø Externo (mm) Pinon O.D. Piñon - Ø Externa	Comprimento Total (mm) Length Largo	Nº de Estrias # Of Splines # De Estriás	Ø da Bucha (mm) Pinon I.D. Pinón - Ø Interna	Nº Dentes Coroa # Barrel Gear Teeth # Dientes de la Corona	Ø da Capa (mm) Drive O.D. Ø Externa	Família Family Familia	Horário/Anti Horário Clockwise/Counter Clockwise Horario/Antihorario

<div>1351</div> <div></div> <div>APLICAÇÃO Application / Aplicación Pg. 276</div>	<div>1.01.0968.3</div> <table><tr><td>T</td><td>10</td></tr><tr><td>G</td><td>32.18</td></tr><tr><td>L</td><td>106</td></tr><tr><td>SPL</td><td>3</td></tr><tr><td>ID</td><td>14.3</td></tr><tr><td>D</td><td>59.9</td></tr><tr><td>FAM</td><td>020</td></tr><tr><td>CW/CCW</td><td>Horário</td></tr></table>	T	10	G	32.18	L	106	SPL	3	ID	14.3	D	59.9	FAM	020	CW/CCW	Horário	<div>1458</div> <div></div> <div>APLICAÇÃO Application / Aplicación Pg. 276</div>	<div>1.01.1458.0</div> <table><tr><td>T</td><td>11</td></tr><tr><td>G</td><td>30.04</td></tr><tr><td>L</td><td>54.5</td></tr><tr><td>SPL</td><td>10</td></tr><tr><td>ID</td><td>12</td></tr><tr><td>D</td><td>54.5</td></tr><tr><td>FAM</td><td>085</td></tr><tr><td>CW/CCW</td><td>Horário</td></tr></table>	T	11	G	30.04	L	54.5	SPL	10	ID	12	D	54.5	FAM	085	CW/CCW	Horário	<div>1467</div> <div></div> <div>APLICAÇÃO Application / Aplicación Pg. 276</div>	<div>1.01.1467.0</div> <table><tr><td>T</td><td>8</td></tr><tr><td>G</td><td>27.2</td></tr><tr><td>L</td><td>66.5</td></tr><tr><td>SPL</td><td>10</td></tr><tr><td>ID</td><td>12</td></tr><tr><td>D</td><td>47.4</td></tr><tr><td>FAM</td><td>106</td></tr><tr><td>CW/CCW</td><td>Anti-horário</td></tr></table>	T	8	G	27.2	L	66.5	SPL	10	ID	12	D	47.4	FAM	106	CW/CCW	Anti-horário	<div>1468</div> <div></div> <div>APLICAÇÃO Application / Aplicación Pg. 276</div>	<div>1.01.1468.0</div> <table><tr><td>T</td><td>9</td></tr><tr><td>G</td><td>25.8</td></tr><tr><td>L</td><td>90</td></tr><tr><td>SPL</td><td>16</td></tr><tr><td>ID</td><td>11</td></tr><tr><td>D</td><td>47.4</td></tr><tr><td>FAM</td><td>101</td></tr><tr><td>CW/CCW</td><td>Anti-horário</td></tr></table>	T	9	G	25.8	L	90	SPL	16	ID	11	D	47.4	FAM	101	CW/CCW	Anti-horário
T	10																																																																						
G	32.18																																																																						
L	106																																																																						
SPL	3																																																																						
ID	14.3																																																																						
D	59.9																																																																						
FAM	020																																																																						
CW/CCW	Horário																																																																						
T	11																																																																						
G	30.04																																																																						
L	54.5																																																																						
SPL	10																																																																						
ID	12																																																																						
D	54.5																																																																						
FAM	085																																																																						
CW/CCW	Horário																																																																						
T	8																																																																						
G	27.2																																																																						
L	66.5																																																																						
SPL	10																																																																						
ID	12																																																																						
D	47.4																																																																						
FAM	106																																																																						
CW/CCW	Anti-horário																																																																						
T	9																																																																						
G	25.8																																																																						
L	90																																																																						
SPL	16																																																																						
ID	11																																																																						
D	47.4																																																																						
FAM	101																																																																						
CW/CCW	Anti-horário																																																																						
<div>1469</div> <div></div> <div>APLICAÇÃO Application / Aplicación Pg. 276</div>	<div>1.01.1469.0</div> <table><tr><td>T</td><td>10</td></tr><tr><td>G</td><td>27.94</td></tr><tr><td>L</td><td>49</td></tr><tr><td>SPL</td><td>10</td></tr><tr><td>ID</td><td>12</td></tr><tr><td>D</td><td>46.5</td></tr><tr><td>FAM</td><td>094</td></tr><tr><td>CW/CCW</td><td>Horário</td></tr></table>	T	10	G	27.94	L	49	SPL	10	ID	12	D	46.5	FAM	094	CW/CCW	Horário	<div>1470</div> <div></div> <div>APLICAÇÃO Application / Aplicación Pg. 277</div>	<div>1.01.1470.0</div> <table><tr><td>T</td><td>10</td></tr><tr><td>G</td><td>33.02</td></tr><tr><td>L</td><td>58.5</td></tr><tr><td>SPL</td><td>10</td></tr><tr><td>ID</td><td>12</td></tr><tr><td>D</td><td>46.5</td></tr><tr><td>FAM</td><td>100</td></tr><tr><td>CW/CCW</td><td>Horário</td></tr></table>	T	10	G	33.02	L	58.5	SPL	10	ID	12	D	46.5	FAM	100	CW/CCW	Horário	<div>1471</div> <div></div> <div>APLICAÇÃO Application / Aplicación Pg. 277</div>	<div>1.01.1471.0</div> <table><tr><td>T</td><td>9</td></tr><tr><td>G</td><td>25.8</td></tr><tr><td>L</td><td>53.5</td></tr><tr><td>SPL</td><td>10</td></tr><tr><td>ID</td><td>12</td></tr><tr><td>D</td><td>46.5</td></tr><tr><td>FAM</td><td>100</td></tr><tr><td>CW/CCW</td><td>Horário</td></tr></table>	T	9	G	25.8	L	53.5	SPL	10	ID	12	D	46.5	FAM	100	CW/CCW	Horário	<div>1474</div> <div></div> <div>APLICAÇÃO Application / Aplicación Pg. 277</div>	<div>1.01.1474.0</div> <table><tr><td>T</td><td>9</td></tr><tr><td>G</td><td>25.8</td></tr><tr><td>L</td><td>58.5</td></tr><tr><td>SPL</td><td>10</td></tr><tr><td>ID</td><td>12</td></tr><tr><td>D</td><td>46.5</td></tr><tr><td>FAM</td><td>094</td></tr><tr><td>CW/CCW</td><td>Horário</td></tr></table>	T	9	G	25.8	L	58.5	SPL	10	ID	12	D	46.5	FAM	094	CW/CCW	Horário
T	10																																																																						
G	27.94																																																																						
L	49																																																																						
SPL	10																																																																						
ID	12																																																																						
D	46.5																																																																						
FAM	094																																																																						
CW/CCW	Horário																																																																						
T	10																																																																						
G	33.02																																																																						
L	58.5																																																																						
SPL	10																																																																						
ID	12																																																																						
D	46.5																																																																						
FAM	100																																																																						
CW/CCW	Horário																																																																						
T	9																																																																						
G	25.8																																																																						
L	53.5																																																																						
SPL	10																																																																						
ID	12																																																																						
D	46.5																																																																						
FAM	100																																																																						
CW/CCW	Horário																																																																						
T	9																																																																						
G	25.8																																																																						
L	58.5																																																																						
SPL	10																																																																						
ID	12																																																																						
D	46.5																																																																						
FAM	094																																																																						
CW/CCW	Horário																																																																						
<div>1482</div> <div></div> <div>APLICAÇÃO Application / Aplicación Pg. 277</div>	<div>1.01.1482.0</div> <table><tr><td>T</td><td>9</td></tr><tr><td>G</td><td>29.6</td></tr><tr><td>L</td><td>47</td></tr><tr><td>SPL</td><td>6</td></tr><tr><td>ID</td><td>12</td></tr><tr><td>D</td><td>46.5</td></tr><tr><td>FAM</td><td>034</td></tr><tr><td>CW/CCW</td><td>Horário</td></tr></table>	T	9	G	29.6	L	47	SPL	6	ID	12	D	46.5	FAM	034	CW/CCW	Horário	<div>1484</div> <div></div> <div>APLICAÇÃO Application / Aplicación Pg. 277</div>	<div>1.01.1484.0</div> <table><tr><td>T</td><td>9</td></tr><tr><td>G</td><td>25.8</td></tr><tr><td>L</td><td>60</td></tr><tr><td>SPL</td><td>6</td></tr><tr><td>ID</td><td>11.5</td></tr><tr><td>D</td><td>46.5</td></tr><tr><td>FAM</td><td>047</td></tr><tr><td>CW/CCW</td><td>Horário</td></tr></table>	T	9	G	25.8	L	60	SPL	6	ID	11.5	D	46.5	FAM	047	CW/CCW	Horário	<div>1485</div> <div></div> <div>APLICAÇÃO Application / Aplicación Pg. 277</div>	<div>1.01.1485.0</div> <table><tr><td>T</td><td>10</td></tr><tr><td>G</td><td>27.94</td></tr><tr><td>L</td><td>70</td></tr><tr><td>SPL</td><td>16</td></tr><tr><td>ID</td><td>12</td></tr><tr><td>D</td><td>50.5</td></tr><tr><td>FAM</td><td>079</td></tr><tr><td>CW/CCW</td><td>Horário</td></tr></table>	T	10	G	27.94	L	70	SPL	16	ID	12	D	50.5	FAM	079	CW/CCW	Horário	<div>1486</div> <div></div> <div>APLICAÇÃO Application / Aplicación Pg. 278</div>	<div>1.01.1486.0</div> <table><tr><td>T</td><td>9</td></tr><tr><td>G</td><td>29.64</td></tr><tr><td>L</td><td>59</td></tr><tr><td>SPL</td><td>10</td></tr><tr><td>ID</td><td>12</td></tr><tr><td>D</td><td>46.5</td></tr><tr><td>FAM</td><td>084</td></tr><tr><td>CW/CCW</td><td>Horário</td></tr></table>	T	9	G	29.64	L	59	SPL	10	ID	12	D	46.5	FAM	084	CW/CCW	Horário
T	9																																																																						
G	29.6																																																																						
L	47																																																																						
SPL	6																																																																						
ID	12																																																																						
D	46.5																																																																						
FAM	034																																																																						
CW/CCW	Horário																																																																						
T	9																																																																						
G	25.8																																																																						
L	60																																																																						
SPL	6																																																																						
ID	11.5																																																																						
D	46.5																																																																						
FAM	047																																																																						
CW/CCW	Horário																																																																						
T	10																																																																						
G	27.94																																																																						
L	70																																																																						
SPL	16																																																																						
ID	12																																																																						
D	50.5																																																																						
FAM	079																																																																						
CW/CCW	Horário																																																																						
T	9																																																																						
G	29.64																																																																						
L	59																																																																						
SPL	10																																																																						
ID	12																																																																						
D	46.5																																																																						
FAM	084																																																																						
CW/CCW	Horário																																																																						
<div>1487</div> <div></div> <div>APLICAÇÃO Application / Aplicación Pg. 278</div>	<div>1.01.1487.0</div> <table><tr><td>T</td><td>13</td></tr><tr><td>G</td><td>39.5</td></tr><tr><td>L</td><td>59</td></tr><tr><td>SPL</td><td>10</td></tr><tr><td>ID</td><td>12</td></tr><tr><td>D</td><td>54.5</td></tr><tr><td>FAM</td><td>100</td></tr><tr><td>CW/CCW</td><td>Horário</td></tr></table>	T	13	G	39.5	L	59	SPL	10	ID	12	D	54.5	FAM	100	CW/CCW	Horário	<div>1496</div> <div></div> <div>APLICAÇÃO Application / Aplicación Pg. 278</div>	<div>1.01.1496.0</div> <table><tr><td>T</td><td>9</td></tr><tr><td>G</td><td>25.8</td></tr><tr><td>L</td><td>84.5</td></tr><tr><td>SPL</td><td>12</td></tr><tr><td>ID</td><td>12.06</td></tr><tr><td>D</td><td>46.5</td></tr><tr><td>FAM</td><td>047</td></tr><tr><td>CW/CCW</td><td>Anti-horário</td></tr></table>	T	9	G	25.8	L	84.5	SPL	12	ID	12.06	D	46.5	FAM	047	CW/CCW	Anti-horário	<div>1504</div> <div></div> <div>APLICAÇÃO Application / Aplicación Pg. 278</div>	<div>1.01.1504.0</div> <table><tr><td>T</td><td>9</td></tr><tr><td>G</td><td>25.8</td></tr><tr><td>L</td><td>52</td></tr><tr><td>SPL</td><td>12</td></tr><tr><td>ID</td><td>12.1</td></tr><tr><td>D</td><td>46.5</td></tr><tr><td>FAM</td><td>047</td></tr><tr><td>CW/CCW</td><td>Horário</td></tr></table>	T	9	G	25.8	L	52	SPL	12	ID	12.1	D	46.5	FAM	047	CW/CCW	Horário	<div>1509</div> <div></div> <div>APLICAÇÃO Application / Aplicación Pg. 278</div>	<div>1.01.1509.0</div> <table><tr><td>T</td><td>8</td></tr><tr><td>G</td><td>28.2</td></tr><tr><td>L</td><td>52</td></tr><tr><td>SPL</td><td>12</td></tr><tr><td>ID</td><td>12.1</td></tr><tr><td>D</td><td>43.5</td></tr><tr><td>FAM</td><td>047</td></tr><tr><td>CW/CCW</td><td>Horário</td></tr></table>	T	8	G	28.2	L	52	SPL	12	ID	12.1	D	43.5	FAM	047	CW/CCW	Horário
T	13																																																																						
G	39.5																																																																						
L	59																																																																						
SPL	10																																																																						
ID	12																																																																						
D	54.5																																																																						
FAM	100																																																																						
CW/CCW	Horário																																																																						
T	9																																																																						
G	25.8																																																																						
L	84.5																																																																						
SPL	12																																																																						
ID	12.06																																																																						
D	46.5																																																																						
FAM	047																																																																						
CW/CCW	Anti-horário																																																																						
T	9																																																																						
G	25.8																																																																						
L	52																																																																						
SPL	12																																																																						
ID	12.1																																																																						
D	46.5																																																																						
FAM	047																																																																						
CW/CCW	Horário																																																																						
T	8																																																																						
G	28.2																																																																						
L	52																																																																						
SPL	12																																																																						
ID	12.1																																																																						
D	43.5																																																																						
FAM	047																																																																						
CW/CCW	Horário																																																																						

T	G	L	SPL	ID	CT	D	FAM	CW/CCW
Nº de Dentes # Of Pinon Teeth # De Los Dientes Del Pinón	ø Externo (mm) Pinon O.D. Piñon - ø Externa	Comprimento Total (mm) Length Largo	Nº de Estrias # Of Splines # De Estriás	ø da Bucha (mm) Pinon I.D. Pinón - ø Interna	Nº Dentes Coroa # Barrel Gear Teeth # Dientes de la Corona	ø da Capa (mm) Drive O.D. ø Externa	Família Family Familia	Horário/Anti Horário Clockwise/Counter Clockwise Horario/Antihorario

<div>1516</div> <div></div> <div>APLICAÇÃO Application / Aplicación Pg. 278</div>	<div>1.01.1516.0</div> <table><tr><td>T</td><td>10</td></tr><tr><td>G</td><td>32.1</td></tr><tr><td>L</td><td>90.5</td></tr><tr><td>SPL</td><td>12</td></tr><tr><td>ID</td><td>14.26</td></tr><tr><td>D</td><td>60</td></tr><tr><td>FAM</td><td>039</td></tr><tr><td>CW/CCW</td><td>Horário</td></tr></table>	T	10	G	32.1	L	90.5	SPL	12	ID	14.26	D	60	FAM	039	CW/CCW	Horário	<div>1518</div> <div></div> <div>APLICAÇÃO Application / Aplicación Pg. 278</div>	<div>1.01.1518.0</div> <table><tr><td>T</td><td>9</td></tr><tr><td>G</td><td>25.8</td></tr><tr><td>L</td><td>62.5</td></tr><tr><td>SPL</td><td>12</td></tr><tr><td>ID</td><td>12</td></tr><tr><td>D</td><td>60</td></tr><tr><td>FAM</td><td>033</td></tr><tr><td>CW/CCW</td><td>Horário</td></tr></table>	T	9	G	25.8	L	62.5	SPL	12	ID	12	D	60	FAM	033	CW/CCW	Horário	<div>1532</div> <div></div> <div>APLICAÇÃO Application / Aplicación Pg. 279</div>	<div>1.01.1532.0</div> <table><tr><td>T</td><td>8</td></tr><tr><td>G</td><td>28</td></tr><tr><td>L</td><td>61.5</td></tr><tr><td>SPL</td><td>10</td></tr><tr><td>ID</td><td>12.51</td></tr><tr><td>D</td><td>46.5</td></tr><tr><td>FAM</td><td>117</td></tr><tr><td>CW/CCW</td><td>Anti-horário</td></tr></table>	T	8	G	28	L	61.5	SPL	10	ID	12.51	D	46.5	FAM	117	CW/CCW	Anti-horário	<div>1533</div> <div></div> <div>APLICAÇÃO Application / Aplicación Pg. 279</div>	<div>1.01.1533.0</div> <table><tr><td>T</td><td>9</td></tr><tr><td>G</td><td>24.5</td></tr><tr><td>L</td><td>41.15</td></tr><tr><td>SPL</td><td>10</td></tr><tr><td>ID</td><td>11</td></tr><tr><td>D</td><td>46</td></tr><tr><td>FAM</td><td>089</td></tr><tr><td>CW/CCW</td><td>Horário</td></tr></table>	T	9	G	24.5	L	41.15	SPL	10	ID	11	D	46	FAM	089	CW/CCW	Horário
T	10																																																																						
G	32.1																																																																						
L	90.5																																																																						
SPL	12																																																																						
ID	14.26																																																																						
D	60																																																																						
FAM	039																																																																						
CW/CCW	Horário																																																																						
T	9																																																																						
G	25.8																																																																						
L	62.5																																																																						
SPL	12																																																																						
ID	12																																																																						
D	60																																																																						
FAM	033																																																																						
CW/CCW	Horário																																																																						
T	8																																																																						
G	28																																																																						
L	61.5																																																																						
SPL	10																																																																						
ID	12.51																																																																						
D	46.5																																																																						
FAM	117																																																																						
CW/CCW	Anti-horário																																																																						
T	9																																																																						
G	24.5																																																																						
L	41.15																																																																						
SPL	10																																																																						
ID	11																																																																						
D	46																																																																						
FAM	089																																																																						
CW/CCW	Horário																																																																						
<div>1534</div> <div></div> <div>APLICAÇÃO Application / Aplicación Pg. 279</div>	<div>1.01.1534.0</div> <table><tr><td>T</td><td>9</td></tr><tr><td>G</td><td>25.8</td></tr><tr><td>L</td><td>75</td></tr><tr><td>SPL</td><td>10</td></tr><tr><td>ID</td><td>10</td></tr><tr><td>D</td><td>46</td></tr><tr><td>FAM</td><td>109</td></tr><tr><td>CW/CCW</td><td>Anti-horário</td></tr></table>	T	9	G	25.8	L	75	SPL	10	ID	10	D	46	FAM	109	CW/CCW	Anti-horário	<div>1538</div> <div></div> <div>APLICAÇÃO Application / Aplicación Pg. 279</div>	<div>1.01.1538.0</div> <table><tr><td>T</td><td>10</td></tr><tr><td>G</td><td>33</td></tr><tr><td>L</td><td>64</td></tr><tr><td>SPL</td><td>8</td></tr><tr><td>ID</td><td>12</td></tr><tr><td>D</td><td>46.5</td></tr><tr><td>FAM</td><td>110</td></tr><tr><td>CW/CCW</td><td>Horário</td></tr></table>	T	10	G	33	L	64	SPL	8	ID	12	D	46.5	FAM	110	CW/CCW	Horário	<div>1539</div> <div></div> <div>APLICAÇÃO Application / Aplicación Pg. 279</div>	<div>1.01.1539.0</div> <table><tr><td>T</td><td>12</td></tr><tr><td>G</td><td>37.6</td></tr><tr><td>L</td><td>46.5</td></tr><tr><td>SPL</td><td>12</td></tr><tr><td>ID</td><td>12</td></tr><tr><td>D</td><td>45.3</td></tr><tr><td>FAM</td><td>115</td></tr><tr><td>CW/CCW</td><td>Anti-horário</td></tr></table>	T	12	G	37.6	L	46.5	SPL	12	ID	12	D	45.3	FAM	115	CW/CCW	Anti-horário	<div>1545</div> <div></div> <div>APLICAÇÃO Application / Aplicación Pg. 279</div>	<div>1.01.1545.0</div> <table><tr><td>T</td><td>8</td></tr><tr><td>G</td><td>27.2</td></tr><tr><td>L</td><td>48</td></tr><tr><td>SPL</td><td>10</td></tr><tr><td>ID</td><td>11</td></tr><tr><td>D</td><td>47.4</td></tr><tr><td>FAM</td><td>074</td></tr><tr><td>CW/CCW</td><td>Horário</td></tr></table>	T	8	G	27.2	L	48	SPL	10	ID	11	D	47.4	FAM	074	CW/CCW	Horário
T	9																																																																						
G	25.8																																																																						
L	75																																																																						
SPL	10																																																																						
ID	10																																																																						
D	46																																																																						
FAM	109																																																																						
CW/CCW	Anti-horário																																																																						
T	10																																																																						
G	33																																																																						
L	64																																																																						
SPL	8																																																																						
ID	12																																																																						
D	46.5																																																																						
FAM	110																																																																						
CW/CCW	Horário																																																																						
T	12																																																																						
G	37.6																																																																						
L	46.5																																																																						
SPL	12																																																																						
ID	12																																																																						
D	45.3																																																																						
FAM	115																																																																						
CW/CCW	Anti-horário																																																																						
T	8																																																																						
G	27.2																																																																						
L	48																																																																						
SPL	10																																																																						
ID	11																																																																						
D	47.4																																																																						
FAM	074																																																																						
CW/CCW	Horário																																																																						
<div>1547</div> <div></div> <div>APLICAÇÃO Application / Aplicación Pg. 280</div>	<div>1.01.1547.0</div> <table><tr><td>T</td><td>11</td></tr><tr><td>G</td><td>35.4</td></tr><tr><td>L</td><td>47</td></tr><tr><td>SPL</td><td>10</td></tr><tr><td>ID</td><td>12</td></tr><tr><td>D</td><td>47.4</td></tr><tr><td>FAM</td><td>094</td></tr><tr><td>CW/CCW</td><td>Horário</td></tr></table>	T	11	G	35.4	L	47	SPL	10	ID	12	D	47.4	FAM	094	CW/CCW	Horário	<div>1548</div> <div></div> <div>APLICAÇÃO Application / Aplicación Pg. 280</div>	<div>1.01.1548.0</div> <table><tr><td>T</td><td>9</td></tr><tr><td>G</td><td>29.3</td></tr><tr><td>L</td><td>95.7</td></tr><tr><td>SPL</td><td>-</td></tr><tr><td>CT</td><td>61</td></tr><tr><td>D</td><td>-</td></tr><tr><td>FAM</td><td>125</td></tr><tr><td>CW/CCW</td><td>Horário</td></tr></table>	T	9	G	29.3	L	95.7	SPL	-	CT	61	D	-	FAM	125	CW/CCW	Horário	<div>1550</div> <div></div> <div>APLICAÇÃO Application / Aplicación Pg. 280</div>	<div>1.01.1550.0</div> <table><tr><td>T</td><td>9</td></tr><tr><td>G</td><td>35.5</td></tr><tr><td>L</td><td>62</td></tr><tr><td>SPL</td><td>10</td></tr><tr><td>ID</td><td>12</td></tr><tr><td>D</td><td>54.5</td></tr><tr><td>FAM</td><td>094</td></tr><tr><td>CW/CCW</td><td>Horário</td></tr></table>	T	9	G	35.5	L	62	SPL	10	ID	12	D	54.5	FAM	094	CW/CCW	Horário	<div>1552</div> <div></div> <div>APLICAÇÃO Application / Aplicación Pg. 280</div>	<div>1.01.1552.0</div> <table><tr><td>T</td><td>9</td></tr><tr><td>G</td><td>25.8</td></tr><tr><td>L</td><td>47</td></tr><tr><td>SPL</td><td>12</td></tr><tr><td>ID</td><td>12</td></tr><tr><td>D</td><td>46.5</td></tr><tr><td>FAM</td><td>115</td></tr><tr><td>CW/CCW</td><td>Horário</td></tr></table>	T	9	G	25.8	L	47	SPL	12	ID	12	D	46.5	FAM	115	CW/CCW	Horário
T	11																																																																						
G	35.4																																																																						
L	47																																																																						
SPL	10																																																																						
ID	12																																																																						
D	47.4																																																																						
FAM	094																																																																						
CW/CCW	Horário																																																																						
T	9																																																																						
G	29.3																																																																						
L	95.7																																																																						
SPL	-																																																																						
CT	61																																																																						
D	-																																																																						
FAM	125																																																																						
CW/CCW	Horário																																																																						
T	9																																																																						
G	35.5																																																																						
L	62																																																																						
SPL	10																																																																						
ID	12																																																																						
D	54.5																																																																						
FAM	094																																																																						
CW/CCW	Horário																																																																						
T	9																																																																						
G	25.8																																																																						
L	47																																																																						
SPL	12																																																																						
ID	12																																																																						
D	46.5																																																																						
FAM	115																																																																						
CW/CCW	Horário																																																																						
<div>1553</div> <div></div> <div>APLICAÇÃO Application / Aplicación Pg. 280</div>	<div>1.01.1553.0</div> <table><tr><td>T</td><td>11</td></tr><tr><td>G</td><td>30</td></tr><tr><td>L</td><td>47</td></tr><tr><td>SPL</td><td>12</td></tr><tr><td>ID</td><td>12</td></tr><tr><td>D</td><td>46.5</td></tr><tr><td>FAM</td><td>115</td></tr><tr><td>CW/CCW</td><td>Horário</td></tr></table>	T	11	G	30	L	47	SPL	12	ID	12	D	46.5	FAM	115	CW/CCW	Horário	<div>1555</div> <div></div> <div>APLICAÇÃO Application / Aplicación Pg. 280</div>	<div>1.01.1555.0</div> <table><tr><td>T</td><td>13</td></tr><tr><td>G</td><td>40.8</td></tr><tr><td>L</td><td>110.5</td></tr><tr><td>SPL</td><td>-</td></tr><tr><td>CT</td><td>40</td></tr><tr><td>D</td><td>-</td></tr><tr><td>FAM</td><td>124</td></tr><tr><td>CW/CCW</td><td>Anti-horário</td></tr></table>	T	13	G	40.8	L	110.5	SPL	-	CT	40	D	-	FAM	124	CW/CCW	Anti-horário	<div>1556</div> <div></div> <div>APLICAÇÃO Application / Aplicación Pg. 280</div>	<div>1.01.1556.0</div> <table><tr><td>T</td><td>11</td></tr><tr><td>G</td><td>34.8</td></tr><tr><td>L</td><td>38.5</td></tr><tr><td>SPL</td><td>10</td></tr><tr><td>ID</td><td>12.51</td></tr><tr><td>D</td><td>46.5</td></tr><tr><td>FAM</td><td>117</td></tr><tr><td>CW/CCW</td><td>Horário</td></tr></table>	T	11	G	34.8	L	38.5	SPL	10	ID	12.51	D	46.5	FAM	117	CW/CCW	Horário	<div>1557</div> <div></div> <div>APLICAÇÃO Application / Aplicación Pg. 281</div>	<div>1.01.1557.0</div> <table><tr><td>T</td><td>13</td></tr><tr><td>G</td><td>33.3</td></tr><tr><td>L</td><td>38.5</td></tr><tr><td>SPL</td><td>10</td></tr><tr><td>ID</td><td>12.51</td></tr><tr><td>D</td><td>46.5</td></tr><tr><td>FAM</td><td>117</td></tr><tr><td>CW/CCW</td><td>Horário</td></tr></table>	T	13	G	33.3	L	38.5	SPL	10	ID	12.51	D	46.5	FAM	117	CW/CCW	Horário
T	11																																																																						
G	30																																																																						
L	47																																																																						
SPL	12																																																																						
ID	12																																																																						
D	46.5																																																																						
FAM	115																																																																						
CW/CCW	Horário																																																																						
T	13																																																																						
G	40.8																																																																						
L	110.5																																																																						
SPL	-																																																																						
CT	40																																																																						
D	-																																																																						
FAM	124																																																																						
CW/CCW	Anti-horário																																																																						
T	11																																																																						
G	34.8																																																																						
L	38.5																																																																						
SPL	10																																																																						
ID	12.51																																																																						
D	46.5																																																																						
FAM	117																																																																						
CW/CCW	Horário																																																																						
T	13																																																																						
G	33.3																																																																						
L	38.5																																																																						
SPL	10																																																																						
ID	12.51																																																																						
D	46.5																																																																						
FAM	117																																																																						
CW/CCW	Horário																																																																						

T	G	L	SPL	ID	CT	D	FAM	CW/CCW
Nº de Dentes # Of Pinon Teeth # De Los Dientes Del Pinón	Ø Externo (mm) Pinon O.D. Piñon - Ø Externa	Comprimento Total (mm) Length Largo	Nº de Estrias # Of Splines # De Estriás	Ø da Bucha (mm) Pinon I.D. Pinón - Ø Interna	Nº Dentes Coroa # Barrel Gear Teeth # Dientes de la Corona	Ø da Capa (mm) Drive O.D. Ø Externa	Família Family Familia	Horário/Anti Horário Clockwise/Counter Clockwise Horario/Antihorario

<div>1561</div> <div></div> <div>APLICAÇÃO Application / Aplicación Pg. 281</div>	<div>1.01.1561.0</div> <table><tr><td>T</td><td>9</td></tr><tr><td>G</td><td>25.4</td></tr><tr><td>L</td><td>47.5</td></tr><tr><td>SPL</td><td>10</td></tr><tr><td>ID</td><td>12</td></tr><tr><td>D</td><td>46.5</td></tr><tr><td>FAM</td><td>047</td></tr><tr><td>CW/CCW</td><td>Horário</td></tr></table>	T	9	G	25.4	L	47.5	SPL	10	ID	12	D	46.5	FAM	047	CW/CCW	Horário	<div>1562</div> <div></div> <div>APLICAÇÃO Application / Aplicación Pg. 281</div>	<div>1.01.1562.0</div> <table><tr><td>T</td><td>9</td></tr><tr><td>G</td><td>34.8</td></tr><tr><td>L</td><td>58.5</td></tr><tr><td>SPL</td><td>10</td></tr><tr><td>ID</td><td>12</td></tr><tr><td>D</td><td>52.7</td></tr><tr><td>FAM</td><td>094</td></tr><tr><td>CW/CCW</td><td>Horário</td></tr></table>	T	9	G	34.8	L	58.5	SPL	10	ID	12	D	52.7	FAM	094	CW/CCW	Horário	<div>1563</div> <div></div> <div>APLICAÇÃO Application / Aplicación Pg. 281</div>	<div>1.01.1563.0</div> <table><tr><td>T</td><td>20</td></tr><tr><td>G</td><td>14.7</td></tr><tr><td>L</td><td>91</td></tr><tr><td>SPL</td><td>5</td></tr><tr><td>ID</td><td>-</td></tr><tr><td>D</td><td>54.5</td></tr><tr><td>FAM</td><td>128</td></tr><tr><td>CW/CCW</td><td>Horário</td></tr></table>	T	20	G	14.7	L	91	SPL	5	ID	-	D	54.5	FAM	128	CW/CCW	Horário	<div>1567</div> <div></div> <div>APLICAÇÃO Application / Aplicación Pg. 281</div>	<div>1.01.1567.0</div> <table><tr><td>T</td><td>12</td></tr><tr><td>G</td><td>37.6</td></tr><tr><td>L</td><td>51</td></tr><tr><td>SPL</td><td>8</td></tr><tr><td>ID</td><td>13.01</td></tr><tr><td>D</td><td>46.5</td></tr><tr><td>FAM</td><td>112</td></tr><tr><td>CW/CCW</td><td>Horário</td></tr></table>	T	12	G	37.6	L	51	SPL	8	ID	13.01	D	46.5	FAM	112	CW/CCW	Horário
T	9																																																																						
G	25.4																																																																						
L	47.5																																																																						
SPL	10																																																																						
ID	12																																																																						
D	46.5																																																																						
FAM	047																																																																						
CW/CCW	Horário																																																																						
T	9																																																																						
G	34.8																																																																						
L	58.5																																																																						
SPL	10																																																																						
ID	12																																																																						
D	52.7																																																																						
FAM	094																																																																						
CW/CCW	Horário																																																																						
T	20																																																																						
G	14.7																																																																						
L	91																																																																						
SPL	5																																																																						
ID	-																																																																						
D	54.5																																																																						
FAM	128																																																																						
CW/CCW	Horário																																																																						
T	12																																																																						
G	37.6																																																																						
L	51																																																																						
SPL	8																																																																						
ID	13.01																																																																						
D	46.5																																																																						
FAM	112																																																																						
CW/CCW	Horário																																																																						
<div>1570</div> <div></div> <div>APLICAÇÃO Application / Aplicación Pg. 281</div>	<div>1.01.1570.0</div> <table><tr><td>T</td><td>9</td></tr><tr><td>G</td><td>25.8</td></tr><tr><td>L</td><td>44.5</td></tr><tr><td>SPL</td><td>12</td></tr><tr><td>ID</td><td>12</td></tr><tr><td>D</td><td>46.5</td></tr><tr><td>FAM</td><td>115</td></tr><tr><td>CW/CCW</td><td>Horário</td></tr></table>	T	9	G	25.8	L	44.5	SPL	12	ID	12	D	46.5	FAM	115	CW/CCW	Horário	<div>1574</div> <div></div> <div>APLICAÇÃO Application / Aplicación Pg. 282</div>	<div>1.01.1574.0</div> <table><tr><td>T</td><td>11</td></tr><tr><td>G</td><td>41</td></tr><tr><td>L</td><td>85</td></tr><tr><td>SPL</td><td>12</td></tr><tr><td>ID</td><td>14.26</td></tr><tr><td>D</td><td>60</td></tr><tr><td>FAM</td><td>029</td></tr><tr><td>CW/CCW</td><td>Horário</td></tr></table>	T	11	G	41	L	85	SPL	12	ID	14.26	D	60	FAM	029	CW/CCW	Horário	<div>1575</div> <div></div> <div>APLICAÇÃO Application / Aplicación Pg. 282</div>	<div>1.01.1575.0</div> <table><tr><td>T</td><td>10</td></tr><tr><td>G</td><td>33.02</td></tr><tr><td>L</td><td>44.5</td></tr><tr><td>SPL</td><td>12</td></tr><tr><td>ID</td><td>12</td></tr><tr><td>D</td><td>46.5</td></tr><tr><td>FAM</td><td>115</td></tr><tr><td>CW/CCW</td><td>Horário</td></tr></table>	T	10	G	33.02	L	44.5	SPL	12	ID	12	D	46.5	FAM	115	CW/CCW	Horário	<div>1576</div> <div></div> <div>APLICAÇÃO Application / Aplicación Pg. 282</div>	<div>1.01.1576.0</div> <table><tr><td>T</td><td>10</td></tr><tr><td>G</td><td>27.92</td></tr><tr><td>L</td><td>48</td></tr><tr><td>SPL</td><td>16</td></tr><tr><td>ID</td><td>11</td></tr><tr><td>D</td><td>47.4</td></tr><tr><td>FAM</td><td>074</td></tr><tr><td>CW/CCW</td><td>Horário</td></tr></table>	T	10	G	27.92	L	48	SPL	16	ID	11	D	47.4	FAM	074	CW/CCW	Horário
T	9																																																																						
G	25.8																																																																						
L	44.5																																																																						
SPL	12																																																																						
ID	12																																																																						
D	46.5																																																																						
FAM	115																																																																						
CW/CCW	Horário																																																																						
T	11																																																																						
G	41																																																																						
L	85																																																																						
SPL	12																																																																						
ID	14.26																																																																						
D	60																																																																						
FAM	029																																																																						
CW/CCW	Horário																																																																						
T	10																																																																						
G	33.02																																																																						
L	44.5																																																																						
SPL	12																																																																						
ID	12																																																																						
D	46.5																																																																						
FAM	115																																																																						
CW/CCW	Horário																																																																						
T	10																																																																						
G	27.92																																																																						
L	48																																																																						
SPL	16																																																																						
ID	11																																																																						
D	47.4																																																																						
FAM	074																																																																						
CW/CCW	Horário																																																																						
<div>1585</div> <div></div> <div>APLICAÇÃO Application / Aplicación Pg. 282</div>	<div>1.01.1585.0</div> <table><tr><td>T</td><td>11</td></tr><tr><td>G</td><td>34.4</td></tr><tr><td>L</td><td>46.6</td></tr><tr><td>SPL</td><td>6</td></tr><tr><td>ID</td><td>12.06</td></tr><tr><td>D</td><td>45.3</td></tr><tr><td>FAM</td><td>115</td></tr><tr><td>CW/CCW</td><td>Horário</td></tr></table>	T	11	G	34.4	L	46.6	SPL	6	ID	12.06	D	45.3	FAM	115	CW/CCW	Horário	<div>1588</div> <div></div> <div>APLICAÇÃO Application / Aplicación Pg. 282</div>	<div>1.01.1588.0</div> <table><tr><td>T</td><td>9</td></tr><tr><td>G</td><td>25.8</td></tr><tr><td>L</td><td>65</td></tr><tr><td>SPL</td><td>12</td></tr><tr><td>ID</td><td>11.5</td></tr><tr><td>D</td><td>45.5</td></tr><tr><td>FAM</td><td>026</td></tr><tr><td>CW/CCW</td><td>Anti-horário</td></tr></table>	T	9	G	25.8	L	65	SPL	12	ID	11.5	D	45.5	FAM	026	CW/CCW	Anti-horário	<div>1597</div> <div></div> <div>APLICAÇÃO Application / Aplicación Pg. 282</div>	<div>1.01.1597.0</div> <table><tr><td>T</td><td>10</td></tr><tr><td>G</td><td>26.82</td></tr><tr><td>L</td><td>47.95</td></tr><tr><td>SPL</td><td>16</td></tr><tr><td>ID</td><td>11</td></tr><tr><td>D</td><td>47.4</td></tr><tr><td>FAM</td><td>074</td></tr><tr><td>CW/CCW</td><td>Horário</td></tr></table>	T	10	G	26.82	L	47.95	SPL	16	ID	11	D	47.4	FAM	074	CW/CCW	Horário	<div>1605</div> <div></div> <div>APLICAÇÃO Application / Aplicación Pg. 282</div>	<div>1.01.1605.0</div> <table><tr><td>T</td><td>8</td></tr><tr><td>G</td><td>28.2</td></tr><tr><td>L</td><td>45.5</td></tr><tr><td>SPL</td><td>6</td></tr><tr><td>ID</td><td>12.06</td></tr><tr><td>D</td><td>43.5</td></tr><tr><td>FAM</td><td>034</td></tr><tr><td>CW/CCW</td><td>Anti-horário</td></tr></table>	T	8	G	28.2	L	45.5	SPL	6	ID	12.06	D	43.5	FAM	034	CW/CCW	Anti-horário
T	11																																																																						
G	34.4																																																																						
L	46.6																																																																						
SPL	6																																																																						
ID	12.06																																																																						
D	45.3																																																																						
FAM	115																																																																						
CW/CCW	Horário																																																																						
T	9																																																																						
G	25.8																																																																						
L	65																																																																						
SPL	12																																																																						
ID	11.5																																																																						
D	45.5																																																																						
FAM	026																																																																						
CW/CCW	Anti-horário																																																																						
T	10																																																																						
G	26.82																																																																						
L	47.95																																																																						
SPL	16																																																																						
ID	11																																																																						
D	47.4																																																																						
FAM	074																																																																						
CW/CCW	Horário																																																																						
T	8																																																																						
G	28.2																																																																						
L	45.5																																																																						
SPL	6																																																																						
ID	12.06																																																																						
D	43.5																																																																						
FAM	034																																																																						
CW/CCW	Anti-horário																																																																						
<div>1607</div> <div></div> <div>APLICAÇÃO Application / Aplicación Pg. 283</div>	<div>1.01.1607.0</div> <table><tr><td>T</td><td>10</td></tr><tr><td>G</td><td>32.18</td></tr><tr><td>L</td><td>54.5</td></tr><tr><td>SPL</td><td>9</td></tr><tr><td>ID</td><td>12</td></tr><tr><td>D</td><td>54.5</td></tr><tr><td>FAM</td><td>085</td></tr><tr><td>CW/CCW</td><td>Horário</td></tr></table>	T	10	G	32.18	L	54.5	SPL	9	ID	12	D	54.5	FAM	085	CW/CCW	Horário	<div>1608</div> <div></div> <div>APLICAÇÃO Application / Aplicación Pg. 283</div>	<div>1.01.1608.0</div> <table><tr><td>T</td><td>9</td></tr><tr><td>G</td><td>36</td></tr><tr><td>L</td><td>92</td></tr><tr><td>SPL</td><td>-</td></tr><tr><td>CT</td><td>41</td></tr><tr><td>D</td><td>-</td></tr><tr><td>FAM</td><td>122</td></tr><tr><td>CW/CCW</td><td>Horário</td></tr></table>	T	9	G	36	L	92	SPL	-	CT	41	D	-	FAM	122	CW/CCW	Horário	<div>1612</div> <div></div> <div>APLICAÇÃO Application / Aplicación Pg. 283</div>	<div>1.01.1612.0</div> <table><tr><td>T</td><td>11</td></tr><tr><td>G</td><td>34.4</td></tr><tr><td>L</td><td>44.5</td></tr><tr><td>SPL</td><td>12</td></tr><tr><td>ID</td><td>12</td></tr><tr><td>D</td><td>46.5</td></tr><tr><td>FAM</td><td>115</td></tr><tr><td>CW/CCW</td><td>Horário</td></tr></table>	T	11	G	34.4	L	44.5	SPL	12	ID	12	D	46.5	FAM	115	CW/CCW	Horário	<div>1614</div> <div></div> <div>APLICAÇÃO Application / Aplicación Pg. 283</div>	<div>1.01.1614.0</div> <table><tr><td>T</td><td>10</td></tr><tr><td>G</td><td>27.5</td></tr><tr><td>L</td><td>47</td></tr><tr><td>SPL</td><td>6</td></tr><tr><td>ID</td><td>12</td></tr><tr><td>D</td><td>46.5</td></tr><tr><td>FAM</td><td>132</td></tr><tr><td>CW/CCW</td><td>Horário</td></tr></table>	T	10	G	27.5	L	47	SPL	6	ID	12	D	46.5	FAM	132	CW/CCW	Horário
T	10																																																																						
G	32.18																																																																						
L	54.5																																																																						
SPL	9																																																																						
ID	12																																																																						
D	54.5																																																																						
FAM	085																																																																						
CW/CCW	Horário																																																																						
T	9																																																																						
G	36																																																																						
L	92																																																																						
SPL	-																																																																						
CT	41																																																																						
D	-																																																																						
FAM	122																																																																						
CW/CCW	Horário																																																																						
T	11																																																																						
G	34.4																																																																						
L	44.5																																																																						
SPL	12																																																																						
ID	12																																																																						
D	46.5																																																																						
FAM	115																																																																						
CW/CCW	Horário																																																																						
T	10																																																																						
G	27.5																																																																						
L	47																																																																						
SPL	6																																																																						
ID	12																																																																						
D	46.5																																																																						
FAM	132																																																																						
CW/CCW	Horário																																																																						



T	G	L	SPL	ID	CT	D	FAM	CW/CCW
Nº de Dentes # Of Pinon Teeth # De Los Dientes Del Pinón	Ø Externo (mm) Pinon O.D. Piñon - Ø Externa	Comprimento Total (mm) Length Largo	Nº de Estrias # Of Splines # De Estriás	Ø da Bucha (mm) Pinon I.D. Pinón - Ø Interna	Nº Dentes Coroa # Barrel Gear Teeth # Dientes de la Corona	Ø da Capa (mm) Drive O.D. Ø Externa	Família Family Familia	Horário/Anti Horário Clockwise/Counter Clockwise Horario/Antihorario

<div>1615</div> <div></div> <div>APLICAÇÃO Application / Aplicación Pg. 283</div>	<div>1.01.1615.0</div> <table><tr><td>T</td><td>10</td></tr><tr><td>G</td><td>39.5</td></tr><tr><td>L</td><td>68</td></tr><tr><td>SPL</td><td>10</td></tr><tr><td>ID</td><td>12.06</td></tr><tr><td>D</td><td>60</td></tr><tr><td>FAM</td><td>035</td></tr><tr><td>CW/CCW</td><td>Horário</td></tr></table>	T	10	G	39.5	L	68	SPL	10	ID	12.06	D	60	FAM	035	CW/CCW	Horário	<div>1616</div> <div></div> <div>APLICAÇÃO Application / Aplicación Pg. 284</div>	<div>1.01.1616.0</div> <table><tr><td>T</td><td>10</td></tr><tr><td>G</td><td>39.5</td></tr><tr><td>L</td><td>77</td></tr><tr><td>SPL</td><td>10</td></tr><tr><td>ID</td><td>14.3</td></tr><tr><td>D</td><td>60</td></tr><tr><td>FAM</td><td>015</td></tr><tr><td>CW/CCW</td><td>Horário</td></tr></table>	T	10	G	39.5	L	77	SPL	10	ID	14.3	D	60	FAM	015	CW/CCW	Horário	<div>1617</div> <div></div> <div>APLICAÇÃO Application / Aplicación Pg. 284</div>	<div>1.01.1617.0</div> <table><tr><td>T</td><td>11</td></tr><tr><td>G</td><td>34.4</td></tr><tr><td>L</td><td>55.5</td></tr><tr><td>SPL</td><td>9</td></tr><tr><td>ID</td><td>12.06</td></tr><tr><td>D</td><td>46.6</td></tr><tr><td>FAM</td><td>117</td></tr><tr><td>CW/CCW</td><td>Horário</td></tr></table>	T	11	G	34.4	L	55.5	SPL	9	ID	12.06	D	46.6	FAM	117	CW/CCW	Horário	<div>1619</div> <div></div> <div>APLICAÇÃO Application / Aplicación Pg. 284</div>	<div>1.01.1619.0</div> <table><tr><td>T</td><td>9</td></tr><tr><td>G</td><td>25.8</td></tr><tr><td>L</td><td>48</td></tr><tr><td>SPL</td><td>16</td></tr><tr><td>ID</td><td>11</td></tr><tr><td>D</td><td>46.5</td></tr><tr><td>FAM</td><td>074</td></tr><tr><td>CW/CCW</td><td>Horário</td></tr></table>	T	9	G	25.8	L	48	SPL	16	ID	11	D	46.5	FAM	074	CW/CCW	Horário
T	10																																																																						
G	39.5																																																																						
L	68																																																																						
SPL	10																																																																						
ID	12.06																																																																						
D	60																																																																						
FAM	035																																																																						
CW/CCW	Horário																																																																						
T	10																																																																						
G	39.5																																																																						
L	77																																																																						
SPL	10																																																																						
ID	14.3																																																																						
D	60																																																																						
FAM	015																																																																						
CW/CCW	Horário																																																																						
T	11																																																																						
G	34.4																																																																						
L	55.5																																																																						
SPL	9																																																																						
ID	12.06																																																																						
D	46.6																																																																						
FAM	117																																																																						
CW/CCW	Horário																																																																						
T	9																																																																						
G	25.8																																																																						
L	48																																																																						
SPL	16																																																																						
ID	11																																																																						
D	46.5																																																																						
FAM	074																																																																						
CW/CCW	Horário																																																																						
<div>1620</div> <div></div> <div>APLICAÇÃO Application / Aplicación Pg. 284</div>	<div>1.01.1620.0</div> <table><tr><td>T</td><td>8</td></tr><tr><td>G</td><td>28.2</td></tr><tr><td>L</td><td>64</td></tr><tr><td>SPL</td><td>6</td></tr><tr><td>ID</td><td>12.06</td></tr><tr><td>D</td><td>43.5</td></tr><tr><td>FAM</td><td>034</td></tr><tr><td>CW/CCW</td><td>Anti-horário</td></tr></table>	T	8	G	28.2	L	64	SPL	6	ID	12.06	D	43.5	FAM	034	CW/CCW	Anti-horário	<div>1629</div> <div></div> <div>APLICAÇÃO Application / Aplicación Pg. 285</div>	<div>1.01.1629.0</div> <table><tr><td>T</td><td>10</td></tr><tr><td>G</td><td>27.5</td></tr><tr><td>L</td><td>57.5</td></tr><tr><td>SPL</td><td>16</td></tr><tr><td>ID</td><td>12</td></tr><tr><td>D</td><td>52.5</td></tr><tr><td>FAM</td><td>094</td></tr><tr><td>CW/CCW</td><td>Horário</td></tr></table>	T	10	G	27.5	L	57.5	SPL	16	ID	12	D	52.5	FAM	094	CW/CCW	Horário	<div>1630</div> <div></div> <div>APLICAÇÃO Application / Aplicación Pg. 285</div>	<div>1.01.1630.0</div> <table><tr><td>T</td><td>9</td></tr><tr><td>G</td><td>29</td></tr><tr><td>L</td><td>64</td></tr><tr><td>SPL</td><td>10</td></tr><tr><td>ID</td><td>12</td></tr><tr><td>D</td><td>54.5</td></tr><tr><td>FAM</td><td>130</td></tr><tr><td>CW/CCW</td><td>Horário</td></tr></table>	T	9	G	29	L	64	SPL	10	ID	12	D	54.5	FAM	130	CW/CCW	Horário	<div>1631</div> <div></div> <div>APLICAÇÃO Application / Aplicación Pg. 285</div>	<div>1.01.1631.0</div> <table><tr><td>T</td><td>10</td></tr><tr><td>G</td><td>33</td></tr><tr><td>L</td><td>60</td></tr><tr><td>SPL</td><td>10</td></tr><tr><td>ID</td><td>12</td></tr><tr><td>D</td><td>53.5</td></tr><tr><td>FAM</td><td>094</td></tr><tr><td>CW/CCW</td><td>Horário</td></tr></table>	T	10	G	33	L	60	SPL	10	ID	12	D	53.5	FAM	094	CW/CCW	Horário
T	8																																																																						
G	28.2																																																																						
L	64																																																																						
SPL	6																																																																						
ID	12.06																																																																						
D	43.5																																																																						
FAM	034																																																																						
CW/CCW	Anti-horário																																																																						
T	10																																																																						
G	27.5																																																																						
L	57.5																																																																						
SPL	16																																																																						
ID	12																																																																						
D	52.5																																																																						
FAM	094																																																																						
CW/CCW	Horário																																																																						
T	9																																																																						
G	29																																																																						
L	64																																																																						
SPL	10																																																																						
ID	12																																																																						
D	54.5																																																																						
FAM	130																																																																						
CW/CCW	Horário																																																																						
T	10																																																																						
G	33																																																																						
L	60																																																																						
SPL	10																																																																						
ID	12																																																																						
D	53.5																																																																						
FAM	094																																																																						
CW/CCW	Horário																																																																						
<div>1632</div> <div></div> <div>APLICAÇÃO Application / Aplicación Pg. 285</div>	<div>1.01.1632.0</div> <table><tr><td>T</td><td>10</td></tr><tr><td>G</td><td>27.94</td></tr><tr><td>L</td><td>80.5</td></tr><tr><td>SPL</td><td>16</td></tr><tr><td>ID</td><td>14.24</td></tr><tr><td>D</td><td>46.5</td></tr><tr><td>FAM</td><td>062</td></tr><tr><td>CW/CCW</td><td>Anti-horário</td></tr></table>	T	10	G	27.94	L	80.5	SPL	16	ID	14.24	D	46.5	FAM	062	CW/CCW	Anti-horário	<div>1635</div> <div></div> <div>APLICAÇÃO Application / Aplicación Pg. 285</div>	<div>1.01.1635.0</div> <table><tr><td>T</td><td>9</td></tr><tr><td>G</td><td>37.18</td></tr><tr><td>L</td><td>60.9</td></tr><tr><td>SPL</td><td>10</td></tr><tr><td>ID</td><td>12.06</td></tr><tr><td>D</td><td>60</td></tr><tr><td>FAM</td><td>046</td></tr><tr><td>CW/CCW</td><td>Horário</td></tr></table>	T	9	G	37.18	L	60.9	SPL	10	ID	12.06	D	60	FAM	046	CW/CCW	Horário	<div>1642</div> <div></div> <div>APLICAÇÃO Application / Aplicación Pg. 285</div>	<div>1.01.1642.0</div> <table><tr><td>T</td><td>12</td></tr><tr><td>G</td><td>38.8</td></tr><tr><td>L</td><td>56</td></tr><tr><td>SPL</td><td>10</td></tr><tr><td>ID</td><td>12.06</td></tr><tr><td>D</td><td>53.5</td></tr><tr><td>FAM</td><td>094</td></tr><tr><td>CW/CCW</td><td>Horário</td></tr></table>	T	12	G	38.8	L	56	SPL	10	ID	12.06	D	53.5	FAM	094	CW/CCW	Horário	<div>1643</div> <div></div> <div>APLICAÇÃO Application / Aplicación Pg. 286</div>	<div>1.01.1643.0</div> <table><tr><td>T</td><td>9</td></tr><tr><td>G</td><td>29.64</td></tr><tr><td>L</td><td>58</td></tr><tr><td>SPL</td><td>16</td></tr><tr><td>ID</td><td>12</td></tr><tr><td>D</td><td>54.5</td></tr><tr><td>FAM</td><td>094</td></tr><tr><td>CW/CCW</td><td>Horário</td></tr></table>	T	9	G	29.64	L	58	SPL	16	ID	12	D	54.5	FAM	094	CW/CCW	Horário
T	10																																																																						
G	27.94																																																																						
L	80.5																																																																						
SPL	16																																																																						
ID	14.24																																																																						
D	46.5																																																																						
FAM	062																																																																						
CW/CCW	Anti-horário																																																																						
T	9																																																																						
G	37.18																																																																						
L	60.9																																																																						
SPL	10																																																																						
ID	12.06																																																																						
D	60																																																																						
FAM	046																																																																						
CW/CCW	Horário																																																																						
T	12																																																																						
G	38.8																																																																						
L	56																																																																						
SPL	10																																																																						
ID	12.06																																																																						
D	53.5																																																																						
FAM	094																																																																						
CW/CCW	Horário																																																																						
T	9																																																																						
G	29.64																																																																						
L	58																																																																						
SPL	16																																																																						
ID	12																																																																						
D	54.5																																																																						
FAM	094																																																																						
CW/CCW	Horário																																																																						
<div>1646</div> <div></div> <div>APLICAÇÃO Application / Aplicación Pg. 286</div>	<div>1.01.1646.0</div> <table><tr><td>T</td><td>12</td></tr><tr><td>G</td><td>37.8</td></tr><tr><td>L</td><td>47</td></tr><tr><td>SPL</td><td>12</td></tr><tr><td>ID</td><td>12</td></tr><tr><td>D</td><td>46.5</td></tr><tr><td>FAM</td><td>115</td></tr><tr><td>CW/CCW</td><td>Horário</td></tr></table>	T	12	G	37.8	L	47	SPL	12	ID	12	D	46.5	FAM	115	CW/CCW	Horário	<div>1650</div> <div></div> <div>APLICAÇÃO Application / Aplicación Pg. 286</div>	<div>1.01.1650.0</div> <table><tr><td>T</td><td>9</td></tr><tr><td>G</td><td>36.3</td></tr><tr><td>L</td><td>55</td></tr><tr><td>SPL</td><td>10</td></tr><tr><td>ID</td><td>12</td></tr><tr><td>D</td><td>54.5</td></tr><tr><td>FAM</td><td>094</td></tr><tr><td>CW/CCW</td><td>Horário</td></tr></table>	T	9	G	36.3	L	55	SPL	10	ID	12	D	54.5	FAM	094	CW/CCW	Horário	<div>1655</div> <div></div> <div>APLICAÇÃO Application / Aplicación Pg. 286</div>	<div>1.01.1655.0</div> <table><tr><td>T</td><td>10</td></tr><tr><td>G</td><td>27.94</td></tr><tr><td>L</td><td>105.5</td></tr><tr><td>SPL</td><td>16</td></tr><tr><td>ID</td><td>12</td></tr><tr><td>D</td><td>54.5</td></tr><tr><td>FAM</td><td>079</td></tr><tr><td>CW/CCW</td><td>Anti-horário</td></tr></table>	T	10	G	27.94	L	105.5	SPL	16	ID	12	D	54.5	FAM	079	CW/CCW	Anti-horário	<div>1666</div> <div></div> <div>APLICAÇÃO Application / Aplicación Pg. 286</div>	<div>1.01.1666.0</div> <table><tr><td>T</td><td>9</td></tr><tr><td>G</td><td>25.8</td></tr><tr><td>L</td><td>48.9</td></tr><tr><td>SPL</td><td>11</td></tr><tr><td>ID</td><td>10</td></tr><tr><td>D</td><td>46.6</td></tr><tr><td>FAM</td><td>075</td></tr><tr><td>CW/CCW</td><td>Horário</td></tr></table>	T	9	G	25.8	L	48.9	SPL	11	ID	10	D	46.6	FAM	075	CW/CCW	Horário
T	12																																																																						
G	37.8																																																																						
L	47																																																																						
SPL	12																																																																						
ID	12																																																																						
D	46.5																																																																						
FAM	115																																																																						
CW/CCW	Horário																																																																						
T	9																																																																						
G	36.3																																																																						
L	55																																																																						
SPL	10																																																																						
ID	12																																																																						
D	54.5																																																																						
FAM	094																																																																						
CW/CCW	Horário																																																																						
T	10																																																																						
G	27.94																																																																						
L	105.5																																																																						
SPL	16																																																																						
ID	12																																																																						
D	54.5																																																																						
FAM	079																																																																						
CW/CCW	Anti-horário																																																																						
T	9																																																																						
G	25.8																																																																						
L	48.9																																																																						
SPL	11																																																																						
ID	10																																																																						
D	46.6																																																																						
FAM	075																																																																						
CW/CCW	Horário																																																																						

T	G	L	SPL	ID	CT	D	FAM	CW/CCW
Nº de Dentes # Of Pinon Teeth # De Los Dientes Del Pinón	Ø Externo (mm) Pinon O.D. Piñon - Ø Externa	Comprimento Total (mm) Length Largo	Nº de Estrias # Of Splines # De Estriás	Ø da Bucha (mm) Pinon I.D. Pinón - Ø Interna	Nº Dentes Coroa # Barrel Gear Teeth # Dientes de la Corona	Ø da Capa (mm) Drive O.D. Ø Externa	Família Family Familia	Horário/Anti Horário Clockwise/Counter Clockwise Horario/Antihorario

<div>1674</div> <div></div> <div>APLICAÇÃO Application / Aplicación Pg. 286</div>	<div>1.01.1674.0</div> <table><tr><td>T</td><td>8</td></tr><tr><td>G</td><td>23.5</td></tr><tr><td>L</td><td>48.9</td></tr><tr><td>SPL</td><td>11</td></tr><tr><td>ID</td><td>10</td></tr><tr><td>D</td><td>46.6</td></tr><tr><td>FAM</td><td>075</td></tr><tr><td>CW/CCW</td><td>Horário</td></tr></table>	T	8	G	23.5	L	48.9	SPL	11	ID	10	D	46.6	FAM	075	CW/CCW	Horário	<div>1675</div> <div></div> <div>APLICAÇÃO Application / Aplicación Pg. 287</div>	<div>1.01.1675.0</div> <table><tr><td>T</td><td>10</td></tr><tr><td>G</td><td>32.95</td></tr><tr><td>L</td><td>58.5</td></tr><tr><td>SPL</td><td>10</td></tr><tr><td>ID</td><td>12.03</td></tr><tr><td>D</td><td>52.8</td></tr><tr><td>FAM</td><td>094</td></tr><tr><td>CW/CCW</td><td>Horário</td></tr></table>	T	10	G	32.95	L	58.5	SPL	10	ID	12.03	D	52.8	FAM	094	CW/CCW	Horário	<div>1676</div> <div></div> <div>APLICAÇÃO Application / Aplicación Pg. 287</div>	<div>1.01.1676.0</div> <table><tr><td>T</td><td>12</td></tr><tr><td>G</td><td>37.26</td></tr><tr><td>L</td><td>92.7</td></tr><tr><td>SPL</td><td>-</td></tr><tr><td>CT</td><td>44</td></tr><tr><td>D</td><td>-</td></tr><tr><td>FAM</td><td>122</td></tr><tr><td>CW/CCW</td><td>Horário</td></tr></table>	T	12	G	37.26	L	92.7	SPL	-	CT	44	D	-	FAM	122	CW/CCW	Horário	<div>1677</div> <div></div> <div>APLICAÇÃO Application / Aplicación Pg. 287</div>	<div>1.01.1677.0</div> <table><tr><td>T</td><td>18</td></tr><tr><td>G</td><td>12.15</td></tr><tr><td>L</td><td>89.1</td></tr><tr><td>SPL</td><td>6</td></tr><tr><td>ID</td><td>-</td></tr><tr><td>D</td><td>45.3</td></tr><tr><td>FAM</td><td>116</td></tr><tr><td>CW/CCW</td><td>Anti-horário</td></tr></table>	T	18	G	12.15	L	89.1	SPL	6	ID	-	D	45.3	FAM	116	CW/CCW	Anti-horário
T	8																																																																						
G	23.5																																																																						
L	48.9																																																																						
SPL	11																																																																						
ID	10																																																																						
D	46.6																																																																						
FAM	075																																																																						
CW/CCW	Horário																																																																						
T	10																																																																						
G	32.95																																																																						
L	58.5																																																																						
SPL	10																																																																						
ID	12.03																																																																						
D	52.8																																																																						
FAM	094																																																																						
CW/CCW	Horário																																																																						
T	12																																																																						
G	37.26																																																																						
L	92.7																																																																						
SPL	-																																																																						
CT	44																																																																						
D	-																																																																						
FAM	122																																																																						
CW/CCW	Horário																																																																						
T	18																																																																						
G	12.15																																																																						
L	89.1																																																																						
SPL	6																																																																						
ID	-																																																																						
D	45.3																																																																						
FAM	116																																																																						
CW/CCW	Anti-horário																																																																						
<div>1680</div> <div></div> <div>APLICAÇÃO Application / Aplicación Pg. 287</div>	<div>1.01.1680.0</div> <table><tr><td>T</td><td>10</td></tr><tr><td>G</td><td>27.94</td></tr><tr><td>L</td><td>75</td></tr><tr><td>SPL</td><td>8</td></tr><tr><td>ID</td><td>10.69</td></tr><tr><td>D</td><td>46.5</td></tr><tr><td>FAM</td><td>111</td></tr><tr><td>CW/CCW</td><td>Horário</td></tr></table>	T	10	G	27.94	L	75	SPL	8	ID	10.69	D	46.5	FAM	111	CW/CCW	Horário	<div>1681</div> <div></div> <div>APLICAÇÃO Application / Aplicación Pg. 287</div>	<div>1.01.1681.0</div> <table><tr><td>T</td><td>12</td></tr><tr><td>G</td><td>32.28</td></tr><tr><td>L</td><td>51.9</td></tr><tr><td>SPL</td><td>8</td></tr><tr><td>ID</td><td>12</td></tr><tr><td>D</td><td>46.3</td></tr><tr><td>FAM</td><td>110</td></tr><tr><td>CW/CCW</td><td>Horário</td></tr></table>	T	12	G	32.28	L	51.9	SPL	8	ID	12	D	46.3	FAM	110	CW/CCW	Horário	<div>1684</div> <div></div> <div>APLICAÇÃO Application / Aplicación Pg. 287</div>	<div>1.01.1684.0</div> <table><tr><td>T</td><td>10</td></tr><tr><td>G</td><td>32.6</td></tr><tr><td>L</td><td>80</td></tr><tr><td>SPL</td><td>10</td></tr><tr><td>ID</td><td>14.01</td></tr><tr><td>D</td><td>60.5</td></tr><tr><td>FAM</td><td>046</td></tr><tr><td>CW/CCW</td><td>Horário</td></tr></table>	T	10	G	32.6	L	80	SPL	10	ID	14.01	D	60.5	FAM	046	CW/CCW	Horário	<div>1685</div> <div></div> <div>APLICAÇÃO Application / Aplicación Pg. 288</div>	<div>1.01.1685.0</div> <table><tr><td>T</td><td>10</td></tr><tr><td>G</td><td>27.94</td></tr><tr><td>L</td><td>91</td></tr><tr><td>SPL</td><td>16</td></tr><tr><td>ID</td><td>11</td></tr><tr><td>D</td><td>45.8</td></tr><tr><td>FAM</td><td>062</td></tr><tr><td>CW/CCW</td><td>Anti-horário</td></tr></table>	T	10	G	27.94	L	91	SPL	16	ID	11	D	45.8	FAM	062	CW/CCW	Anti-horário
T	10																																																																						
G	27.94																																																																						
L	75																																																																						
SPL	8																																																																						
ID	10.69																																																																						
D	46.5																																																																						
FAM	111																																																																						
CW/CCW	Horário																																																																						
T	12																																																																						
G	32.28																																																																						
L	51.9																																																																						
SPL	8																																																																						
ID	12																																																																						
D	46.3																																																																						
FAM	110																																																																						
CW/CCW	Horário																																																																						
T	10																																																																						
G	32.6																																																																						
L	80																																																																						
SPL	10																																																																						
ID	14.01																																																																						
D	60.5																																																																						
FAM	046																																																																						
CW/CCW	Horário																																																																						
T	10																																																																						
G	27.94																																																																						
L	91																																																																						
SPL	16																																																																						
ID	11																																																																						
D	45.8																																																																						
FAM	062																																																																						
CW/CCW	Anti-horário																																																																						
<div>1686</div> <div></div> <div>APLICAÇÃO Application / Aplicación Pg. 288</div>	<div>1.01.1686.0</div> <table><tr><td>T</td><td>9</td></tr><tr><td>G</td><td>24.5</td></tr><tr><td>L</td><td>41.15</td></tr><tr><td>SPL</td><td>4</td></tr><tr><td>ID</td><td>10.12</td></tr><tr><td>D</td><td>46.3</td></tr><tr><td>FAM</td><td>089</td></tr><tr><td>CW/CCW</td><td>Horário</td></tr></table>	T	9	G	24.5	L	41.15	SPL	4	ID	10.12	D	46.3	FAM	089	CW/CCW	Horário	<div>1690</div> <div></div> <div>APLICAÇÃO Application / Aplicación Pg. 288</div>	<div>1.01.1690.0</div> <table><tr><td>T</td><td>10</td></tr><tr><td>G</td><td>40</td></tr><tr><td>L</td><td>59.4</td></tr><tr><td>SPL</td><td>10</td></tr><tr><td>ID</td><td>12</td></tr><tr><td>D</td><td>52.9</td></tr><tr><td>FAM</td><td>094</td></tr><tr><td>CW/CCW</td><td>Horário</td></tr></table>	T	10	G	40	L	59.4	SPL	10	ID	12	D	52.9	FAM	094	CW/CCW	Horário	<div>1691</div> <div></div> <div>APLICAÇÃO Application / Aplicación Pg. 288</div>	<div>1.01.1691.0</div> <table><tr><td>T</td><td>10</td></tr><tr><td>G</td><td>32</td></tr><tr><td>L</td><td>69.5</td></tr><tr><td>SPL</td><td>10</td></tr><tr><td>ID</td><td>12</td></tr><tr><td>D</td><td>52.5</td></tr><tr><td>FAM</td><td>094</td></tr><tr><td>CW/CCW</td><td>Horário</td></tr></table>	T	10	G	32	L	69.5	SPL	10	ID	12	D	52.5	FAM	094	CW/CCW	Horário	<div>1695</div> <div></div> <div>APLICAÇÃO Application / Aplicación Pg. 288</div>	<div>1.01.1695.0</div> <table><tr><td>T</td><td>8</td></tr><tr><td>G</td><td>28.2</td></tr><tr><td>L</td><td>50.7</td></tr><tr><td>SPL</td><td>8</td></tr><tr><td>ID</td><td>12.06</td></tr><tr><td>D</td><td>45.2</td></tr><tr><td>FAM</td><td>110</td></tr><tr><td>CW/CCW</td><td>Horário</td></tr></table>	T	8	G	28.2	L	50.7	SPL	8	ID	12.06	D	45.2	FAM	110	CW/CCW	Horário
T	9																																																																						
G	24.5																																																																						
L	41.15																																																																						
SPL	4																																																																						
ID	10.12																																																																						
D	46.3																																																																						
FAM	089																																																																						
CW/CCW	Horário																																																																						
T	10																																																																						
G	40																																																																						
L	59.4																																																																						
SPL	10																																																																						
ID	12																																																																						
D	52.9																																																																						
FAM	094																																																																						
CW/CCW	Horário																																																																						
T	10																																																																						
G	32																																																																						
L	69.5																																																																						
SPL	10																																																																						
ID	12																																																																						
D	52.5																																																																						
FAM	094																																																																						
CW/CCW	Horário																																																																						
T	8																																																																						
G	28.2																																																																						
L	50.7																																																																						
SPL	8																																																																						
ID	12.06																																																																						
D	45.2																																																																						
FAM	110																																																																						
CW/CCW	Horário																																																																						
<div>1702</div> <div></div> <div>APLICAÇÃO Application / Aplicación Pg. 288</div>	<div>1.01.1702.0</div> <table><tr><td>T</td><td>13</td></tr><tr><td>G</td><td>40</td></tr><tr><td>L</td><td>76.3</td></tr><tr><td>SPL</td><td>8</td></tr><tr><td>ID</td><td>12</td></tr><tr><td>D</td><td>46.5</td></tr><tr><td>FAM</td><td>114</td></tr><tr><td>CW/CCW</td><td>Anti-horário</td></tr></table>	T	13	G	40	L	76.3	SPL	8	ID	12	D	46.5	FAM	114	CW/CCW	Anti-horário	<div>1704</div> <div></div> <div>APLICAÇÃO Application / Aplicación Pg. 289</div>	<div>1.01.1704.0</div> <table><tr><td>T</td><td>8</td></tr><tr><td>G</td><td>28</td></tr><tr><td>L</td><td>55.8</td></tr><tr><td>SPL</td><td>4</td></tr><tr><td>ID</td><td>12</td></tr><tr><td>D</td><td>46.7</td></tr><tr><td>FAM</td><td>034</td></tr><tr><td>CW/CCW</td><td>Horário</td></tr></table>	T	8	G	28	L	55.8	SPL	4	ID	12	D	46.7	FAM	034	CW/CCW	Horário	<div>1705</div> <div></div> <div>APLICAÇÃO Application / Aplicación Pg. 289</div>	<div>1.01.1705.0</div> <table><tr><td>T</td><td>10</td></tr><tr><td>G</td><td>27.5</td></tr><tr><td>L</td><td>69.3</td></tr><tr><td>SPL</td><td>9</td></tr><tr><td>ID</td><td>12</td></tr><tr><td>D</td><td>54.6</td></tr><tr><td>FAM</td><td>085</td></tr><tr><td>CW/CCW</td><td>Horário</td></tr></table>	T	10	G	27.5	L	69.3	SPL	9	ID	12	D	54.6	FAM	085	CW/CCW	Horário	<div>1706</div> <div></div> <div>APLICAÇÃO Application / Aplicación Pg. 289</div>	<div>1.01.1706.0</div> <table><tr><td>T</td><td>8</td></tr><tr><td>G</td><td>28.2</td></tr><tr><td>L</td><td>43</td></tr><tr><td>SPL</td><td>8</td></tr><tr><td>ID</td><td>12</td></tr><tr><td>D</td><td>46.5</td></tr><tr><td>FAM</td><td>110</td></tr><tr><td>CW/CCW</td><td>Horário</td></tr></table>	T	8	G	28.2	L	43	SPL	8	ID	12	D	46.5	FAM	110	CW/CCW	Horário
T	13																																																																						
G	40																																																																						
L	76.3																																																																						
SPL	8																																																																						
ID	12																																																																						
D	46.5																																																																						
FAM	114																																																																						
CW/CCW	Anti-horário																																																																						
T	8																																																																						
G	28																																																																						
L	55.8																																																																						
SPL	4																																																																						
ID	12																																																																						
D	46.7																																																																						
FAM	034																																																																						
CW/CCW	Horário																																																																						
T	10																																																																						
G	27.5																																																																						
L	69.3																																																																						
SPL	9																																																																						
ID	12																																																																						
D	54.6																																																																						
FAM	085																																																																						
CW/CCW	Horário																																																																						
T	8																																																																						
G	28.2																																																																						
L	43																																																																						
SPL	8																																																																						
ID	12																																																																						
D	46.5																																																																						
FAM	110																																																																						
CW/CCW	Horário																																																																						

T	G	L	SPL	ID	CT	D	FAM	CW/CCW
Nº de Dentes # Of Pinon Teeth # De Los Dientes Del Pinón	ø Externo (mm) Pinon O.D. Piñon - ø Externa	Comprimento Total (mm) Length Largo	Nº de Estrias # Of Splines # De Estriás	ø da Bucha (mm) Pinon I.D. Pinón - ø Interna	Nº Dentes Coroa # Barrel Gear Teeth # Dientes de la Corona	ø da Capa (mm) Drive O.D. ø Externa	Família Family Familia	Horário/Anti Horário Clockwise/Counter Clockwise Horario/Antihorario

<div><div>1708</div><div></div><div>APLICAÇÃO Application / Aplicación Pg. 289</div></div>	<div><div>1.01.1708.0</div><div><table><tr><td>T</td><td>8</td></tr><tr><td>G</td><td>26.8</td></tr><tr><td>L</td><td>49</td></tr><tr><td>SPL</td><td>10</td></tr><tr><td>ID</td><td>12</td></tr><tr><td>D</td><td>46.4</td></tr><tr><td>FAM</td><td>094</td></tr><tr><td>CW/CCW</td><td>Horário</td></tr></table></div></div>	T	8	G	26.8	L	49	SPL	10	ID	12	D	46.4	FAM	094	CW/CCW	Horário	<div><div>1712</div><div></div><div>APLICAÇÃO Application / Aplicación Pg. 289</div></div>	<div><div>1.01.1712.0</div><div><table><tr><td>T</td><td>9</td></tr><tr><td>G</td><td>25.8</td></tr><tr><td>L</td><td>82.3</td></tr><tr><td>SPL</td><td>11</td></tr><tr><td>ID</td><td>11</td></tr><tr><td>D</td><td>46.6</td></tr><tr><td>FAM</td><td>138</td></tr><tr><td>CW/CCW</td><td>Anti-horário</td></tr></table></div></div>	T	9	G	25.8	L	82.3	SPL	11	ID	11	D	46.6	FAM	138	CW/CCW	Anti-horário	<div><div>1714</div><div></div><div>APLICAÇÃO Application / Aplicación Pg. 290</div></div>	<div><div>1.01.1714.0</div><div><table><tr><td>T</td><td>11</td></tr><tr><td>G</td><td>36</td></tr><tr><td>L</td><td>46.7</td></tr><tr><td>SPL</td><td>12</td></tr><tr><td>ID</td><td>12</td></tr><tr><td>D</td><td>45.4</td></tr><tr><td>FAM</td><td>115</td></tr><tr><td>CW/CCW</td><td>Horário</td></tr></table></div></div>	T	11	G	36	L	46.7	SPL	12	ID	12	D	45.4	FAM	115	CW/CCW	Horário	<div><div>1715</div><div></div><div>APLICAÇÃO Application / Aplicación Pg. 290</div></div>	<div><div>1.01.1715.0</div><div><table><tr><td>T</td><td>9</td></tr><tr><td>G</td><td>25.8</td></tr><tr><td>L</td><td>52</td></tr><tr><td>SPL</td><td>12</td></tr><tr><td>ID</td><td>12.06</td></tr><tr><td>D</td><td>43.5</td></tr><tr><td>FAM</td><td>047</td></tr><tr><td>CW/CCW</td><td>Horário</td></tr></table></div></div>	T	9	G	25.8	L	52	SPL	12	ID	12.06	D	43.5	FAM	047	CW/CCW	Horário
T	8																																																																						
G	26.8																																																																						
L	49																																																																						
SPL	10																																																																						
ID	12																																																																						
D	46.4																																																																						
FAM	094																																																																						
CW/CCW	Horário																																																																						
T	9																																																																						
G	25.8																																																																						
L	82.3																																																																						
SPL	11																																																																						
ID	11																																																																						
D	46.6																																																																						
FAM	138																																																																						
CW/CCW	Anti-horário																																																																						
T	11																																																																						
G	36																																																																						
L	46.7																																																																						
SPL	12																																																																						
ID	12																																																																						
D	45.4																																																																						
FAM	115																																																																						
CW/CCW	Horário																																																																						
T	9																																																																						
G	25.8																																																																						
L	52																																																																						
SPL	12																																																																						
ID	12.06																																																																						
D	43.5																																																																						
FAM	047																																																																						
CW/CCW	Horário																																																																						
<div><div>1716</div><div></div><div>APLICAÇÃO Application / Aplicación Pg. 290</div></div>	<div><div>1.01.1716.0</div><div><table><tr><td>T</td><td>10</td></tr><tr><td>G</td><td>39.67</td></tr><tr><td>L</td><td>51.5</td></tr><tr><td>SPL</td><td>8</td></tr><tr><td>ID</td><td>12</td></tr><tr><td>D</td><td>46.5</td></tr><tr><td>FAM</td><td>112</td></tr><tr><td>CW/CCW</td><td>Horário</td></tr></table></div></div>	T	10	G	39.67	L	51.5	SPL	8	ID	12	D	46.5	FAM	112	CW/CCW	Horário	<div><div>1717</div><div></div><div>APLICAÇÃO Application / Aplicación Pg. 290</div></div>	<div><div>1.01.1717.0</div><div><table><tr><td>T</td><td>10</td></tr><tr><td>G</td><td>27.5</td></tr><tr><td>L</td><td>51.5</td></tr><tr><td>SPL</td><td>8</td></tr><tr><td>ID</td><td>12</td></tr><tr><td>D</td><td>46.5</td></tr><tr><td>FAM</td><td>112</td></tr><tr><td>CW/CCW</td><td>Horário</td></tr></table></div></div>	T	10	G	27.5	L	51.5	SPL	8	ID	12	D	46.5	FAM	112	CW/CCW	Horário	<div><div>1718</div><div></div><div>APLICAÇÃO Application / Aplicación Pg. 290</div></div>	<div><div>1.01.1718.0</div><div><table><tr><td>T</td><td>11</td></tr><tr><td>G</td><td>35.4</td></tr><tr><td>L</td><td>50.5</td></tr><tr><td>SPL</td><td>10</td></tr><tr><td>ID</td><td>12.06</td></tr><tr><td>D</td><td>48.9</td></tr><tr><td>FAM</td><td>047</td></tr><tr><td>CW/CCW</td><td>Horário</td></tr></table></div></div>	T	11	G	35.4	L	50.5	SPL	10	ID	12.06	D	48.9	FAM	047	CW/CCW	Horário	<div><div>1720</div><div></div><div>APLICAÇÃO Application / Aplicación Pg. 290</div></div>	<div><div>1.01.1720.0</div><div><table><tr><td>T</td><td>9</td></tr><tr><td>G</td><td>29.64</td></tr><tr><td>L</td><td>47.9</td></tr><tr><td>SPL</td><td>10</td></tr><tr><td>ID</td><td>11</td></tr><tr><td>D</td><td>45.8</td></tr><tr><td>FAM</td><td>075</td></tr><tr><td>CW/CCW</td><td>Horário</td></tr></table></div></div>	T	9	G	29.64	L	47.9	SPL	10	ID	11	D	45.8	FAM	075	CW/CCW	Horário
T	10																																																																						
G	39.67																																																																						
L	51.5																																																																						
SPL	8																																																																						
ID	12																																																																						
D	46.5																																																																						
FAM	112																																																																						
CW/CCW	Horário																																																																						
T	10																																																																						
G	27.5																																																																						
L	51.5																																																																						
SPL	8																																																																						
ID	12																																																																						
D	46.5																																																																						
FAM	112																																																																						
CW/CCW	Horário																																																																						
T	11																																																																						
G	35.4																																																																						
L	50.5																																																																						
SPL	10																																																																						
ID	12.06																																																																						
D	48.9																																																																						
FAM	047																																																																						
CW/CCW	Horário																																																																						
T	9																																																																						
G	29.64																																																																						
L	47.9																																																																						
SPL	10																																																																						
ID	11																																																																						
D	45.8																																																																						
FAM	075																																																																						
CW/CCW	Horário																																																																						
<div><div>1722</div><div></div><div>APLICAÇÃO Application / Aplicación Pg. 290</div></div>	<div><div>1.01.1722.0</div><div><table><tr><td>T</td><td>18</td></tr><tr><td>G</td><td>12.7</td></tr><tr><td>L</td><td>102</td></tr><tr><td>SPL</td><td>-</td></tr><tr><td>CT</td><td>40</td></tr><tr><td>D</td><td>-</td></tr><tr><td>FAM</td><td>124</td></tr><tr><td>CW/CCW</td><td>Horário</td></tr></table></div></div>	T	18	G	12.7	L	102	SPL	-	CT	40	D	-	FAM	124	CW/CCW	Horário	<div><div>1723</div><div></div><div>APLICAÇÃO Application / Aplicación Pg. 291</div></div>	<div><div>1.01.1723.0</div><div><table><tr><td>T</td><td>18</td></tr><tr><td>G</td><td>12.7</td></tr><tr><td>L</td><td>102</td></tr><tr><td>SPL</td><td>-</td></tr><tr><td>CT</td><td>40</td></tr><tr><td>D</td><td>-</td></tr><tr><td>FAM</td><td>124</td></tr><tr><td>CW/CCW</td><td>Anti-horário</td></tr></table></div></div>	T	18	G	12.7	L	102	SPL	-	CT	40	D	-	FAM	124	CW/CCW	Anti-horário	<div><div>1727</div><div></div><div>APLICAÇÃO Application / Aplicación Pg. 291</div></div>	<div><div>1.01.1727.0</div><div><table><tr><td>T</td><td>10</td></tr><tr><td>G</td><td>31.8</td></tr><tr><td>L</td><td>56</td></tr><tr><td>SPL</td><td>8</td></tr><tr><td>ID</td><td>12.06</td></tr><tr><td>D</td><td>46.5</td></tr><tr><td>FAM</td><td>047</td></tr><tr><td>CW/CCW</td><td>Horário</td></tr></table></div></div>	T	10	G	31.8	L	56	SPL	8	ID	12.06	D	46.5	FAM	047	CW/CCW	Horário	<div><div>1734</div><div></div><div>APLICAÇÃO Application / Aplicación Pg. 291</div></div>	<div><div>1.01.1734.0</div><div><table><tr><td>T</td><td>9</td></tr><tr><td>G</td><td>29.6</td></tr><tr><td>L</td><td>64.2</td></tr><tr><td>SPL</td><td>5</td></tr><tr><td>ID</td><td>11</td></tr><tr><td>D</td><td>43.7</td></tr><tr><td>FAM</td><td>034</td></tr><tr><td>CW/CCW</td><td>Horário</td></tr></table></div></div>	T	9	G	29.6	L	64.2	SPL	5	ID	11	D	43.7	FAM	034	CW/CCW	Horário
T	18																																																																						
G	12.7																																																																						
L	102																																																																						
SPL	-																																																																						
CT	40																																																																						
D	-																																																																						
FAM	124																																																																						
CW/CCW	Horário																																																																						
T	18																																																																						
G	12.7																																																																						
L	102																																																																						
SPL	-																																																																						
CT	40																																																																						
D	-																																																																						
FAM	124																																																																						
CW/CCW	Anti-horário																																																																						
T	10																																																																						
G	31.8																																																																						
L	56																																																																						
SPL	8																																																																						
ID	12.06																																																																						
D	46.5																																																																						
FAM	047																																																																						
CW/CCW	Horário																																																																						
T	9																																																																						
G	29.6																																																																						
L	64.2																																																																						
SPL	5																																																																						
ID	11																																																																						
D	43.7																																																																						
FAM	034																																																																						
CW/CCW	Horário																																																																						
<div><div>1735</div><div></div><div>APLICAÇÃO Application / Aplicación Pg. 291</div></div>	<div><div>1.01.1735.0</div><div><table><tr><td>T</td><td>8</td></tr><tr><td>G</td><td>23.92</td></tr><tr><td>L</td><td>41.2</td></tr><tr><td>SPL</td><td>4</td></tr><tr><td>ID</td><td>10.12</td></tr><tr><td>D</td><td>46.8</td></tr><tr><td>FAM</td><td>089</td></tr><tr><td>CW/CCW</td><td>Horário</td></tr></table></div></div>	T	8	G	23.92	L	41.2	SPL	4	ID	10.12	D	46.8	FAM	089	CW/CCW	Horário	<div><div>1740</div><div></div><div>APLICAÇÃO Application / Aplicación Pg. 292</div></div>	<div><div>1.01.1740.0</div><div><table><tr><td>T</td><td>12</td></tr><tr><td>G</td><td>31.8</td></tr><tr><td>L</td><td>47.95</td></tr><tr><td>SPL</td><td>10</td></tr><tr><td>ID</td><td>11</td></tr><tr><td>D</td><td>48.7</td></tr><tr><td>FAM</td><td>074</td></tr><tr><td>CW/CCW</td><td>Horário</td></tr></table></div></div>	T	12	G	31.8	L	47.95	SPL	10	ID	11	D	48.7	FAM	074	CW/CCW	Horário	<div><div>1741</div><div></div><div>APLICAÇÃO Application / Aplicación Pg. 292</div></div>	<div><div>1.01.1741.0</div><div><table><tr><td>T</td><td>10</td></tr><tr><td>G</td><td>27.94</td></tr><tr><td>L</td><td>80.4</td></tr><tr><td>SPL</td><td>11</td></tr><tr><td>ID</td><td>11</td></tr><tr><td>D</td><td>46.6</td></tr><tr><td>FAM</td><td>138</td></tr><tr><td>CW/CCW</td><td>Anti-horário</td></tr></table></div></div>	T	10	G	27.94	L	80.4	SPL	11	ID	11	D	46.6	FAM	138	CW/CCW	Anti-horário	<div><div>1745</div><div></div><div>APLICAÇÃO Application / Aplicación Pg. 292</div></div>	<div><div>1.01.1745.0</div><div><table><tr><td>T</td><td>9</td></tr><tr><td>G</td><td>25.8</td></tr><tr><td>L</td><td>40.5</td></tr><tr><td>SPL</td><td>8</td></tr><tr><td>ID</td><td>12</td></tr><tr><td>D</td><td>46.5</td></tr><tr><td>FAM</td><td>117</td></tr><tr><td>CW/CCW</td><td>Horário</td></tr></table></div></div>	T	9	G	25.8	L	40.5	SPL	8	ID	12	D	46.5	FAM	117	CW/CCW	Horário
T	8																																																																						
G	23.92																																																																						
L	41.2																																																																						
SPL	4																																																																						
ID	10.12																																																																						
D	46.8																																																																						
FAM	089																																																																						
CW/CCW	Horário																																																																						
T	12																																																																						
G	31.8																																																																						
L	47.95																																																																						
SPL	10																																																																						
ID	11																																																																						
D	48.7																																																																						
FAM	074																																																																						
CW/CCW	Horário																																																																						
T	10																																																																						
G	27.94																																																																						
L	80.4																																																																						
SPL	11																																																																						
ID	11																																																																						
D	46.6																																																																						
FAM	138																																																																						
CW/CCW	Anti-horário																																																																						
T	9																																																																						
G	25.8																																																																						
L	40.5																																																																						
SPL	8																																																																						
ID	12																																																																						
D	46.5																																																																						
FAM	117																																																																						
CW/CCW	Horário																																																																						

T	G	L	SPL	ID	CT	D	FAM	CW/CCW
Nº de Dentes # Of Pinon Teeth # De Los Dientes Del Pinón	Ø Externo (mm) Pinon O.D. Piñon - Ø Externa	Comprimento Total (mm) Length Largo	Nº de Estrias # Of Splines # De Estriás	Ø da Bucha (mm) Pinon I.D. Pinón - Ø Interna	Nº Dentes Coroa # Barrel Gear Teeth # Dientes de la Corona	Ø da Capa (mm) Drive O.D. Ø Externa	Família Family Familia	Horário/Anti Horário Clockwise/Counter Clockwise Horario/Antihorario

<div>1752</div> <div></div> <div>APLICAÇÃO Application / Aplicación Pg. 292</div>	<div>1.01.1752.0</div> <table><tr><td>T</td><td>9</td></tr><tr><td>G</td><td>25.82</td></tr><tr><td>L</td><td>45.5</td></tr><tr><td>SPL</td><td>10</td></tr><tr><td>ID</td><td>12</td></tr><tr><td>D</td><td>48.9</td></tr><tr><td>FAM</td><td>047</td></tr><tr><td>CW/CCW</td><td>Horário</td></tr></table>	T	9	G	25.82	L	45.5	SPL	10	ID	12	D	48.9	FAM	047	CW/CCW	Horário	<div>1755</div> <div></div> <div>APLICAÇÃO Application / Aplicación Pg. 292</div>	<div>1.01.1755.0</div> <table><tr><td>T</td><td>9</td></tr><tr><td>G</td><td>25.82</td></tr><tr><td>L</td><td>41.15</td></tr><tr><td>SPL</td><td>4</td></tr><tr><td>ID</td><td>10.1</td></tr><tr><td>D</td><td>46.3</td></tr><tr><td>FAM</td><td>089</td></tr><tr><td>CW/CCW</td><td>Horário</td></tr></table>	T	9	G	25.82	L	41.15	SPL	4	ID	10.1	D	46.3	FAM	089	CW/CCW	Horário	<div>1756</div> <div></div> <div>APLICAÇÃO Application / Aplicación Pg. 292</div>	<div>1.01.1756.0</div> <table><tr><td>T</td><td>10</td></tr><tr><td>G</td><td>28.15</td></tr><tr><td>L</td><td>45.5</td></tr><tr><td>SPL</td><td>10</td></tr><tr><td>ID</td><td>12</td></tr><tr><td>D</td><td>48.9</td></tr><tr><td>FAM</td><td>047</td></tr><tr><td>CW/CCW</td><td>Horário</td></tr></table>	T	10	G	28.15	L	45.5	SPL	10	ID	12	D	48.9	FAM	047	CW/CCW	Horário	<div>1757</div> <div></div> <div>APLICAÇÃO Application / Aplicación Pg. 293</div>	<div>1.01.1757.0</div> <table><tr><td>T</td><td>11</td></tr><tr><td>G</td><td>30</td></tr><tr><td>L</td><td>48</td></tr><tr><td>SPL</td><td>10</td></tr><tr><td>ID</td><td>11</td></tr><tr><td>D</td><td>47.4</td></tr><tr><td>FAM</td><td>074</td></tr><tr><td>CW/CCW</td><td>Horário</td></tr></table>	T	11	G	30	L	48	SPL	10	ID	11	D	47.4	FAM	074	CW/CCW	Horário
T	9																																																																						
G	25.82																																																																						
L	45.5																																																																						
SPL	10																																																																						
ID	12																																																																						
D	48.9																																																																						
FAM	047																																																																						
CW/CCW	Horário																																																																						
T	9																																																																						
G	25.82																																																																						
L	41.15																																																																						
SPL	4																																																																						
ID	10.1																																																																						
D	46.3																																																																						
FAM	089																																																																						
CW/CCW	Horário																																																																						
T	10																																																																						
G	28.15																																																																						
L	45.5																																																																						
SPL	10																																																																						
ID	12																																																																						
D	48.9																																																																						
FAM	047																																																																						
CW/CCW	Horário																																																																						
T	11																																																																						
G	30																																																																						
L	48																																																																						
SPL	10																																																																						
ID	11																																																																						
D	47.4																																																																						
FAM	074																																																																						
CW/CCW	Horário																																																																						
<div>1758</div> <div></div> <div>APLICAÇÃO Application / Aplicación Pg. 293</div>	<div>1.01.1758.0</div> <table><tr><td>T</td><td>11</td></tr><tr><td>G</td><td>29.38</td></tr><tr><td>L</td><td>45</td></tr><tr><td>SPL</td><td>8</td></tr><tr><td>ID</td><td>12</td></tr><tr><td>D</td><td>48.9</td></tr><tr><td>FAM</td><td>047</td></tr><tr><td>CW/CCW</td><td>Horário</td></tr></table>	T	11	G	29.38	L	45	SPL	8	ID	12	D	48.9	FAM	047	CW/CCW	Horário	<div>1759</div> <div></div> <div>APLICAÇÃO Application / Aplicación Pg. 293</div>	<div>1.01.1759.0</div> <table><tr><td>T</td><td>9</td></tr><tr><td>G</td><td>29.6</td></tr><tr><td>L</td><td>75</td></tr><tr><td>SPL</td><td>5</td></tr><tr><td>ID</td><td>11</td></tr><tr><td>D</td><td>41.5</td></tr><tr><td>FAM</td><td>050</td></tr><tr><td>CW/CCW</td><td>Horário</td></tr></table>	T	9	G	29.6	L	75	SPL	5	ID	11	D	41.5	FAM	050	CW/CCW	Horário	<div>1761</div> <div></div> <div>APLICAÇÃO Application / Aplicación Pg. 293</div>	<div>1.01.1761.0</div> <table><tr><td>T</td><td>10</td></tr><tr><td>G</td><td>27.94</td></tr><tr><td>L</td><td>51</td></tr><tr><td>SPL</td><td>8</td></tr><tr><td>ID</td><td>12</td></tr><tr><td>D</td><td>46.5</td></tr><tr><td>FAM</td><td>110</td></tr><tr><td>CW/CCW</td><td>Horário</td></tr></table>	T	10	G	27.94	L	51	SPL	8	ID	12	D	46.5	FAM	110	CW/CCW	Horário	<div>1762</div> <div></div> <div>APLICAÇÃO Application / Aplicación Pg. 293</div>	<div>1.01.1762.0</div> <table><tr><td>T</td><td>10</td></tr><tr><td>G</td><td>27.94</td></tr><tr><td>L</td><td>44</td></tr><tr><td>SPL</td><td>10</td></tr><tr><td>ID</td><td>12.5</td></tr><tr><td>D</td><td>46.5</td></tr><tr><td>FAM</td><td>117</td></tr><tr><td>CW/CCW</td><td>Horário</td></tr></table>	T	10	G	27.94	L	44	SPL	10	ID	12.5	D	46.5	FAM	117	CW/CCW	Horário
T	11																																																																						
G	29.38																																																																						
L	45																																																																						
SPL	8																																																																						
ID	12																																																																						
D	48.9																																																																						
FAM	047																																																																						
CW/CCW	Horário																																																																						
T	9																																																																						
G	29.6																																																																						
L	75																																																																						
SPL	5																																																																						
ID	11																																																																						
D	41.5																																																																						
FAM	050																																																																						
CW/CCW	Horário																																																																						
T	10																																																																						
G	27.94																																																																						
L	51																																																																						
SPL	8																																																																						
ID	12																																																																						
D	46.5																																																																						
FAM	110																																																																						
CW/CCW	Horário																																																																						
T	10																																																																						
G	27.94																																																																						
L	44																																																																						
SPL	10																																																																						
ID	12.5																																																																						
D	46.5																																																																						
FAM	117																																																																						
CW/CCW	Horário																																																																						
<div>1763</div> <div></div> <div>APLICAÇÃO Application / Aplicación Pg. 293</div>	<div>1.01.1763.0</div> <table><tr><td>T</td><td>9</td></tr><tr><td>G</td><td>25.82</td></tr><tr><td>L</td><td>41.15</td></tr><tr><td>SPL</td><td>5</td></tr><tr><td>ID</td><td>11.02</td></tr><tr><td>D</td><td>46.3</td></tr><tr><td>FAM</td><td>089</td></tr><tr><td>CW/CCW</td><td>Horário</td></tr></table>	T	9	G	25.82	L	41.15	SPL	5	ID	11.02	D	46.3	FAM	089	CW/CCW	Horário	<div>1764</div> <div></div> <div>APLICAÇÃO Application / Aplicación Pg. 294</div>	<div>1.01.1764.0</div> <table><tr><td>T</td><td>11</td></tr><tr><td>G</td><td>34.5</td></tr><tr><td>L</td><td>50.7</td></tr><tr><td>SPL</td><td>8</td></tr><tr><td>ID</td><td>12</td></tr><tr><td>D</td><td>45.3</td></tr><tr><td>FAM</td><td>110</td></tr><tr><td>CW/CCW</td><td>Horário</td></tr></table>	T	11	G	34.5	L	50.7	SPL	8	ID	12	D	45.3	FAM	110	CW/CCW	Horário	<div>1765</div> <div></div> <div>APLICAÇÃO Application / Aplicación Pg. 294</div>	<div>1.01.1765.0</div> <table><tr><td>T</td><td>9</td></tr><tr><td>G</td><td>29.87</td></tr><tr><td>L</td><td>45.8</td></tr><tr><td>SPL</td><td>10</td></tr><tr><td>ID</td><td>12</td></tr><tr><td>D</td><td>48.9</td></tr><tr><td>FAM</td><td>047</td></tr><tr><td>CW/CCW</td><td>Horário</td></tr></table>	T	9	G	29.87	L	45.8	SPL	10	ID	12	D	48.9	FAM	047	CW/CCW	Horário	<div>1768</div> <div></div> <div>APLICAÇÃO Application / Aplicación Pg. 294</div>	<div>1.01.1768.0</div> <table><tr><td>T</td><td>12</td></tr><tr><td>G</td><td>37.8</td></tr><tr><td>L</td><td>87.15</td></tr><tr><td>SPL</td><td>4</td></tr><tr><td>ID</td><td>10</td></tr><tr><td>D</td><td>48.9</td></tr><tr><td>FAM</td><td>109</td></tr><tr><td>CW/CCW</td><td>Horário</td></tr></table>	T	12	G	37.8	L	87.15	SPL	4	ID	10	D	48.9	FAM	109	CW/CCW	Horário
T	9																																																																						
G	25.82																																																																						
L	41.15																																																																						
SPL	5																																																																						
ID	11.02																																																																						
D	46.3																																																																						
FAM	089																																																																						
CW/CCW	Horário																																																																						
T	11																																																																						
G	34.5																																																																						
L	50.7																																																																						
SPL	8																																																																						
ID	12																																																																						
D	45.3																																																																						
FAM	110																																																																						
CW/CCW	Horário																																																																						
T	9																																																																						
G	29.87																																																																						
L	45.8																																																																						
SPL	10																																																																						
ID	12																																																																						
D	48.9																																																																						
FAM	047																																																																						
CW/CCW	Horário																																																																						
T	12																																																																						
G	37.8																																																																						
L	87.15																																																																						
SPL	4																																																																						
ID	10																																																																						
D	48.9																																																																						
FAM	109																																																																						
CW/CCW	Horário																																																																						
<div>1770</div> <div></div> <div>APLICAÇÃO Application / Aplicación Pg. 294</div>	<div>1.01.1770.0</div> <table><tr><td>T</td><td>11</td></tr><tr><td>G</td><td>34.8</td></tr><tr><td>L</td><td>40.1</td></tr><tr><td>SPL</td><td>8</td></tr><tr><td>ID</td><td>12</td></tr><tr><td>D</td><td>46.5</td></tr><tr><td>FAM</td><td>110</td></tr><tr><td>CW/CCW</td><td>Horário</td></tr></table>	T	11	G	34.8	L	40.1	SPL	8	ID	12	D	46.5	FAM	110	CW/CCW	Horário	<div>1771</div> <div></div> <div>APLICAÇÃO Application / Aplicación Pg. 295</div>	<div>1.01.1771.0</div> <table><tr><td>T</td><td>8</td></tr><tr><td>G</td><td>28.2</td></tr><tr><td>L</td><td>51</td></tr><tr><td>SPL</td><td>8</td></tr><tr><td>ID</td><td>12</td></tr><tr><td>D</td><td>46.5</td></tr><tr><td>FAM</td><td>110</td></tr><tr><td>CW/CCW</td><td>Horário</td></tr></table>	T	8	G	28.2	L	51	SPL	8	ID	12	D	46.5	FAM	110	CW/CCW	Horário	<div>1774</div> <div></div> <div>APLICAÇÃO Application / Aplicación Pg. 295</div>	<div>1.01.1774.0</div> <table><tr><td>T</td><td>13</td></tr><tr><td>G</td><td>34</td></tr><tr><td>L</td><td>51.7</td></tr><tr><td>SPL</td><td>8</td></tr><tr><td>ID</td><td>12</td></tr><tr><td>D</td><td>46.5</td></tr><tr><td>FAM</td><td>112</td></tr><tr><td>CW/CCW</td><td>Horário</td></tr></table>	T	13	G	34	L	51.7	SPL	8	ID	12	D	46.5	FAM	112	CW/CCW	Horário	<div>1775</div> <div></div> <div>APLICAÇÃO Application / Aplicación Pg. 295</div>	<div>1.01.1775.0</div> <table><tr><td>T</td><td>8</td></tr><tr><td>G</td><td>28.2</td></tr><tr><td>L</td><td>43.6</td></tr><tr><td>SPL</td><td>8</td></tr><tr><td>ID</td><td>12</td></tr><tr><td>D</td><td>46.5</td></tr><tr><td>FAM</td><td>117</td></tr><tr><td>CW/CCW</td><td>Horário</td></tr></table>	T	8	G	28.2	L	43.6	SPL	8	ID	12	D	46.5	FAM	117	CW/CCW	Horário
T	11																																																																						
G	34.8																																																																						
L	40.1																																																																						
SPL	8																																																																						
ID	12																																																																						
D	46.5																																																																						
FAM	110																																																																						
CW/CCW	Horário																																																																						
T	8																																																																						
G	28.2																																																																						
L	51																																																																						
SPL	8																																																																						
ID	12																																																																						
D	46.5																																																																						
FAM	110																																																																						
CW/CCW	Horário																																																																						
T	13																																																																						
G	34																																																																						
L	51.7																																																																						
SPL	8																																																																						
ID	12																																																																						
D	46.5																																																																						
FAM	112																																																																						
CW/CCW	Horário																																																																						
T	8																																																																						
G	28.2																																																																						
L	43.6																																																																						
SPL	8																																																																						
ID	12																																																																						
D	46.5																																																																						
FAM	117																																																																						
CW/CCW	Horário																																																																						

T	G	L	SPL	ID	CT	D	FAM	CW/CCW
Nº de Dentes # Of Pinon Teeth # De Los Dientes Del Pinón	Ø Externo (mm) Pinon O.D. Piñon - Ø Externa	Comprimento Total (mm) Length Largo	Nº de Estrias # Of Splines # De Estriás	Ø da Bucha (mm) Pinon I.D. Pinón - Ø Interna	Nº Dentes Coroa # Barrel Gear Teeth # Dientes de la Corona	Ø da Capa (mm) Drive O.D. Ø Externa	Família Family Familia	Horário/Anti Horário Clockwise/Counter Clockwise Horario/Antihorario

<div>1776</div> <div></div> <div>APLICAÇÃO Application / Aplicación Pg. 295</div>	<div>1.01.1776.0</div> <table><tr><td>T</td><td>9</td></tr><tr><td>G</td><td>28</td></tr><tr><td>L</td><td>45.15</td></tr><tr><td>SPL</td><td>8</td></tr><tr><td>ID</td><td>12</td></tr><tr><td>D</td><td>48.9</td></tr><tr><td>FAM</td><td>047</td></tr><tr><td>CW/CCW</td><td>Horário</td></tr></table>	T	9	G	28	L	45.15	SPL	8	ID	12	D	48.9	FAM	047	CW/CCW	Horário	<div>1777</div> <div></div> <div>APLICAÇÃO Application / Aplicación Pg. 295</div>	<div>1.01.1777.0</div> <table><tr><td>T</td><td>10</td></tr><tr><td>G</td><td>27.94</td></tr><tr><td>L</td><td>55.8</td></tr><tr><td>SPL</td><td>8</td></tr><tr><td>ID</td><td>12</td></tr><tr><td>D</td><td>45.5</td></tr><tr><td>FAM</td><td>047</td></tr><tr><td>CW/CCW</td><td>Horário</td></tr></table>	T	10	G	27.94	L	55.8	SPL	8	ID	12	D	45.5	FAM	047	CW/CCW	Horário	<div>1778</div> <div></div> <div>APLICAÇÃO Application / Aplicación Pg. 295</div>	<div>1.01.1778.0</div> <table><tr><td>T</td><td>8</td></tr><tr><td>G</td><td>28.2</td></tr><tr><td>L</td><td>55.8</td></tr><tr><td>SPL</td><td>8</td></tr><tr><td>ID</td><td>12</td></tr><tr><td>D</td><td>45.5</td></tr><tr><td>FAM</td><td>047</td></tr><tr><td>CW/CCW</td><td>Horário</td></tr></table>	T	8	G	28.2	L	55.8	SPL	8	ID	12	D	45.5	FAM	047	CW/CCW	Horário	<div>1779</div> <div></div> <div>APLICAÇÃO Application / Aplicación Pg. 296</div>	<div>1.01.1779.0</div> <table><tr><td>T</td><td>10</td></tr><tr><td>G</td><td>27.94</td></tr><tr><td>L</td><td>38.6</td></tr><tr><td>SPL</td><td>10</td></tr><tr><td>ID</td><td>12.51</td></tr><tr><td>D</td><td>46.5</td></tr><tr><td>FAM</td><td>117</td></tr><tr><td>CW/CCW</td><td>Horário</td></tr></table>	T	10	G	27.94	L	38.6	SPL	10	ID	12.51	D	46.5	FAM	117	CW/CCW	Horário
T	9																																																																						
G	28																																																																						
L	45.15																																																																						
SPL	8																																																																						
ID	12																																																																						
D	48.9																																																																						
FAM	047																																																																						
CW/CCW	Horário																																																																						
T	10																																																																						
G	27.94																																																																						
L	55.8																																																																						
SPL	8																																																																						
ID	12																																																																						
D	45.5																																																																						
FAM	047																																																																						
CW/CCW	Horário																																																																						
T	8																																																																						
G	28.2																																																																						
L	55.8																																																																						
SPL	8																																																																						
ID	12																																																																						
D	45.5																																																																						
FAM	047																																																																						
CW/CCW	Horário																																																																						
T	10																																																																						
G	27.94																																																																						
L	38.6																																																																						
SPL	10																																																																						
ID	12.51																																																																						
D	46.5																																																																						
FAM	117																																																																						
CW/CCW	Horário																																																																						
<div>1780</div> <div></div> <div>APLICAÇÃO Application / Aplicación Pg. 296</div>	<div>1.01.1780.0</div> <table><tr><td>T</td><td>10</td></tr><tr><td>G</td><td>39.15</td></tr><tr><td>L</td><td>95.3</td></tr><tr><td>SPL</td><td>-</td></tr><tr><td>CT</td><td>41</td></tr><tr><td>D</td><td>-</td></tr><tr><td>FAM</td><td>122</td></tr><tr><td>CW/CCW</td><td>Horário</td></tr></table>	T	10	G	39.15	L	95.3	SPL	-	CT	41	D	-	FAM	122	CW/CCW	Horário	<div>1781</div> <div></div> <div>APLICAÇÃO Application / Aplicación Pg. 296</div>	<div>1.01.1781.0</div> <table><tr><td>T</td><td>10</td></tr><tr><td>G</td><td>27.94</td></tr><tr><td>L</td><td>48.2</td></tr><tr><td>SPL</td><td>8</td></tr><tr><td>ID</td><td>12</td></tr><tr><td>D</td><td>46.5</td></tr><tr><td>FAM</td><td>117</td></tr><tr><td>CW/CCW</td><td>Horário</td></tr></table>	T	10	G	27.94	L	48.2	SPL	8	ID	12	D	46.5	FAM	117	CW/CCW	Horário	<div>1784</div> <div></div> <div>APLICAÇÃO Application / Aplicación Pg. 296</div>	<div>1.01.1784.0</div> <table><tr><td>T</td><td>10</td></tr><tr><td>G</td><td>37.8</td></tr><tr><td>L</td><td>89</td></tr><tr><td>SPL</td><td>6</td></tr><tr><td>ID</td><td>15.01</td></tr><tr><td>D</td><td>60</td></tr><tr><td>FAM</td><td>020</td></tr><tr><td>CW/CCW</td><td>Horário</td></tr></table>	T	10	G	37.8	L	89	SPL	6	ID	15.01	D	60	FAM	020	CW/CCW	Horário	<div>1787</div> <div></div> <div>APLICAÇÃO Application / Aplicación Pg. 296</div>	<div>1.01.1787.0</div> <table><tr><td>T</td><td>9</td></tr><tr><td>G</td><td>29.6</td></tr><tr><td>L</td><td>43.3</td></tr><tr><td>SPL</td><td>8</td></tr><tr><td>ID</td><td>12</td></tr><tr><td>D</td><td>46.5</td></tr><tr><td>FAM</td><td>117</td></tr><tr><td>CW/CCW</td><td>Horário</td></tr></table>	T	9	G	29.6	L	43.3	SPL	8	ID	12	D	46.5	FAM	117	CW/CCW	Horário
T	10																																																																						
G	39.15																																																																						
L	95.3																																																																						
SPL	-																																																																						
CT	41																																																																						
D	-																																																																						
FAM	122																																																																						
CW/CCW	Horário																																																																						
T	10																																																																						
G	27.94																																																																						
L	48.2																																																																						
SPL	8																																																																						
ID	12																																																																						
D	46.5																																																																						
FAM	117																																																																						
CW/CCW	Horário																																																																						
T	10																																																																						
G	37.8																																																																						
L	89																																																																						
SPL	6																																																																						
ID	15.01																																																																						
D	60																																																																						
FAM	020																																																																						
CW/CCW	Horário																																																																						
T	9																																																																						
G	29.6																																																																						
L	43.3																																																																						
SPL	8																																																																						
ID	12																																																																						
D	46.5																																																																						
FAM	117																																																																						
CW/CCW	Horário																																																																						
<div>1788</div> <div></div> <div>APLICAÇÃO Application / Aplicación Pg. 296</div>	<div>1.01.1788.0</div> <table><tr><td>T</td><td>11</td></tr><tr><td>G</td><td>35</td></tr><tr><td>L</td><td>43.3</td></tr><tr><td>SPL</td><td>8</td></tr><tr><td>ID</td><td>12</td></tr><tr><td>D</td><td>46.5</td></tr><tr><td>FAM</td><td>117</td></tr><tr><td>CW/CCW</td><td>Horário</td></tr></table>	T	11	G	35	L	43.3	SPL	8	ID	12	D	46.5	FAM	117	CW/CCW	Horário	<div>1790</div> <div></div> <div>APLICAÇÃO Application / Aplicación Pg. 297</div>	<div>1.01.1790.0</div> <table><tr><td>T</td><td>9</td></tr><tr><td>G</td><td>36.3</td></tr><tr><td>L</td><td>49.5</td></tr><tr><td>SPL</td><td>10</td></tr><tr><td>ID</td><td>12.1</td></tr><tr><td>D</td><td>50.5</td></tr><tr><td>FAM</td><td>094</td></tr><tr><td>CW/CCW</td><td>Horário</td></tr></table>	T	9	G	36.3	L	49.5	SPL	10	ID	12.1	D	50.5	FAM	094	CW/CCW	Horário	<div>1791</div> <div></div> <div>APLICAÇÃO Application / Aplicación Pg. 297</div>	<div>1.01.1791.0</div> <table><tr><td>T</td><td>10</td></tr><tr><td>G</td><td>28.15</td></tr><tr><td>L</td><td>44.2</td></tr><tr><td>SPL</td><td>4</td></tr><tr><td>ID</td><td>10.12</td></tr><tr><td>D</td><td>46.4</td></tr><tr><td>FAM</td><td>089</td></tr><tr><td>CW/CCW</td><td>Horário</td></tr></table>	T	10	G	28.15	L	44.2	SPL	4	ID	10.12	D	46.4	FAM	089	CW/CCW	Horário	<div>1794</div> <div></div> <div>APLICAÇÃO Application / Aplicación Pg. 297</div>	<div>1.01.1794.0</div> <table><tr><td>T</td><td>11</td></tr><tr><td>G</td><td>34.8</td></tr><tr><td>L</td><td>48.3</td></tr><tr><td>SPL</td><td>6</td></tr><tr><td>ID</td><td>12</td></tr><tr><td>D</td><td>46.1</td></tr><tr><td>FAM</td><td>047</td></tr><tr><td>CW/CCW</td><td>Horário</td></tr></table>	T	11	G	34.8	L	48.3	SPL	6	ID	12	D	46.1	FAM	047	CW/CCW	Horário
T	11																																																																						
G	35																																																																						
L	43.3																																																																						
SPL	8																																																																						
ID	12																																																																						
D	46.5																																																																						
FAM	117																																																																						
CW/CCW	Horário																																																																						
T	9																																																																						
G	36.3																																																																						
L	49.5																																																																						
SPL	10																																																																						
ID	12.1																																																																						
D	50.5																																																																						
FAM	094																																																																						
CW/CCW	Horário																																																																						
T	10																																																																						
G	28.15																																																																						
L	44.2																																																																						
SPL	4																																																																						
ID	10.12																																																																						
D	46.4																																																																						
FAM	089																																																																						
CW/CCW	Horário																																																																						
T	11																																																																						
G	34.8																																																																						
L	48.3																																																																						
SPL	6																																																																						
ID	12																																																																						
D	46.1																																																																						
FAM	047																																																																						
CW/CCW	Horário																																																																						
<div>1797</div> <div></div> <div>APLICAÇÃO Application / Aplicación Pg. 297</div>	<div>1.01.1797.0</div> <table><tr><td>T</td><td>8</td></tr><tr><td>G</td><td>28.2</td></tr><tr><td>L</td><td>60</td></tr><tr><td>SPL</td><td>12</td></tr><tr><td>ID</td><td>12.06</td></tr><tr><td>D</td><td>43.5</td></tr><tr><td>FAM</td><td>047</td></tr><tr><td>CW/CCW</td><td>Anti-horário</td></tr></table>	T	8	G	28.2	L	60	SPL	12	ID	12.06	D	43.5	FAM	047	CW/CCW	Anti-horário	<div>1799</div> <div></div> <div>APLICAÇÃO Application / Aplicación Pg. 297</div>	<div>1.01.1799.0</div> <table><tr><td>T</td><td>10</td></tr><tr><td>G</td><td>32</td></tr><tr><td>L</td><td>45</td></tr><tr><td>SPL</td><td>8</td></tr><tr><td>ID</td><td>12</td></tr><tr><td>D</td><td>46.6</td></tr><tr><td>FAM</td><td>110</td></tr><tr><td>CW/CCW</td><td>Horário</td></tr></table>	T	10	G	32	L	45	SPL	8	ID	12	D	46.6	FAM	110	CW/CCW	Horário	<div>1800</div> <div></div> <div>APLICAÇÃO Application / Aplicación Pg. 297</div>	<div>1.01.1800.0</div> <table><tr><td>T</td><td>8</td></tr><tr><td>G</td><td>28.2</td></tr><tr><td>L</td><td>48.5</td></tr><tr><td>SPL</td><td>6</td></tr><tr><td>ID</td><td>12</td></tr><tr><td>D</td><td>46.5</td></tr><tr><td>FAM</td><td>047</td></tr><tr><td>CW/CCW</td><td>Horário</td></tr></table>	T	8	G	28.2	L	48.5	SPL	6	ID	12	D	46.5	FAM	047	CW/CCW	Horário	<div>1801</div> <div></div> <div>APLICAÇÃO Application / Aplicación Pg. 297</div>	<div>1.01.1801.0</div> <table><tr><td>T</td><td>8</td></tr><tr><td>G</td><td>23.46</td></tr><tr><td>L</td><td>43.8</td></tr><tr><td>SPL</td><td>12</td></tr><tr><td>ID</td><td>10.69</td></tr><tr><td>D</td><td>45.3</td></tr><tr><td>FAM</td><td>034</td></tr><tr><td>CW/CCW</td><td>Horário</td></tr></table>	T	8	G	23.46	L	43.8	SPL	12	ID	10.69	D	45.3	FAM	034	CW/CCW	Horário
T	8																																																																						
G	28.2																																																																						
L	60																																																																						
SPL	12																																																																						
ID	12.06																																																																						
D	43.5																																																																						
FAM	047																																																																						
CW/CCW	Anti-horário																																																																						
T	10																																																																						
G	32																																																																						
L	45																																																																						
SPL	8																																																																						
ID	12																																																																						
D	46.6																																																																						
FAM	110																																																																						
CW/CCW	Horário																																																																						
T	8																																																																						
G	28.2																																																																						
L	48.5																																																																						
SPL	6																																																																						
ID	12																																																																						
D	46.5																																																																						
FAM	047																																																																						
CW/CCW	Horário																																																																						
T	8																																																																						
G	23.46																																																																						
L	43.8																																																																						
SPL	12																																																																						
ID	10.69																																																																						
D	45.3																																																																						
FAM	034																																																																						
CW/CCW	Horário																																																																						



T	G	L	SPL	ID	CT	D	FAM	CW/CCW
Nº de Dentes # Of Pinon Teeth # De Los Dientes Del Pinón	Ø Externo (mm) Pinon O.D. Piñon - Ø Externa	Comprimento Total (mm) Length Largo	Nº de Estrias # Of Splines # De Estriás	Ø da Bucha (mm) Pinon I.D. Pinón - Ø Interna	Nº Dentes Coroa # Barrel Gear Teeth # Dientes de la Corona	Ø da Capa (mm) Drive O.D. Ø Externa	Família Family Familia	Horário/Anti Horário Clockwise/Counter Clockwise Horario/Antihorario

<div></div> <div>1803</div> <div>APLICAÇÃO Application / Aplicación Pg. 298</div>	<table><tr><td>1.01.1803.0</td><td>T</td><td>13</td></tr><tr><td></td><td>G</td><td>34.65</td></tr><tr><td></td><td>L</td><td>97.85</td></tr><tr><td></td><td>SPL</td><td>16</td></tr><tr><td></td><td>ID</td><td>-</td></tr><tr><td></td><td>D</td><td>45.8</td></tr><tr><td></td><td>FAM</td><td>151</td></tr><tr><td>CW/CCW</td><td colspan="2">Anti-horário</td></tr></table>	1.01.1803.0	T	13		G	34.65		L	97.85		SPL	16		ID	-		D	45.8		FAM	151	CW/CCW	Anti-horário		<div></div> <div>1807</div> <div>APLICAÇÃO Application / Aplicación Pg. 298</div>	<table><tr><td>1.01.1807.0</td><td>T</td><td>12</td></tr><tr><td></td><td>G</td><td>39</td></tr><tr><td></td><td>L</td><td>63</td></tr><tr><td></td><td>SPL</td><td>8</td></tr><tr><td></td><td>ID</td><td>13.01</td></tr><tr><td></td><td>D</td><td>46.5</td></tr><tr><td></td><td>FAM</td><td>112</td></tr><tr><td>CW/CCW</td><td colspan="2">Horário</td></tr></table>	1.01.1807.0	T	12		G	39		L	63		SPL	8		ID	13.01		D	46.5		FAM	112	CW/CCW	Horário		<div></div> <div>1808</div> <div>APLICAÇÃO Application / Aplicación Pg. 298</div>	<table><tr><td>1.01.1808.0</td><td>T</td><td>26</td></tr><tr><td></td><td>G</td><td>19.02</td></tr><tr><td></td><td>L</td><td>140.2</td></tr><tr><td></td><td>SPL</td><td>6</td></tr><tr><td></td><td>ID</td><td>-</td></tr><tr><td></td><td>D</td><td>71.9</td></tr><tr><td></td><td>FAM</td><td>128</td></tr><tr><td>CW/CCW</td><td colspan="2">Horário</td></tr></table>	1.01.1808.0	T	26		G	19.02		L	140.2		SPL	6		ID	-		D	71.9		FAM	128	CW/CCW	Horário		<div></div> <div>1812</div> <div>APLICAÇÃO Application / Aplicación Pg. 298</div>	<table><tr><td>1.01.1812.0</td><td>T</td><td>11</td></tr><tr><td></td><td>G</td><td>29.38</td></tr><tr><td></td><td>L</td><td>45</td></tr><tr><td></td><td>SPL</td><td>10</td></tr><tr><td></td><td>ID</td><td>12</td></tr><tr><td></td><td>D</td><td>48.9</td></tr><tr><td></td><td>FAM</td><td>047</td></tr><tr><td>CW/CCW</td><td colspan="2">Horário</td></tr></table>	1.01.1812.0	T	11		G	29.38		L	45		SPL	10		ID	12		D	48.9		FAM	047	CW/CCW	Horário	
1.01.1803.0	T	13																																																																																																					
	G	34.65																																																																																																					
	L	97.85																																																																																																					
	SPL	16																																																																																																					
	ID	-																																																																																																					
	D	45.8																																																																																																					
	FAM	151																																																																																																					
CW/CCW	Anti-horário																																																																																																						
1.01.1807.0	T	12																																																																																																					
	G	39																																																																																																					
	L	63																																																																																																					
	SPL	8																																																																																																					
	ID	13.01																																																																																																					
	D	46.5																																																																																																					
	FAM	112																																																																																																					
CW/CCW	Horário																																																																																																						
1.01.1808.0	T	26																																																																																																					
	G	19.02																																																																																																					
	L	140.2																																																																																																					
	SPL	6																																																																																																					
	ID	-																																																																																																					
	D	71.9																																																																																																					
	FAM	128																																																																																																					
CW/CCW	Horário																																																																																																						
1.01.1812.0	T	11																																																																																																					
	G	29.38																																																																																																					
	L	45																																																																																																					
	SPL	10																																																																																																					
	ID	12																																																																																																					
	D	48.9																																																																																																					
	FAM	047																																																																																																					
CW/CCW	Horário																																																																																																						
<div></div> <div>1813</div> <div>APLICAÇÃO Application / Aplicación Pg. 298</div>	<table><tr><td>1.01.1813.0</td><td>T</td><td>9</td></tr><tr><td></td><td>G</td><td>29.64</td></tr><tr><td></td><td>L</td><td>43.5</td></tr><tr><td></td><td>SPL</td><td>10</td></tr><tr><td></td><td>ID</td><td>11.02</td></tr><tr><td></td><td>D</td><td>45.9</td></tr><tr><td></td><td>FAM</td><td>143</td></tr><tr><td>CW/CCW</td><td colspan="2">Horário</td></tr></table>	1.01.1813.0	T	9		G	29.64		L	43.5		SPL	10		ID	11.02		D	45.9		FAM	143	CW/CCW	Horário		<div></div> <div>1814</div> <div>APLICAÇÃO Application / Aplicación Pg. 299</div>	<table><tr><td>10118140</td><td>T</td><td>10</td></tr><tr><td></td><td>G</td><td>27.94</td></tr><tr><td></td><td>L</td><td>80.5</td></tr><tr><td></td><td>SPL</td><td>16</td></tr><tr><td></td><td>ID</td><td>11</td></tr><tr><td></td><td>D</td><td>50.5</td></tr><tr><td></td><td>FAM</td><td>079</td></tr><tr><td>CW/CCW</td><td colspan="2">Anti-horário</td></tr></table>	10118140	T	10		G	27.94		L	80.5		SPL	16		ID	11		D	50.5		FAM	079	CW/CCW	Anti-horário		<div></div> <div>1815</div> <div>APLICAÇÃO Application / Aplicación Pg. 299</div>	<table><tr><td>1.01.1815.0</td><td>T</td><td>9</td></tr><tr><td></td><td>G</td><td>36.3</td></tr><tr><td></td><td>L</td><td>53.7</td></tr><tr><td></td><td>SPL</td><td>10</td></tr><tr><td></td><td>ID</td><td>12</td></tr><tr><td></td><td>D</td><td>52.7</td></tr><tr><td></td><td>FAM</td><td>094</td></tr><tr><td>CW/CCW</td><td colspan="2">Horário</td></tr></table>	1.01.1815.0	T	9		G	36.3		L	53.7		SPL	10		ID	12		D	52.7		FAM	094	CW/CCW	Horário		<div></div> <div>1816</div> <div>APLICAÇÃO Application / Aplicación Pg. 299</div>	<table><tr><td>1.01.1816.0</td><td>T</td><td>9</td></tr><tr><td></td><td>G</td><td>34.1</td></tr><tr><td></td><td>L</td><td>43.5</td></tr><tr><td></td><td>SPL</td><td>10</td></tr><tr><td></td><td>ID</td><td>11.08</td></tr><tr><td></td><td>D</td><td>45.9</td></tr><tr><td></td><td>FAM</td><td>143</td></tr><tr><td>CW/CCW</td><td colspan="2">Horário</td></tr></table>	1.01.1816.0	T	9		G	34.1		L	43.5		SPL	10		ID	11.08		D	45.9		FAM	143	CW/CCW	Horário	
1.01.1813.0	T	9																																																																																																					
	G	29.64																																																																																																					
	L	43.5																																																																																																					
	SPL	10																																																																																																					
	ID	11.02																																																																																																					
	D	45.9																																																																																																					
	FAM	143																																																																																																					
CW/CCW	Horário																																																																																																						
10118140	T	10																																																																																																					
	G	27.94																																																																																																					
	L	80.5																																																																																																					
	SPL	16																																																																																																					
	ID	11																																																																																																					
	D	50.5																																																																																																					
	FAM	079																																																																																																					
CW/CCW	Anti-horário																																																																																																						
1.01.1815.0	T	9																																																																																																					
	G	36.3																																																																																																					
	L	53.7																																																																																																					
	SPL	10																																																																																																					
	ID	12																																																																																																					
	D	52.7																																																																																																					
	FAM	094																																																																																																					
CW/CCW	Horário																																																																																																						
1.01.1816.0	T	9																																																																																																					
	G	34.1																																																																																																					
	L	43.5																																																																																																					
	SPL	10																																																																																																					
	ID	11.08																																																																																																					
	D	45.9																																																																																																					
	FAM	143																																																																																																					
CW/CCW	Horário																																																																																																						
<div></div> <div>1820</div> <div>APLICAÇÃO Application / Aplicación Pg. 299</div>	<table><tr><td>1.01.01820.0</td><td>T</td><td>10</td></tr><tr><td></td><td>G</td><td>26.82</td></tr><tr><td></td><td>L</td><td>57.8</td></tr><tr><td></td><td>SPL</td><td>12</td></tr><tr><td></td><td>ID</td><td>12</td></tr><tr><td></td><td>D</td><td>45.3</td></tr><tr><td></td><td>FAM</td><td>115</td></tr><tr><td>CW/CCW</td><td colspan="2">Horário</td></tr></table>	1.01.01820.0	T	10		G	26.82		L	57.8		SPL	12		ID	12		D	45.3		FAM	115	CW/CCW	Horário		<div></div> <div>1822</div> <div>APLICAÇÃO Application / Aplicación Pg. 299</div>	<table><tr><td>1.01.1822.0</td><td>T</td><td>11</td></tr><tr><td></td><td>G</td><td>29.3</td></tr><tr><td></td><td>L</td><td>51</td></tr><tr><td></td><td>SPL</td><td>10</td></tr><tr><td></td><td>ID</td><td>12</td></tr><tr><td></td><td>D</td><td>46.5</td></tr><tr><td></td><td>FAM</td><td>086</td></tr><tr><td>CW/CCW</td><td colspan="2">Horário</td></tr></table>	1.01.1822.0	T	11		G	29.3		L	51		SPL	10		ID	12		D	46.5		FAM	086	CW/CCW	Horário		<div></div> <div>1823</div> <div>APLICAÇÃO Application / Aplicación Pg. 299</div>	<table><tr><td>1.01.1823.0</td><td>T</td><td>10</td></tr><tr><td></td><td>G</td><td>27.94</td></tr><tr><td></td><td>L</td><td>90.8</td></tr><tr><td></td><td>SPL</td><td>16</td></tr><tr><td></td><td>ID</td><td>11</td></tr><tr><td></td><td>D</td><td>50.5</td></tr><tr><td></td><td>FAM</td><td>079</td></tr><tr><td>CW/CCW</td><td colspan="2">Anti-horário</td></tr></table>	1.01.1823.0	T	10		G	27.94		L	90.8		SPL	16		ID	11		D	50.5		FAM	079	CW/CCW	Anti-horário		<div></div> <div>1824</div> <div>APLICAÇÃO Application / Aplicación Pg. 300</div>	<table><tr><td>1.01.1824.0</td><td>T</td><td>13</td></tr><tr><td></td><td>G</td><td>34.65</td></tr><tr><td></td><td>L</td><td>87.3</td></tr><tr><td></td><td>SPL</td><td>4</td></tr><tr><td></td><td>ID</td><td>10</td></tr><tr><td></td><td>D</td><td>48.9</td></tr><tr><td></td><td>FAM</td><td>109</td></tr><tr><td>CW/CCW</td><td colspan="2">Anti-horário</td></tr></table>	1.01.1824.0	T	13		G	34.65		L	87.3		SPL	4		ID	10		D	48.9		FAM	109	CW/CCW	Anti-horário	
1.01.01820.0	T	10																																																																																																					
	G	26.82																																																																																																					
	L	57.8																																																																																																					
	SPL	12																																																																																																					
	ID	12																																																																																																					
	D	45.3																																																																																																					
	FAM	115																																																																																																					
CW/CCW	Horário																																																																																																						
1.01.1822.0	T	11																																																																																																					
	G	29.3																																																																																																					
	L	51																																																																																																					
	SPL	10																																																																																																					
	ID	12																																																																																																					
	D	46.5																																																																																																					
	FAM	086																																																																																																					
CW/CCW	Horário																																																																																																						
1.01.1823.0	T	10																																																																																																					
	G	27.94																																																																																																					
	L	90.8																																																																																																					
	SPL	16																																																																																																					
	ID	11																																																																																																					
	D	50.5																																																																																																					
	FAM	079																																																																																																					
CW/CCW	Anti-horário																																																																																																						
1.01.1824.0	T	13																																																																																																					
	G	34.65																																																																																																					
	L	87.3																																																																																																					
	SPL	4																																																																																																					
	ID	10																																																																																																					
	D	48.9																																																																																																					
	FAM	109																																																																																																					
CW/CCW	Anti-horário																																																																																																						
<div></div> <div>1825</div> <div>APLICAÇÃO Application / Aplicación Pg. 300</div>	<table><tr><td>1.01.1825.0</td><td>T</td><td>8</td></tr><tr><td></td><td>G</td><td>27.6</td></tr><tr><td></td><td>L</td><td>41.15</td></tr><tr><td></td><td>SPL</td><td>4</td></tr><tr><td></td><td>ID</td><td>10.12</td></tr><tr><td></td><td>D</td><td>46.3</td></tr><tr><td></td><td>FAM</td><td>089</td></tr><tr><td>CW/CCW</td><td colspan="2">Horário</td></tr></table>	1.01.1825.0	T	8		G	27.6		L	41.15		SPL	4		ID	10.12		D	46.3		FAM	089	CW/CCW	Horário		<div></div> <div>1826</div> <div>APLICAÇÃO Application / Aplicación Pg. 300</div>	<table><tr><td>1.01.1826.0</td><td>T</td><td>13</td></tr><tr><td></td><td>G</td><td>34.4</td></tr><tr><td></td><td>L</td><td>98</td></tr><tr><td></td><td>SPL</td><td>16</td></tr><tr><td></td><td>ID</td><td>14.25</td></tr><tr><td></td><td>D</td><td>50.7</td></tr><tr><td></td><td>FAM</td><td>159</td></tr><tr><td>CW/CCW</td><td colspan="2">Anti-horário</td></tr></table>	1.01.1826.0	T	13		G	34.4		L	98		SPL	16		ID	14.25		D	50.7		FAM	159	CW/CCW	Anti-horário		<div></div> <div>1827</div> <div>APLICAÇÃO Application / Aplicación Pg. 300</div>	<table><tr><td>1.01.1827.0</td><td>T</td><td>11</td></tr><tr><td></td><td>G</td><td>40</td></tr><tr><td></td><td>L</td><td>146.3</td></tr><tr><td></td><td>SPL</td><td>-</td></tr><tr><td></td><td>CT</td><td>35</td></tr><tr><td></td><td>D</td><td>-</td></tr><tr><td></td><td>FAM</td><td>144</td></tr><tr><td>CW/CCW</td><td colspan="2">Horário</td></tr></table>	1.01.1827.0	T	11		G	40		L	146.3		SPL	-		CT	35		D	-		FAM	144	CW/CCW	Horário		<div></div> <div>1830</div> <div>APLICAÇÃO Application / Aplicación Pg. 301</div>	<table><tr><td>1.01.1830.0</td><td>T</td><td>12</td></tr><tr><td></td><td>G</td><td>44.9</td></tr><tr><td></td><td>L</td><td>146.3</td></tr><tr><td></td><td>SPL</td><td>-</td></tr><tr><td></td><td>CT</td><td>35</td></tr><tr><td></td><td>D</td><td>-</td></tr><tr><td></td><td>FAM</td><td>144</td></tr><tr><td>CW/CCW</td><td colspan="2">Horário</td></tr></table>	1.01.1830.0	T	12		G	44.9		L	146.3		SPL	-		CT	35		D	-		FAM	144	CW/CCW	Horário	
1.01.1825.0	T	8																																																																																																					
	G	27.6																																																																																																					
	L	41.15																																																																																																					
	SPL	4																																																																																																					
	ID	10.12																																																																																																					
	D	46.3																																																																																																					
	FAM	089																																																																																																					
CW/CCW	Horário																																																																																																						
1.01.1826.0	T	13																																																																																																					
	G	34.4																																																																																																					
	L	98																																																																																																					
	SPL	16																																																																																																					
	ID	14.25																																																																																																					
	D	50.7																																																																																																					
	FAM	159																																																																																																					
CW/CCW	Anti-horário																																																																																																						
1.01.1827.0	T	11																																																																																																					
	G	40																																																																																																					
	L	146.3																																																																																																					
	SPL	-																																																																																																					
	CT	35																																																																																																					
	D	-																																																																																																					
	FAM	144																																																																																																					
CW/CCW	Horário																																																																																																						
1.01.1830.0	T	12																																																																																																					
	G	44.9																																																																																																					
	L	146.3																																																																																																					
	SPL	-																																																																																																					
	CT	35																																																																																																					
	D	-																																																																																																					
	FAM	144																																																																																																					
CW/CCW	Horário																																																																																																						

T	G	L	SPL	ID	CT	D	FAM	CW/CCW
Nº de Dentes # Of Pinon Teeth # De Los Dientes Del Pinón	Ø Externo (mm) Pinon O.D. Piñon - Ø Externa	Comprimento Total (mm) Length Largo	Nº de Estrias # Of Splines # De Estriás	Ø da Bucha (mm) Pinon I.D. Pinón - Ø Interna	Nº Dentes Coroa # Barrel Gear Teeth # Dientes de la Corona	Ø da Capa (mm) Drive O.D. Ø Externa	Família Family Familia	Horário/Anti Horário Clockwise/Counter Clockwise Horario/Antihorario

<div>1838</div> <div></div> <div>APLICAÇÃO Application / Aplicación Pg. 301</div>	<div>1.01.1838.0</div> <table><tr><td>T</td><td>10</td></tr><tr><td>G</td><td>32.18</td></tr><tr><td>L</td><td>45.5</td></tr><tr><td>SPL</td><td>8</td></tr><tr><td>ID</td><td>12.06</td></tr><tr><td>D</td><td>48.7</td></tr><tr><td>FAM</td><td>047</td></tr><tr><td>CW/CCW</td><td>Horário</td></tr></table>	T	10	G	32.18	L	45.5	SPL	8	ID	12.06	D	48.7	FAM	047	CW/CCW	Horário	<div>1839</div> <div></div> <div>APLICAÇÃO Application / Aplicación Pg. 301</div>	<div>1.01.1839.0</div> <table><tr><td>T</td><td>8</td></tr><tr><td>G</td><td>28.2</td></tr><tr><td>L</td><td>51.5</td></tr><tr><td>SPL</td><td>10</td></tr><tr><td>ID</td><td>12</td></tr><tr><td>D</td><td>46.5</td></tr><tr><td>FAM</td><td>047</td></tr><tr><td>CW/CCW</td><td>Horário</td></tr></table>	T	8	G	28.2	L	51.5	SPL	10	ID	12	D	46.5	FAM	047	CW/CCW	Horário	<div>1841</div> <div></div> <div>APLICAÇÃO Application / Aplicación Pg. 302</div>	<div>1.01.1841.0</div> <table><tr><td>T</td><td>10</td></tr><tr><td>G</td><td>32</td></tr><tr><td>L</td><td>43.5</td></tr><tr><td>SPL</td><td>10</td></tr><tr><td>ID</td><td>11.02</td></tr><tr><td>D</td><td>45.9</td></tr><tr><td>FAM</td><td>143</td></tr><tr><td>CW/CCW</td><td>Horário</td></tr></table>	T	10	G	32	L	43.5	SPL	10	ID	11.02	D	45.9	FAM	143	CW/CCW	Horário	<div>1847</div> <div></div> <div>APLICAÇÃO Application / Aplicación Pg. 302</div>	<div>1.01.1847.0</div> <table><tr><td>T</td><td>8</td></tr><tr><td>G</td><td>28.2</td></tr><tr><td>L</td><td>40</td></tr><tr><td>SPL</td><td>8</td></tr><tr><td>ID</td><td>12</td></tr><tr><td>D</td><td>46.5</td></tr><tr><td>FAM</td><td>117</td></tr><tr><td>CW/CCW</td><td>Horário</td></tr></table>	T	8	G	28.2	L	40	SPL	8	ID	12	D	46.5	FAM	117	CW/CCW	Horário
T	10																																																																						
G	32.18																																																																						
L	45.5																																																																						
SPL	8																																																																						
ID	12.06																																																																						
D	48.7																																																																						
FAM	047																																																																						
CW/CCW	Horário																																																																						
T	8																																																																						
G	28.2																																																																						
L	51.5																																																																						
SPL	10																																																																						
ID	12																																																																						
D	46.5																																																																						
FAM	047																																																																						
CW/CCW	Horário																																																																						
T	10																																																																						
G	32																																																																						
L	43.5																																																																						
SPL	10																																																																						
ID	11.02																																																																						
D	45.9																																																																						
FAM	143																																																																						
CW/CCW	Horário																																																																						
T	8																																																																						
G	28.2																																																																						
L	40																																																																						
SPL	8																																																																						
ID	12																																																																						
D	46.5																																																																						
FAM	117																																																																						
CW/CCW	Horário																																																																						
<div>1848</div> <div></div> <div>APLICAÇÃO Application / Aplicación Pg. 302</div>	<div>1.01.1848.0</div> <table><tr><td>T</td><td>9</td></tr><tr><td>G</td><td>25.8</td></tr><tr><td>L</td><td>55.1</td></tr><tr><td>SPL</td><td>10</td></tr><tr><td>ID</td><td>12</td></tr><tr><td>D</td><td>46.5</td></tr><tr><td>FAM</td><td>089</td></tr><tr><td>CW/CCW</td><td>Horário</td></tr></table>	T	9	G	25.8	L	55.1	SPL	10	ID	12	D	46.5	FAM	089	CW/CCW	Horário	<div>1849</div> <div></div> <div>APLICAÇÃO Application / Aplicación Pg. 302</div>	<div>10118490</div> <table><tr><td>T</td><td>9</td></tr><tr><td>G</td><td>29.64</td></tr><tr><td>L</td><td>110.7</td></tr><tr><td>SPL</td><td>6</td></tr><tr><td>ID</td><td>11</td></tr><tr><td>D</td><td>45.3</td></tr><tr><td>FAM</td><td>155</td></tr><tr><td>CW/CCW</td><td>Horário</td></tr></table>	T	9	G	29.64	L	110.7	SPL	6	ID	11	D	45.3	FAM	155	CW/CCW	Horário	<div>1855</div> <div></div> <div>APLICAÇÃO Application / Aplicación Pg. 302</div>	<div>10118550</div> <table><tr><td>T</td><td>10</td></tr><tr><td>G</td><td>39</td></tr><tr><td>L</td><td>49.2</td></tr><tr><td>SPL</td><td>10</td></tr><tr><td>ID</td><td>12</td></tr><tr><td>D</td><td>50.8</td></tr><tr><td>FAM</td><td>094</td></tr><tr><td>CW/CCW</td><td>Horário</td></tr></table>	T	10	G	39	L	49.2	SPL	10	ID	12	D	50.8	FAM	094	CW/CCW	Horário	<div>1856</div> <div></div> <div>APLICAÇÃO Application / Aplicación Pg. 302</div>	<div>1.01.1856.0</div> <table><tr><td>T</td><td>11</td></tr><tr><td>G</td><td>27.5</td></tr><tr><td>L</td><td>90.8</td></tr><tr><td>SPL</td><td>16</td></tr><tr><td>ID</td><td>11</td></tr><tr><td>D</td><td>50.1</td></tr><tr><td>FAM</td><td>138</td></tr><tr><td>CW/CCW</td><td>Anti-horário</td></tr></table>	T	11	G	27.5	L	90.8	SPL	16	ID	11	D	50.1	FAM	138	CW/CCW	Anti-horário
T	9																																																																						
G	25.8																																																																						
L	55.1																																																																						
SPL	10																																																																						
ID	12																																																																						
D	46.5																																																																						
FAM	089																																																																						
CW/CCW	Horário																																																																						
T	9																																																																						
G	29.64																																																																						
L	110.7																																																																						
SPL	6																																																																						
ID	11																																																																						
D	45.3																																																																						
FAM	155																																																																						
CW/CCW	Horário																																																																						
T	10																																																																						
G	39																																																																						
L	49.2																																																																						
SPL	10																																																																						
ID	12																																																																						
D	50.8																																																																						
FAM	094																																																																						
CW/CCW	Horário																																																																						
T	11																																																																						
G	27.5																																																																						
L	90.8																																																																						
SPL	16																																																																						
ID	11																																																																						
D	50.1																																																																						
FAM	138																																																																						
CW/CCW	Anti-horário																																																																						
<div>1857</div> <div></div> <div>APLICAÇÃO Application / Aplicación Pg. 303</div>	<div>1.01.1857.0</div> <table><tr><td>T</td><td>9</td></tr><tr><td>G</td><td>35.5</td></tr><tr><td>L</td><td>50.8</td></tr><tr><td>SPL</td><td>10</td></tr><tr><td>ID</td><td>12.06</td></tr><tr><td>D</td><td>46.5</td></tr><tr><td>FAM</td><td>047</td></tr><tr><td>CW/CCW</td><td>Horário</td></tr></table>	T	9	G	35.5	L	50.8	SPL	10	ID	12.06	D	46.5	FAM	047	CW/CCW	Horário	<div>1861</div> <div></div> <div>APLICAÇÃO Application / Aplicación Pg. 303</div>	<div>1.01.1861.0</div> <table><tr><td>T</td><td>9</td></tr><tr><td>G</td><td>33</td></tr><tr><td>L</td><td>95.3</td></tr><tr><td>SPL</td><td>-</td></tr><tr><td>CT</td><td>41</td></tr><tr><td>D</td><td>-</td></tr><tr><td>FAM</td><td>145</td></tr><tr><td>CW/CCW</td><td>Horário</td></tr></table>	T	9	G	33	L	95.3	SPL	-	CT	41	D	-	FAM	145	CW/CCW	Horário	<div>1862</div> <div></div> <div>APLICAÇÃO Application / Aplicación Pg. 303</div>	<div>1.01.1862.0</div> <table><tr><td>T</td><td>9</td></tr><tr><td>G</td><td>36</td></tr><tr><td>L</td><td>95.3</td></tr><tr><td>SPL</td><td>-</td></tr><tr><td>CT</td><td>41</td></tr><tr><td>D</td><td>-</td></tr><tr><td>FAM</td><td>145</td></tr><tr><td>CW/CCW</td><td>Horário</td></tr></table>	T	9	G	36	L	95.3	SPL	-	CT	41	D	-	FAM	145	CW/CCW	Horário	<div>1863</div> <div></div> <div>APLICAÇÃO Application / Aplicación Pg. 303</div>	<div>1.01.1863.0</div> <table><tr><td>T</td><td>9</td></tr><tr><td>G</td><td>29.64</td></tr><tr><td>L</td><td>83</td></tr><tr><td>SPL</td><td>-</td></tr><tr><td>CT</td><td>40</td></tr><tr><td>D</td><td>-</td></tr><tr><td>FAM</td><td>124</td></tr><tr><td>CW/CCW</td><td>Horário</td></tr></table>	T	9	G	29.64	L	83	SPL	-	CT	40	D	-	FAM	124	CW/CCW	Horário
T	9																																																																						
G	35.5																																																																						
L	50.8																																																																						
SPL	10																																																																						
ID	12.06																																																																						
D	46.5																																																																						
FAM	047																																																																						
CW/CCW	Horário																																																																						
T	9																																																																						
G	33																																																																						
L	95.3																																																																						
SPL	-																																																																						
CT	41																																																																						
D	-																																																																						
FAM	145																																																																						
CW/CCW	Horário																																																																						
T	9																																																																						
G	36																																																																						
L	95.3																																																																						
SPL	-																																																																						
CT	41																																																																						
D	-																																																																						
FAM	145																																																																						
CW/CCW	Horário																																																																						
T	9																																																																						
G	29.64																																																																						
L	83																																																																						
SPL	-																																																																						
CT	40																																																																						
D	-																																																																						
FAM	124																																																																						
CW/CCW	Horário																																																																						
<div>1864</div> <div></div> <div>APLICAÇÃO Application / Aplicación Pg. 303</div>	<div>1.01.1864.0</div> <table><tr><td>T</td><td>9</td></tr><tr><td>G</td><td>29.64</td></tr><tr><td>L</td><td>110.5</td></tr><tr><td>SPL</td><td>-</td></tr><tr><td>CT</td><td>40</td></tr><tr><td>D</td><td>-</td></tr><tr><td>FAM</td><td>124</td></tr><tr><td>CW/CCW</td><td>Horário</td></tr></table>	T	9	G	29.64	L	110.5	SPL	-	CT	40	D	-	FAM	124	CW/CCW	Horário	<div>1871</div> <div></div> <div>APLICAÇÃO Application / Aplicación Pg. 303</div>	<div>1.01.1871.0</div> <table><tr><td>T</td><td>11</td></tr><tr><td>G</td><td>34.4</td></tr><tr><td>L</td><td>46.9</td></tr><tr><td>SPL</td><td>6</td></tr><tr><td>ID</td><td>12.06</td></tr><tr><td>D</td><td>45.5</td></tr><tr><td>FAM</td><td>115</td></tr><tr><td>CW/CCW</td><td>Horário</td></tr></table>	T	11	G	34.4	L	46.9	SPL	6	ID	12.06	D	45.5	FAM	115	CW/CCW	Horário	<div>1872</div> <div></div> <div>APLICAÇÃO Application / Aplicación Pg. 304</div>	<div>1.01.1872.0</div> <table><tr><td>T</td><td>11</td></tr><tr><td>G</td><td>35.4</td></tr><tr><td>L</td><td>46.9</td></tr><tr><td>SPL</td><td>8</td></tr><tr><td>ID</td><td>12.06</td></tr><tr><td>D</td><td>48.7</td></tr><tr><td>FAM</td><td>047</td></tr><tr><td>CW/CCW</td><td>Horário</td></tr></table>	T	11	G	35.4	L	46.9	SPL	8	ID	12.06	D	48.7	FAM	047	CW/CCW	Horário	<div>1873</div> <div></div> <div>APLICAÇÃO Application / Aplicación Pg. 304</div>	<div>1.01.1873.0</div> <table><tr><td>T</td><td>8</td></tr><tr><td>G</td><td>28.2</td></tr><tr><td>L</td><td>60.1</td></tr><tr><td>SPL</td><td>10</td></tr><tr><td>ID</td><td>12</td></tr><tr><td>D</td><td>44.7</td></tr><tr><td>FAM</td><td>047</td></tr><tr><td>CW/CCW</td><td>Anti-horário</td></tr></table>	T	8	G	28.2	L	60.1	SPL	10	ID	12	D	44.7	FAM	047	CW/CCW	Anti-horário
T	9																																																																						
G	29.64																																																																						
L	110.5																																																																						
SPL	-																																																																						
CT	40																																																																						
D	-																																																																						
FAM	124																																																																						
CW/CCW	Horário																																																																						
T	11																																																																						
G	34.4																																																																						
L	46.9																																																																						
SPL	6																																																																						
ID	12.06																																																																						
D	45.5																																																																						
FAM	115																																																																						
CW/CCW	Horário																																																																						
T	11																																																																						
G	35.4																																																																						
L	46.9																																																																						
SPL	8																																																																						
ID	12.06																																																																						
D	48.7																																																																						
FAM	047																																																																						
CW/CCW	Horário																																																																						
T	8																																																																						
G	28.2																																																																						
L	60.1																																																																						
SPL	10																																																																						
ID	12																																																																						
D	44.7																																																																						
FAM	047																																																																						
CW/CCW	Anti-horário																																																																						

T	G	L	SPL	ID	CT	D	FAM	CW/CCW
Nº de Dentes # Of Pinon Teeth # De Los Dientes Del Pinón	Ø Externo (mm) Pinon O.D. Piñon - Ø Externa	Comprimento Total (mm) Length Largo	Nº de Estrias # Of Splines # De Estriás	Ø da Bucha (mm) Pinon I.D. Pinón - Ø Interna	Nº Dentes Coroa # Barrel Gear Teeth # Dientes de la Corona	Ø da Capa (mm) Drive O.D. Ø Externa	Família Family Familia	Horário/Anti Horário Clockwise/Counter Clockwise Horario/Antihorario

<div><div>1875</div><div></div><div>APLICAÇÃO Application / Aplicación Pg. 304</div></div>	<div><div>1.01.1875.0</div><div><table><tr><td>T</td><td>9</td></tr><tr><td>G</td><td>29.6</td></tr><tr><td>L</td><td>85.7</td></tr><tr><td>SPL</td><td>-</td></tr><tr><td>ID</td><td>-</td></tr><tr><td>D</td><td>45.3</td></tr><tr><td>FAM</td><td>139</td></tr><tr><td>CW/CCW</td><td>Horário</td></tr></table></div></div>	T	9	G	29.6	L	85.7	SPL	-	ID	-	D	45.3	FAM	139	CW/CCW	Horário	<div><div>1876</div><div></div><div>APLICAÇÃO Application / Aplicación Pg. 304</div></div>	<div><div>1.01.1876.0</div><div><table><tr><td>T</td><td>11</td></tr><tr><td>G</td><td>34.5</td></tr><tr><td>L</td><td>42.5</td></tr><tr><td>SPL</td><td>8</td></tr><tr><td>ID</td><td>12</td></tr><tr><td>D</td><td>46.5</td></tr><tr><td>FAM</td><td>110</td></tr><tr><td>CW/CCW</td><td>Horário</td></tr></table></div></div>	T	11	G	34.5	L	42.5	SPL	8	ID	12	D	46.5	FAM	110	CW/CCW	Horário	<div><div>1877</div><div></div><div>APLICAÇÃO Application / Aplicación Pg. 304</div></div>	<div><div>10118770</div><div><table><tr><td>T</td><td>10</td></tr><tr><td>G</td><td>27.8</td></tr><tr><td>L</td><td>81.2</td></tr><tr><td>SPL</td><td>-</td></tr><tr><td>ID</td><td>-</td></tr><tr><td>D</td><td>44.2</td></tr><tr><td>FAM</td><td>146</td></tr><tr><td>CW/CCW</td><td>Horário</td></tr></table></div></div>	T	10	G	27.8	L	81.2	SPL	-	ID	-	D	44.2	FAM	146	CW/CCW	Horário	<div><div>1879</div><div></div><div>APLICAÇÃO Application / Aplicación Pg. 304</div></div>	<div><div>1.01.1879.0</div><div><table><tr><td>T</td><td>11</td></tr><tr><td>G</td><td>29.7</td></tr><tr><td>L</td><td>85.7</td></tr><tr><td>SPL</td><td>-</td></tr><tr><td>ID</td><td>-</td></tr><tr><td>D</td><td>45.3</td></tr><tr><td>FAM</td><td>139</td></tr><tr><td>CW/CCW</td><td>Horário</td></tr></table></div></div>	T	11	G	29.7	L	85.7	SPL	-	ID	-	D	45.3	FAM	139	CW/CCW	Horário
T	9																																																																						
G	29.6																																																																						
L	85.7																																																																						
SPL	-																																																																						
ID	-																																																																						
D	45.3																																																																						
FAM	139																																																																						
CW/CCW	Horário																																																																						
T	11																																																																						
G	34.5																																																																						
L	42.5																																																																						
SPL	8																																																																						
ID	12																																																																						
D	46.5																																																																						
FAM	110																																																																						
CW/CCW	Horário																																																																						
T	10																																																																						
G	27.8																																																																						
L	81.2																																																																						
SPL	-																																																																						
ID	-																																																																						
D	44.2																																																																						
FAM	146																																																																						
CW/CCW	Horário																																																																						
T	11																																																																						
G	29.7																																																																						
L	85.7																																																																						
SPL	-																																																																						
ID	-																																																																						
D	45.3																																																																						
FAM	139																																																																						
CW/CCW	Horário																																																																						
<div><div>1882</div><div></div><div>APLICAÇÃO Application / Aplicación Pg. 305</div></div>	<div><table><tr><td>T</td><td>9</td></tr><tr><td>G</td><td>25.8</td></tr><tr><td>L</td><td>49</td></tr><tr><td>SPL</td><td>10</td></tr><tr><td>ID</td><td>12</td></tr><tr><td>D</td><td>53.5</td></tr><tr><td>FAM</td><td>094</td></tr><tr><td>CW/CCW</td><td>Horário</td></tr></table></div>	T	9	G	25.8	L	49	SPL	10	ID	12	D	53.5	FAM	094	CW/CCW	Horário	<div><div>1884</div><div></div><div>APLICAÇÃO Application / Aplicación Pg. 305</div></div>	<div><table><tr><td>T</td><td>11</td></tr><tr><td>G</td><td>39</td></tr><tr><td>L</td><td>50.5</td></tr><tr><td>SPL</td><td>10</td></tr><tr><td>ID</td><td>12</td></tr><tr><td>D</td><td>49</td></tr><tr><td>FAM</td><td>047</td></tr><tr><td>CW/CCW</td><td>Horário</td></tr></table></div>	T	11	G	39	L	50.5	SPL	10	ID	12	D	49	FAM	047	CW/CCW	Horário	<div><div>1886</div><div></div><div>APLICAÇÃO Application / Aplicación Pg. 305</div></div>	<div><table><tr><td>T</td><td>10</td></tr><tr><td>G</td><td>27.5</td></tr><tr><td>L</td><td>50.6</td></tr><tr><td>SPL</td><td>6</td></tr><tr><td>ID</td><td>12.06</td></tr><tr><td>D</td><td>46.5</td></tr><tr><td>FAM</td><td>132</td></tr><tr><td>CW/CCW</td><td>Horário</td></tr></table></div>	T	10	G	27.5	L	50.6	SPL	6	ID	12.06	D	46.5	FAM	132	CW/CCW	Horário	<div><div>1887</div><div></div><div>APLICAÇÃO Application / Aplicación Pg. 305</div></div>	<div><table><tr><td>T</td><td>9</td></tr><tr><td>G</td><td>29.64</td></tr><tr><td>L</td><td>50</td></tr><tr><td>SPL</td><td>10</td></tr><tr><td>ID</td><td>11.02</td></tr><tr><td>D</td><td>45.9</td></tr><tr><td>FAM</td><td>143</td></tr><tr><td>CW/CCW</td><td>Horário</td></tr></table></div>	T	9	G	29.64	L	50	SPL	10	ID	11.02	D	45.9	FAM	143	CW/CCW	Horário
T	9																																																																						
G	25.8																																																																						
L	49																																																																						
SPL	10																																																																						
ID	12																																																																						
D	53.5																																																																						
FAM	094																																																																						
CW/CCW	Horário																																																																						
T	11																																																																						
G	39																																																																						
L	50.5																																																																						
SPL	10																																																																						
ID	12																																																																						
D	49																																																																						
FAM	047																																																																						
CW/CCW	Horário																																																																						
T	10																																																																						
G	27.5																																																																						
L	50.6																																																																						
SPL	6																																																																						
ID	12.06																																																																						
D	46.5																																																																						
FAM	132																																																																						
CW/CCW	Horário																																																																						
T	9																																																																						
G	29.64																																																																						
L	50																																																																						
SPL	10																																																																						
ID	11.02																																																																						
D	45.9																																																																						
FAM	143																																																																						
CW/CCW	Horário																																																																						
<div><div>1888</div><div></div><div>APLICAÇÃO Application / Aplicación Pg. 305</div></div>	<div><table><tr><td>T</td><td>9</td></tr><tr><td>G</td><td>35.5</td></tr><tr><td>L</td><td>136</td></tr><tr><td>SPL</td><td>6</td></tr><tr><td>ID</td><td>15.1</td></tr><tr><td>D</td><td>64.6</td></tr><tr><td>FAM</td><td>148</td></tr><tr><td>CW/CCW</td><td>Horário</td></tr></table></div>	T	9	G	35.5	L	136	SPL	6	ID	15.1	D	64.6	FAM	148	CW/CCW	Horário	<div><div>1890</div><div></div><div>APLICAÇÃO Application / Aplicación Pg. 305</div></div>	<div><table><tr><td>T</td><td>10</td></tr><tr><td>G</td><td>28.36</td></tr><tr><td>L</td><td>81.8</td></tr><tr><td>SPL</td><td>10</td></tr><tr><td>ID</td><td>12.06</td></tr><tr><td>D</td><td>48.7</td></tr><tr><td>FAM</td><td>149</td></tr><tr><td>CW/CCW</td><td>Anti-horário</td></tr></table></div>	T	10	G	28.36	L	81.8	SPL	10	ID	12.06	D	48.7	FAM	149	CW/CCW	Anti-horário	<div><div>1891</div><div></div><div>APLICAÇÃO Application / Aplicación Pg. 306</div></div>	<div><table><tr><td>T</td><td>10</td></tr><tr><td>G</td><td>28.36</td></tr><tr><td>L</td><td>89</td></tr><tr><td>SPL</td><td>10</td></tr><tr><td>ID</td><td>12.06</td></tr><tr><td>D</td><td>48.7</td></tr><tr><td>FAM</td><td>149</td></tr><tr><td>CW/CCW</td><td>Anti-horário</td></tr></table></div>	T	10	G	28.36	L	89	SPL	10	ID	12.06	D	48.7	FAM	149	CW/CCW	Anti-horário	<div><div>1893</div><div></div><div>APLICAÇÃO Application / Aplicación Pg. 306</div></div>	<div><table><tr><td>T</td><td>11</td></tr><tr><td>G</td><td>29.35</td></tr><tr><td>L</td><td>81</td></tr><tr><td>SPL</td><td>4</td></tr><tr><td>ID</td><td>12</td></tr><tr><td>D</td><td>49.8</td></tr><tr><td>FAM</td><td>109</td></tr><tr><td>CW/CCW</td><td>Anti-horário</td></tr></table></div>	T	11	G	29.35	L	81	SPL	4	ID	12	D	49.8	FAM	109	CW/CCW	Anti-horário
T	9																																																																						
G	35.5																																																																						
L	136																																																																						
SPL	6																																																																						
ID	15.1																																																																						
D	64.6																																																																						
FAM	148																																																																						
CW/CCW	Horário																																																																						
T	10																																																																						
G	28.36																																																																						
L	81.8																																																																						
SPL	10																																																																						
ID	12.06																																																																						
D	48.7																																																																						
FAM	149																																																																						
CW/CCW	Anti-horário																																																																						
T	10																																																																						
G	28.36																																																																						
L	89																																																																						
SPL	10																																																																						
ID	12.06																																																																						
D	48.7																																																																						
FAM	149																																																																						
CW/CCW	Anti-horário																																																																						
T	11																																																																						
G	29.35																																																																						
L	81																																																																						
SPL	4																																																																						
ID	12																																																																						
D	49.8																																																																						
FAM	109																																																																						
CW/CCW	Anti-horário																																																																						
<div><div>1895</div><div></div><div>APLICAÇÃO Application / Aplicación Pg. 306</div></div>	<div><table><tr><td>T</td><td>8</td></tr><tr><td>G</td><td>24.7</td></tr><tr><td>L</td><td>75</td></tr><tr><td>SPL</td><td>5</td></tr><tr><td>ID</td><td>11</td></tr><tr><td>D</td><td>41.5</td></tr><tr><td>FAM</td><td>050</td></tr><tr><td>CW/CCW</td><td>Anti-horário</td></tr></table></div>	T	8	G	24.7	L	75	SPL	5	ID	11	D	41.5	FAM	050	CW/CCW	Anti-horário	<div><div>1899</div><div></div><div>APLICAÇÃO Application / Aplicación Pg. 306</div></div>	<div><table><tr><td>T</td><td>10</td></tr><tr><td>G</td><td>32</td></tr><tr><td>L</td><td>48</td></tr><tr><td>SPL</td><td>10</td></tr><tr><td>ID</td><td>11</td></tr><tr><td>D</td><td>46.5</td></tr><tr><td>FAM</td><td>074</td></tr><tr><td>CW/CCW</td><td>Horário</td></tr></table></div>	T	10	G	32	L	48	SPL	10	ID	11	D	46.5	FAM	074	CW/CCW	Horário	<div><div>1902</div><div></div><div>APLICAÇÃO Application / Aplicación Pg. 307</div></div>	<div><table><tr><td>T</td><td>11</td></tr><tr><td>G</td><td>30</td></tr><tr><td>L</td><td>43.5</td></tr><tr><td>SPL</td><td>10</td></tr><tr><td>ID</td><td>11.02</td></tr><tr><td>D</td><td>45.9</td></tr><tr><td>FAM</td><td>143</td></tr><tr><td>CW/CCW</td><td>Horário</td></tr></table></div>	T	11	G	30	L	43.5	SPL	10	ID	11.02	D	45.9	FAM	143	CW/CCW	Horário	<div><div>1903</div><div></div><div>APLICAÇÃO Application / Aplicación Pg. 307</div></div>	<div><table><tr><td>T</td><td>9</td></tr><tr><td>G</td><td>30.8</td></tr><tr><td>L</td><td>51</td></tr><tr><td>SPL</td><td>8</td></tr><tr><td>ID</td><td>13.01</td></tr><tr><td>D</td><td>46.5</td></tr><tr><td>FAM</td><td>110</td></tr><tr><td>CW/CCW</td><td>Horário</td></tr></table></div>	T	9	G	30.8	L	51	SPL	8	ID	13.01	D	46.5	FAM	110	CW/CCW	Horário
T	8																																																																						
G	24.7																																																																						
L	75																																																																						
SPL	5																																																																						
ID	11																																																																						
D	41.5																																																																						
FAM	050																																																																						
CW/CCW	Anti-horário																																																																						
T	10																																																																						
G	32																																																																						
L	48																																																																						
SPL	10																																																																						
ID	11																																																																						
D	46.5																																																																						
FAM	074																																																																						
CW/CCW	Horário																																																																						
T	11																																																																						
G	30																																																																						
L	43.5																																																																						
SPL	10																																																																						
ID	11.02																																																																						
D	45.9																																																																						
FAM	143																																																																						
CW/CCW	Horário																																																																						
T	9																																																																						
G	30.8																																																																						
L	51																																																																						
SPL	8																																																																						
ID	13.01																																																																						
D	46.5																																																																						
FAM	110																																																																						
CW/CCW	Horário																																																																						



T	G	L	SPL	ID	CT	D	FAM	CW/CCW
Nº de Dentes # Of Pinon Teeth # De Los Dientes Del Pinón	Ø Externo (mm) Pinon O.D. Piñon - Ø Externa	Comprimento Total (mm) Length Largo	Nº de Estrias # Of Splines # De Estriás	Ø da Bucha (mm) Pinon I.D. Pinón - Ø Interna	Nº Dentes Coroa # Barrel Gear Teeth # Dientes de la Corona	Ø da Capa (mm) Drive O.D. Ø Externa	Família Family Familia	Horário/Anti Horário Clockwise/Counter Clockwise Horario/Antihorario

<div>1904</div> <div></div> <div>APLICAÇÃO Application / Aplicación Pg. 307</div>	<table><tr><td>T</td><td>30</td></tr><tr><td>G</td><td>21.3</td></tr><tr><td>L</td><td>89.5</td></tr><tr><td>SPL</td><td>8</td></tr><tr><td>ID</td><td>11</td></tr><tr><td>D</td><td>46.5</td></tr><tr><td>FAM</td><td>114</td></tr><tr><td>CW/CCW</td><td>Anti-horário</td></tr></table>	T	30	G	21.3	L	89.5	SPL	8	ID	11	D	46.5	FAM	114	CW/CCW	Anti-horário	<div>1905</div> <div></div> <div>APLICAÇÃO Application / Aplicación Pg. 307</div>	<table><tr><td>T</td><td>11</td></tr><tr><td>G</td><td>34.8</td></tr><tr><td>L</td><td>133.5</td></tr><tr><td>SPL</td><td>-</td></tr><tr><td>CT</td><td>40</td></tr><tr><td>D</td><td>-</td></tr><tr><td>FAM</td><td>124</td></tr><tr><td>CW/CCW</td><td>Anti-horário</td></tr></table>	T	11	G	34.8	L	133.5	SPL	-	CT	40	D	-	FAM	124	CW/CCW	Anti-horário	<div>1906</div> <div></div> <div>APLICAÇÃO Application / Aplicación Pg. 307</div>	<table><tr><td>T</td><td>30</td></tr><tr><td>G</td><td>21.3</td></tr><tr><td>L</td><td>90.6</td></tr><tr><td>SPL</td><td>8</td></tr><tr><td>ID</td><td>11</td></tr><tr><td>D</td><td>46.5</td></tr><tr><td>FAM</td><td>114</td></tr><tr><td>CW/CCW</td><td>Horário</td></tr></table>	T	30	G	21.3	L	90.6	SPL	8	ID	11	D	46.5	FAM	114	CW/CCW	Horário	<div>1908</div> <div></div> <div>APLICAÇÃO Application / Aplicación Pg. 307</div>	<table><tr><td>T</td><td>10</td></tr><tr><td>G</td><td>29.64</td></tr><tr><td>L</td><td>52</td></tr><tr><td>SPL</td><td>10</td></tr><tr><td>ID</td><td>12</td></tr><tr><td>D</td><td>46.5</td></tr><tr><td>FAM</td><td>094</td></tr><tr><td>CW/CCW</td><td>Horário</td></tr></table>	T	10	G	29.64	L	52	SPL	10	ID	12	D	46.5	FAM	094	CW/CCW	Horário
T	30																																																																						
G	21.3																																																																						
L	89.5																																																																						
SPL	8																																																																						
ID	11																																																																						
D	46.5																																																																						
FAM	114																																																																						
CW/CCW	Anti-horário																																																																						
T	11																																																																						
G	34.8																																																																						
L	133.5																																																																						
SPL	-																																																																						
CT	40																																																																						
D	-																																																																						
FAM	124																																																																						
CW/CCW	Anti-horário																																																																						
T	30																																																																						
G	21.3																																																																						
L	90.6																																																																						
SPL	8																																																																						
ID	11																																																																						
D	46.5																																																																						
FAM	114																																																																						
CW/CCW	Horário																																																																						
T	10																																																																						
G	29.64																																																																						
L	52																																																																						
SPL	10																																																																						
ID	12																																																																						
D	46.5																																																																						
FAM	094																																																																						
CW/CCW	Horário																																																																						
<div>1909</div> <div></div> <div>APLICAÇÃO Application / Aplicación Pg. 308</div>	<table><tr><td>T</td><td>10</td></tr><tr><td>G</td><td>27.5</td></tr><tr><td>L</td><td>42.5</td></tr><tr><td>SPL</td><td>8</td></tr><tr><td>ID</td><td>12</td></tr><tr><td>D</td><td>46.5</td></tr><tr><td>FAM</td><td>110</td></tr><tr><td>CW/CCW</td><td>Horário</td></tr></table>	T	10	G	27.5	L	42.5	SPL	8	ID	12	D	46.5	FAM	110	CW/CCW	Horário	<div>1910</div> <div></div> <div>APLICAÇÃO Application / Aplicación Pg. 308</div>	<table><tr><td>T</td><td>11</td></tr><tr><td>G</td><td>29.2</td></tr><tr><td>L</td><td>81.2</td></tr><tr><td>SPL</td><td>4</td></tr><tr><td>ID</td><td>12</td></tr><tr><td>D</td><td>48.9</td></tr><tr><td>FAM</td><td>109</td></tr><tr><td>CW/CCW</td><td>Anti-horário</td></tr></table>	T	11	G	29.2	L	81.2	SPL	4	ID	12	D	48.9	FAM	109	CW/CCW	Anti-horário	<div>1911</div> <div></div> <div>APLICAÇÃO Application / Aplicación Pg. 308</div>	<table><tr><td>T</td><td>13</td></tr><tr><td>G</td><td>34.5</td></tr><tr><td>L</td><td>39.8</td></tr><tr><td>SPL</td><td>8</td></tr><tr><td>ID</td><td>10.03</td></tr><tr><td>D</td><td>46.3</td></tr><tr><td>FAM</td><td>117</td></tr><tr><td>CW/CCW</td><td>Horário</td></tr></table>	T	13	G	34.5	L	39.8	SPL	8	ID	10.03	D	46.3	FAM	117	CW/CCW	Horário	<div>1912</div> <div></div> <div>APLICAÇÃO Application / Aplicación Pg. 308</div>	<table><tr><td>T</td><td>10</td></tr><tr><td>G</td><td>27.94</td></tr><tr><td>L</td><td>36.3</td></tr><tr><td>SPL</td><td>8</td></tr><tr><td>ID</td><td>10.03</td></tr><tr><td>D</td><td>43.6</td></tr><tr><td>FAM</td><td>117</td></tr><tr><td>CW/CCW</td><td>Horário</td></tr></table>	T	10	G	27.94	L	36.3	SPL	8	ID	10.03	D	43.6	FAM	117	CW/CCW	Horário
T	10																																																																						
G	27.5																																																																						
L	42.5																																																																						
SPL	8																																																																						
ID	12																																																																						
D	46.5																																																																						
FAM	110																																																																						
CW/CCW	Horário																																																																						
T	11																																																																						
G	29.2																																																																						
L	81.2																																																																						
SPL	4																																																																						
ID	12																																																																						
D	48.9																																																																						
FAM	109																																																																						
CW/CCW	Anti-horário																																																																						
T	13																																																																						
G	34.5																																																																						
L	39.8																																																																						
SPL	8																																																																						
ID	10.03																																																																						
D	46.3																																																																						
FAM	117																																																																						
CW/CCW	Horário																																																																						
T	10																																																																						
G	27.94																																																																						
L	36.3																																																																						
SPL	8																																																																						
ID	10.03																																																																						
D	43.6																																																																						
FAM	117																																																																						
CW/CCW	Horário																																																																						
<div>1913</div> <div></div> <div>APLICAÇÃO Application / Aplicación Pg. 308</div>	<table><tr><td>T</td><td>11</td></tr><tr><td>G</td><td>30.05</td></tr><tr><td>L</td><td>36.3</td></tr><tr><td>SPL</td><td>8</td></tr><tr><td>ID</td><td>10.03</td></tr><tr><td>D</td><td>43.6</td></tr><tr><td>FAM</td><td>117</td></tr><tr><td>CW/CCW</td><td>Horário</td></tr></table>	T	11	G	30.05	L	36.3	SPL	8	ID	10.03	D	43.6	FAM	117	CW/CCW	Horário	<div>1915</div> <div></div> <div>APLICAÇÃO Application / Aplicación Pg. 308</div>	<table><tr><td>T</td><td>12</td></tr><tr><td>G</td><td>32.5</td></tr><tr><td>L</td><td>45</td></tr><tr><td>SPL</td><td>10</td></tr><tr><td>ID</td><td>12</td></tr><tr><td>D</td><td>47.8</td></tr><tr><td>FAM</td><td>089</td></tr><tr><td>CW/CCW</td><td>Horário</td></tr></table>	T	12	G	32.5	L	45	SPL	10	ID	12	D	47.8	FAM	089	CW/CCW	Horário	<div>1916</div> <div></div> <div>APLICAÇÃO Application / Aplicación Pg. 308</div>	<table><tr><td>T</td><td>10</td></tr><tr><td>G</td><td>31.7</td></tr><tr><td>L</td><td>36.6</td></tr><tr><td>SPL</td><td>8</td></tr><tr><td>ID</td><td>12</td></tr><tr><td>D</td><td>46.5</td></tr><tr><td>FAM</td><td>110</td></tr><tr><td>CW/CCW</td><td>Horário</td></tr></table>	T	10	G	31.7	L	36.6	SPL	8	ID	12	D	46.5	FAM	110	CW/CCW	Horário	<div>1920</div> <div></div> <div>APLICAÇÃO Application / Aplicación Pg. 309</div>	<table><tr><td>T</td><td>10</td></tr><tr><td>G</td><td>27.94</td></tr><tr><td>L</td><td>103</td></tr><tr><td>SPL</td><td>16</td></tr><tr><td>ID</td><td>12</td></tr><tr><td>D</td><td>50.5</td></tr><tr><td>FAM</td><td>079</td></tr><tr><td>CW/CCW</td><td>Anti-horário</td></tr></table>	T	10	G	27.94	L	103	SPL	16	ID	12	D	50.5	FAM	079	CW/CCW	Anti-horário
T	11																																																																						
G	30.05																																																																						
L	36.3																																																																						
SPL	8																																																																						
ID	10.03																																																																						
D	43.6																																																																						
FAM	117																																																																						
CW/CCW	Horário																																																																						
T	12																																																																						
G	32.5																																																																						
L	45																																																																						
SPL	10																																																																						
ID	12																																																																						
D	47.8																																																																						
FAM	089																																																																						
CW/CCW	Horário																																																																						
T	10																																																																						
G	31.7																																																																						
L	36.6																																																																						
SPL	8																																																																						
ID	12																																																																						
D	46.5																																																																						
FAM	110																																																																						
CW/CCW	Horário																																																																						
T	10																																																																						
G	27.94																																																																						
L	103																																																																						
SPL	16																																																																						
ID	12																																																																						
D	50.5																																																																						
FAM	079																																																																						
CW/CCW	Anti-horário																																																																						
<div>1921</div> <div></div> <div>APLICAÇÃO Application / Aplicación Pg. 309</div>	<table><tr><td>T</td><td>20</td></tr><tr><td>G</td><td>14.7</td></tr><tr><td>L</td><td>110</td></tr><tr><td>SPL</td><td>5</td></tr><tr><td>ID</td><td>-</td></tr><tr><td>D</td><td>60.5</td></tr><tr><td>FAM</td><td>128</td></tr><tr><td>CW/CCW</td><td>Horário</td></tr></table>	T	20	G	14.7	L	110	SPL	5	ID	-	D	60.5	FAM	128	CW/CCW	Horário	<div>1922</div> <div></div> <div>APLICAÇÃO Application / Aplicación Pg. 309</div>	<table><tr><td>T</td><td>17</td></tr><tr><td>G</td><td>41.8</td></tr><tr><td>L</td><td>64.1</td></tr><tr><td>SPL</td><td>4</td></tr><tr><td>ID</td><td>12</td></tr><tr><td>D</td><td>46.5</td></tr><tr><td>FAM</td><td>161</td></tr><tr><td>CW/CCW</td><td>Horário</td></tr></table>	T	17	G	41.8	L	64.1	SPL	4	ID	12	D	46.5	FAM	161	CW/CCW	Horário	<div>1923</div> <div></div> <div>APLICAÇÃO Application / Aplicación Pg. 309</div>	<table><tr><td>T</td><td>10</td></tr><tr><td>G</td><td>27.94</td></tr><tr><td>L</td><td>40</td></tr><tr><td>SPL</td><td>8</td></tr><tr><td>ID</td><td>12</td></tr><tr><td>D</td><td>46.5</td></tr><tr><td>FAM</td><td>117</td></tr><tr><td>CW/CCW</td><td>Horário</td></tr></table>	T	10	G	27.94	L	40	SPL	8	ID	12	D	46.5	FAM	117	CW/CCW	Horário	<div>1924</div> <div></div> <div>APLICAÇÃO Application / Aplicación Pg. 309</div>	<table><tr><td>T</td><td>11</td></tr><tr><td>G</td><td>34.4</td></tr><tr><td>L</td><td>65.8</td></tr><tr><td>SPL</td><td>10</td></tr><tr><td>ID</td><td>14.26</td></tr><tr><td>D</td><td>54.6</td></tr><tr><td>FAM</td><td>046</td></tr><tr><td>CW/CCW</td><td>Horário</td></tr></table>	T	11	G	34.4	L	65.8	SPL	10	ID	14.26	D	54.6	FAM	046	CW/CCW	Horário
T	20																																																																						
G	14.7																																																																						
L	110																																																																						
SPL	5																																																																						
ID	-																																																																						
D	60.5																																																																						
FAM	128																																																																						
CW/CCW	Horário																																																																						
T	17																																																																						
G	41.8																																																																						
L	64.1																																																																						
SPL	4																																																																						
ID	12																																																																						
D	46.5																																																																						
FAM	161																																																																						
CW/CCW	Horário																																																																						
T	10																																																																						
G	27.94																																																																						
L	40																																																																						
SPL	8																																																																						
ID	12																																																																						
D	46.5																																																																						
FAM	117																																																																						
CW/CCW	Horário																																																																						
T	11																																																																						
G	34.4																																																																						
L	65.8																																																																						
SPL	10																																																																						
ID	14.26																																																																						
D	54.6																																																																						
FAM	046																																																																						
CW/CCW	Horário																																																																						

T	G	L	SPL	ID	CT	D	FAM	CW/CCW
Nº de Dentes # Of Pinon Teeth # De Los Dientes Del Pinón	Ø Externo (mm) Pinon O.D. Piñon - Ø Externa	Comprimento Total (mm) Length Largo	Nº de Estrias # Of Splines # De Estriás	Ø da Bucha (mm) Pinon I.D. Pinón - Ø Interna	Nº Dentes Coroa # Barrel Gear Teeth # Dientes de la Corona	Ø da Capa (mm) Drive O.D. Ø Externa	Família Family Familia	Horário/Anti Horário Clockwise/Counter Clockwise Horario/Antihorario

<b>1925</b>  APLICAÇÃO Application / Aplicación Pg. 309	T	8	<b>1926</b>  APLICAÇÃO Application / Aplicación Pg. 310	T	11	<b>1927</b>  APLICAÇÃO Application / Aplicación Pg. 310	T	9	<b>1930</b>  APLICAÇÃO Application / Aplicación Pg. 310	T	9
	G	27.2		G	29.2		G	29.64		G	29.3
	L	44.5		L	91		L	48.2		L	82
	SPL	5		SPL	9		SPL	16		SPL	8
	ID	11		ID	12.06		ID	11		ID	12
	D	46.1		D	54.5		D	45.8		D	48.9
	FAM	047		FAM	085		FAM	074		FAM	109
	CW/CCW	Horário		CW/CCW	Anti-horário		CW/CCW	Horário		CW/CCW	Horário
<b>1932</b>  APLICAÇÃO Application / Aplicación Pg. 310	T	11	<b>1933</b>  APLICAÇÃO Application / Aplicación Pg. 310	T	11	<b>1934</b>  APLICAÇÃO Application / Aplicación Pg. 311	T	13	<b>1935</b>  APLICAÇÃO Application / Aplicación Pg. 311	T	15
	G	29.6		G	29.3		G	34.65		G	38.2
	L	51.8		L	50.7		L	96.5		L	58.5
	SPL	10		SPL	8		SPL	4		SPL	10
	ID	12		ID	12		ID	12		ID	11.02
	D	46.5		D	45.3		D	49.8		D	45.6
	FAM	094		FAM	110		FAM	158		FAM	162
	CW/CCW	Horário		CW/CCW	Horário		CW/CCW	Anti-horário		CW/CCW	Horário
<b>1938</b>  APLICAÇÃO Application / Aplicación Pg. 311	T	13	<b>1939</b>  APLICAÇÃO Application / Aplicación Pg. 311	T	13	<b>1942</b>  APLICAÇÃO Application / Aplicación Pg. 311	T	12	<b>1943</b>  APLICAÇÃO Application / Aplicación Pg. 311	T	11
	G	34.55		G	34.55		G	31.8		G	35.4
	L	58.1		L	51.1		L	43.5		L	51.5
	SPL	16		SPL	16		SPL	10		SPL	10
	ID	11		ID	11		ID	11.02		ID	11.02
	D	47.4		D	47.4		D	45.9		D	45.9
	FAM	074		FAM	074		FAM	143		FAM	143
	CW/CCW	Horário		CW/CCW	Horário		CW/CCW	Horário		CW/CCW	Horário
<b>1945</b>  APLICAÇÃO Application / Aplicación Pg. 312	T	9	<b>1947</b>  APLICAÇÃO Application / Aplicación Pg. 312	T	-	<b>1949</b>  APLICAÇÃO Application / Aplicación Pg. 312	T	10	<b>1950</b>  APLICAÇÃO Application / Aplicación Pg. 312	T	8
	G	29.6		G	-		G	27.94		G	28
	L	51		L	53.5		L	42		L	42.2
	SPL	8		SPL	11		SPL	8		SPL	8
	ID	12		CT	41		ID	12		ID	12
	D	46.5		D	-		D	46.5		D	46.5
	FAM	110		FAM	120		FAM	117		FAM	117
	CW/CCW	Anti-horário		CW/CCW	Horário		CW/CCW	Horário		CW/CCW	Horário

T	G	L	SPL	ID	CT	D	FAM	CW/CCW
Nº de Dentes # Of Pinon Teeth # De Los Dientes Del Pinón	ø Externo (mm) Pinon O.D. Piñon - ø Externa	Comprimento Total (mm) Length Largo	Nº de Estriás # Of Splines # De Estriás	ø da Bucha (mm) Pinon I.D. Pinón - ø Interna	Nº Dentes Coroa # Barrel Gear Teeth # Dientes de la Corona	ø da Capa (mm) Drive O.D. ø Externa	Família Family Familia	Horário/Anti Horário Clockwise/Counter Clockwise Horario/Antihorario

1957			1958			1959			1963						
	T	11		T	11		T	10		T	9				
	G	29.3		G	34.4		G	32.6		G	25.8				
	L	102		L	83		L	46.9		L	60.5				
	SPL	-		SPL	-		SPL	6		SPL	9				
	CT	40		CT	40		ID	12		ID	12				
	D	-		D	-		D	46.5		D	46.5				
	FAM	124		FAM	124		FAM	034		FAM	087				
APLICAÇÃO Application / Aplicación Pg. 312		CW/CCW	Horário	APLICAÇÃO Application / Aplicación Pg. 313		CW/CCW	Anti-horário	APLICAÇÃO Application / Aplicación Pg. 313		CW/CCW	Horário	APLICAÇÃO Application / Aplicación Pg. 313		CW/CCW	Anti-horário

10003	1.01.0952.1																
	<table> <tr><td>T</td><td>9</td></tr> <tr><td>G</td><td>25.82</td></tr> <tr><td>L</td><td>47</td></tr> <tr><td>SPL</td><td>6</td></tr> <tr><td>ID</td><td>12</td></tr> <tr><td>D</td><td>46.5</td></tr> <tr><td>FAM</td><td>132</td></tr> <tr><td>CW/CCW</td><td>Horário</td></tr> </table>	T	9	G	25.82	L	47	SPL	6	ID	12	D	46.5	FAM	132	CW/CCW	Horário
T	9																
G	25.82																
L	47																
SPL	6																
ID	12																
D	46.5																
FAM	132																
CW/CCW	Horário																
APLICAÇÃO Application / Aplicación Pg. 313																	

T			G			L			FAM			CW/CCW		
Nº de Dentes # Of Pinon Teeth # De Los Dientes Del Piñon			Ø Externo (mm) Pinon O.D. Piñon - Ø Externa			Comprimento Total (mm) Length Largo			Família Family Familia			Horário/Anti Horário Clockwise/Counter Clockwise Horario/Antihorario		
<b>0032</b>			<b>0035</b>			<b>0036</b>			<b>0087</b>					
	T	9		T	9		T	11		T	11		T	11
	G	29.64		G	34.8		G	41		G	41		G	41
	L	72		L	120		L	120		L	61.1		L	61.1
	SPL	-		SPL	-		SPL	-		SPL	-		SPL	-
	FAM	061		FAM	053		FAM	053		FAM	054		FAM	054
APLICAÇÃO Application / Aplicación Pg. 314			APLICAÇÃO Application / Aplicación Pg. 314			APLICAÇÃO Application / Aplicación Pg. 314			APLICAÇÃO Application / Aplicación Pg. 314			APLICAÇÃO Application / Aplicación Pg. 314		
CW/CCW Anti-horário			CW/CCW Horário			CW/CCW Horário			CW/CCW Horário			CW/CCW Horário		
<b>0170</b>			<b>0171</b>			<b>0218</b>			<b>0280</b>					
	T	9		T	9		T	9		T	10		T	10
	G	29.64		G	29.64		G	34.8		G	29.64		G	29.64
	L	58		L	58		L	61.1		L	58		L	58
	SPL	4		SPL	-		SPL	-		SPL	4		SPL	4
	FAM	064		FAM	063		FAM	054		FAM	064		FAM	064
APLICAÇÃO Application / Aplicación Pg. 315			APLICAÇÃO Application / Aplicación Pg. 315			APLICAÇÃO Application / Aplicación Pg. 315			APLICAÇÃO Application / Aplicación Pg. 315			APLICAÇÃO Application / Aplicación Pg. 315		
CW/CCW Anti-horário			CW/CCW Anti-horário			CW/CCW Horário			CW/CCW Horário			CW/CCW Anti-horário		
<b>0380</b>			<b>1216</b>			<b>9186</b>			<b>9301</b>					
	T	10		T	9		T	9		T	11		T	11
	G	29.64		G	29.64		G	29.64		G	40		G	40
	L	58		L	66		L	25.2		L	36		L	36
	SPL	-		SPL	-		SPL	18		SPL	16		SPL	16
	FAM	063		FAM	061		FAM	410		FAM	402		FAM	402
APLICAÇÃO Application / Aplicación Pg. 316			APLICAÇÃO Application / Aplicación Pg. 316			APLICAÇÃO Application / Aplicación Pg. 316			APLICAÇÃO Application / Aplicación Pg. 316			APLICAÇÃO Application / Aplicación Pg. 316		
CW/CCW Anti-horário			CW/CCW Horário			CW/CCW Horário			CW/CCW Horário			CW/CCW Horário		
<b>9307</b>			<b>9350</b>			<b>9402</b>			<b>9492</b>					
	T	11		T	9		T	10		T	10		T	10
	G	29.3		G	29.3		G	40		G	28.2		G	28.2
	L	25		L	41		L	36		L	25		L	25
	SPL	18		SPL	18		SPL	16		SPL	18		SPL	18
	FAM	410		FAM	403		FAM	402		FAM	410		FAM	410
APLICAÇÃO Application / Aplicación Pg. 317			APLICAÇÃO Application / Aplicación Pg. 317			APLICAÇÃO Application / Aplicación Pg. 317			APLICAÇÃO Application / Aplicación Pg. 317			APLICAÇÃO Application / Aplicación Pg. 317		
CW/CCW Horário			CW/CCW Horário			CW/CCW Horário			CW/CCW Horário			CW/CCW Horário		

T	G	L	FAM	CW/CCW
Nº de Dentes # Of Pinion Teeth # De Los Dientes Del Piñon	Ø Externo (mm) Pinon O.D. Piñon - Ø Externa	Comprimento Total (mm) Length Largo	Família Family Familia	Horário/Anti Horário Clockwise/Counter Clockwise Horario/Antihorario

<div>9495</div> <div></div> <div>APLICAÇÃO Application / Aplicación Pg. 317</div>	<table><tr><td>T</td><td>11</td></tr><tr><td>G</td><td>34.8</td></tr><tr><td>L</td><td>17.5</td></tr><tr><td>SPL</td><td>18</td></tr><tr><td>FAM</td><td>409</td></tr><tr><td>CW/CCW</td><td>Horário</td></tr></table>	T	11	G	34.8	L	17.5	SPL	18	FAM	409	CW/CCW	Horário	<div>9502</div> <div></div> <div>APLICAÇÃO Application / Aplicación Pg. 318</div>	<table><tr><td>T</td><td>13</td></tr><tr><td>G</td><td>40.8</td></tr><tr><td>L</td><td>24.5</td></tr><tr><td>SPL</td><td>18</td></tr><tr><td>FAM</td><td>408</td></tr><tr><td>CW/CCW</td><td>Anti-horário</td></tr></table>	T	13	G	40.8	L	24.5	SPL	18	FAM	408	CW/CCW	Anti-horário	<div>9506</div> <div></div> <div>APLICAÇÃO Application / Aplicación Pg. 318</div>	<table><tr><td>T</td><td>13</td></tr><tr><td>G</td><td>40.8</td></tr><tr><td>L</td><td>23.5</td></tr><tr><td>SPL</td><td>18</td></tr><tr><td>FAM</td><td>407</td></tr><tr><td>CW/CCW</td><td>Anti-horário</td></tr></table>	T	13	G	40.8	L	23.5	SPL	18	FAM	407	CW/CCW	Anti-horário	<div>9525</div> <div></div> <div>APLICAÇÃO Application / Aplicación Pg. 318</div>	<table><tr><td>T</td><td>8</td></tr><tr><td>G</td><td>28</td></tr><tr><td>L</td><td>94</td></tr><tr><td>SPL</td><td>10</td></tr><tr><td>FAM</td><td>406</td></tr><tr><td>CW/CCW</td><td>Anti-horário</td></tr></table>	T	8	G	28	L	94	SPL	10	FAM	406	CW/CCW	Anti-horário
T	11																																																						
G	34.8																																																						
L	17.5																																																						
SPL	18																																																						
FAM	409																																																						
CW/CCW	Horário																																																						
T	13																																																						
G	40.8																																																						
L	24.5																																																						
SPL	18																																																						
FAM	408																																																						
CW/CCW	Anti-horário																																																						
T	13																																																						
G	40.8																																																						
L	23.5																																																						
SPL	18																																																						
FAM	407																																																						
CW/CCW	Anti-horário																																																						
T	8																																																						
G	28																																																						
L	94																																																						
SPL	10																																																						
FAM	406																																																						
CW/CCW	Anti-horário																																																						
<div>9526</div> <div></div> <div>APLICAÇÃO Application / Aplicación Pg. 318</div>	<table><tr><td>T</td><td>9</td></tr><tr><td>G</td><td>33</td></tr><tr><td>L</td><td>87</td></tr><tr><td>SPL</td><td>10</td></tr><tr><td>FAM</td><td>406</td></tr><tr><td>CW/CCW</td><td>Horário</td></tr></table>	T	9	G	33	L	87	SPL	10	FAM	406	CW/CCW	Horário	<div>9527</div> <div></div> <div>APLICAÇÃO Application / Aplicación Pg. 318</div>	<table><tr><td>T</td><td>9</td></tr><tr><td>G</td><td>36</td></tr><tr><td>L</td><td>87</td></tr><tr><td>SPL</td><td>10</td></tr><tr><td>FAM</td><td>406</td></tr><tr><td>CW/CCW</td><td>Horário</td></tr></table>	T	9	G	36	L	87	SPL	10	FAM	406	CW/CCW	Horário	<div>9542</div> <div></div> <div>APLICAÇÃO Application / Aplicación Pg. 318</div>	<table><tr><td>T</td><td>9</td></tr><tr><td>G</td><td>29.64</td></tr><tr><td>L</td><td>25.2</td></tr><tr><td>SPL</td><td>18</td></tr><tr><td>FAM</td><td>410</td></tr><tr><td>CW/CCW</td><td>Horário</td></tr></table>	T	9	G	29.64	L	25.2	SPL	18	FAM	410	CW/CCW	Horário	<div>9632</div> <div></div> <div>APLICAÇÃO Application / Aplicación Pg. 318</div>	<table><tr><td>T</td><td>11</td></tr><tr><td>G</td><td>33.8</td></tr><tr><td>L</td><td>23.5</td></tr><tr><td>SPL</td><td>18</td></tr><tr><td>FAM</td><td>408</td></tr><tr><td>CW/CCW</td><td>Horário</td></tr></table>	T	11	G	33.8	L	23.5	SPL	18	FAM	408	CW/CCW	Horário
T	9																																																						
G	33																																																						
L	87																																																						
SPL	10																																																						
FAM	406																																																						
CW/CCW	Horário																																																						
T	9																																																						
G	36																																																						
L	87																																																						
SPL	10																																																						
FAM	406																																																						
CW/CCW	Horário																																																						
T	9																																																						
G	29.64																																																						
L	25.2																																																						
SPL	18																																																						
FAM	410																																																						
CW/CCW	Horário																																																						
T	11																																																						
G	33.8																																																						
L	23.5																																																						
SPL	18																																																						
FAM	408																																																						
CW/CCW	Horário																																																						
<div>9678</div> <div></div> <div>APLICAÇÃO Application / Aplicación Pg. 319</div>	<table><tr><td>T</td><td>10</td></tr><tr><td>G</td><td>37.8</td></tr><tr><td>L</td><td>25.2</td></tr><tr><td>SPL</td><td>18</td></tr><tr><td>FAM</td><td>410</td></tr><tr><td>CW/CCW</td><td>Horário</td></tr></table>	T	10	G	37.8	L	25.2	SPL	18	FAM	410	CW/CCW	Horário	<div>9702</div> <div></div> <div>APLICAÇÃO Application / Aplicación Pg. 319</div>	<table><tr><td>T</td><td>9</td></tr><tr><td>G</td><td>25.9</td></tr><tr><td>L</td><td>87</td></tr><tr><td>SPL</td><td>10</td></tr><tr><td>FAM</td><td>406</td></tr><tr><td>CW/CCW</td><td>Horário</td></tr></table>	T	9	G	25.9	L	87	SPL	10	FAM	406	CW/CCW	Horário	<div>9705</div> <div></div> <div>APLICAÇÃO Application / Aplicación Pg. 319</div>	<table><tr><td>T</td><td>12</td></tr><tr><td>G</td><td>32</td></tr><tr><td>L</td><td>14.9</td></tr><tr><td>SPL</td><td>18</td></tr><tr><td>FAM</td><td>404</td></tr><tr><td>CW/CCW</td><td>Horário</td></tr></table>	T	12	G	32	L	14.9	SPL	18	FAM	404	CW/CCW	Horário	<div>10049</div> <div></div> <div>APLICAÇÃO Application / Aplicación Pg. 319</div>	<table><tr><td>T</td><td>9</td></tr><tr><td>G</td><td>29.64</td></tr><tr><td>L</td><td>25.2</td></tr><tr><td>SPL</td><td>18</td></tr><tr><td>FAM</td><td>410</td></tr><tr><td>CW/CCW</td><td>Horário</td></tr></table>	T	9	G	29.64	L	25.2	SPL	18	FAM	410	CW/CCW	Horário
T	10																																																						
G	37.8																																																						
L	25.2																																																						
SPL	18																																																						
FAM	410																																																						
CW/CCW	Horário																																																						
T	9																																																						
G	25.9																																																						
L	87																																																						
SPL	10																																																						
FAM	406																																																						
CW/CCW	Horário																																																						
T	12																																																						
G	32																																																						
L	14.9																																																						
SPL	18																																																						
FAM	404																																																						
CW/CCW	Horário																																																						
T	9																																																						
G	29.64																																																						
L	25.2																																																						
SPL	18																																																						
FAM	410																																																						
CW/CCW	Horário																																																						
<div>12609</div> <div></div> <div>APLICAÇÃO Application / Aplicación Pg. 320</div>	<table><tr><td>T</td><td>11</td></tr><tr><td>G</td><td>41.99</td></tr><tr><td>L</td><td>23.5</td></tr><tr><td>SPL</td><td>18</td></tr><tr><td>FAM</td><td>408</td></tr><tr><td>CW/CCW</td><td>Horário</td></tr></table>	T	11	G	41.99	L	23.5	SPL	18	FAM	408	CW/CCW	Horário	<div>12658</div> <div></div> <div>APLICAÇÃO Application / Aplicación Pg. 320</div>	<table><tr><td>T</td><td>9</td></tr><tr><td>G</td><td>35.5</td></tr><tr><td>L</td><td>17.7</td></tr><tr><td>SPL</td><td>20</td></tr><tr><td>FAM</td><td>407</td></tr><tr><td>CW/CCW</td><td>Horário</td></tr></table>	T	9	G	35.5	L	17.7	SPL	20	FAM	407	CW/CCW	Horário	<div>12659</div> <div></div> <div>APLICAÇÃO Application / Aplicación Pg. 320</div>	<table><tr><td>T</td><td>9</td></tr><tr><td>G</td><td>35.5</td></tr><tr><td>L</td><td>17.7</td></tr><tr><td>SPL</td><td>20</td></tr><tr><td>FAM</td><td>407</td></tr><tr><td>CW/CCW</td><td>Horário</td></tr></table>	T	9	G	35.5	L	17.7	SPL	20	FAM	407	CW/CCW	Horário	<div>12812</div> <div></div> <div>APLICAÇÃO Application / Aplicación Pg. 320</div>	<table><tr><td>T</td><td>10</td></tr><tr><td>G</td><td>32.6</td></tr><tr><td>L</td><td>20.2</td></tr><tr><td>SPL</td><td>20</td></tr><tr><td>FAM</td><td>407</td></tr><tr><td>CW/CCW</td><td>Horário</td></tr></table>	T	10	G	32.6	L	20.2	SPL	20	FAM	407	CW/CCW	Horário
T	11																																																						
G	41.99																																																						
L	23.5																																																						
SPL	18																																																						
FAM	408																																																						
CW/CCW	Horário																																																						
T	9																																																						
G	35.5																																																						
L	17.7																																																						
SPL	20																																																						
FAM	407																																																						
CW/CCW	Horário																																																						
T	9																																																						
G	35.5																																																						
L	17.7																																																						
SPL	20																																																						
FAM	407																																																						
CW/CCW	Horário																																																						
T	10																																																						
G	32.6																																																						
L	20.2																																																						
SPL	20																																																						
FAM	407																																																						
CW/CCW	Horário																																																						

T	G	L	FAM	CW/CCW
Nº de Dentes # Of Pinon Teeth # De Los Dientes Del Piñon	ø Externo (mm) Pinon O.D. Piñon - ø Externa	Comprimento Total (mm) Length Largo	Família Family Familia	Horário/Anti Horário Clockwise/Counter Clockwise Horario/Antihorario

12913			13021			13119			13268		
	T	9		T	11		T	12		T	22
	G	29.5		G	35.4		G	43.7		G	51.5
	L	46.4		L	18.2		L	27		L	44.5
	SPL	-		SPL	19		SPL	28		SPL	-
	FAM	411		FAM	407		FAM	409		FAM	420
	CW/CCW	Horário		CW/CCW	Anti-horário		CW/CCW	Horário		CW/CCW	Horário
APLICAÇÃO Application / Aplicación Pg. 320			APLICAÇÃO Application / Aplicación Pg. 320			APLICAÇÃO Application / Aplicación Pg. 321			APLICAÇÃO Application / Aplicación Pg. 321		

A	B	D	d	SPL	CW/CCW
Comprimento Livre do Eixo Shaft Free Length Largo Libre del Eje	Comprimento Eixo até Canal Shaft Length up to the Chanel Largo del Eje Hasta Canal	ø Eixo ø Shaft ø Eje	ø Bucha Eixo ø Shaft Bushing ø Buje Eje	Nº Estrías Engrenagem Nr. Splines Nº Estrías	Horário/Anti Horário Clockwise/Counter Clockwise Horario/Antihorario

12675		
	A	98.7
	B	17.3
	D	13.96
	d	8.04
	SPL	10
APLICAÇÃO Application / Aplicación Pg. 322		
CW/CCW	Horário	

12681		
	A	97.3
	B	19.5
	D	11.96
	d	8.04
	SPL	10
APLICAÇÃO Application / Aplicación Pg. 322		
CW/CCW	Horário	

12682		
	A	98.7
	B	17.3
	D	11.96
	d	8.04
	SPL	10
APLICAÇÃO Application / Aplicación Pg. 322		
CW/CCW	Horário	

12683		
	A	92.1
	B	21.3
	D	11.96
	d	8.04
	SPL	10
APLICAÇÃO Application / Aplicación Pg. 322		
CW/CCW	Horário	

12685		
	A	115.8
	B	21.5
	D	11.96
	d	8.04
	SPL	10
APLICAÇÃO Application / Aplicación Pg. 322		
CW/CCW	Anti-horário	

12687		
	A	136.2
	B	19.3
	D	11.96
	d	8.04
	SPL	10
APLICAÇÃO Application / Aplicación Pg. 322		
CW/CCW	Anti-horário	

12689		
	A	94.7
	B	20.9
	D	11.96
	d	8.04
	SPL	10
APLICAÇÃO Application / Aplicación Pg. 323		
CW/CCW	Horário	

12690		
	A	92.1
	B	20.1
	D	11.96
	d	8.04
	SPL	10
APLICAÇÃO Application / Aplicación Pg. 323		
CW/CCW	Anti-horário	

12692		
	A	119.7
	B	18.8
	D	13.96
	d	8.04
	SPL	10
APLICAÇÃO Application / Aplicación Pg. 323		
CW/CCW	Horário	

12717		
	A	80
	B	15.8
	D	11.96
	d	7.06
	SPL	12
APLICAÇÃO Application / Aplicación Pg. 323		
CW/CCW	Horário	

12720		
	A	79
	B	15
	D	11.94
	d	8.04
	SPL	12
APLICAÇÃO Application / Aplicación Pg. 323		
CW/CCW	Horário	

12841		
	A	80.8
	B	2.5
	D	14.2
	d	8.04
	SPL	16
APLICAÇÃO Application / Aplicación Pg. 324		
CW/CCW	Horário	

12786		
	A	-
	B	-
	D	-
	d	-
	SPL	-
APLICAÇÃO Application / Aplicación Pg. 324		
CW/CCW	-	

0001

IMPULSOR DE PARTIDA DO MOTOR DE ARRANQUE  
STARTER DRIVE / IMPULSOR DE PARTIDA

FOTO / Photo pg. 151

## APLICAÇÃO / Application / Aplicación

Ford: F100 | F350 | F600 | Galaxie ...05/1970 | Landau ...05/1970

## MOTOR

Wapsa: MPF6 | MPF7 | MALF2 | MALF3 | MALW2 | MALW3 | MALW12 | MALW14

## EQUIVALENTE / Equivalent

Wapsa: 224001

0005

IMPULSOR DE PARTIDA DO MOTOR DE ARRANQUE  
STARTER DRIVE / IMPULSOR DE PARTIDA

FOTO / Photo pg. 151

## APLICAÇÃO / Application / Aplicación

Willys: Aero Willys ...05/1970 | Itamaraty ...05/1970 | Jeep ...05/1970 | Pick Up ...05/1970 | Rural ...05/1970

## EQUIVALENTE / Equivalent

Wapsa: 224001

0006

IMPULSOR DE PARTIDA DO MOTOR DE ARRANQUE  
STARTER DRIVE / IMPULSOR DE PARTIDA

FOTO / Photo pg. 151

## APLICAÇÃO / Application / Aplicación

Volkswagen: Fusca 1200 | Fusca 1300 | Fusca Sedan 1.2 | Karmann Ghia | Kombi 1.2

## MOTOR

Bosch: 0001205005 | 0001205012 | 0001205016 | 9000082000

## EQUIVALENTE / Equivalent

Bosch: 9001082421 - Lucas Indiel: 223101 - Volkswagen: 111911335B

0010

IMPULSOR DE PARTIDA DO MOTOR DE ARRANQUE  
STARTER DRIVE / IMPULSOR DE PARTIDA

FOTO / Photo pg. 151

## APLICAÇÃO / Application / Aplicación

General Motors/Chevrolet: Pick Up C10 1964... | Pick Up C14 1964... | Pick Up C15 1964...

## EQUIVALENTE / Equivalent

Bosch: 1987BE0125 - Lester: 3639 | 3690 | 4238 - Lucas: TDB070 - Lucas Indiel: 221710 - Remy: 07363070 - Wapsa: 224034

0013

IMPULSOR DE PARTIDA DO MOTOR DE ARRANQUE  
STARTER DRIVE / IMPULSOR DE PARTIDA

FOTO / Photo pg. 151

## APLICAÇÃO / Application / Aplicación

General Motors/Chevrolet: C20 | Pick Up Apache - Opel: Ascona | Blitz | Kadett B, C | Manta | Rekord B, C

## MOTOR

Remy: 1107208 | 1107223 | 1107270 | 1107272 | 1107279 | 1107354 | 1107389 | 1107397 | 1107398 | 1107641 | 1107652 | 1107653 | 1107655 | 1107657 | 1107661 | 1107665 | 1107668

## EQUIVALENTE / Equivalent

Chrysler: DR1900 - Lester: 3630 | 3637 | 3639 | 3643 | 3690 | 4150 | 4161 | 4222 | 4238 | 4247 - Lucas Indiel: 223137 - Remy: D2003 | D2028 | 1932185 | 1932188 | 1939506 | 1974355 - Ww: 480466

0015

IMPULSOR DE PARTIDA DO MOTOR DE ARRANQUE  
STARTER DRIVE / IMPULSOR DE PARTIDA

FOTO / Photo pg. 151

## APLICAÇÃO / Application / Aplicación

Alfa Romeo: JK2000 | JK2150 - Audi: 1000 - BMW: 2600 | 2600L | 3200 | 3200CS | 503 - Ford: 12 M | 15 M | 17 M | Maverick 6 Cil | Transit 1.0 1250cc | Transit 1000 - Mercedes Benz: 108B | 190B - Opel: Blitz 1.9 | Kapitän P | Rekord PII - Puma: Puma GT Malzoni - Volvo: 121 1958...1964 | 122 1958...1964

## MOTOR

Bosch: NN9 | 0001201009 | 0001201010 | 0001203008 | 0001203024 | 0001203025 | 0001203026 | 0001205017 | 0001304002 | 0001304012 | 0001304013 | 0001305008 | 0001352003 | 9000082001 | 9000082015

## EQUIVALENTE / Equivalent

Bosch: 1006208030 | 1006208036 | 1006209010 | 1006209011 | 1006209013 | 1006209015 | 1006209016 | 1006209123 | 1006209124 | 1006209901 | 1006209903 | 9001082014 | 9001082016 | 9001082423 | 9001082429 | F000AL1876 - Lester: 16313 | 16314 | 16320 | 16345 | 16346 - Lucas Indiel: 223138 - Volkswagen: 80415



0020

IMPULSOR DE PARTIDA DO MOTOR DE ARRANQUE  
STARTER DRIVE / IMPULSOR DE PARTIDA

FOTO / Photo pg. 151

## APLICAÇÃO / Application / Aplicación

General Motors/Chevrolet: 400 | Buick | C20 | Opala 4 e 6 cil | Silverado gasolina - Willys: Jeep 1969...1971

## MOTOR

Remy: 1107163 | 1107219 | 1107233 | 1107237 | 1107242 | 1107248 | 1107259 | 1107260 | 1107266 | 1107273 | 1107274 | 1107286 | 1107289 | 1107293 | 1107294 | 1107298 | 1107299 | 1107301 | 1107302 | 1107303 | 1107306 | 1107307 | 1107313 | 1107314 | 1107315 | 1107316 | 1107317 | 1107320 | 1107321 | 1107330 | 1107331 | 1107336 | 1107340 | 1107342 | 1107345 | 1107346 | 1107347 | 1107349 | 1107352 | 1107353 | 1107355 | 1107360 | 1107361 | 1107363 | 1107365 | 1107367 | 1107368 | 1107369 | 1107370 | 1107371 | 1107372 | 1107373 | 1107374 | 1107889

## EQUIVALENTE / Equivalent

Bosch: 1987BE0000 - Chrysler: DR1902 | DR1905 - Lester: 3503 | 3504 | 3505 | 3507 | 3508 | 3510 | 3524 | 3525 | 3533 | 3535 | 3546 | 3550 | 3551 | 3552 | 3553 | 3554 | 3557 | 3560 | 3561 | 3563 | 3564 | 3565 | 3568 | 3569 | 3571 | 3627 | 3629 | 3631 | 3633 | 3635 | 3649 | 3666 | 3674 | 3686 | 3689 | 3691 | 3696 | 3733 | 3800 | 3838 | 4038 | 4208 | 4247 | 4253 | 4263 | 4347 | 4724 | 6303 | 6311 | 6375 | 3508M | 3510M - Lucas Indiel: 223102 - Remy: D2008 | D2014 | D2020 | D2049 | 1108481 | 1875687 | 1935827 | 1935829 | 1945842 | 1947727 | 1954842 | 1954867 | 1965538 | 1965723 | 1965923 | 10456422

0024

IMPULSOR DE PARTIDA DO MOTOR DE ARRANQUE  
STARTER DRIVE / IMPULSOR DE PARTIDA

FOTO / Photo pg. 151

## APLICAÇÃO / Application / Aplicación

Case: 580/E/CK (Perkins) Perkins | Pá Carregadeira W7 com motor Perkins 6 cil | Retroescavadeira 580 Perkins 4 cil | Retroescavadeira 580CK Perkins 4cil | Retroescavadeira 580E Perkins 4 cil | Retroescavadeira 580H - CBT: Trator 1000 Perkins 4 e 6 cil | Trator 1090 Perkins 4 e 6 cil | Trator 1100 Perkins 4 e 6 cil | Trator 8240 Perkins 4236 - Chrysler: Dodge D400 Perkins 4 cil - Clark: Empilhadeira 135 | Empilhadeira 155 | Empilhadeira 50 | Empilhadeira 60 | Empilhadeira C-300 | Empilhadeira C-500 | Empilhadeira HY 40 | Empilhadeira Y110 | Pá Carregadeira Michigan 75A | Pá Carregadeira Michigan 75II | Pá Carregadeira Michigan 75III | PK4236 Pick Up - Ford: 4600 | 5600 | 6600 4 cil | F11000 Perkins 6 cil | F12000 Perkins 6 cil Diesel | F13000 Perkins 6 cil Diesel | F2000 Ford 4 cil | F4000 Ford 4 cil General Motors/Chevrolet: D20 1991... | Especial/Special com motor Perkins 6 cil | Pick Up Perkins 4 cil - Massey Ferguson: MF220 | MF235 | MF250 | MF275 | MF285 | MF290 | MF290 RA Perkins 4236 | MF296 | MF3366 | MF400 | MF50X | MF55X | MF65R | MF65X | MF85X | MF95I | MF95X 11/1971...08/1977 New Holland: 4600 motor diesel 4 cil | 4610 motor diesel 4 cil | 5600 motor diesel 4 cil | 5610 motor diesel 4 cil | 6600 motor diesel 4 cil | 6610 motor diesel 4 cil | 7610 motor diesel 4 cil - Perkins: 248 Trator CBT 8240 01/1984... | 4236 A Trator MF 275, 275/4 04/1976... | A6.358 Trator Ideal 9110 08/1989... | GM, Ford, Dodge, CBT, Case Motor 4 e 6 cil | Motor Industrial 3152, 4203, 4236 | Motor Industrial 6354.4, 6358 | Trator 283, 290/4 | Trator 290, 290/4 | Trator 292, 292 turbo | Trator 9130, 9150, 9170 | Trator MF 283 | Trator MF 296/4, 296, 400 04/1976... - Volkswagen: 6.80 com motor Perkins

## MOTOR

Bosch: 9000453001 | 9000453004 | 9000453005 | 9000453006 | 9000453009 | 9000453011 | 9000453014 | 9000453015 | 9000453016 | 9000453017 | 9000453019 | 9000453028 | 9000453032 | 9000453034 | 9000453038 | 9000453041 | 9000453042 | 9000453043 | 9000453046 | 9000453047 | 9000453049 | 9000453050 | 9000453051 | 9000453052 | 9000453054 | 9000453059 | 9000453061 - Wapsa: MPB1 | MPB2 | MPF8 | MPN2 | MALP2 | MPB11 | MPB17 | MPB18 | MPB23 | MPB31 | MPB33 | MPB49 | MPB50 | MPB59 | MPB60 | MPB63 | MPB70 | MPC69 | MPMF3 | MALMF2 | MALTf1 | MALTf2 | MPJ1074

## EQUIVALENTE / Equivalent

Bosch: 9001453333 | 9001453334 | 9001453338 - General Motors/Chevrolet: 07328970 - Lucas: TNB460 - Lucas Indiel: 222460 - Volkswagen: 04128642 | BC4N11350A - Wapsa: 2244 | 224004 | 224038 | 224043 | 2244036

0025

IMPULSOR DE PARTIDA DO MOTOR DE ARRANQUE  
STARTER DRIVE / IMPULSOR DE PARTIDA

FOTO / Photo pg. 151

## APLICAÇÃO / Application / Aplicación

Ford: F100 | F1000 | F150 - Mercedes Benz: Caminhão com motor 0321H 12/1973... | Caminhão com motor 0321H2 12/1973... | Caminhão com motor 321 12/1973... | Ônibus - Toyota: Bandeirante - Volkswagen: 81

## MOTOR

Wapsa: MPT2 | MALT1 | MPB19 | MPT2N | MALMWM3 | MALMWM4

## EQUIVALENTE / Equivalent

Bosch: 9001453391 - Lucas: TNB463 - Lucas Indiel: 222463 - Mercedes Benz: 3431517113 - Wapsa: 224010

0028

IMPULSOR DE PARTIDA DO MOTOR DE ARRANQUE  
STARTER DRIVE / IMPULSOR DE PARTIDA

FOTO / Photo pg. 151

## APLICAÇÃO / Application / Aplicación

Agrale: TX1600 MWM-D 229-3 ...12/1984 - Lamborghini: 226 | 230 | 340 | 452 | 90-2 | 90-4 | LDA 78/4 - Mercedes Benz: 180DB | 190DB | L319D | L405 | L406 | O2319D - MWM: D2253 | D2254 | D2293 - Perkins: 6.354/4 Trator CBT 8260 4x4 01/1984... - Renault: 7052 - Valmet: 10 | 11 | 110ID MWM-D 225-6 ...07/1977 | 15 | 22 | 30 | 35 | 50DA | 62ID MWM-D 225-3 ...07/1985 | 65ID MWM-D 225-3 ...07/1985 | 68 ...07/1985 | 68 Cafeeiro ...07/1985 | 68 Especial MWM-D 229-3 ...07/1985 | 85ID MWM-D 229-3 ...07/1977

## MOTOR

Bosch: 0001354016 | 0001354064 | 0001354076

## EQUIVALENTE / Equivalent

Bosch: 2006209043 | 2006209068 | 2006209183 | 2006209212 | 2006209900 | 2006209915 - Italacciai: SD061 - Lester: 16365 - Lucas: TNB044 - Lucas Indiel: 223103

0044

IMPULSOR DE PARTIDA DO MOTOR DE ARRANQUE  
STARTER DRIVE / IMPULSOR DE PARTIDA

FOTO / Photo pg. 151

## APLICAÇÃO / Application / Aplicación

Ford: Belina I | Corcel I

## MOTOR

Bosch: 0001203016 | 0001305016 | 0001308006 | 9000082005 | 9000082010

## EQUIVALENTE / Equivalent

Bosch: 1006209012 | 1006209014 | 1006209017 | 1006209125 | 1006209902 | 9001082417 - Lester: 16326 | 16332 | 16360 - Lucas: TMB484 - Lucas Indiel: 221484  
Volkswagen: 85357

0045

IMPULSOR DE PARTIDA DO MOTOR DE ARRANQUE  
STARTER DRIVE / IMPULSOR DE PARTIDA

FOTO / Photo pg. 151

## APLICAÇÃO / Application / Aplicación

General Motors/Chevrolet: C10 | C75 | Caravan 1976... | Opala 1976... | Pick Up C10 1976... | Pick Up C15 1976... - Puma: Puma GTB GM4100

## EQUIVALENTE / Equivalent

Bosch: 1987BE0122 - General Motors/Chevrolet: 01954842 - Lucas: TDB045 - Lucas Indiel: 221711 - Wapsa: 224033

0046

IMPULSOR DE PARTIDA DO MOTOR DE ARRANQUE  
STARTER DRIVE / IMPULSOR DE PARTIDA

FOTO / Photo pg. 151

## APLICAÇÃO / Application / Aplicación

General Motors/Chevrolet: Opala ...06/1978

## MOTOR

Bosch: 9000082006 | 9000082022

## EQUIVALENTE / Equivalent

Bosch: 9001082177 | 9001082419 - General Motors/Chevrolet: 07325345 - Lucas: TMB419 - Volkswagen: 9307667

0050

IMPULSOR DE PARTIDA DO MOTOR DE ARRANQUE  
STARTER DRIVE / IMPULSOR DE PARTIDA

FOTO / Photo pg. 151

## APLICAÇÃO / Application / Aplicación

Crysler: Dodge Chrysler 1962...1975 - Dodge: Coronado | GTX | Polara

## MOTOR

Autolite Prestolite: MZ4205 | MZZ4658 | MHB4011R | MHB4012R | MHB4013R - Chrysler: 1889297 | 2095122 | 2095150 | 2095254 | 3656650 - Crysler: 1889297 | 2095122 | 2095150 | 2095254 | 3656650 - Remy: 1107650 | 1107651 | 1107666 | 1107748 | 1107749

## EQUIVALENTE / Equivalent

Bosch: 1987BE0001 - Chrysler: CH1920 | CH1922 | CH1925 | CH1927 | 2095122 | 2095397 | 2444651 | 2444658 | 3755085 | 3874045 | 4094174 - Ford: 2900804  
Lester: 3250 | 3257 | 3258 - Lucas Indiel: 221903 - Remy: C2001 | D2018 | 1939444 | 1972282

0053

IMPULSOR DE PARTIDA DO MOTOR DE ARRANQUE  
STARTER DRIVE / IMPULSOR DE PARTIDA

FOTO / Photo pg. 151

## APLICAÇÃO / Application / Aplicación

Ford: Club 8 Cil 4.3L 4261cc 260cid 1963...1964 | Club 8 Cil 4.7L 4727cc 289cid 1963...1964 | Club Wagon 8 Cil 4.3L 4261cc 260cid 1963...1964 | Club Wagon 8 Cil 4.7L 4727cc 289cid 1963...1964 | Country Sedan 6 Cil 3.9L 240cid 1963...1964 | Country Sedan 6 Cil 3.9L 3933cc 240cid 1965...1970 | Country Sedan 8 Cil 4.3L 4261cc 260cid 1963...1965 | Country Sedan 8 Cil 4.7L 4727cc 289cid 1965...1967 | Country Sedan 8 Cil 5.0L 302cid 1968...1969 | Country Sedan 8 Cil 5.0L 302cid 1971...1972 | Country Sedan 8 Cil 5.0L 4949cc 302cid 1968...1972 | Country Sedan 8 Cil 5.8L 351cid 1969...1974 | Country Sedan 8 Cil 5.8L 5752cc 351cid 1969...1974 | Country Sedan 8 Cil 5.8L 5753cc 351cid 1969...1974 | Country Squire 6 Cil 3.9L 3933cc 240cid 1965...1967 | Country Squire 8 Cil 4.3L 4261cc 260cid 1963...1964 | Country Squire 8 Cil 4.7L 4727cc 289cid 1965...1967 | Country Squire 8 Cil 5.0L 302cid 1968...1972 | Country Squire 8 Cil 5.0L 4949cc 302cid 1969...1972 | Country Squire 8 Cil 5.8L 351cid 1969...1974 | Country Squire 8 Cil 5.8L 5752cc 351cid 1969...1974 | Country Squire 8 Cil 5.8L 5753cc 351cid 1969...1974 | Custom 6 Cil 3.9L 3933cc 240cid 1965...1972 | Custom 8 Cil 4.3L 4261cc 260cid 1964...1967 | Custom 8 Cil 4.7L 4727cc 289cid 1964...1967 | Custom 8 Cil 5.0L 4949cc 302cid 1968...1972 | Custom 8 Cil 5.8L 5752cc 351cid 1969...1972 | Custom 8 Cil 5.8L 5753cc 351cid 1969...1972 | Custom 500 6 Cil 3.9L 240cid 1965...1972 | Custom 500 6 Cil 3.9L 3933cc 240cid 1968...1972 | Custom 500 8 Cil 4.3L 260cid 1964 | Custom 500 8 Cil 4.7L 289cid 1964...1967 | Custom 500 8 Cil 5.0L 302cid 1968...1972 | Custom 500 8 Cil 5.0L 4949cc 302cid 1962...1972 | Custom 500 8 Cil 5.8L 351cid 1969...1974 | Custom 500 8 Cil 5.8L 351cid Windsor Eng 1977 | Custom 500 8 Cil 5.8L 5752cc 351cid 1969...1974 | Custom 500 8 Cil 5.8L 5753cc 351cid 1969...1974 | Fairlane 6 Cil 4.1L 250cid 1969...1970 | Fairlane 6 Cil 4.1L 4097cc 250cid 1969...1970 | Fairlane 6 Cil 4.1L 4098cc 250cid 1969...1970 | Fairlane 8 Cil 3.6L 221cid 1962...1963 | Fairlane 8 Cil 3.6L 3622cc 221cid 1962...1963 | Fairlane 8 Cil 4.3L 260cid 1963...1964 | Fairlane 8 Cil 4.3L 4261cc 260cid 1962...1964 | Fairlane 8 Cil 4.7L 289cid 1963...1968 | Fairlane 8 Cil 4.7L 4727cc 289cid 1963...1968 | Fairlane 8 Cil 5.0L 302cid 1968...1970 | Fairlane 8 Cil 5.0L 4949cc 302cid 1968...1970 | Fairlane 8 Cil 5.8L 351cid 1969...1970 | Fairlane 8 Cil 5.8L 5752cc 351cid 1969...1970 | Fairlane 8 Cil 5.8L 5753cc 351cid 1969...1970 | Falcon 6 Cil 3.3L 200cid 1966...1970 | Falcon 6 Cil 3.3L 3277cc 200cid 1966...1970 | Falcon 6 Cil 3.3L 3278cc 200cid 1968...1970 | Falcon 6 Cil 4.1L 250cid 1 1970 | Falcon 6 Cil 4.1L 4097cc 250cid 1970 | Falcon 6 Cil 4.1L 4098cc 250cid 1970 | Falcon 8 Cil 4.3L 260cid 1963...1964 | Falcon 8 Cil 4.3L 4261cc 260cid 1963...1964 | Falcon 8 Cil 4.7L 289cid 1964...1968 | Falcon 8 Cil 4.7L 4727cc 289cid 1964...1968 | Falcon 8 Cil 5.0L 302cid 1968...1970 | Falcon 8 Cil 5.0L 4949cc 302cid 1968...1970 | Falcon 8 Cil 5.8L 351cid 1970 | Falcon 8 Cil 5.8L 5752cc 351cid 1970 | Falcon 8 Cil 5.8L 5753cc 351cid 1970 | Ford 300 8 Cil 4.3L 4261cc 260cid 1963 | Ford 300 8 Cil 4.7L 4727cc 289cid 1963 | Galaxie 6 Cil 3.9L 3933cc 240cid 1965...1967 | Galaxie 8 Cil 4.3L 4261cc 260cid 1964 | Galaxie 8 Cil 4.7L 4727cc 289cid 1963...1967 | Galaxie 500 6 Cil 3.9L 240cid 1965...1972 | Galaxie 500 6 Cil 3.9L 3933cc 240cid 1968...1972 | Galaxie 500 8 Cil 4.3L 260cid 1964

## MOTOR

Ford: E1TF11001B | E1TZ11002A | E1TZ11002B | E1TZ11002C | E1TF11001CA

## EQUIVALENTE / Equivalent

Bosch: 1987BE0002 - Chrysler: FO1905 | FO1909 - Fems: 278963 - Ford: SD302 | C1VF11350A | C1VY11350A | C2OF11350C | C3VF11350A | C3VF11350C | C4OF11350A | C4OF11350B | C4OZ11350A | C4OZ11350B | C5JF11350A | C6FY11350A | C6VY11350A | C7AF11350A | C8VF11350B | D6PZ11350B | C6VY11350A1 | C7AF11350A1 | C8VF11350B1 | D5AF11350AA | D6PF11A108B | D6PF11A108BA - Lester: 3124 | 3131 | 3132 | 3135 | 3149 | 3152 | 3153 | 3154 | 3155 | 3157 | 3160 | 3168 | 3169 | 3176 | 3181 | 3185 | 3187 | 3188 | 3189 - Remy: F2004 | 1972287

0054

IMPULSOR DE PARTIDA DO MOTOR DE ARRANQUE  
STARTER DRIVE / IMPULSOR DE PARTIDA

FOTO / Photo pg. 151

## APLICAÇÃO / Application / Aplicación

Chrysler: Dodge D500

## MOTOR

Chrysler: 1889100 | 1889129 | 1889200 | 2095753 | 2642227

## EQUIVALENTE / Equivalent

Chrysler: CH1917 | CH1924 | 1889129 | 2444661 | 2642445 | 2642506 | 2642692 - Lester: 3248 | 3249 | 3252 - Remy: C2000 | C2002 | 1889129 | 1972281 | 1972365

0056

IMPULSOR DE PARTIDA DO MOTOR DE ARRANQUE  
STARTER DRIVE / IMPULSOR DE PARTIDA

FOTO / Photo pg. 152

## APLICAÇÃO / Application / Aplicación

Ford: F100 Gasolina 06/1975...12/1975 | F350 Gasolina 06/1975...12/1975 | F600 Gasolina 06/1975...12/1975 | Galaxie 06/1970... | Landau e LTD 06/1970...12/1975 | Pick Up 06/1970... - Hyster: Guindaste KF 06/1970... - Willys: Itamaraty 06/1970... | Jeep 06/1970... | Rural 06/1970...

## MOTOR

Bosch: 9000453055 - Wapsa: MPB3 | MPB4 | MALW3N

## EQUIVALENTE / Equivalent

Bosch: 9001453340 - Volkswagen: BD0A11350A - Wapsa: 224016

0060

IMPULSOR DE PARTIDA DO MOTOR DE ARRANQUE  
STARTER DRIVE / IMPULSOR DE PARTIDA

FOTO / Photo pg. 152

## APLICAÇÃO / Application / Aplicación

CBT: 1090 Perkins 6 cil - Fiat: 127 1.3D | 147 | Duna 60 / 70 | Fiorino | Uno - Perkins: Motor 4 e 6 cil

## MOTOR

Bosch: 9000083003 | 9000083013 | 9000083019 | 9000083040

## EQUIVALENTE / Equivalent

Bosch: 9001083441

0065

IMPULSOR DE PARTIDA DO MOTOR DE ARRANQUE  
STARTER DRIVE / IMPULSOR DE PARTIDA

FOTO / Photo pg. 152

## APLICAÇÃO / Application / Aplicación

Porsche: 190 | 924 - Puma: GT VW 1600 ...04/1981 | GTS VW 1600 ...04/1981 - Volkswagen: Brasília 1.3 e 1.6 álcool e gasolina | Fusca 1.6 (mod 94) | Gol 1.3 e 1.6 álcool e gasolina | Karmann Ghia TC 1600 | Kombi 1.5, 1.6 | Pick Up 1.5, 1.6 | Saveiro 1.6 álcool e gasolina | Sedan 1.3 e 1.6 álcool e gasolina | SP1 | SP2 | TC1600 | TL1600 | Variant I | Variant II

## MOTOR

Bosch: 0001211992 | 0001211993 | 0001314012 | 9000082009 | 9000082032 | 9000082034 | 9000082046 | 9000082047 | 9000082049 | 9000082073 | 9000082077

## EQUIVALENTE / Equivalent

Bosch: 1006209162 | 1006209431 | 2006209162 | 9001042021 | 9001082362 - Italcacciai: SD450 - Lester: 16450 - Lucas: TMB482 - Lucas Indiel: 221482  
Volkswagen: 3059113353 | 311911335A

0068

IMPULSOR DE PARTIDA DO MOTOR DE ARRANQUE  
STARTER DRIVE / IMPULSOR DE PARTIDA

FOTO / Photo pg. 152

## APLICAÇÃO / Application / Aplicación

Audi: Fox 100 1.6, 1.8, 1.9 | Fox 4000 1.6, 1.7 | Fox 50 1.3, 1.5 | Fox 80 1.3, 1.5, 1.6 - BMW: 528i | 728i - Ford: Capri 2.8 | Galaxy | Granada 2.8 | Pampa 1.6 - Opel: Ascona A | Blitz 1.9 | Manta A | Rekord D - Volkswagen: Dasher 1.5 D | Derby | Gol 1.6, 1.8, 2.0, C, CL, GL | Golf 1.1, 1.3 | Jetta 1.1, 1.3, 1.7 (USA) | Kombi | Parati 1.5 e 1.6 C, CL, GL | Passat 1.3, D1.5, 1.5, 1.6 | Pick Up 1.6 | Polo | Rabbit 1.7 | Saveiro 1.6 CL, GL | Scirocco 1.1, 1.3, 1.6, 1.7 (USA) | Voyage 1.5 e 1.6 CL, GL

## MOTOR

Bosch: 0001208053 | 0001208054 | 0001208055 | 0001211209 | 0001211210 | 0001211213 | 0001211214 | 0001211216 | 0001211217 | 0001211218 | 0001211219 | 0001211220 | 0001211230 | 0001211233 | 0001211234 | 0001211235 | 0001211236 | 0001211244 | 0001211245 | 0001211247 | 0001211248 | 0001211249 | 0001311041 | 0001311046 | 0001311049 | 0001314014 | 0001314015 | 9000082030 | 9000082045

## EQUIVALENTE / Equivalent

Bosch: 1006209400 | 1006209405 | 1006209412 | 1006209417 | 9001082750 - Italcacciai: SD454 - Lester: 16401 | 16530 | 16539 | 16621 | 16623 | 16781 - Lucas: TMB421 - Lucas Indiel: 221421 - Volkswagen: 052911335 | 056911335 | 056911335A | ZBA911335

0077

IMPULSOR DE PARTIDA DO MOTOR DE ARRANQUE  
STARTER DRIVE / IMPULSOR DE PARTIDA

FOTO / Photo pg. 152

## APLICAÇÃO / Application / Aplicación

Alfa Romeo: 2300 ...03/1977 | 2300B ...03/1977 - Chrysler: Dodge Polara 1800

## MOTOR

Bosch: 9000082013 | 9000082020 | 9000082029

## EQUIVALENTE / Equivalent

Bosch: 9001082424 | 9001082426 | 9001082498

0080

IMPULSOR DE PARTIDA DO MOTOR DE ARRANQUE  
STARTER DRIVE / IMPULSOR DE PARTIDA

FOTO / Photo pg. 152

## APLICAÇÃO / Application / Aplicación

Audi: 100 | 60 | 72 | 80 | 90 - Ford: Capri | Granada | Taunus 2.0, 2.3 - General Motors/Chevrolet: Chevette 1.4 gasolina 01/1975...07/1976 | Marajó 1.4 álcool e gasolina 02/1975...07/1976 - Mercedes Benz: 190C | 200 | 220 | 230 | 250 | 280 | 300 | L408G | O309B - Volvo: 121 | 122 | 140 | 142 | 144 | 145 | 164 | 1800 | 221 | 222

## MOTOR

Bosch: 0001207010 | 0001208001 | 0001208003 | 0001208009 | 0001208011 | 0001208023 | 0001208025 | 0001208026 | 0001208030 | 0001208033 | 0001208036 | 0001208038 | 0001208046 | 0001208047 | 0001208050 | 0001208058 | 0001208059 | 0001208061 | 0001209002 | 0001209003 | 0001209008 | 0001209012 | 0001211006 | 0001211010 | 0001211018 | 0001211991 | 0001310016 | 0001311001 | 0001311013 | 0001311019 | 0001311023 | 0001311024 | 0001311027 | 0001311028 | 0001311030 | 0001311031 | 0001311032 | 0001311034 | 0001311036 | 0001311037 | 0001311039 | 0001313001 | 9000082012 | 9000082023

## EQUIVALENTE / Equivalent

Bosch: 1006209029 | 1006209031 | 1006209034 | 1006209040 | 1006209047 | 1006209051 | 1006209052 | 1006209053 | 1006209055 | 1006209058 | 1006209066 | 1006209101 | 1006209127 | 1006209332 | 2006209165 | 2006209166 | 9001082420 - General Motors/Chevrolet: 07329691 - Italcacciai: SD305 - Lester: 16299 | 16321 | 16328 | 16331 | 16332 | 16337 | 16341 | 16360 | 16367 | 16407 | 16412 | 16440 | 16443 | 16539 | 16692 - Lucas: TMB420 - Lucas Indiel: 223176 - Volkswagen: 059911335

0082

IMPULSOR DE PARTIDA DO MOTOR DE ARRANQUE  
STARTER DRIVE / IMPULSOR DE PARTIDA

FOTO / Photo pg. 152

## APLICAÇÃO / Application / Aplicación

Ford: F1000 Georgia | F75 Georgia | Maverick Georgia 4 cil - Willys: Jeep Georgia

## EQUIVALENTE / Equivalent

Bosch: 9001082306 - Volkswagen: BD7D11350A

0085

IMPULSOR DE PARTIDA DO MOTOR DE ARRANQUE  
STARTER DRIVE / IMPULSOR DE PARTIDA

FOTO / Photo pg. 152

## APLICAÇÃO / Application / Aplicación

Agrale: TX1600 MWM - Chrysler: Dodge D14000 MWM 6 cil e partida Wapsa | Dodge D750 MWM 6 cil | Dodge D950 MWM 6 cil - Ford: Cargo 1113 | Cargo 1313 | F1000 MWM | F11000 MWM | F12000 MWM | F13000 MWM | F14000 MWM | F19000 MWM | F2000 MWM | F21000 MWM | F22000 MWM | F400 MWM | F4000 MWM | F7000 MWM - Massey Ferguson: Trator - MWM: D2293 | D2294 | D2296 - Valmet: Trator MWM 3, 4 e 6 cil - Volkswagen: VW11130 | VW13130

## MOTOR

Bosch: 9000453012 | 9000453027 | 9000453033 | 9000453062 - Wapsa: MPB9 | MPB30 | MPB42 | MPB68

## EQUIVALENTE / Equivalent

Bosch: 9001453336 - Lucas: TNB402 - Lucas Indiel: 222402 - Volkswagen: BD5T11350A | T11911335A - Wapsa: 224026

0104

IMPULSOR DE PARTIDA DO MOTOR DE ARRANQUE  
STARTER DRIVE / IMPULSOR DE PARTIDA

FOTO / Photo pg. 152

## APLICAÇÃO / Application / Aplicación

Ford: Caminhão F100 com motor 4 cil | Caminhão F75 com motor 4 cil - Willys: Jeep | Pick Up | Rural com motor 4 cil

## MOTOR

Wapsa: MWB14

## EQUIVALENTE / Equivalent

Bosch: 9001451291 - Lucas: TWB235 - Wapsa: 224035

0108

IMPULSOR DE PARTIDA DO MOTOR DE ARRANQUE  
STARTER DRIVE / IMPULSOR DE PARTIDA

FOTO / Photo pg. 152

## APLICAÇÃO / Application / Aplicación

Alfa Romeo: Alfa 6 2.0, 2.5 | Alfa 75 1.6, 1.8, 1.8 turbo, 2.5 | Alfa 90 1.8, 2.0, 2.5 | Alfesud 1.2 Super TI | Alfetta 1.6, 1.8, 2.0 | Arna 1.2 e 1.3 | F2 | Giulietta 1.3, 1.8, 2.0 | GTV2000 2.0 e 2.5 - Audi: 100 1.8, 1.9, 2.0 | 200 turbo | 200i | 80 | 80L | Quattro - BMW: 320 | 323 i | 520 | 523 i | 528 - Citroën: BX 14 | C22 | C25 | LNA II | Visa | Visa II - Fiat: Ritmo Super 85 1.5 - Ford: Belina II com motor CHT 1.6 | Capri II 2.3, 2.8 | Consul 2.3 | Corcel II 1.6 | Del Rey 1.6 | Escort 1.3, 1.6 CHT | Escort Hobby 1.6 | FT 100 | FT 125 | FT 130 | FT 150 | FT 175 | FT 190 | FT 60 | FT 75 | FT 900 | Galaxy | Granada 1.7, 2.0, 2.3, 2.6, 2.8 | Pampa 1.6 | Royale com transmissão automática e EFI | Scala 1.6 CHT | Sierra 1.6, 2.0, 2.3 | Taunus 2.0, 2.3 | Verona LX 1.6 | Versailles 1.8, 2.0 e 2.0i - General Motors/Chevrolet: Chevette 1.4 e 1.6 | Chevette Junior álcool e gasolina | Chevy 500 | Ipanema 1.8 | Kadett 1.8 | Marajó 1.4 e 1.6 | Monza - Gurgel: Carajas com motor VW AP 1.8 02/1988... - Lancia: Delta 1.5 | Gamma 2.0, 2.5 | Prisma 1.5 - Mercedes Benz: 200 | 208 | 220 | 280 | 308 | 350 | 380 | 450 | 500 - Opel: Admiral 2.8 | Ascona B, C | Blitz CF | Comodore B | Corsa 1.0, 1.2, 1.3 | Diplomat B | Kadett C, D | Manta B | Monza | Rekord | Senator - Peugeot: 104 | 504 1.6, 1.8, 2.0 (V6) | 505 1.8, 2.0 | 604 V6 | J5 Porsche: 924 - Renault: P1000 | P2000 | R14GTL-GTS | R18 | R18 turbo | R20 | R30 | Trafic - Volkswagen: Gol 1.0i | Gol 1.6 | Gol 1.8i | LT 28 | LT 31 | LT 35 | LT 40 | LT 45 | Parati GLS | Passat GTS Pointer 1.8 5cil. a álcool | Quantum 1.8 e 2.0 CL, GL, GLS | Santana 1.8 e 2.0 CL, GL, GLS | Saveiro 1.8 álcool e gasolina | Voyage GLS 1.8 álcool e gasolina - Volvo: 140 | 142 | 144 | 160 | 164 | 240 | 340 | 360 | 760 - Yanmar: Micro Trator 1030 | Micro Trator TC11 | TC11 Super (NS 11)

## MOTOR

Bosch: 0001157024 | 0001157025 | 0001157028 | 0001157029 | 0001157030 | 0001208200 | 0001208201 | 0001208202 | 0001208206 | 0001208208 | 0001208209 | 0001208211 | 0001208216 | 0001208217 | 0001208224 | 0001208225 | 0001208226 | 0001208227 | 0001208228 | 0001208233 | 0001208400 | 0001208405 | 0001211207 | 0001211215 | 0001211229 | 0001211242 | 0001311101 | 0001311103 | 0001311104 | 0001311105 | 0001311106 | 0001311107 | 0001311108 | 0001311109 | 0001311110 | 0001311112 | 0001311114 | 0001311117 | 0001311118 | 0001311120 | 0001311121 | 0001311122 | 0001311124 | 0001311125 | 0001311126 | 0001311127 | 0001311131 | 0001311132 | 0001311136 | 0001311137 | 0001311139 | 0001311140 | 0001311141 | 0001311143 | 0001311145 | 0001311147 | 0001314018 | 9000062014 | 9000082024 | 9000082025 | 9000082033 | 9000082035 | 9000082036 | 9000082041 | 9000082042 | 9000082043 | 9000082048 | 9000082050 | 9000082051 | 9000082054 | 9000082055 | 9000082058 | 9000082059 | 9000082063 | 9000082064 | 9000082065 | 9000082067 | 9000082069 | 9000082071 | 9000082074 | 9000082075 | 9000082076 | 9000082078 | 9000141116 | 9000142001 | 9000142002 | 9000142003 | 9000142102 | 9000333105 | 9000334102

## EQUIVALENTE / Equivalent

Bosch: 1006209404 | 1006209410 | 1006209414 | 1006209416 | 1006209427 | 1006209447 | 1006209462 | 1006209463 | 1006209471 | 9001066236 | 9001082340 | 9001082618 | 9001082660 | 9001082686 | 9001082748 | 9001336324 | F000AL1002 - Fiat: 9936602 | 9937705 | 82327386 - General Motors/Chevrolet: 09307667  
Italacciai: SD436 - Lester: 16299 | 16353 | 16367 | 16401 | 16412 | 16417 | 16418 | 16443 | 16462 | 16531 | 16534 | 16538 | 16539 | 16550 | 16557 | 16593 | 16619 | 16621 | 16683 | 16684 | 16689 | 16722 | 16781 | 17031 | 17061 | 17122 - Lucas: TMB448 | TMB480 - Lucas Indiel: 221480 - Volkswagen: 059911335B | ZBC911335 | 78MU11350A

0111

IMPULSOR DE PARTIDA DO MOTOR DE ARRANQUE  
STARTER DRIVE / IMPULSOR DE PARTIDA

FOTO / Photo pg. 152

## APLICAÇÃO / Application / Aplicación

Fiat: 147 | Argenta 2.0 | Duna 60 | Duna 70 | Elba 1.3 e 1.5, CS/S | Fiorino 1.1 | Panorama | Prêmio 1.2, 1.3, 1.5 | Prêmio CS | Prêmio CSL | Prêmio S | Regata 70 | Regata 75 | Regata 85 | Regata 90 IE | Ritmo 75 | Spazio | Spazio | Super 85 | Tempra 16V | Tempra 2.0 MPI 16V | Tempra 2.0 SPI 8V | Tempra 2.0 Turbo | Tipo 1.6i.e | Uno 1.4i e 1.6i (argentina) | Uno 1.5 | Uno 1.6 | Uno 75 IE | Uno CS | Uno Mille | Uno R | Uno S | Uno SX - Lada: 2104 | Laika 1.5 e 1.6 | Niva 1.5 e 1.6 02/1993... - Lancia: Beta 1.3, 1.4, 1.6, 1.8, 2.0 | Delta 1.5, 1.6 | Prisma 1.5, 1.6 | Trevi 1.6, 2.0 - Seat: 131 1.6 | 132 1.6 e 1.8 - Volvo: Penta

## MOTOR

Bosch: 0001208218 | 0001208408 | 0001211246 | 0001311116 | 0001311119 | 0001311123 | 0001311129 | 0001311130 | 0001311133 | 9000082021 | 9000082039 | 9000082040 | 9000082053 | 9000082061 | 9000082066 | 9000082070 | 9000082079 | 9000082080 | 9000082083 | 9000082085 | 9000142100 - Fiat: 4470377 | 7501995

0111

IMPULSOR DE PARTIDA DO MOTOR DE ARRANQUE  
STARTER DRIVE / IMPULSOR DE PARTIDA

FOTO / Photo pg. 152

## EQUIVALENTE / Equivalent

Bosch: 1006209425 | 9001082324 | 9001082749 | F000AL1871 - Fiat: 7073094 | 9932923 - General Motors/Chevrolet: 07073094 - Italaccai: SD186 - Lester: 16257 | 16953 - Lucas: TMB483 - Lucas Indiel: 221483

0115

IMPULSOR DE PARTIDA DO MOTOR DE ARRANQUE  
STARTER DRIVE / IMPULSOR DE PARTIDA

FOTO / Photo pg. 152

## APLICAÇÃO / Application / Aplicación

Ford: Maverick 4 cil | Pick Up - Willys: Pick Up | Rural | Utilitário Jeep

## MOTOR

Bosch: 9000082017

## EQUIVALENTE / Equivalent

Bosch: 9001082425 - Lucas Indiel: 221493

0118

IMPULSOR DE PARTIDA DO MOTOR DE ARRANQUE  
STARTER DRIVE / IMPULSOR DE PARTIDA

FOTO / Photo pg. 152

## APLICAÇÃO / Application / Aplicación

Case: Retroescavadeira 580H - CBT: Trator 8240 | Trator 8260 4x4 com motor Perkins - Chrysler: Caminhão Dodge D300 com motor Perkins 09/1977...  
General Motors/Chevrolet: 4006MT | 8000MT | D40 | D6000 com motor Maxion 03/1992... | Pick Up D20 com motor Maxion - John Deere: MD630 | MND730  
Kawasaki: F1300DT | F1400DT | F1500DT | F1600DT | F1800DT | F1902DT | F2105D - Komatsu: P160 | P170 | P170T | P190 | P200 | P260 | P270 |  
Retroescavadeira PC150 mod. 5, (Hidráulica) - Massey Ferguson: Colheitadeira MF3640 PER-A 6358 | Colheitadeira MF5650 turbo PER-AT 6354-4 | Colheitadeira MF102  
| Colheitadeira MF1630 | Colheitadeira MF1630 PER-A 4248 | Colheitadeira MF210S | Colheitadeira MF220 | Colheitadeira MF310 | Colheitadeira MF3640 | Colheitadeira  
MF5650 | Colheitadeira MF5650 PER-A 6354-4 | Pick Up | Trator Maxion 9150 | Trator Maxion 9110 | Trator Maxion 9130 | Trator Maxion 9170 | Trator MF265 | Trator  
MF270 | Trator MF275 | Trator MF275/4 | Trator MF285 | Trator MF290 | Trator MF292 | Trator MF295 | Trator MF295/4 | Trator MF296 | Trator MF296/4 | Trator  
MF400 | Trator MF50X | Trator MF55X | Trator MF65R | Trator MF65X | Trator MF85X | Trator MF86 | Trator MF95 | Trator MF95i - Mercedes Benz: Ônibus O917  
01/1988... | Ônibus OF 1113 01/1988... | Ônibus OH1113 01/1988... - Perkins: Maxion S4T GM - D20 03/1992... | Maxion 1006.6T Trator Ideal 9075 09/1994... | Maxion  
1006.6T Trator Ideal 9090 09/1994... | Maxion S4T GM - D6000 03/1992... | Motor Industrial 4203 | Motor Industrial 4236 | Motor Industrial 63544 | Motor Industrial 6358 |  
Motor Industrial 3152 | Motor Industrial 4203 | Motor Industrial 4236 | Motor Industrial 6358 | Perkins 248 Trator CBT 8240 01/1984... | Perkins 4236 A | Perkins 6.354/4  
Trator CBT 8260 4x4 01/1984... | Perkins A6.358 08/1989... | Trator 296 04/1976... | Trator 400 04/1976... | Trator Ideal 9110 08/1989... | Trator Ideal 9130 08/1989... | Trator  
Ideal 9150 08/1989... | Trator Ideal 9170 08/1989... | Trator MF 290/4 04/1976... | Trator MF 292 04/1976... | Trator MF 275 04/1976... | Trator MF 275/4 04/1976... | Trator  
MF 283 | Trator MF 283 04/1976... | Trator MF 290 04/1976... | Trator MF 292 turbo 04/1976... | Trator MF 296/4 04/1976... - Volvo: 406 | 407 | F82 | F83S - Yanmar:  
Motor Estacionário BT22 | Motor Estacionário BT33 | Motor Estacionário BTD22 | Motor Estacionário BTD33 | Trator 1050D | Trator 1050D 4x4

## MOTOR

Bosch: 0001359008 | 0001359064 | 0001359067 | 0001360050 | 0001365005 | 9000083035 | 9000083038 | 9000083041 | 9000083042 | 9000083051 | 9000083055 |  
9000083058 | 9000083059 | 9000083062 | 9000453073 | 9000453086 | F000ALO700

## EQUIVALENTE / Equivalent

Bosch: 2006209394 | 2006209405 | 2006209435 | 9002453038 | 9002453074 | 9002453082 - Italaccai: SD312 - Lester: 18122 | 18259 - Lucas: TNB439  
Lucas Indiel: 222439

0119

IMPULSOR DE PARTIDA DO MOTOR DE ARRANQUE  
STARTER DRIVE / IMPULSOR DE PARTIDA

FOTO / Photo pg. 152

## APLICAÇÃO / Application / Aplicación

Lancia: Flavia | Fulvia - Volkswagen: Transporter 1.2

## MOTOR

Bosch: 0001207001 | 0001207002 | 0001208006 | 0001208017 | 0001310007

## EQUIVALENTE / Equivalent

Bosch: 1006209059 | 1006209060 | 1006209067 | 1006209117 | 1006209119 | 1006209320 | 1006209321 | 1006209322 | 1006209323 | 1006209324 | 1006209325 |  
1006209329 - Italaccai: SD456 - Lester: 16318 | 16319 | 16327 | 16329 | 16355 | 16396 - Volkswagen: 113911335A | 113911335B

0120

IMPULSOR DE PARTIDA DO MOTOR DE ARRANQUE  
STARTER DRIVE / IMPULSOR DE PARTIDA

FOTO / Photo pg. 152

## APLICAÇÃO / Application / Aplicación

Fiat: 1100TD | 124 | 124 Special | 127 0.9, 1.05, 1.3 | 128 | 131 1.3 | 141 | 238 | 241T | Panda 45 4X4 | Regata 1.1, 1.3 | Regata 70 | Ritmo 60 | Ritmo 65 | Ritmo  
75 | Ritmo 85 | Ritmo Super | Uno 0.9, 1.1 e 1.3 | X1/9 - Lancia: Delta 1.3 | Prisma 1.3 - Seat: 1200 Sport 1430 cc | 124 | 124D | 124D Special | 127 | 127 Fura |  
128.3P | 131 | 131L | 138 | Ritmo

0120

IMPULSOR DE PARTIDA DO MOTOR DE ARRANQUE  
STARTER DRIVE / IMPULSOR DE PARTIDA

FOTO / Photo pg. 152

## MOTOR

Femsa: MTS121 | MTS1222 | MTS1223 | MTS1229 | MTS1234 | MTS1239 | MTS1242 | MTS1247 | MTS1248 | MTS12P2 | MTS12P19 | MTS12P20 | MTS12P29 | MTS12V13 | MTS12V25 - Fiat: 4142222 | 4142223 | 4143828 | 4152196 | 4181961 | 4198226 | 4198227 | 4198600 | 4198601 | 4204698 | 4204699 | 4229113 | 4229114 | 4474805 | 4474917 - Italacciai: MTS1201 - Magneti Marelli: 63220700 | 63220701 | 63220702 | 63220705 | 63220706 | 63220720 | 63220721 | 63220723 | 63220724 | 63220731 | 63220740 | 63220741 | 63220743 | 63220744 | 63220746 | 63220800 | 63220833 | 63220834 | 63220836 | 63220900 | 63220932 | 63220940 | 63221300

## EQUIVALENTE / Equivalent

Bosch: 9001336222 - Femsa: 03550 | 170613 | 1706114 - Fiat: 4130651 | 4142235 | 4145751 | 4202988 | 4249166 | 9936036 | 9941892 - Garef: 58350001 | 58350002  
Italacciai: SD107 - Lester: 16465 | 16521 | 16593 | 16700 - Lucas Indiel: 227632

0126

IMPULSOR DE PARTIDA DO MOTOR DE ARRANQUE  
STARTER DRIVE / IMPULSOR DE PARTIDA

FOTO / Photo pg. 152

## APLICAÇÃO / Application / Aplicación

Ford: Galaxie | Landau | LTD | Maverick com motor 302 CID 8 cil 1976...

## MOTOR

Wapsa: MPB35

## EQUIVALENTE / Equivalent

Wapsa: 224039

0131

IMPULSOR DE PARTIDA DO MOTOR DE ARRANQUE  
STARTER DRIVE / IMPULSOR DE PARTIDA

FOTO / Photo pg. 153

## APLICAÇÃO / Application / Aplicación

Volkswagen: Sedan 1200 | Sedan 1300 | Sedan 1500 | Sedan 1600 | Transporter 1.5, 1.6

## MOTOR

Bosch: 0001160003 | 0001160013 | 0001207016 | 0001207018 | 0001207019 | 0001211012

## EQUIVALENTE / Equivalent

Bosch: 1006209061 | 1006209102 | 1006209104 | 1006209161 | 1006209339 | 2006209160 | 2006209161 | 2006209311 - Italacciai: SD457 - Lester: 16396 | 16450  
Lucas Indiel: 223317 - Volkswagen: 113911335C

0135

IMPULSOR DE PARTIDA DO MOTOR DE ARRANQUE  
STARTER DRIVE / IMPULSOR DE PARTIDA

FOTO / Photo pg. 153

## APLICAÇÃO / Application / Aplicación

American: Ambassador V8 4.8L 290cid 1968...1969 | Ambassador V8 5.0L 304cid 1970...1974 | Ambassador V8 5.0L 4982cc 304cid 1970...1974 | Ambassador V8 5.0L 4983cc 304cid 1970...1974 | Ambassador V8 5.6L 343cid 1967...1969 | Ambassador V8 5.6L 5585cc 343cid 1967...1969 | Ambassador V8 5.9L 360cid 1970...1974 | Ambassador V8 5.9L 5899cc 360cid 1970...1974 | Ambassador V8 5.9L 5900cc 360cid 1970...1974 | Ambassador V8 6.4L 390cid 1968...1970 | Ambassador V8 6.4L 6391cc 390cid 1968...1970 | Ambassador V8 6.6L 401cid 1971...1974 | Ambassador V8 6.6L 6571cc 401cid 1971...1974 | Ambassador V8 6.6L 6572cc 401cid 1971...1974 | American | AMX 8 cil 5.0L 304cid 1972...1974 | AMX 8 cil 5.0L 4982cc 304cid 1972...1974 | AMX 8 cil 5.0L 4983cc 304cid 1972...1974 | AMX 8 cil 5.9L 5899cc 360cid 1971...1974 | AMX 8 cil 5.9L 5900cc 360cid 1971...1974 | AMX 8 cil 6.6L 6571cc 401cid 1971...1974 | AMX 8 cil 6.6L 6572cc 401cid 1971...1974 | AMX V8 4.8L 290cid 1968...1969 | AMX V8 5.6L 343cid 1968...1969 | AMX V8 5.6L 5585cc 343cid 1968...1969 | AMX V8 5.9L 360cid 1970 | AMX V8 5.9L 5899cc 360cid 1970 | AMX V8 5.9L 5900cc 360cid 1970 | AMX V8 6.4L 390cid 1968...1970 | AMX V8 6.4L 6391cc 390cid 1968...1970 | Gremlin L6 3.8L 232cid 1973...1976 | Gremlin L6 3.8L 3802cc 232cid 1973...1974 | Gremlin L6 4.2L 258cid 1973...1976 | Gremlin L6 4.2L 4228cc 258cid 1973...1974 | Gremlin L6 4.2L 4229cc 258cid 1973...1974 | Gremlin V8 5.0L 304cid 1972...1976 | Gremlin V8 5.0L 4982cc 304cid 1972...1974 | Gremlin V8 5.0L 4983cc 304cid 1972...1974 | Hornet L6 3.8L 232cid 1973...1976 | Hornet L6 3.8L 3802cc 232cid 1973...1974 | Hornet L6 4.2L 258cid 1973...1976  
Jeep Truck: Cherokee L6 4.2L 258cid 1974...1976 | Cherokee L6 4.2L 4228cc 258cid 1974 | Cherokee L6 4.2L 4229cc 258cid 1974 | Cherokee V8 5.9L 360cid 1974...1976

## MOTOR

Autolite Prestolite: C5AF1A | C5AF/1A - Ford: C6FF11001 | C6FF11001A | C9FF11001B | D0FF11001B | D0FF11001C

## EQUIVALENTE / Equivalent

Bosch: 1987BE0004 - Chrysler: FO1912 | LM1901 | PL1991 - Ford: C6FF11350B | C9FF11350A | D6FF11350AA | D6FF11350BA - Lester: 3207 | 3208 | 3209 | 3211 | 3212 - Remy: 1838065 | 1938065

0139

IMPULSOR DE PARTIDA DO MOTOR DE ARRANQUE  
STARTER DRIVE / IMPULSOR DE PARTIDA

FOTO / Photo pg. 153

## APLICAÇÃO / Application / Aplicación

Mercedes Benz: 200 | 220 | 230 | 250 | 280

## MOTOR

Bosch: 0001313004

## EQUIVALENTE / Equivalent

Bosch: 1006209080 | 1006209439 | 9001043178 - Italacciai: SD309 - Lester: 16299 | 16543

0140

IMPULSOR DE PARTIDA DO MOTOR DE ARRANQUE  
STARTER DRIVE / IMPULSOR DE PARTIDA

FOTO / Photo pg. 153

## APLICAÇÃO / Application / Aplicación

Daihatsu: Charmant | Delta - Toyota: Carina 1.4, 1.6, 2.0 | Celica 1.4, 1.6, 2.0, 2.2, 2.3 | Corolla | Corona 1.4, 1.6, 1.8, 1.9, 2.0, 2.2, 2.3, 2.6 | Crown | Dyna | FJ 60 | Hi Ace | Hilux | Mark2 | Sprinter 1.6

## MOTOR

Nippondenso: 280002250 | 280002260 | 280002364 | 280002660 | 280002681 | 280003051 | 280003710 | 280004330 | 280006100 | 280006103 | 280006422 | 280006494 | 280006800 | 280006810 | 280006813 | 280006823 | 280007093 | 280007132 | 280007332 | 280007460 | 280007461 | 280007470 | 280007520 | 280007521 | 280007780 | 280007981 | 280009010 | 280009020 | 280009570 | 280009680 | 280009960 | 1280001610 | 1280002050 | 1280008130 - Toyota: 2810034070 | 2810040061 | 2810042021 | 2810044041 | 2810060042

## EQUIVALENTE / Equivalent

Bosch: 1987BE0023 - Lester: 16215 | 16222 | 16224 | 16230 | 16238 | 16261 | 16766 | 16832 | 16843 | 17354 - Lucas Indiel: 223199 - Nippondenso: 0283000660 | 0283000901 | 0283000911 | 0283001951 | 0283003350 - Toyota: 2801115010 | 2801141020 | 2801141021 | 2801160040 | 2801160041

0141

IMPULSOR DE PARTIDA DO MOTOR DE ARRANQUE  
STARTER DRIVE / IMPULSOR DE PARTIDA

FOTO / Photo pg. 153

## APLICAÇÃO / Application / Aplicación

General Motors/Chevrolet: Chevy Lux - Isuzu: KB20 - Nissan: 1200 | 120Y | 1300 | 140Y | 160Y | Bluebird | Cedric | Cherry | Laurel | Skyline | Violet

## MOTOR

General Motors/Chevrolet: 94021044 | 94022494 | 94024438 - Hitachi: S11423 | S11471 | S11472 | S11487 | S11488 | S11491 | S11492 | S14455 | S114100 | S114103 | S114108 | S114118 | S114121 | S114122 | S114131 | S114133 | S114134 | S114136 | S114143 | S114150 | S114156 | S114192 | S11423K | S11487L | S11487M | S11487P | S11491K | S11492K | S144192 | S114103K | S114103L | S114103M | S114103N | S114103P | S114108L | S114121N | S114122N - Isuzu: 8821001260 | 8942010201 | 9821001260 | 9821006060 | 9821006350 - Nissan: 2330008700 | 2330009500 | 2330009600 | 2330009602 | 2330010600 | 2330010601 | 2330010605 | 2330010615 | 2330015800 | 2330015805 | 2330018000 | 2330018005 | 2330018015 | 2330021000 | 2330021005 | 2330021006 | 2330021007 | 2330021008 | 2330021009 | 2330021017 | 2330026900 | 2330026901 | 2330043300 | 2330043305 | 2330043405 | 2330048300 | 2330048301 | 2330078505 | 2330079400 | 23300E3000 | 23300E3001 | 23300E3100 | 23300E3101 | 23300H0100 | 23300H0101 | 23300H3900 | 2330221008 | 4330078505 | 23300099600

## EQUIVALENTE / Equivalent

General Motors/Chevrolet: 94021427 - Hitachi: 2114N1550 | 2114N1560 | 2114N4550 - Isuzu: 8821213620 | 8921233010 | 9811233010 | 9821233010 - Lester: 16190 | 16201 | 16203 | 16205 | 16207 | 16209 | 16211 | 16246 | 16270 | 16805 - Nissan: 233120990 | 2331210600 | 2331210605 | 2331221000 | 2331221005 | 2331243601 | 23312E3000 | 23312E3300 | 23312E6000 | 23312N0900

0144

IMPULSOR DE PARTIDA DO MOTOR DE ARRANQUE  
STARTER DRIVE / IMPULSOR DE PARTIDA

FOTO / Photo pg. 153

## APLICAÇÃO / Application / Aplicación

Ford: Laser - Mazda: Capella | Família | Luce | Pick Up 1000 1.2 | Proceed - Mitsubishi: Celeste 1.6 com motor 4G5 | Colt 1.2 com motor 4G5 | Colt Galant 1.8, 2.0 com motor 4G5 | Galant 1.6 com motor 4G5 | Lancer Galant 4G5 | Trator - Nissan: 260 | 280 | Caball | E60 | ZX 300

## MOTOR

Mazda: 22218400 | 32418400 | 022218400A | 032418400A | 042618400A | 042618400B | 489418400B | 489418400C | 489418400D - Mitsubishi: MEWR | MQJR | ME031 | ME041 | MQJ1R | MQJ2R | MQJ6R | MCA020 | ME10WR | MEA010 | MEA011 | MEA030 | MEA031 | MEA040 | MEA041 | MEA061 | MEA071 | MEA121 | MEC012 | MED030 | MED031 | MED032 | MED034 | MED041 | MED042 | MED074 | ME10AZR | ME12AZR | M2T10171 | M2T10271 | M2T15772 | M3T10071 | M3T10072 | M3T10171 | M3T10271 | M3T10272 | M3T10371 | M3T10372 | M3T10572 | M3T10672 | M3T11172 | M3T11173 | M3T11174 | M3T11272 | M3T11372 | M3T11373 | M3T11772 | M3T12372 | M3T12572 | M3T12672 | M3T13071 | M3T13072 | M3T15072 | M3T15073 | M3T15074 | M3T15075 | M3T15171 | M3T15271 | M3T15372 | M3T15675 | M3T15772 | M3T15872 | M3T15972 | M3T19171 | M3T19271 | M3T19471 | M4T14674 | M4T14372 | M4T14572 | M4T14672 | M4T14673 | M4T14674 | M4T14771 | M4T14872 | M4T141672 | MD001550 | MD001552 | MD001553 | MD003550 | MD003551 | MD011550 | MD011553 | MD021665 | MD021666 | MD021670 | MD021672 | MD021676 | MD021679 | MD021686 | MED10AZR | M3T11173Q - Nissan: 2330078511

## EQUIVALENTE / Equivalent

Facet: 10127 - Lester: 16210 | 16500 | 16519 | 16520 | 16522 | 16524 | 16571 | 16588 | 16720 | 16742 | 18097 - Lucas Indiel: 223201 - Mazda: 022224722 | 175723709 - Mitsubishi: K300 | K320 | MD02052 | MD600679 | MD602052 | MD602678 | MD602679 | MD6020599 | M191T30171 | M191T30971 | M191T30972 | M191T30973 | M191T33071 | M191T602052 | M191T602059 - Nissan: 23312E3010 - Ww: 10127

0158

IMPULSOR DE PARTIDA DO MOTOR DE ARRANQUE  
STARTER DRIVE / IMPULSOR DE PARTIDA

FOTO / Photo pg. 153

## APLICAÇÃO / Application / Aplicación

Peugeot: 404 | 504 | 505

## MOTOR

Lucas Indiel: 583514243

## EQUIVALENTE / Equivalent

Bosch: 1987BE0025 - Lucas Indiel: 227327 | 58351424



0160

IMPULSOR DE PARTIDA DO MOTOR DE ARRANQUE  
STARTER DRIVE / IMPULSOR DE PARTIDA

FOTO / Photo pg. 153

## APLICAÇÃO / Application / Aplicación

Ford: F100 1977... | Fairlane 77 | Falcon - Peugeot: Peugeot com motor indenor XD4. 88

## MOTOR

Lucas Indiel: 35255556 | 35255999

## EQUIVALENTE / Equivalent

Bosch: 1987BE0026 - Lucas Indiel: 227331 | 35257331 | 4A504187

0161

IMPULSOR DE PARTIDA DO MOTOR DE ARRANQUE  
STARTER DRIVE / IMPULSOR DE PARTIDA

FOTO / Photo pg. 153

## APLICAÇÃO / Application / Aplicación

Ford: Falcon 1963...1977 - General Motors/Chevrolet: Pick Up 400 | Pick Up C10 1963...1978 - Opel: K 180

## EQUIVALENTE / Equivalent

Bosch: 1987BE0027 - Lucas Indiel: 227332 | 4A54440 | 35257332

0162

IMPULSOR DE PARTIDA DO MOTOR DE ARRANQUE  
STARTER DRIVE / IMPULSOR DE PARTIDA

FOTO / Photo pg. 153

## APLICAÇÃO / Application / Aplicación

Ford: F100 | F1000 gasolina 6 cil 1995 | F150 | F250 | F350 | F400 | F600 | Fairlane | Falcon | Ranchero

## MOTOR

Lucas Indiel: 35258000

## EQUIVALENTE / Equivalent

Bosch: 1987BE0028 - Lucas Indiel: 228131 | 35257090 | 35257340 | 35258131

0183

IMPULSOR DE PARTIDA DO MOTOR DE ARRANQUE  
STARTER DRIVE / IMPULSOR DE PARTIDA

FOTO / Photo pg. 153

## APLICAÇÃO / Application / Aplicación

Fiat: 128 com motor 1100 e 1300 - Renault: 4, 6 e 12 com motor 1100

## MOTOR

Ducellier: 6128A | 6144A

## EQUIVALENTE / Equivalent

Bosch: 1987BE0005 - Ducellier: 079692 - Lester: 16466 - Lucas Indiel: 227326 | 1018679

0184

IMPULSOR DE PARTIDA DO MOTOR DE ARRANQUE  
STARTER DRIVE / IMPULSOR DE PARTIDA

FOTO / Photo pg. 153

## APLICAÇÃO / Application / Aplicación

Daihatsu: Charmant 1.3, 1.4, 1.6 | Delta - Toyota: Carina 1.4, 1.6 | Celica 1.4, 1.6 | Copain 1.0 | Corolla 1.2, 1.3, 1.4, 1.6 | Corona 1.4, 1.6 | Lite Ace | Pick Up | Sprinter | Starlet 1.0, 1.2

## MOTOR

Ford: SAE674A | D27Z11002A | D2TZ11002A | D37Z11002A | D2TZ110002A - Italacciai: 28002150 - Mazda: 57818400 - Mitsubishi: MD011550 - Nippondenso: 280000430 | 280001730 | 280001940 | 280001970 | 280001971 | 280001972 | 280001973 | 280002140 | 280002141 | 280002150 | 280002151 | 280002240 | 280002241 | 280002660 | 280002661 | 280002890 | 280002930 | 280002931 | 280002932 | 280002933 | 280003000 | 280003240 | 280003241 | 280003320 | 280003330 | 280003331 | 280003332 | 280003500 | 280003800 | 280003830 | 280003841 | 280003900 | 280003901 | 280004030 | 280004031 | 280004032 | 280004040 | 280004041 | 280004042 | 280004050 | 280004090 | 280004180 | 280004500 | 280004520 | 280004530 | 280004600 | 280004601 | 280004630 | 280004650 | 280004660 | 280004680 | 280004690 | 280004691 | 280004700 | 280004710 | 280005070 | 280005071 | 280005280 | 280006220 | 280006790 | 280009690 - Suzuki: 3110063210 - Toyota: 281002470 | 2810010012 | 2810010013 | 2810012030 | 2810012040 | 2810015050 | 2810015140 | 2810021030 | 2810022010 | 2810022011 | 2810022012 | 2810022020 | 2810022021 | 2810022022 | 2810023010 | 2810023012 | 2810024012 | 2810024020 | 2810024022 | 2810024030 | 2810024031 | 2810024060 | 2810024061 | 2810024070 | 2810024080 | 2810024090 | 2810024100 | 2810024680 | 2810025010 | 2810025011 | 2810025012 | 2810026020 | 2810026021 | 2810026022 | 2810032021 | 2810040040 | 2810040050 | 2810041010 | 2810041011 | 2810060010 | 2810087104 | 28100240012 | 28100240060

## EQUIVALENTE / Equivalent

Ford: SDE198 | D27Z11350A | D37Z11350A - Italacciai: SD152 - Lester: 16215 | 16218 | 16230 | 16242 | 16245 | 16260 | 16261 | 16633 | 16637 | 16646 - Lucas Indiel: 223464 - Mazda: 029024830 - Mitsubishi: MD604047 | MD604048 | MD604080 - Nippondenso: 0283000851 | 0283001020 | 0283001540 | 0283001542 - Suzuki: 3132063210 - Toyota: 2801122010 | 2801122020 | 2801122022 | 2801123020 | 2801124020 | 2801124060 | 2801124080 | 2801126020 | 2801133033 | 2801140041 | 2801146010 | 2801187102 - Ww: 10121 | 10501 | 10504

0189

IMPULSOR DE PARTIDA DO MOTOR DE ARRANQUE  
STARTER DRIVE / IMPULSOR DE PARTIDA

FOTO / Photo pg. 153

## APLICAÇÃO / Application / Aplicación

Alfa Romeo: Especial/Special - Citroën: Especial/Special - Peugeot: Especial/Special - Renault: Especial/Special

## MOTOR

Ducellier: 6189 | 6190 | 6212 | 6216 | 6220 | 6226 | 6237 | 6238 | 6242 | 6246 | 6247 | 6222A | 6226A | 6240A | 6242A | 532005 | 532007 | 532020 | 532026 | 533000 | 533002 | 533003 | 533004 | 534003 | 534004 | 534005 | 534007 | 6190AB | 6212AB | 6220AB | 6237AB | 6238AB | 6246AB | 6247AB | 532005A | 532007A | 533000A | 533002A | 534002A | 534003A | 583008A | 618090B | 618565A | 618795A | 6216ABC | 534004AB | 534005AB | 618078AB | 618358AB | 618482AB | 618484AB | 618077DEF | 618091ABC | 6189ABCDEF - Italacciai: 006237A - Paris Rhone: D8E83 | D8RA114

## EQUIVALENTE / Equivalent

Bendix: 299033 | 299955 | 310629 | 313910 | 324565 | 325228 - Ducellier: 605028 | 605055 | 612355 - Fiat: 9937711 - Italacciai: SD117 - Lester: 16462 | 16484  
Lucas: TMB211 - Lucas Indiel: 223467 - Paris Rhone: 078862 | 092079 | 093297 | 096118 - Valeo: NE180 | NE319 | 612355

0191

IMPULSOR DE PARTIDA DO MOTOR DE ARRANQUE  
STARTER DRIVE / IMPULSOR DE PARTIDA

FOTO / Photo pg. 153

## APLICAÇÃO / Application / Aplicación

Volkswagen: Karmann Ghia 1968...1972 | Kombi 1.2, 1.3, 1.5 1968...1972 | Pick Up 1.2, 1.3, 1.5 1968...1972 | Sedan 1.2, 1.3, 1.5 1968...1972 | SP1 1968...1972 | SP2 1968...1972 | TC1600 1968...1972 | TL1600 1968...1972 | Variant 1968...1972

## MOTOR

Bosch: 9000082003

## EQUIVALENTE / Equivalent

Bosch: 9001082128 | 9001082422 - Lucas: TMB486 - Lucas Indiel: 221486

0192

IMPULSOR DE PARTIDA DO MOTOR DE ARRANQUE  
STARTER DRIVE / IMPULSOR DE PARTIDA

FOTO / Photo pg. 153

## APLICAÇÃO / Application / Aplicación

Volkswagen: Brasília 1968...04/1981 | Karmann Ghia 1968... | Kombi 1.2, 1.3, 1.5 1968...04/1981 | Pick Up 1.2, 1.3, 1.5 1968...04/1981 | Sedan 1.2, 1.3, 1.5 1968...04/1981 | SP1 1968... | SP2 1968... | SP2 1968...04/1981 | TC1600 1968... | TL1600 1968... | Variant 1968...

## MOTOR

Wapsa: MWV12 | MWV12F

## EQUIVALENTE / Equivalent

Bosch: 1987BE0123 | 9001451292 - Lucas: TMB487 - Lucas Indiel: 221487 - Volkswagen: 1119113354 - Wapsa: 224012

0205

IMPULSOR DE PARTIDA DO MOTOR DE ARRANQUE  
STARTER DRIVE / IMPULSOR DE PARTIDA

FOTO / Photo pg. 153

## APLICAÇÃO / Application / Aplicación

Ford: Falcon | Mustang II L4 2.0L 1989cc 122cid 1974 | Mustang II L4 2.0L 1993cc 122cid 1974 | Mustang II L4 2.3L 140cid 1974...1977 | Mustang II L4 2.3L 2295cc 140cid 1974 | Mustang II L4 2.3L 2302cc 140cid 1974 | Pinto L4 1.6L 1598cc 98cid 1971...1973 | Pinto L4 1.6L 1599cc 98cid 1971...1973 | Pinto L4 2.0L 1989cc 122cid 1971...1974 | Pinto L4 2.0L 1993cc 122cid 1971...1974 | Pinto L4 2.3L 140cid 1974...1977 | Pinto L4 2.3L 2295cc 140cid 1974 | Pinto L4 2.3L 2302cc 140cid 1974 - Mercury: Bobcat L4 2.3L 140cid 1975...1977 - Versatile: 330 1970...1978

## MOTOR

Ford: C4DZ11001A | C4DZ11001B | D0DF11001A | D1FF11001A | D1FF11001AA

## EQUIVALENTE / Equivalent

Chrysler: FO1903 | FO1910 - Ford: C2DF11350C | C4DF11350A | C4DZ11350A | C4DZ11350B | C4ZZ11350B | C8DF11350B | C8DF11350G | C8OF11350A | D1RY11350B | D1RY11350C | D2RY11350B | D4RY11350A | D6PZ11350A | D6EF11350AA | D6EF11350BA | D6GF11350AA | D6GF11350BA - Lester: 3148 - Remy: F2003 | 1972286

0213

IMPULSOR DE PARTIDA DO MOTOR DE ARRANQUE  
STARTER DRIVE / IMPULSOR DE PARTIDA

FOTO / Photo pg. 154

## APLICAÇÃO / Application / Aplicación

Fiat: 124 Special 1.4 e 0.6 | 125 Special | 130 | 131 1.6 e 1.8 | 132 1.6, 1.8 e 0.2 | Abarth Rally | Brava | Campagnola 1107 A | Campagnola AD | Campagnola JD | Dino | Racing | Special 1.6 | Sport Coupe | Sport Spider | Super Brava | Super Mirafiori Biald 1.3, 1.6, 1.8 - Lada: 2104 | Lada 1200 | Lada 1500 | Laika | Niva | Niva Vaz 2121 - Lancia: Beta | HPE | Trevi - Seat: 124 1.8 | 131 1.6 | 131E | 132 | 1430 1.6, 1.8

## MOTOR

CBT: 21013708000 - Femsa: MTD129 | MTD1214 | MTD1219 | MTD12H8 | MTD12P6 | MTD12V9 - Fiat: 4156064 | 4162784 | 4206634 | 4285916 | 4294494 | 4294495 | 4474599 | 4474714 | 4474746 | 4474747 | 4474762 | 4474976 | 4474979 | 4475025 | 4475130 - Italacciai: MTD1209 - Magneti Marelli: 36222700 | 63222400 | 63222405 | 63222408 | 63222409 | 63222430 | 63222435 | 63222438 | 63222439 | 63222501 | 63222502 | 63222531 | 63222532 | 63222536 | 63222602 | 63222605 | 63222632 | 63222635 | 63222636 | 63222700 | 63222701 | 63222706 | 63222730 | 63222731 | 63222736 - Porsche: 21013708000 | CT2213708000

0213

IMPULSOR DE PARTIDA DO MOTOR DE ARRANQUE  
STARTER DRIVE / IMPULSOR DE PARTIDA

FOTO / Photo pg. 154

## EQUIVALENTE / Equivalent

Bosch: 9001133219 - CBT: 210137086200 | CT2213708600 - Fems: 1706110 - Fiat: 4154293 | 4243124 | 4475122 - Garef: 1470824 - Italacciai: SD108 - Lada: 21013798620 | 210103708620 | CT2213708600 - Lester: 16257 - Lucas: TMB620 - Lucas Indiel: 221601 - Porsche: 21013708620 | CT2213708600

0215

IMPULSOR DE PARTIDA DO MOTOR DE ARRANQUE  
STARTER DRIVE / IMPULSOR DE PARTIDA

FOTO / Photo pg. 154

## APLICAÇÃO / Application / Aplicación

Peugeot: 504 Diesel | 505 Diesel | Pick Up 504 com motor Indenor XD-2S | Pick Up 504 com motor Indenor XD-6.90 | Pick Up 504 com motor Indenor XD-4.90

## MOTOR

Italacciai: D11E159 - Paris Rhone: D11E159 | D11E165

## EQUIVALENTE / Equivalent

Italacciai: SD400 - Lucas Indiel: 223481 - Paris Rhone: 95990

0216

IMPULSOR DE PARTIDA DO MOTOR DE ARRANQUE  
STARTER DRIVE / IMPULSOR DE PARTIDA

FOTO / Photo pg. 154

## APLICAÇÃO / Application / Aplicación

Peugeot: 504 D | 505 D | 604 TD | J7 D | J9 D - Renault Agri: R 7221 - Volvo: Motor Estacionário com motor Indenor XDP 4.90 e 6.90 | Motor Marine com motor Indenor XDP 4.90 e 6.90

## MOTOR

Italacciai: D11E156 - Paris Rhone: D11E156

## EQUIVALENTE / Equivalent

Italacciai: SD813 - Lester: 16715 - Lucas Indiel: 223482 - Paris Rhone: 95956

0217

IMPULSOR DE PARTIDA DO MOTOR DE ARRANQUE  
STARTER DRIVE / IMPULSOR DE PARTIDA

FOTO / Photo pg. 154

## APLICAÇÃO / Application / Aplicación

Peugeot: 403 Diesel | 404 Diesel | 504 Diesel - Renault: Trator R7201 | Trator R85 | Trator R87

## MOTOR

Italacciai: D11E079 - Paris Rhone: D11E79 | D11E105 | D11E109 | D11E110 | D11E115 | D11E142 | D11E143

## EQUIVALENTE / Equivalent

Bendix: 333418 - Italacciai: SD192 - Paris Rhone: 55105 | 70672 - Valeo: NE156

0220

IMPULSOR DE PARTIDA DO MOTOR DE ARRANQUE  
STARTER DRIVE / IMPULSOR DE PARTIDA

FOTO / Photo pg. 154

## APLICAÇÃO / Application / Aplicación

Ford: Capri 1.3 e 1.6 | Escort 1.1 e 1.3 | Taunus 1.3 e 1.6

## MOTOR

Bosch: 0001208049 | 0001211206 | 0001211989

## EQUIVALENTE / Equivalent

Bosch: 1006209437 | 2006209321 - Italacciai: SD447 - Lester: 16405

0221

IMPULSOR DE PARTIDA DO MOTOR DE ARRANQUE  
STARTER DRIVE / IMPULSOR DE PARTIDA

FOTO / Photo pg. 154

## APLICAÇÃO / Application / Aplicación

Mercedes Benz: 220 L4 2.2L 2197cc 134cid gasolina 1968...1973 | 220 L4 2.2L 2197cc gasolina 1968...1973 | 220D L4 2.2L 2197cc gasolina 1968...1973 | 220D L4 2.2L 2197cc gasolina 1968...1973 | 230 L4 2.3L 2307cc gasolina 1974...1978 | 230 L6 2.3L 2306cc 141cid gasolina 1968...1969 | 230S L6 2.3L 2306cc 141cid gasolina 1968...1969 | 230SL L6 2.3L 2306cc 141cid gasolina 1963...1967 | 250 L6 2.5L 2496cc 152cid gasolina 1968...1970 | 250 L6 2.8L 2778cc 169cid gasolina 1971...1973 | 250 L6 2.8L 2778cc gasolina 1971...1972 | 250C L6 2.8L 2778cc 169cid gasolina 1969...1973 | 250C L6 2.8L 2778cc gasolina 1970...1972 | 250S L6 2.5L 2496cc 152cid gasolina 1966...1968 | 250SE L6 2.5L 2496cc 152cid gasolina 1966...1968 | 250SEC L6 2.5L 2496cc 152cid gasolina 1966...1968 | 250SL L6 2.5L 2496cc 152cid gasolina 1966...1968 | 280 L6 2.8L 2746cc gasolina 1973...1976 | 280C L6 2.8L 2746cc gasolina 1973...1976 | 280CE L6 2.8L 2746cc gasolina 1978...1980 | 280CE L6 2.8L 2778cc gasolina 1981 | 280E L6 2.8L 2746cc gasolina 1977...1980 | 280E L6 2.8L 2778cc gasolina 1981 | 280S L6 2.8L 2746cc gasolina 1975...1976 | 280S L6 2.8L 2778cc gasolina 1969...1971 | 280SE L6 2.8L 2746cc gasolina 1977...1980 | 280SE L6 2.8L 2778cc gasolina 1969...1972 | 280SE V8 3.5L 3504cc gasolina 1970 | 280SE V8 4.5L 4520cc gasolina 1972...1973 | 280SEC L6 2.8L 2778cc 169cid gasolina 1969...1970 | 280SEL L6 2.8L 2778cc 169cid gasolina 1969...1971 | 280SEL L6 2.8L 2778cc gasolina 1969...1971 | 280SEL V8 4.5L 4520cc 276cid gasolina 1972...1973 | 280SEL V8 4.5L 4520cc gasolina 1972...1973 | 280SL L6 2.8L 2778cc 169cid gasolina 1969...1971 | 280SL L6 2.8L 2778cc gasolina 1969...1971 | 300 L6 2.5L 2496cc 152cid gasolina 1968...1969 | 300 L6 2.8L 2778cc 169cid gasolina 1968...1969 | 300SEL L6 3.0L 2996cc 183cid gasolina 1963 | 300SEL L6 3.0L 2996cc 183cid gasolina 1965 | 300SEL V8 3.5L 3504cc gasolina 1970...1971 | 300SEL V8 4.5L 4520cc gasolina 1972...1973 | 350SL V8 4.5L 4520cc 276cid gasolina 1972 | 350SL V8 4.5L 4520cc gasolina 1972 | 380SE V8 3.8L 3839cc gasolina 1984...1985 | 380SEC V8 3.8L 3839cc gasolina 1982...1983 | 380SEL V8 3.8L 3839cc gasolina 1981...1983 | 380SL V8 3.8L 3839cc gasolina 1981...1985 | 380SLC V8 3.8L 3839cc gasolina 1981 | 420SEL V8 4.2L 4196cc gasolina 1986...1987 | 450SE V8 4.5L 4520cc gasolina 1973/1974...1976 | 450SEL V8 4.5L 4520cc gasolina 1973/1974...1976 | 450SL V8 4.5L 4520cc gasolina 1973/1974...1976 | 450SLC V8 4.5L 4520cc gasolina 1973/1974...1976 | 500SEC V8 5.0L 4973cc gasolina 1984...1985 | 500SEL V8 5.0L 4973cc gasolina 1984...1985 | 560SEC V8 5.6L 5547cc gasolina 1986...1987 | 560SEL V8 5.6L 5547cc gasolina 1986...1987

## MOTOR

Bosch: 0001313003 | 0001313004 | 0001313005 | 0001313006 | 0001313007 | 0001314002 | 0001314005

## EQUIVALENTE / Equivalent

Bosch: 1006209402 | 2006209273 - Italacciai: SD469 - Lester: 16299 | 16543 - Lucas: TMB404 - Mercedes Benz: 0001515813

0222

IMPULSOR DE PARTIDA DO MOTOR DE ARRANQUE  
STARTER DRIVE / IMPULSOR DE PARTIDA

FOTO / Photo pg. 154

## APLICAÇÃO / Application / Aplicación

Ford: Capri 1.3, 1.6, 2.0 | Escort 1.1, 1.3, 1.6 | Escort RS 1600 | Escort RS 2000 | Fiesta 1.1, 1.3, 1.6 | Fiesta XR2 | Granada | Taunus 1.3, 1.6, 2.0

## MOTOR

Bosch: 0001208220 | 0001208223 | 0001208232 | 0001208409 | 0001208423 | 0001211227 | 0001211228 | 0001211239 | 0001311113

## EQUIVALENTE / Equivalent

Bosch: 1006209429 - Italacciai: SD137 - Lester: 16405 | 16530 | 16595 - Lucas Indiel: 223486

0223

IMPULSOR DE PARTIDA DO MOTOR DE ARRANQUE  
STARTER DRIVE / IMPULSOR DE PARTIDA

FOTO / Photo pg. 154

## APLICAÇÃO / Application / Aplicación

Alfa Romeo: 2600TT - BMW: 1500 | 1502 | 1600 | 1602 | 1800 | 1800Ti | 1802 | 2000 | 2002 | 2002 Turbo | 2500 | 2800 | 3000 | 316 | 318 | 320 | 320i | 3300 | 518 | 520 | 520i | 525 | 528 | 528i | 728 - Ford: Transit 100 | Transit 1250 | Transit 1500 | Transit 800 - Kawasaki: 33 | 34 - KHD: D25 | D2505 | D30 | D30 S | D3005 | F2L712 | F2L812 - Mercedes Benz: L206 | L207 | L306 | L307 - Porsche: 33.1 | 616

## MOTOR

Bosch: 0001207003 | 0001207006 | 0001207012 | 0001207014 | 0001207015 | 0001208004 | 0001208006 | 0001208007 | 0001208032 | 0001209001 | 0001209006 | 0001209014 | 0001211020 | 0001214001 | 0001310005 | 0001310010 | 0001310013 | 0001311007 | 0001311016 | 0001311025 | 0001311045

## EQUIVALENTE / Equivalent

Bosch: 1006209030 | 1006209032 | 1006209039 | 1006209049 | 1006209056 | 1006209071 | 1006209105 | 1006209110 | 1006209140 | 2006208013 | 9003336212  
Italacciai: SD306 - Lester: 16320 | 16334 | 16336 | 16344 | 16356 | 16362 | 16442 | 16687 | 17414 - Lucas Indiel: 223320

0225

IMPULSOR DE PARTIDA DO MOTOR DE ARRANQUE  
STARTER DRIVE / IMPULSOR DE PARTIDA

FOTO / Photo pg. 154

## APLICAÇÃO / Application / Aplicación

Alfa Romeo: Alfetta 2.0 turbo diesel - KHD: F1L410 | F2L410 | F2L411 | F3L912 | FHL912 - Lamborghini: 503DT | 603DT | R503 | R603

## MOTOR

Bosch: 0001358017 | 0001358038 | 0001358046 | 0001358047

## EQUIVALENTE / Equivalent

Bosch: 2006209071 | 2006209366 | 2006209386 | 2006209916 - Fiat: 8122123 - Italacciai: SD013 - Lester: 17074 | 17112

0227

IMPULSOR DE PARTIDA DO MOTOR DE ARRANQUE  
STARTER DRIVE / IMPULSOR DE PARTIDA

FOTO / Photo pg. 154

## APLICAÇÃO / Application / Aplicación

Mercedes Benz: 220B | 220SB | 220SEB - Volvo: 100100 | 100200 | 121 | 122 | 123 | 144 | 210 | 221 | AQ90 | AQ95 | C303 | C304 | C306 | P1800S

0227

IMPULSOR DE PARTIDA DO MOTOR DE ARRANQUE  
STARTER DRIVE / IMPULSOR DE PARTIDA

FOTO / Photo pg. 154

## MOTOR

Bosch: 0001203016 | 0001305016 | 0001308006 | 0001354010 | 0001354029 | 0001354034 | 0001354036 | 0001354040 | 0001354046 | 0001354049 | 0001354065 | 0001355004

## EQUIVALENTE / Equivalent

Bosch: 2006209021 | 2006209032 | 2006209181 | 2006209902 | 9003336212 - Fems: 150534 - Italacciai: SD415

0228

IMPULSOR DE PARTIDA DO MOTOR DE ARRANQUE  
STARTER DRIVE / IMPULSOR DE PARTIDA

FOTO / Photo pg. 154

## APLICAÇÃO / Application / Aplicación

Audi: 100 5D turbo D 2.0 - Mercedes Benz: 180D 2.5 | 200D | 207D | 209D | 220D | 240D | 240D 3.0 | 240GD | 240TD | 300CD | 300D | 300GD | 300SD | 300TD | 307D | 309D | 407D | 409D | D206 | D306 | DG206 | DG306 | L206 | L306 | L407D | O309D | U52 60 | U600 - Volkswagen: LT28 | LT31 | LT35 | LT40 | LT45 | LT50D - Volvo: 240D5 | 240D6 | 760 turbo diesel

## MOTOR

Bosch: 0001362038 | 0001362047 | 0001362069 | 0001362070 | 0001362077 | 0001362078 | 0001362083 | 0001362600 | 0001362601 | 0001362605 | 9000143408 - Iskra: 11130300

## EQUIVALENTE / Equivalent

Bosch: 2006209471 | 2006209500 - Cargo: 130414 - Iskra: 16900920 - Italacciai: SD060 | SD307 - Lester: 16445 | 16949 | 16957 | 16999 - Lucas: TMB471  
Lucas Indiel: 223222

0229

IMPULSOR DE PARTIDA DO MOTOR DE ARRANQUE  
STARTER DRIVE / IMPULSOR DE PARTIDA

FOTO / Photo pg. 154

## APLICAÇÃO / Application / Aplicación

Volkswagen: Kombi | Transporter 1.6, 1.9, 2.0

## MOTOR

Bosch: 0001211221 | 0001211222 | 0001211251 | 0001211252 | 0001211253 | 0001211254

## EQUIVALENTE / Equivalent

Bosch: 1006209423 | 9001042013 | 9001042032 - Italacciai: SD453 - Lester: 16401 | 16546 | 16722 | 17066 - Lucas: TMB439

0238

IMPULSOR DE PARTIDA DO MOTOR DE ARRANQUE  
STARTER DRIVE / IMPULSOR DE PARTIDA

FOTO / Photo pg. 154

## APLICAÇÃO / Application / Aplicación

Ford: Sierra 2.3 | Taunus 2.0 e 2.3

## EQUIVALENTE / Equivalent

Bosch: 1987BE0029 - Lucas Indiel: 227339 | 35256777

0243

IMPULSOR DE PARTIDA DO MOTOR DE ARRANQUE  
STARTER DRIVE / IMPULSOR DE PARTIDA

FOTO / Photo pg. 154

## APLICAÇÃO / Application / Aplicación

General Motors/Chevrolet: Ascona | Blitz | Kadett | Manta | Omega 2.0 | Vectra 2.0 - Opel: Kadett

## MOTOR

Remy: 3471141 | 3471143 | 3471144

## EQUIVALENTE / Equivalent

Bendix: 344511 - Lester: 16443 - Lucas Indiel: 223223 - Remy: DR2000 | DR2001 | DR2003 | 3471040 | 3471490 | 3471912

0244

IMPULSOR DE PARTIDA DO MOTOR DE ARRANQUE  
STARTER DRIVE / IMPULSOR DE PARTIDA

FOTO / Photo pg. 154

## APLICAÇÃO / Application / Aplicación

Dacia: ARO - Renault: R12 | R15 | R17 | R5 | R6 | R8 - Volvo: Especial/Special

## MOTOR

Ducellier: 6206AB | 532017A | 6183CFG | 6224BCD | 6231ABC | 532000AB | 532001AB | 6203ABCD | 6227ABCD | 6178ABCEF - Italacciai: 006162E

## EQUIVALENTE / Equivalent

Bendix: 286942 | 293398 | 294698 | 295883 | 297440 | 303300 | 303710 | 305949 | 307049 | 309008 - Bosch: 1987BE0006 - Ducellier: 6162 | 6187 | 6203 | 6206 | 6224 | 018678 | 019567 | 532000 | 532001 | 532017 | 606416 | 609477 | 611736 | 6227AB | 6227CD | 681380 | 6183CFG | 6231ABD - Italacciai: SD158 - Lester: 16488

Lucas Indiel: 35255553 | 35257326 - Valeo: NE325 | 681380

0245

IMPULSOR DE PARTIDA DO MOTOR DE ARRANQUE  
STARTER DRIVE / IMPULSOR DE PARTIDA

FOTO / Photo pg. 154

## APLICAÇÃO / Application / Aplicación

Renault: R4 | R5 | R6

## MOTOR

Ducellier: 6185ABC | 6219ABC - Italacciai: 006138A

## EQUIVALENTE / Equivalent

Bendix: 289862 | 302613 - Ducellier: 60846 | 681378 - Italacciai: SD194 - Lester: 6185 - Lucas Indiel: 223505 - Valeo: NE324

0248

IMPULSOR DE PARTIDA DO MOTOR DE ARRANQUE  
STARTER DRIVE / IMPULSOR DE PARTIDA

FOTO / Photo pg. 155

## APLICAÇÃO / Application / Aplicación

Renault: R12 | R12 Canada | R18 | R4 | R5 | R5 U.S.A | R6 | Trafic

## MOTOR

Italacciai: D8E081 - Paris Rhone: D8E81 | D9E12 | D9E20 | D9E22 | D9E26 | D9E34 | D9E35 | D9E37 | D9E41 | D8E121 | D8E142 | D8E152

## EQUIVALENTE / Equivalent

Bendix: 325231 - Italacciai: SD324 - Lester: 16488 | 16597 | 16755 - Lucas Indiel: 223224 - Paris Rhone: 076980 | 093623 | 097062 - Valeo: 097062 | NE184

0285

IMPULSOR DE PARTIDA DO MOTOR DE ARRANQUE  
STARTER DRIVE / IMPULSOR DE PARTIDA

FOTO / Photo pg. 155

## APLICAÇÃO / Application / Aplicación

Renault: R5 | R6

## MOTOR

Paris Rhone: D8E130 | D8E131

## EQUIVALENTE / Equivalent

Bendix: 325232 - Italacciai: SD002 - Paris Rhone: 95464 - Renault: 7701019295 - Valeo: 095464 | NE173

0287

IMPULSOR DE PARTIDA DO MOTOR DE ARRANQUE  
STARTER DRIVE / IMPULSOR DE PARTIDA

FOTO / Photo pg. 155

## APLICAÇÃO / Application / Aplicación

Peugeot: 405 | 504 | 505 - Renault: R19 com motor valeo

## MOTOR

Paris Rhone: D9E36 | D9E38 | D9E39 | D9E46 | D9E48 | D9E49 | D9E52 | D9E54 | D9E55 | D9E56 | D9E61 | D9E62 | D9E66 | D9E68 | D9E69 | D9E70 | D9E74 | D9E76 | D9E77 | D9E78 | D9E79 | D9E81 | D9E85 | D9E86 | D9E100 | D9E101 | D9E109 | D9E110 | D9E113 | D9E114 | D9E123 | D9E124 | D9E125 | D9E127 | D9E129 | D9E771 | D9E773 - Valeo: D9E123

## EQUIVALENTE / Equivalent

Bosch: 1987BE0030 - Fiat: 9405835568 - Italacciai: SD318 - Lester: 16619 | 16756 | 16797 | 17144 | 17157 - Lucas: TMB263 - Lucas Indiel: 221263 - Paris Rhone: 013610 | 99931 - Valeo: 099931 | NE197 | 184917

0291

IMPULSOR DE PARTIDA DO MOTOR DE ARRANQUE  
STARTER DRIVE / IMPULSOR DE PARTIDA

FOTO / Photo pg. 155

## APLICAÇÃO / Application / Aplicación

Alfa Romeo: 30 | 32 | 35 | 40 AR8 - Fiat: 131D 2.0 e 2.5 | 132D 2.0 e 2.5 | 241TN | 40NC | 465C | 466DT | 480DT | 500 | 500DT | 505 | 505C | 505S | 50F8 | 50NC | 540 | 540DT | 55F8 | 55NC | 565C | 566DT | 570 | 570DT | 580 | 580DT | 60F8 | 616N3 4 | 625N3P | Argenta 2.5 | BI20 25 30 C | BIM20 25 | Campagnola diesel | DI12 15 | DT450 | Marengo D 2.5 | R450 - Fiat Iveco: Ducato 10 2.5D | Ducato 13 2.5D | Furgão Daily

## MOTOR

Bosch: 0001362039 | 0001362062 | 0001362073 | 0001362102 | 0001362322 | 0001362323 | 0001363111 | 0001363122

## EQUIVALENTE / Equivalent

Bosch: 2006209470 | 2006209483 | 9001451343 | F002G20279 - Fiat: 9936730 | 9937949 | 9956676 | 9983629 | 79026090 - Italacciai: SD184 - Lucas Indiel: 223227

0292

IMPULSOR DE PARTIDA DO MOTOR DE ARRANQUE  
STARTER DRIVE / IMPULSOR DE PARTIDA

FOTO / Photo pg. 155

## APLICAÇÃO / Application / Aplicación

General Motors/Chevrolet: Blazer

## MOTOR

Chrysler: 4226833 | 4240404 | 4339472 | 4339474 | 5213045 | 5213450 | 5226441 | 5226442

## EQUIVALENTE / Equivalent

Bosch: 1006209475 | 1006209477 | 9001042100 - Chrysler: 5213384 - Lester: 16727 | 16974 - Lucas Indiel: 223321

**0293**IMPULSOR DE PARTIDA DO MOTOR DE ARRANQUE  
STARTER DRIVE / IMPULSOR DE PARTIDA

FOTO / Photo pg. 155

## APLICAÇÃO / Application / Aplicación

Ford: 100 1.5 | Belina com motor CHT | Corcel II com motor CHT | Del Rey Scala com motor CHT | Escort 1.3, 1.6 com motor CHT | FT100 | FT125 | FT130 | FT150 | FT175 | FT190 1.7 | FT75 | Pampa todos com motor CHT - Volkswagen: Gol 1.8 a gasolina, álcool | Santana 1.8 a gasolina, álcool | Saveiro 1.8 a gasolina, álcool

## MOTOR

Bosch: 9000451001 | 9000451010 | 9000451017 | 9000451024 - Wapsa: MWB23 | MWB25

## EQUIVALENTE / Equivalent

Bosch: 9001451249 | 9001451251 - Lucas: TWB251 - Lucas Indiel: 223228 - Volkswagen: BD5M11350A | ZBC911335A - Wapsa: 224051 | 224053

**0294**IMPULSOR DE PARTIDA DO MOTOR DE ARRANQUE  
STARTER DRIVE / IMPULSOR DE PARTIDA

FOTO / Photo pg. 155

## APLICAÇÃO / Application / Aplicación

Puma: Puma GT com motor VW 05/1981... - Volkswagen: Brasília refrigerada a ar 05/1981...06/1981 | Gol refrigerado a ar 05/1981...06/1981 | Kombi refrigerada a ar 05/1981...06/1981 | Saveiro refrigerado a ar 05/1981...06/1982 | Sedan 1.3, 1.5, 1.6 refrigerado a ar 05/1981...06/1983

## EQUIVALENTE / Equivalent

Lucas: TWB2520 - Wapsa: 224052

**0297**IMPULSOR DE PARTIDA DO MOTOR DE ARRANQUE  
STARTER DRIVE / IMPULSOR DE PARTIDA

FOTO / Photo pg. 155

## APLICAÇÃO / Application / Aplicación

Peugeot: Especial/Special - Renault: Especial/Special

## MOTOR

Femsa: 259177

## EQUIVALENTE / Equivalent

Bosch: 1987BE0031 - Femsa: 259177

**0300**IMPULSOR DE PARTIDA DO MOTOR DE ARRANQUE  
STARTER DRIVE / IMPULSOR DE PARTIDA

FOTO / Photo pg. 155

## APLICAÇÃO / Application / Aplicación

BMW: 2500 | 2800 | 3000 | 3300 | 525 | 528 | 530 | 630 | 635 | 663 | 728 | 730 | 732 | 733 | 735 | 745 | M535i

## MOTOR

Bosch: 0001311042 | 0001314001

## EQUIVALENTE / Equivalent

Bosch: 1006209081 | 1006209444 | 9001693029 - Italacciai: SD451 - Lester: 16362

**0302**IMPULSOR DE PARTIDA DO MOTOR DE ARRANQUE  
STARTER DRIVE / IMPULSOR DE PARTIDA

FOTO / Photo pg. 155

## APLICAÇÃO / Application / Aplicación

Massey Ferguson: E7C | MF155 | MF158 | MF168 | MF186 | MF187 | MF188 | MF487 | MF507 | MF510 | MF520 | MF525 | MF87 | SC50 | SM6A | SM6B | SM6C | SM7 | SM8 | SM8TU - Perkins: Estacionários | Industriais | Tratores - Volvo: Especial/Special

## MOTOR

Bosch: 0001359002 | 0001359008 | 0001359009 | 0001359011 | 0001359020 | 0001359034 | 0001360013 | 0001360020 | 9000143101

## EQUIVALENTE / Equivalent

Bosch: 2006209111 | 2006209305 | 2006209345

**0307**IMPULSOR DE PARTIDA DO MOTOR DE ARRANQUE  
STARTER DRIVE / IMPULSOR DE PARTIDA

FOTO / Photo pg. 155

## APLICAÇÃO / Application / Aplicación

Alfa Romeo: Alfesud 1.2, 1.5 | Alfetta 1.6, 1.8 | Giulia Super 1.3, 1.6 | GT Junior | GT Veloce 2000 - Ford: Capri 1.3, 1.5 e 2.0 | Consul 1.7 | Granada 1.7 e 2.0 V6 | Taunus 2.0 V6 - Mercedes Benz: 220 | 230 | 280

## MOTOR

Bosch: 0001208040 | 0001208055 | 0001211025 | 0001211987 | 0001211988 | 0001211995 | 0001211996

## EQUIVALENTE / Equivalent

Bosch: 1006209403 | 2006209163 - Italacciai: SD449 - Lester: 16299 | 16401 | 16532 | 16539 | 16688

**0310**IMPULSOR DE PARTIDA DO MOTOR DE ARRANQUE  
STARTER DRIVE / IMPULSOR DE PARTIDA

FOTO / Photo pg. 155

## APLICAÇÃO / Application / Aplicación

Alfa Romeo: 30AR8 | 32AR8 | 35AR8 | 40AR8 - Fiat: 241TN | 450 | 450DT | 500 | 500DT | 540 | 540DT | 616N3 | 616N3,4 | 625N3 - Fiat Iveco: Daily

## MOTOR

Bosch: 0001362032 | 0001363101

## EQUIVALENTE / Equivalent

Bosch: 2006209240 | 2006209330 | 2006209418 | 2006209448 - Fiat: 8997796 | 9934739 | 9934977 | 9957820 | 79026236 - Italacciai: SD123 - Lester: 17093 | 18031  
Lucas Indiel: 223561**0313**IMPULSOR DE PARTIDA DO MOTOR DE ARRANQUE  
STARTER DRIVE / IMPULSOR DE PARTIDA

FOTO / Photo pg. 155

## APLICAÇÃO / Application / Aplicación

Ford: A0406 | A0506 | FT100 | FT120 | FT130 | FT160 | FT190

## MOTOR

Bosch: 0001358201 | 0001358202

## EQUIVALENTE / Equivalent

Bosch: 2006209407 | 2006209437 - Italacciai: SD315

**0318**IMPULSOR DE PARTIDA DO MOTOR DE ARRANQUE  
STARTER DRIVE / IMPULSOR DE PARTIDA

FOTO / Photo pg. 155

## APLICAÇÃO / Application / Aplicación

KHD: 411D | 411W | D2506 | D3006 | F1L410 - Lamborghini: 221 | 230 | 321 | 340 | 350 | 431 | 452 | 523 | 624 | Espada | Islero 400GTS | Miura P400

## MOTOR

Bosch: 0001354080 | 0001354082 | 0001354088 | 0001354091 | 0001354092 | 0001354093 | 0001354097 | 0001354099 | 0001354100 | 0001354103 | 0001355014 | 0001355015

## EQUIVALENTE / Equivalent

Bosch: 2006209086 | 2006209095 | 2006209215 | 2006209229 - Italacciai: SD346

**0319**IMPULSOR DE PARTIDA DO MOTOR DE ARRANQUE  
STARTER DRIVE / IMPULSOR DE PARTIDA

FOTO / Photo pg. 155

## APLICAÇÃO / Application / Aplicación

Mercedes Benz: 200D | 220D | 240D | 240D 3.0 | 240TD | 300 turbo | 300CD | 300D | 300SD | 300TD | D206 | DG206 | L206 | L306D | L306DG | L406DG | L407D | O309D | U52 421 | U5260 | U60 421

## MOTOR

Bosch: 0001362001 | 0001362002 | 0001362003 | 0001362004 | 0001362027 | 0001362028 | 0001362029 | 0001362030

## EQUIVALENTE / Equivalent

Bosch: 2006209241 | 2006209331 - Italacciai: SD012 - Lester: 16445 | 16715 - Lucas: TMB427 - Lucas Indiel: 223232

**0320**IMPULSOR DE PARTIDA DO MOTOR DE ARRANQUE  
STARTER DRIVE / IMPULSOR DE PARTIDA

FOTO / Photo pg. 155

## APLICAÇÃO / Application / Aplicación

Opel: Ascona 2.0 D | Rekord 2.0 D | Rekord 2.1 D | Rekord 2.3 D

## MOTOR

Bosch: 0001362037 | 0001362071 - Italacciai: 26208A

## EQUIVALENTE / Equivalent

Bosch: 2006209478 - Italacciai: SD342 - Lucas Indiel: 223569

**0323**IMPULSOR DE PARTIDA DO MOTOR DE ARRANQUE  
STARTER DRIVE / IMPULSOR DE PARTIDA

FOTO / Photo pg. 156

## APLICAÇÃO / Application / Aplicación

Ford: Escort Ghia | Guarujá | Verona GLX | XR3 - Gurgel: BR 800 | Tocantins L | TR 1.6 - Porsche: 914 - Tiete: Motor Estacionário RD900 09/1992... | Motor Estacionário RD900L 09/1992... | Motor Estacionário RD950 09/1992... | Motor Estacionário RD950L 09/1992... - Volkswagen: Apollo GL, GLS AP 1.8 | Golf 1.5 D | IM1200 | IM127 | IM1300 | IM1302 | IM1303 | IM1500 | IM1600 | IM181 | IM411 | IM412 | Jetta | Passat 1.6 | Rabbit diesel | Scirocco | Transporter 1.3, 1.7, 1.8

## MOTOR

Bosch: 0001208411 | 0001208412 | 0001208416 | 0001208417 | 0001208418 | 0001211223 | 0001211224 | 0001211255 | 0001211256 | 0001211257 | 0001211258 | 0001211992 | 0001211993 | 0001211998 | 0001314012 | 0001314013 | 9000082062



0323

IMPULSOR DE PARTIDA DO MOTOR DE ARRANQUE  
STARTER DRIVE / IMPULSOR DE PARTIDA

FOTO / Photo pg. 156

## EQUIVALENTE / Equivalent

Bosch: 1006209424 | 9001082669 - Italcacciai: SD450 | SD466 - Lester: 16362 | 16418 | 16547 | 16556 | 17025 | 17134 - Lucas: TMB411 - Lucas Indiel: 221411  
Volkswagen: 055911335B

0325

IMPULSOR DE PARTIDA DO MOTOR DE ARRANQUE  
STARTER DRIVE / IMPULSOR DE PARTIDA

FOTO / Photo pg. 156

## APLICAÇÃO / Application / Aplicación

BMW: R100 | R45 | R60 | R65 | R75 | R80 - Fiat: 128 1.1 e 1.3 | 131 Mirafiori 1.3 | X1/9 1.3 - Opel: Ascona 1.2 | D 1.0, 1.2 | Kadett 1.0, 1.2 | Manta A, B12 - Renault: GTL | R 6TL | R 7TL | R12 | R4 | R5 | TL | TS Turbo | TX - Seat: 1200 Sport | 124 D 1430 | 124 D especial 1.2 e 1.4 | 127 0.9 | 131 | 131 L 1430 | Ritmo 65,75 | Supermirafiori 1430 | Terra

## MOTOR

Bosch: 0001157013 | 0001157021 | 0001157023 | 0001212006 | 9000141100 | 9000141101 | 9000141103 | 9000141107 | 9000141108 | 9000141111 | 9000141112 | 9000141114 | 9000334104

## EQUIVALENTE / Equivalent

Bosch: 1006209401 | 1006209445 - Fiat: 9934752 - Italcacciai: SD055 | SD496 - Lester: 16438 - Lucas Indiel: 223573

0327

IMPULSOR DE PARTIDA DO MOTOR DE ARRANQUE  
STARTER DRIVE / IMPULSOR DE PARTIDA

FOTO / Photo pg. 156

## APLICAÇÃO / Application / Aplicación

Daihatsu: Delta 1.5, 2.0 | Rocky 1.6 | Taft 1.6 | Wildcat 1.6 - Honda: Accord 1.6 - Toyota: Carina 1.6, 2.0 | Celica 1.6, 2.0 | Corolla | Corona 1.6, 1.8, 2.0, 2.3 | Crown | Delta Hi Ace | Hilux | Mark2 | Sprinter 1.6

## MOTOR

Honda: 31200657006 | 31200657016 | 31200657025 - Italcacciai: 280002572 - Nippondenso: 28004822 | 280001010 | 280001940 | 280001941 | 280001970 | 280001971 | 280001972 | 280001973 | 280001975 | 280001976 | 280002000 | 280002001 | 280002250 | 280002260 | 280002261 | 280002262 | 280002263 | 280002330 | 280002570 | 280002571 | 280002572 | 280003051 | 280003052 | 280003100 | 280003710 | 280003920 | 280003921 | 280004270 | 280004440 | 280004480 | 280004580 | 280004640 | 280004810 | 280004820 | 280004822 | 280004980 | 280005430 | 280005470 | 280006100 - Toyota: 2810026031 | 2810033011 | 2810036020 | 2810036040 | 2810040011 | 2810040012 | 2810040013 | 2810040015 | 2810040041 | 2810041013 | 2810041020 | 2810042010 | 2810042020 | 2810042021 | 2810045020 | 2810045021 | 2810045033 | 2810046040 | 2810047020 | 28100045033

## EQUIVALENTE / Equivalent

Bosch: 1987BE0032 - Daihatsu: 2801140014 | 2801141011 | 2801141012 - Honda: 31207657006 | 31207PA0006 - Isuzu: 8942391070 - Italcacciai: SD181 - Lester: 16217 | 16218 | 16220 | 16223 - Mitsubishi: MD602059 | MD602678 - Nippondenso: 028300085 | 0283000800 | 0283000800 | 0283000801 | 0283001690 - Toyota: 2801122021 | 2801125012 | 2801125020 | 2801141010 | 2801141011 | 2801141012 | 2801141020 - Ww: 10502

0328

IMPULSOR DE PARTIDA DO MOTOR DE ARRANQUE  
STARTER DRIVE / IMPULSOR DE PARTIDA

FOTO / Photo pg. 156

## APLICAÇÃO / Application / Aplicación

Volkswagen: Brasília refrigerado a ar 07/1981... | Gol refrigerado a ar 07/1981... | Kombi refrigerado a ar 07/1981... | Saveiro refrigerado a ar 07/1981... | Sedan refrigerado a ar / 1.3, 1.5, 1.6 07/1981...

## MOTOR

Bosch: 9000451004 | 9000451012 - Wapsa: MWB18 | MWB21

## EQUIVALENTE / Equivalent

Bosch: 9001451247 - Lucas: TWB247 - Volkswagen: 1119113356 - Wapsa: 224047

0329

IMPULSOR DE PARTIDA DO MOTOR DE ARRANQUE  
STARTER DRIVE / IMPULSOR DE PARTIDA

FOTO / Photo pg. 156

## APLICAÇÃO / Application / Aplicación

Volkswagen: Gol C, CL, GL refrigerado a água | Parati C, CL, GL refrigerado a água | Passat refrigerado a água / 1.5, 1.6 | Saveiro CL, GL, refrigerado a água | Voyage C, CL, GL refrigerado a água

## MOTOR

Bosch: 9000451011 - Wapsa: MWB19

## EQUIVALENTE / Equivalent

Bosch: 9001451252 - Lucas: TWB246 - Volkswagen: ZBA911335A - Wapsa: 224046

0339

IMPULSOR DE PARTIDA DO MOTOR DE ARRANQUE  
STARTER DRIVE / IMPULSOR DE PARTIDA

FOTO / Photo pg. 156

## APLICAÇÃO / Application / Aplicación

Chrysler: Dodge Horizon | Omni - Kubota: Trator

**0339**IMPULSOR DE PARTIDA DO MOTOR DE ARRANQUE  
STARTER DRIVE / IMPULSOR DE PARTIDA

FOTO / Photo pg. 156

**MOTOR**

Chrysler: 5206270 | 5213085 | 5213190 | 5213370 | 5213395 - Nippondenso: 280005090 | 280005091 | 280005092 | 280007130 | 280007131

**EQUIVALENTE / Equivalent**

Chrysler: CH1931 | 5206632 | 5213310 | 5213850 - Lester: 16417 - Nippondenso: 0283001930 | 0283003490 - Subaru: 280992420 - Ww: 10120

**0340**IMPULSOR DE PARTIDA DO MOTOR DE ARRANQUE  
STARTER DRIVE / IMPULSOR DE PARTIDA

FOTO / Photo pg. 156

**APLICAÇÃO / Application / Aplicación**

Datsun: 280 ZX - Ford: Laser

**EQUIVALENTE / Equivalent**

Lester: 16245 - Lucas Indiel: 223235 - Mitsubishi: K309

**0341**IMPULSOR DE PARTIDA DO MOTOR DE ARRANQUE  
STARTER DRIVE / IMPULSOR DE PARTIDA

FOTO / Photo pg. 156

**APLICAÇÃO / Application / Aplicación**

Daihatsu: Especial/Special - Subaru: Subaru A11

**MOTOR**

Mazda: 60418400 | 60518400 | 134518400 - Nippondenso: 280002040 | 280002041 | 280002042 | 280002160 | 280002161 | 280002970 | 280004721 | 280005270 | 280005420 | 280005720 | 280005750 | 280006520 - Subaru: 829914120 | 829918600 - Toyota: 2810087701 | 2810087702

**EQUIVALENTE / Equivalent**

Lester: 16468 | 16696 | 17058 - Lucas Indiel: 223585 - Mazda: 060423710 | 134624709 - Mitsubishi: MD604047 - Nippondenso: 0283000830 | 0283000831 | 0283003320 | 0283003321 - Subaru: 492097002 | 892094112 | 892096102 - Toyota: 2801187704

**0342**IMPULSOR DE PARTIDA DO MOTOR DE ARRANQUE  
STARTER DRIVE / IMPULSOR DE PARTIDA

FOTO / Photo pg. 156

**APLICAÇÃO / Application / Aplicación**

Ford: Courier

**MOTOR**

Ford: SAE715 | SAE716 | SAE715A | SAE716A | D77Z11002A | D77Z11002B | E17Z11002B | E17Z11002C - Nippondenso: 280005220 | 280005230 | 280008110 | 280008120

**EQUIVALENTE / Equivalent**

Ford: SDE307 | D77Z11350A - Lester: 16254 | 16272 - Nippondenso: 0283001870

**0345**IMPULSOR DE PARTIDA DO MOTOR DE ARRANQUE  
STARTER DRIVE / IMPULSOR DE PARTIDA

FOTO / Photo pg. 156

**APLICAÇÃO / Application / Aplicación**

Volkswagen: K 70

**MOTOR**

Bosch: 0001208100 | 0001208101 | 0001211200 | 0001211201

**EQUIVALENTE / Equivalent**

Bosch: 1006209441 | 2006209323

**0348**IMPULSOR DE PARTIDA DO MOTOR DE ARRANQUE  
STARTER DRIVE / IMPULSOR DE PARTIDA

FOTO / Photo pg. 156

**APLICAÇÃO / Application / Aplicación**

Kubota: Micro trator Tobatta M140N - Volkswagen: Kombi com motor Passat diesel | Saveiro Diesel | Senda Diesel

**MOTOR**

Bosch: 9000452003 - Wapsa: MWB17

**EQUIVALENTE / Equivalent**

Bosch: 9001452088 - Lucas Indiel: 223117 - Volkswagen: 3059112875 - Wapsa: 224048

0349

IMPULSOR DE PARTIDA DO MOTOR DE ARRANQUE  
STARTER DRIVE / IMPULSOR DE PARTIDA

FOTO / Photo pg. 156

## APLICAÇÃO / Application / Aplicación

Honda: Accord 1600, 1599cc 1976...1982 | Civic 1200 1972...1981 | Civic 1250 1973...1979 - Isuzu: I Mark L4 1.8L 1817cc gasolina Eng 1981...1985 | Pick Up L4 1.8L 1817cc 1981...1982 - Nissan: NFG101D11 - Yanmar Engine Marine: 1GM 1981...1989 | 1GM 1 cil 19.41ci, 0.318L Diesel 1980...1984 | 1GM10 1 cil, 19.41ci, 0.318L Diesel 1982...1990 | 1GM10C 1 cil, 19.41ci, 0.318L Diesel 1982...1984 | 2GM 1981...1989 | 2GM 2 cil Diesel 1980...1984 | 2GM20 2 cil, 38.81ci, 0.636L Diesel 1982...1990 | 2GMF 2 cil Diesel 1980...1984 | 3GM 1981...1989 | 3GM 3 cil Diesel 1980...1984 | 3GM30 3 cil Diesel 1982...1990 | 3GMD 3 cil Diesel 1982...1990 | 3GMF 3 cil Diesel 1982...1990 | KM2A 0000 | KM2C 0000 | KM2P 0000 | KM3A 0000 | KM3P 0000 | KM3V 0000

## MOTOR

Hitachi: S10863 | S10889 | S114140 | S114141 | S114149 | S114160 | S114162 | S114163 | S114164 | S114210 | S114211 | S114227 | S114271 | S114160A | S114160B | S114160D | S114160E | S114160F | S114162C | S114162D | S114163B | S114163E - Honda: 31200634005 | 31200634670 | 31200634671 | 31200634811 | 31200657005 | 31200657015 | 31200657025 | 31200673015 | 31200679035 | 31200679052 - Isuzu: 8942226880 - Italacciai: S114140 - Nissan: 233005002 | 233006900 | 23300B500 | 23300B5000 | 23300B5002 | 23300H5001 | 23300H5002 | 23300H5003 | 23300H5004 | 23300H5300 | 23300H5400 | 23300H6900 | 23300H6901 | 23300H6902 | 23300H6903 | 23300H6904 | 23300H7300 | 23300H7301 | 23300H7302 | 23300H6901

## EQUIVALENTE / Equivalent

Bosch: 1987BE0033 - General Motors/Chevrolet: 9423227 | 94233227 - Hitachi: 211455004 | 211465001 - Honda: 31207634005 - Isuzu: 8942332270 | 8942332770 - Italacciai: SD149 - Lester: 16205 | 16207 | 16211 | 16270 | 16499 - Nissan: 23300H6000 | 23312E6700 | 23312H5000 | 23312H5001 | 23312H6700 | 23312H6900

0351

IMPULSOR DE PARTIDA DO MOTOR DE ARRANQUE  
STARTER DRIVE / IMPULSOR DE PARTIDA

FOTO / Photo pg. 156

## APLICAÇÃO / Application / Aplicación

General Motors/Chevrolet: Chevy Lux | S10 Importada - Isuzu: Datsun - New Holland: Trator

## MOTOR

General Motors/Chevrolet: 94022494 - Hitachi: S114126 | S114170 | S114171 | S114172 | S114173 | S114174 | S114177 | S114180 | S114181 | S114182 | S114197 | S114202 | S114218 | S114229 | S114240 | S114247 | S114248 | S114295 | S114298 | S114301 | S114313 | S114343 | S114381 | S114382 | S114608 | S144301 | S114126L | S114126M | S114170B | S114170E | S114171A | S114171D | S114172A | S114172D | S114172E | S114173B | S114173E | S114173F | S114180F | S114180M | S114182G | S114202A | S114218A | S114229E | S114229F | S114247A | S114247C - Ishikawajima: 185086320 | 185086321 - Isuzu: 5811001300 | 5811001370 | 8941305600 | 8942044380 | 8942045380 | 8942134065 | 8942135381 | 8942138220 | 8942226880 | 8942243880 | 8942340650 - Italacciai: 23300N3301 - Nissan: 2330018C05 | 2330018C06 | 2330069690 | 2330069960 | 23300E6800 | 23300E6801 | 23300N0900 | 23300N3301 | 23300N3304 | 23300S0100 | 23300U0100 | 23300U0101 | 23300U0102 | 23300U0601 | 23300U0602 | 23300U6001 | 23300U6002 | 23300U6003 | 23300U6004 | 23300U6005 | 23300W0400 | 23300W0401 | 23300Y0700 | 23300Y0701

## EQUIVALENTE / Equivalent

Bosch: 1987BE0007 - General Motors/Chevrolet: 94208296 - Hitachi: 211445004 | 211445007 | 211475001 | 2114N3550 - Isuzu: 8942082960 | 8942082961 - Italacciai: SD151 - Lester: 16194 | 16203 | 16246 | 16270 | 16711 | 16773 | 16877 - Lucas Indiel: 223322 - Nissan: 23312E6800 | 23312E6801 | 23312N3300 | 23312U6000 | 23312V6000 | 23312Y0700

0352

IMPULSOR DE PARTIDA DO MOTOR DE ARRANQUE  
STARTER DRIVE / IMPULSOR DE PARTIDA

FOTO / Photo pg. 156

## APLICAÇÃO / Application / Aplicación

Chrysler: Dodge - Mazda: Especial/Special - Mitsubishi: Forklift - Nissan: Especial/Special - Suzuki: Samurai Gasolina 1991...1992

## MOTOR

Italacciai: 23300B5013 - Mazda: F601 | 77918400 | 032418400B | 077918400A | 813118400 | 821818400 | 893618400 | 893718400 | 896418400 | 896718400 | D50118400 | D50218400 | D50518400 | E30118400 | F60118400 | F80218400 | F80618400 | F85018400 | FE0518400 | FE5018400 | FE7918400 | H83318400 | HE1918400 | HE2018400 | 808818400A | 813118400A | D30618400A | D306A8400B | D50118400A | D50218400A | D50518400A | E30118400A | E35618400A | F60118400A | F60118400B | F80218400A | F80218400B | F85018400A | F85018400B | FE0518400B | FE0518400C | FE5018400A | FE5018400B | HE1918400A | HE1918400B | HE2018400A - Mitsubishi: MGA060 | M3T2581 | M3T3381 | MD21674 | M2T10282 | M2T20181 | M2T20182 | M2T20223 | M2T20281 | M2T20282 | M3T10172 | M3T20081 | M3T20181 | M3T20381 | M3T20681 | M3T20781 | M3T21281 | M3T21282 | M3T21381 | M3T22081 | M3T22381 | M3T22581 | M3T22582 | M3T22681 | M3T22781 | M3T24481 | M3T24482 | M3T24483 | M3T24485 | M3T24486 | M3T24487 | M3T24488 | M3T25081 | M3T25281 | M3T25781 | M3T25782 | M3T25783 | M3T25785 | M3T25882 | M3T25883 | M3T25885 | M3T25891 | M3T27686 | M3T29681 | M3T30081 | M3T30082 | M3T30088 | M3T30281 | M3T30282 | M3T30285 | M3T30286 | M3T30381 | M3T30382 | M3T30781 | M3T30782 | M3T32382 | M3T32581 | M3T32582 | M3T32583 | M3T32681 | M3T32781 | M3T32782 | M3T33381 | M3T33382 | M3T33581 | M3T33582 | M3T33583 | M3T33585 | M3T33586 | M3T33587 | M3T33588 | M3T35081 | M3T35082 | M3T35088 | M3T39182 | MD001333 | MD001555 | MD019891 | MD019895 | MD021674 | MD027400 | MD027401 | MD034120 | MD034121 | MD085730 | MM111514 | MM1115513 | MM115514 | MM115517 | M2T20181A | M3T110172 | M3T20681A | M3T24482A | M3T24486A | M3T335081 | M3T335820 | M3T33582A | M3T33586A | MD0019891 - Nissan: 233000712 | 23300B5013 | 23300D0212 | 23300H5012 | 23300H5013 | 23300P5112 | 23300P5113 | 23300R9000 | 23300T5070 | 23300U0113 | 23300U0114

## EQUIVALENTE / Equivalent

Bosch: 1987BE0008 - Italacciai: SD169 - Lester: 16500 | 16514 | 16522 | 16527 | 16579 | 16588 | 16708 | 16728 | 16742 | 16793 | 16794 | 16858 | 16859 | 16938 | 16940 | 16941 - Lucas Indiel: 223236 - Mazda: 808824722 | H83318X45 - Mitsubishi: MD607283 | MD608273 | M191T30974 | M191T33371 | M191T34071 | M191T35171 - Nissan: 23312Y0511 - Suzuki: 3132072031

0353

IMPULSOR DE PARTIDA DO MOTOR DE ARRANQUE  
STARTER DRIVE / IMPULSOR DE PARTIDA

FOTO / Photo pg. 156

## APLICAÇÃO / Application / Aplicación

Honda: Ballade 1500 1986...1990 | Civic 1300 16V 1991...1995 | Civic 1300, 1343cc D13B1 1987...1992 | Civic 1300 12V, 1335cc EW2/3 1983...1987 | Civic 1400 1987...1991 | Civic 1500 D15B2 1992...1995 | Civic 1500 D15Z 1995...2000 | Civic L4 1.3L 1342cc 82cid 1984...1987 | Civic L4 1.5L 1487cc 1984...1987 | Civic L4 1.5L 1491cc 91cid 1987 | Civic L4 1.5L 1493cc 1986 | Civic L4 1.5L 1493cc 1988...1991 | Civic L4 1.6L 1590cc 97cid 1988...1991 | CRX L4 1.5L 1493cc 1988...1991 | Wagovan L4 1.5L 1487cc 1984 | Wagovan L4 1.5L 1487cc 1986...1987 - Jacobsen: T422D Kubota D950 Diesel 1985...1996 - Kubota: Hauler KC5 ZH600B Dsl. Engine 1981...1999 | Mower Front F2100E D950 FM 21HP Dsl 1989...1995 | Mower Front F2000 D950 FM 20HP Dsl 1986...1994 | Mower Front F2100 D950 FM 21HP Dsl 1989...1995 | Tractor Compact B1550D D850 5B 17HP Dsl 1988...1996 | Tractor Compact B1550DT D850 5B 17HP Dsl 1988...1996 | Tractor Compact B1550DTEX D850 5B 17HP Dsl 1988...1996 | Tractor Compact B1550E D850 5B 17HP Dsl 1988...1996 | Tractor Compact B1550HSD D850 5B 17HP Dsl 1988...1997 | Tractor Compact B1550HSDT D850 5B 17HP Dsl 1988...1997 | Tractor Compact B1550HSE D850 5B 17HP Dsl 1988...1996 | Tractor Compact B1750DT D950 5B 20HP Dsl 1988...1996 | Tractor Compact B1750E D950 5B 20HP Dsl 1988...1996 | Tractor Compact B1750HSD D950 5B 20HP Dsl 1988...1996 | Tractor Compact B1750HSDT Kubota D950 5B 20HP Dsl 1988...1996 | Tractor Compact B1750HSE D950 5B 20HP Dsl 1988...1996 | Tractor Compact B20 D950AT 20HP Dsl 1990...1998 | Tractor Compact B20TL D950AT 20HP Dsl 1990...1998 | Tractor Compact B6000DT ZL600 14.5HP Dsl 1973...1977 | Tractor Compact B6000DTC ZL600 14.5HP Dsl 1975...1978 | Tractor Compact B6000E ZL600 14.5HP Dsl 1978...1984 | Tractor Compact B6100D D650 B 14HP Dsl 1978...1984 | Tractor Compact B6100DT D650 B 14HP Dsl 1978...1984 | Tractor Compact B6100E D650 B 14HP Dsl 1978...1984 | Tractor Compact B6100HSD D650 B 14HP Dsl 1981...1984 | Tractor Compact B6100HSE D650 B 14HP Dsl 1981...1984 | Tractor Compact B6100HST D650 B 14HP Dsl 1981...1984 | Tractor Compact B6100HSTE D650 B 14HP Dsl 1981...1984 | Tractor Compact B6100T D650 B 14HP Dsl 1981...1984 | Tractor Garden 2L600 2L600 1979...1990 | Tractor Garden G6200H D640 16HP Dsl 1986...1990 - Onan: Engine Medium Duty 2L600 Kubota 2L600 1979...1990 - Toyota: Carina 1.9L 1858cc 113cid 1971 | Celica L4 1.9L 1858cc 113cid 1969...1971 | Celica L4 1.9L 1898cc 1971 | Celica L4 2.0L 1968cc 1972...1974 | Celica L4 2.0L 1968cc 120cid 1972...1974 | Celica L4 2.2L 2189cc 1975...1980 | Corolla 1.9L 1858cc 1969...1971 | Corona L4 | Corona L4 1.9L 1897cc 116cid 1968...1970 | Corona L4 1.9L 1898cc 1968...1970 | Corona L4 2.0L 1968cc 1972...1974 | Corona L4 2.0L 1968cc 120cid 1972...1974 | Corona L4 2.2L 2189cc 1975...1980 | Crown | Europe Car Celica 2000 1973...1980 | Europe Car Corona 1500 1972...1978 | Europe Car Corona 1600 1972...1978 | Europe Car Corona 1700 1972...1975 | Europe Car Corona 1800 1972...1975 | Europe Car Corona 1900 1972...1975 | Europe Car Corona 2000 1972...1975 | FJ 60 | Hiace 2000 1978...1983 | Hilux 2000 1979...1984 | Pick Up L4 2.0L 1968cc 1972...1974 | Sprinter 1.3L 1290cc 1981...1982 | Starlet L4 1.5L 1452cc 1980...1986 | Tercel 1300 1982...1985 | Tercel 1500 1982...1988 | Tercel L4 1.5L 1452cc 3AC 1987...1988 | Tercel L4 1.5L 1456cc 3E 1988 | Tercel L4 1.9L 1858cc 113cid 1970...1971 | Truck Pick Up L4 | Truck Pick Up L4 1.9L 1858cc 1970...1971 | Truck Pick Up L4 1.9L 1897cc 116cid 1969...1970 | Truck Pick Up L4 1.9L 1898cc 1969 | Truck Pick Up L4 1.9L 1898cc 1969...1970 | Truck Pick Up L4 2.0L 1968cc 120cid 1972...1974 | Truck Pick Up L4 2.2L 2189cc 1975...1980 - Universal: Engine Marine 5421 Kubota D850 21 HP, 3 cil Dsl 1978...1981 | Engine Marine M25 Kubota D850 21 HP, 3 cil Dsl 1981...1986 | Engine Marine M25 XP Kubota D950 23HP, 3 cil Dsl 1986...1993 | Engine Marine M25 XPA Kubota D950 23HP, 3 cil Dsl 1994...1999

## MOTOR

Italacciai: 280002681

## EQUIVALENTE / Equivalent

Bosch: 1987BE0009 - Italacciai: SD183 | SD359 - Lester: 16215 | 16222 | 16224 | 16230 | 16238 | 16261 | 16766 | 16832 | 16843 | 17354 - Toyota: 2801141020 | 2801160041

0361

IMPULSOR DE PARTIDA DO MOTOR DE ARRANQUE  
STARTER DRIVE / IMPULSOR DE PARTIDA

FOTO / Photo pg. 156

## APLICAÇÃO / Application / Aplicación

BMW: 315 | 316 | 318 | 320 | 518 | 525 | 528 | 628 | 728 - Mercedes Benz: L207 | L307 - Peugeot: 404 Diesel - Toyota: Colt | Cressi DA | Galant

## MOTOR

Bosch: 0001208204 | 0001311100 | 0001311128 | 0001311146 | 0001314025 | 0001314027 | 0001314029 | 0001314033 | 0001314034 | 0001314035 | 0001314036 | 0001314038

## EQUIVALENTE / Equivalent

Bosch: 1006209406 | 1006209428 | 1006209449 | 1006209466 | 1006209472 | 9001692096 - Italacciai: SD345 | SD489 - Lester: 16616 | 16617 - Lucas: TMB450

0362

IMPULSOR DE PARTIDA DO MOTOR DE ARRANQUE  
STARTER DRIVE / IMPULSOR DE PARTIDA

FOTO / Photo pg. 157

## APLICAÇÃO / Application / Aplicación

Ford: Capri 1.3, 1.6, 2.0, 2000GT | Consul 2.0 | Escort RS 2000 | Granada 2.0

## MOTOR

Bosch: 0001311038 | 0001311048

## EQUIVALENTE / Equivalent

Bosch: 1006209108 | 2006209324 - Italacciai: SD037 - Lester: 16405 | 16595 - Lucas Indiel: 223602

0365

IMPULSOR DE PARTIDA DO MOTOR DE ARRANQUE  
STARTER DRIVE / IMPULSOR DE PARTIDA

FOTO / Photo pg. 157

## APLICAÇÃO / Application / Aplicación

Ford: Granada 1.9, 2.0 diesel - Peugeot: 504D | 505D Turbo | 604D Turbo

## MOTOR

Bosch: 0001362045 | 0001362061 | 0001362079 | 0001362086 | 0001363104 | 0001363126

## EQUIVALENTE / Equivalent

Bosch: 2006209473 - Italacciai: SD356 - Lester: 16715 - Lucas Indiel: 223605

0366

IMPULSOR DE PARTIDA DO MOTOR DE ARRANQUE  
STARTER DRIVE / IMPULSOR DE PARTIDA

FOTO / Photo pg. 157

## APLICAÇÃO / Application / Aplicación

Alfa Romeo: Alfa 6 2.5 TD | Alfetta 2.0 turbo diesel - Fiat: Magirus Iveco 50NC - KHD: D2506 | D3006 | DX50V | F3L911 | F3L912 - Lamborghini: DT503-603 | R503-603 | S503-603 - Mercedes Benz: 200D - MWM: D225 | D2262 | D2263 | D3272 | D3273 - Valmet: 101 | 102 | 103 | 104SU | 1051 | 1052 | 1053 | 1054SU | 112 | 113DAN | 12.5 | 15 | 18 | 195 | 198 | 20 | 24 | 25 | 295 | 298 | 30 | 32.5 | 395SV | HR488 HT2 | T1054SU

## MOTOR

Bosch: 0001362034 | 0001362036 | 0001362040 | 0001362041 | 0001362046 | 0001362050 | 0001362053 | 0001362072 | 0001362074 | 0001362075 | 0001362076 | 0001362091 | 0001362305 | 0001362308 | 0001362311 | 0001362313 | 0001362314 | 0001363002 | 0001363107 | 0001363109 | 0001363110 | 0001363112 | 0001363113 | 0001363115 | 0001366001 | 0001366004 | 0001366009 | 0001366014 | 0001366015 | 0001366017 | 0001366020 | 0001366022 | 0001369014

## EQUIVALENTE / Equivalent

Bosch: 2006209449 | 2006209469 | 2006209476 | 2006209485 - Italacciai: SD357 - John Deere: 19024524 - Lester: 17075 | 17105 | 17112 | 17159 | 18026 | 18121  
Lucas Indiel: 223311

0367

IMPULSOR DE PARTIDA DO MOTOR DE ARRANQUE  
STARTER DRIVE / IMPULSOR DE PARTIDA

FOTO / Photo pg. 157

## APLICAÇÃO / Application / Aplicación

BMW: 520 - Fiat: 1300S | 130NC | 130NR | 130NT | 150NC | 150NR | 150NT | 159NC | 159NR | 159NT | 65NC10 | 70NC10 | 75NC10 | 850 | 880 | 880DT  
Fiat Allis: S11 | S9 | SL11 | SL9 | SR9 - Fiat Iveco: Caminhão 110.13 | Caminhão 110.16 | Caminhão 120.13 | Caminhão 13.80 | Caminhão 130.13 | Caminhão 130.16 | Caminhão 16 | Caminhão 60.9 | Caminhão 80 | Caminhão 90.13 - KHD: D10006 | D130006 | D4006 | D4506 | D5006 | D6006 | D6206 | D6806 | D7006 | D7206 | D7506 | D8006 | DX100 | DX85 | DX90 | Intrac 2002...2004 - Lamborghini: 1356 | 1566 | 653 | 654 | 684 | 754 | 854 | 955 | DT804 | DT904 | R1056DT | R1156 | R1256DT | R804 | R904 - Mercedes Benz: 1017AF | 1017F | 1113B | 1217AF | 280S | 508DG | 608DG | 613D | 911B | L408DG | LP1013 | LP1113 | LP709 | LP809 | LP813 | LP913 | O302 | O309D | O371U | Trator MB1000 | Trator MB1300 | U100 | U1013 | U1200 | U1213 | U1300 | U1413 | U1500 | U1613 | U1700 | U800 | U900 - MWM: D22546 | D22646 | D3254 | D32746 | TD2266 - Scania: 50 | 80 | 81 | 82 | 85 | 86 | 92 | 93230 | 93250 | 93280 | Caminhão P93H | Caminhão P94 | Ônibus F94 | Ônibus L94 | P, R 124/400 | P, R 124/360 | P, R 124/420 | R 164/480 | R 164/580 - Volvo: 106SU MH 11 | 114 Dan | 1154 Dans | 1154M 12.8 | 1156 Dans | 1156M 12.8 | 116 Dan | 50KVA | 70KVA | B6 série DR860-861 | F84 | F85 | F86 | F87 | FL4 série | LM1240 | LM641 | LM841 | LM845 | LM846 | SM880 | T650 | T800 | T810 | T814 | VHK118

## MOTOR

Bosch: 0001362051 | 0001362063 | 0001362096 | 0001362097 | 0001362300 | 0001362306 | 0001362309 | 0001363116 | 0001366018 | 0001366021 | 0001367001 | 0001367004 | 0001367005 | 0001367007 | 0001367010 | 0001367011 | 0001367012 | 0001367014 | 0001367019 | 0001367021 | 0001367023 | 0001367026 | 0001367027 | 0001367030 | 0001367031 | 0001367033 | 0001367034 | 0001367039 | 0001367045 | 0001367046 | 0001367049 | 0001367050 | 0001367052 | 0001367059 | 0001367068 | 0001367074 | 0001367300 | 0001367301 | 0001368001 | 0001368002 | 0001368003 | 0001368005 | 0001368007 | 0001368008 | 0001368010 | 0001368011 | 0001368012 | 0001368013 | 0001368014 | 0001368017 | 0001368018 | 0001368021 | 0001368022 | 0001368024 | 0001368028 | 0001368030 | 0001368031 | 0001368032 | 0001368033 | 0001368035 | 0001368047 | 0001368055 | 0001368062 | 0001368063 | 0001368300 | 0001368301 | 0001368302 | 0001368307 | 0001368309 - Italacciai: 1362051

## EQUIVALENTE / Equivalent

Bosch: 2006209492 | 2006209530 | 2006209536 | 2006209930 | F000AL1897 - Cargo: 131065 - Fiat: 8122157 | 9959619 | 79034927 - Italacciai: SD443 - Lester: 16560 | 17073 | 17074 | 17106 | 17113 | 17127 | 17136 | 17184 | 17228 | 17320 | 18032 | 18229 | 18237 | 18250 - Lucas Indiel: 223312 - Remy: 19024520 | 19025715

0376

IMPULSOR DE PARTIDA DO MOTOR DE ARRANQUE  
STARTER DRIVE / IMPULSOR DE PARTIDA

FOTO / Photo pg. 157

## APLICAÇÃO / Application / Aplicación

Isuzu: KB10 Thermo King estacionário diesel | KBD 20 Diesel | KBD 25 2.0 Diesel | KBD 30 diesel - Jeep: Renegade - Komatsu: Varios fork lift - Massey Ferguson: 210-4  
Nissan: Especial/Special - TCM Equipment Ag: Forklift SD25Z1 - Toyota: Especial/Special

## MOTOR

Hitachi: S1224 | S1227 | S1246 | S1248 | S1256 | S1258 | S1259 | S1261 | S1282 | S1288 | S1306 | S1325 | S1328 | S1331 | S1333 | S1224A | S1241A | S1306A | S1333A | S1333B - Isuzu: 5811000571 | 5811000740 | 5811000800 | 5811000820 | 5811000990 | 5811001110 | 5811001111 | 5811001112 | 9821001520 | 9821001522 | 9821001830 | 9821001832 - Thermo King: 442918 | 445443

## EQUIVALENTE / Equivalent

Allis Chalmers: 2201850102 | 2201850192 | 22018501030 - Hitachi: 21203500 | 21207500 | 21207530 | 21207550 | 212035001 - Isuzu: 5811130170 | 5811230020 | 5811230070 | 5811230160 | 9821212380 - Lester: 17087 | 17089 | 17090 | 18064 - Lucas Indiel: 223237 - Thermo King: 442910

0382

IMPULSOR DE PARTIDA DO MOTOR DE ARRANQUE  
STARTER DRIVE / IMPULSOR DE PARTIDA

FOTO / Photo pg. 157

## APLICAÇÃO / Application / Aplicación

Isuzu: Cherry | Vanette

## MOTOR

Hitachi: S114161 | S114161B | S114161E | S114161F - Nissan: 23300M1052 | 23300M1500 | 23300M1501 | 23300M1502 | 23300M1503 | 23300M1510 | 23300M5901 | 23300M5903 | 23300M15001

## EQUIVALENTE / Equivalent

Hitachi: 211465004 | 211495002 - Lester: 16579 - Nissan: 23312M1500 | 23312M1501 | 23312M15001

0389

IMPULSOR DE PARTIDA DO MOTOR DE ARRANQUE  
STARTER DRIVE / IMPULSOR DE PARTIDA

FOTO / Photo pg. 157

## APLICAÇÃO / Application / Aplicación

Fiat: 130 Super | Argenta 1.6 | Brava 131 | Croma 1.6 | Duna | Europa | Fiorino | Nuova Argenta | Pick Up | Prêmio | Regata 1.3, 1.5, 1.6 | Restyling 132 | Ritmo 105 CT | Ritmo 125 TC | Ritmo 75 | Ritmo 85 | Spazio | Tipo 1.4 1400 DGT | Uno | Uno Turbo 147 | Weekend - Lancia: Beta 1.3, 1.6 | Delta 1.5 | Prisma 1.5 | Trevi 1.6 - Seat: 124 1.8 | 131 L 1.6

## MOTOR

Fiat: 4470378 | 82374433 - Italcacciai: 4469987 - Magneti Marelli: 63221308 | 63221338 | 63221400 | 63221401 | 63221430 | 63221431 | 63221508 | 63221538 | 63221637

## EQUIVALENTE / Equivalent

Bosch: 1987BE0010 - Fems: 1706126 - Fiat: 9937207 | 9941640 - Italcacciai: SD188 - Lucas Indiel: 228042

0392

IMPULSOR DE PARTIDA DO MOTOR DE ARRANQUE  
STARTER DRIVE / IMPULSOR DE PARTIDA

FOTO / Photo pg. 157

## APLICAÇÃO / Application / Aplicación

Asia Motors: 1135-1 | 1135-15 | 1135-50 | 1135-55 | 2135 | 2135-50 - Chrysler: Dodge C17 | Dodge C20 | Dodge C2662 | Dodge C2664 | Dodge T17 - Kawasaki: D10006 | D130006 | D4006 | D5006 | D6006 | D6206 | D6806 | D7006 | D7206 | D8006 | DX100 | DX85 | DX90 | Intrac 2002...2004 - Lamborghini: 904DT | C603 | DT704 | L603 | R1056DT | R704 | R804 - Renault: 210.20 | 230.20 | 230.26 | 250 | D17 | D20 - Valmet: 885 | HR688H | HR688HT | Trator 1180S com motor Valtra (importado) | Trator 1380S com motor Valtra (importado) | Trator 1680S com motor Valtra (importado) | Trator 885S com motor Valtra (importado) | Trator 985S com motor Valtra (importado) - Volkswagen: LT28 | LT31 | LT35

## MOTOR

Bosch: 0001359004 | 0001359053 | 0001359056 | 0001359060 | 0001359075 | 0001359076 | 0001359099 | 0001359106 | 0001359108 | 0001359112 | 0001359124 | 0001360029 | 0001360033 | 0001360041 | 0001360042 | 0001360054 | 0001360064 | 0001364101 | 0001364102 | 0001364103 | 0001364104 | 9000143305 | 9000453089

## EQUIVALENTE / Equivalent

Bosch: 2006209408 | 2006209423 | 2006209438 | 9002453010 | 9002453081 - Italcacciai: SD441 - Lester: 16565 | 16567 | 17113 | 17229 | 17258 | 18028 - Remy: 19024518

0394

IMPULSOR DE PARTIDA DO MOTOR DE ARRANQUE  
STARTER DRIVE / IMPULSOR DE PARTIDA

FOTO / Photo pg. 157

## APLICAÇÃO / Application / Aplicación

Fiat: 127 Brasile Diesel | 131 2.0 | 132 2.0 | CHT Turbo 2.0 | Croma 2000 | Duna | Fiorino Diesel | Panda Diesel | Spazio | Spyder 124 | Uno Diesel - Lancia: Delta HF4WD | Prisma 1.6 4WD | Thema 2000IE Turbo

## MOTOR

Fiat: 5991832 - Italcacciai: 5991832 - Magneti Marelli: 63221403 | 63221433 | 63221434 | 63221500 | 63221503 | 63221509 | 63221530 | 63221533 | 63221539 | 63221632 | 63221639 | 63221730 | 63221731

## EQUIVALENTE / Equivalent

Fiat: 9936050 | 9938235 | 9941642 - Italcacciai: SD187 - Lucas Indiel: 223240

0395

IMPULSOR DE PARTIDA DO MOTOR DE ARRANQUE  
STARTER DRIVE / IMPULSOR DE PARTIDA

FOTO / Photo pg. 157

## APLICAÇÃO / Application / Aplicación

BMW: 320 | 320i | 321i | 520 | 525 | 528 - Fiat: Nuova Ritmo Diesel | Regata Diesel | Ritmo Diesel - Seat: Ibiza Diesel | Ritmo Diesel | Ronda Diesel

## MOTOR

Fiat: 5933930 | 5996771 - Italcacciai: 5933930 - Magneti Marelli: 63223000 | 63223203 | 63223206 | 63223207 | 63223236 | 63223237 | 63223300 | 63223330 | 63223332

## EQUIVALENTE / Equivalent

Fiat: 9938328 | 9941467 - Italcacciai: SD185 - Lucas Indiel: 223241

0397

IMPULSOR DE PARTIDA DO MOTOR DE ARRANQUE  
STARTER DRIVE / IMPULSOR DE PARTIDA

FOTO / Photo pg. 157

## APLICAÇÃO / Application / Aplicación

Chrysler: Dodge 1500 - Peugeot: 404

## EQUIVALENTE / Equivalent

Bosch: 1987BE0034 - Fems: 170616 - Lucas Indiel: 221830

0398

IMPULSOR DE PARTIDA DO MOTOR DE ARRANQUE  
STARTER DRIVE / IMPULSOR DE PARTIDA

FOTO / Photo pg. 157

## APLICAÇÃO / Application / Aplicación

Bonser: D20 | D200K | D25 | D2500K - Fiat Iveco: 129.14 | 130.14 - Ford: A, D Series | Transit Diesel - Lancer: 300 Series | PD III A

0398

IMPULSOR DE PARTIDA DO MOTOR DE ARRANQUE  
STARTER DRIVE / IMPULSOR DE PARTIDA

FOTO / Photo pg. 157

## MOTOR

Lucas Indiel: 26317B/H | 26355A/J | 26356A/M | 26361A/E | 26388A/F | 26407A/F | 26317BDM50 | 26356ABM50 | 26407AEM50

## EQUIVALENTE / Equivalent

Italaccai: SD199 - Lucas: TMB116 | 54246340 | 54246739 | 54247184

0404

IMPULSOR DE PARTIDA DO MOTOR DE ARRANQUE  
STARTER DRIVE / IMPULSOR DE PARTIDA

FOTO / Photo pg. 157

## APLICAÇÃO / Application / Aplicación

Citroën: CX Athena | CX Reflex - Peugeot: 505 | 505 INJ | Estafette - Renault: Fuego | R12 | R16 | R18 | R20 | R4 | R5 | R6 | Rodeo | Trafic

## MOTOR

Ducellier: 6221A | 6231C | 532002 | 532003 | 532004 | 532008 | 532009 | 532010 | 532018 | 532000AB | 532008AB | 532009AB | 532010AB - Italaccai: 006231C

## EQUIVALENTE / Equivalent

Bendix: 310626 | 314529 - Bosch: 1987BE0035 - Ducellier: 611942 - Italaccai: SD500 - Lester: 16488 - Lucas Indiel: 223244 - Valeo: NE314

0406

IMPULSOR DE PARTIDA DO MOTOR DE ARRANQUE  
STARTER DRIVE / IMPULSOR DE PARTIDA

FOTO / Photo pg. 157

## APLICAÇÃO / Application / Aplicación

Ford: Granada 2.5 Diesel | Sierra D 2.3 - Peugeot: 404D | 504D | 505D turbo Turbo | 604D turbo Turbo - Toyota: Tagora TD

## MOTOR

Bosch: 0001317009 | 0001317010 | 0001317018

## EQUIVALENTE / Equivalent

Bosch: 1006209501 - Italaccai: SD311 - Lester: 16556

0407

IMPULSOR DE PARTIDA DO MOTOR DE ARRANQUE  
STARTER DRIVE / IMPULSOR DE PARTIDA

FOTO / Photo pg. 157

## APLICAÇÃO / Application / Aplicación

Alfa Romeo: 30AR8 | 32AR8 | 35AR8 | 40AR8 - Fiat: 131 | 132 | 238 1.8 | Argenta 2.5 | Campagnola | Nuova Argenta - Fiat Iveco: Daily 28.8 | Daily 30.8 | Daily 32.8 | Daily 35.8 | Daily 40.8 | Ducato - Renault: Trafic 4X4

## MOTOR

Fiat: 4692477 | 4699704 | 4699705 | 4701920 | 4702248 | 4706008 | 4706931 | 4710224 | 4711699 | 4713805 | 4713806 | 4713807 | 4737754 | 4737755 | 4737756 | 4741699 | 4745849 | 4745930 | 4752212 | 4752403 | 4752912 | 4759929 - Italaccai: 4699705 | 63216740MT67CA - Magneti Marelli: 63216701 | 63216703 | 63216707 | 63216725 | 63216726 | 63216727 | 63216740 | 63216808 | 63216810 | 63216825 | 63216826 | 63216827 | 63216873 | 63216898 | 63217101 | 63217104 | 63217105 | 63217118 | 63217119 | 63217120 | 63217125 | 63217147 | 63217201 | 63217225

## EQUIVALENTE / Equivalent

Fiat: 9000862 | 9927793 | 9929081 | 9935731 | 9936772 | 9957707 | 9986112 | 79023774 - Italaccai: SD125 | SD128 - Lester: 17111 | 17126 - Lucas Indiel: 221833

0408

IMPULSOR DE PARTIDA DO MOTOR DE ARRANQUE  
STARTER DRIVE / IMPULSOR DE PARTIDA

FOTO / Photo pg. 157

## APLICAÇÃO / Application / Aplicación

Agrale: Caminhão TX1600 ...12/1984 - Fiat: 127 0.9 | 127 1.05 | 127 Sport 1.3 | Fiorino TT 0.9 | Panda 30 | Panda 34 | Panda 45 | Panda 45 4X4 | Ritmo 60L141 | Uno 0.9 | Young - Seat: Fura | Panda

## MOTOR

Fiat: 5972684 - Italaccai: 4451826 - Magneti Marelli: 63220506 | 63220536 | 63220537 | 63220538

## EQUIVALENTE / Equivalent

Fiat: 9936996 | 9941751 - Italaccai: SD153

0411

IMPULSOR DE PARTIDA DO MOTOR DE ARRANQUE  
STARTER DRIVE / IMPULSOR DE PARTIDA

FOTO / Photo pg. 158

## APLICAÇÃO / Application / Aplicación

Allis Chalmers: ED 40 4 Cil 138 Diesel - Case: 1190 3 165 Diesel 1980...1983 | 1290 4 Cil 195 Diesel 1980...1983 | 1294 4 Cil 219 Diesel 1983...1984 | 1390 4 Cil 219 Diesel 1980...1983 | 1394 4 Cil 219 Diesel 1983...1988 | 1490 4 Cil 219 Diesel 1980...1983 | 1494 4 Cil 219 Diesel 1983...1988 | 380CK | 580F Construction King European | 770 3 146 Diesel 1965...1970 | 780 Diesel Engines 1980...1989 | 780 3 146 Diesel 1967...1971 | 850 3 154 Diesel 1960...1965 | 995 Farm Tractor 4 Cil 219 Diesel 1971...1976  
David Brown: 120 4 Cil 219 Diesel 1969...1971 | 1200 4 Cil 219 Diesel 1969...1971 | 1210 4 Cil 219 Diesel 1971...1980 | 1212 4 Cil 219 Diesel 1971...1976 | 12121 4 Cil 219 Diesel 1971...1976 | 770 3 146 Diesel 1965...1970 | 780 Diesel Engines 1980...1989 | 780 3 146 Diesel 1967...1971 | 781 3 146 Diesel 1967...1971 | 880 3 Cil 154 Diesel 1961...1971 | 885 3 Cil 164 Diesel 1971...1980 | 990 4 Cil 186 Diesel 1969...1980 | 991 4 Cil 186 Diesel 1972...1980 | 995 4 Cil 219 Diesel 1977...1980 | 996 4 Cil 219 Diesel 1971...1980 - Lister: PH Séries 1/2 / 3 Cil Diesel | SR4 Séries 4 Cil Diesel | ST1 Séries 1/2 / 3 Cil Diesel | ST2 Séries 1/2 / 3 Cil Diesel | ST3 Séries 1/2 / 3 Cil Diesel  
Massey Ferguson: MF 130 Perkins 4 107 Diesel 1966...1972

0411

IMPULSOR DE PARTIDA DO MOTOR DE ARRANQUE  
STARTER DRIVE / IMPULSOR DE PARTIDA

FOTO / Photo pg. 158

## MOTOR

Lucas Indiel: 26278H | 26301H | 27413A/D | 27421A/B | 27463A/D

## EQUIVALENTE / Equivalent

Italacciai: SD019 - Lester: 16664 | 16665 - Lucas: TMB124 | 54247396 | 60600077

0412

IMPULSOR DE PARTIDA DO MOTOR DE ARRANQUE  
STARTER DRIVE / IMPULSOR DE PARTIDA

FOTO / Photo pg. 158

## APLICAÇÃO / Application / Aplicación

Bedford: CA 1.6,2.0 | CF 1.6,2.0 - Daimler: Limousine | Sovereign - Ford: Capri | Consul | Granada | Transit - Jaguar: 420 E Type | XJ6 - Lotus: Eclat | Elite | Esprit - Morris: 1800 | 2200 | Ital 1.7 | Marina 1.8 - Princess: 1700 | 1800 | 2000 | 2200 - Reliant: Scimitar - Triumph: 2000 | 2500 | TR 6 - TVR: 3000 | Vixen Vauxhall: Cresta | Firenza | Magnum | Victor - Wolseley: 18/22 Séries | 18/85 Séries | Six

## MOTOR

Lucas Indiel: 25742A | 25755A | 25756A | 25619A/K | 25642A/F | 25647A/L | 25651A/B | 25662A/E | 25674A/E | 25684A/J | 25686A/H | 25689A/J | 25692A/J | 25695A/F | 25699A/J | 25704A/D | 25706A/D | 25707A/D | 25710A/D | 25714A/D | 25718A/D | 25719A/D | 25720A/D | 25722A/D | 25728A/D | 25729A/D | 25734A/D | 25739A/D | 25743A/D | 25624AF2M100 | 25743AD3M100

## EQUIVALENTE / Equivalent

Lester: 16166 | 16173 | 16284 - Lucas: TNB142 | TNB147 | TNB149 | 54243657 | 54246252 | 54249032 | 54249041 | 54249043 | 54262658

0414

IMPULSOR DE PARTIDA DO MOTOR DE ARRANQUE  
STARTER DRIVE / IMPULSOR DE PARTIDA

FOTO / Photo pg. 158

## APLICAÇÃO / Application / Aplicación

MG Car: MGB L4 1.8L 1798cc 1968...1971 | MGB L4 1.8L 1798cc 110cid 1968...1971

## MOTOR

Lucas Indiel: 25705AD2M100 | 25732BE2M100

## EQUIVALENTE / Equivalent

Lester: 16164 - Lucas: TNB145 | 54247179 | 54249035

0417

IMPULSOR DE PARTIDA DO MOTOR DE ARRANQUE  
STARTER DRIVE / IMPULSOR DE PARTIDA

FOTO / Photo pg. 158

## APLICAÇÃO / Application / Aplicación

Bomag: BW 905 SH/SL - Deutz: Engine Marine Various Models F2L511 1.7L 1650cc 1963...1975 - KHD: Engines F2L511 1.7L 1650cc 1963...1975 - Mercedes Benz: 0302-0352 Ototubus

## MOTOR

Bosch: 0001314017

## EQUIVALENTE / Equivalent

Bosch: 1006209436 - Lester: 16787

0419

IMPULSOR DE PARTIDA DO MOTOR DE ARRANQUE  
STARTER DRIVE / IMPULSOR DE PARTIDA

FOTO / Photo pg. 158

## APLICAÇÃO / Application / Aplicación

Dodge: Trucks S Séries - Ford: Cargo Séries - Hanomag: 20 | 22C | 30 | 33C | 400D - Linde: H20 | H25 | H30 - Yanmar Engine Marine: F1400 DF

## MOTOR

Bosch: 0001362093 | 0001367006 | 0001367022 | 0001367035 | 0001367041 | 0001367042 | 0001367055 | 0001367056 | 0001367063 | 0001368026 | 0001368027 | 0001368036 | 0001368038 | 0001368051 | 0001369015 | 0001369023 | 0001369200 | 0001369201

## EQUIVALENTE / Equivalent

Bosch: 2006209462 | 2006209499 - Cargo: 138312 - Lester: 17077 | 18024

0420

IMPULSOR DE PARTIDA DO MOTOR DE ARRANQUE  
STARTER DRIVE / IMPULSOR DE PARTIDA

FOTO / Photo pg. 158

## APLICAÇÃO / Application / Aplicación

Audi: 4000 Diesel | 4000 Diesel turbo | 80D | 80D Turbo - Opel: Ascona C 1.6 D | Kadett D 1.6 D - Volkswagen: Amazon Diesel | Passat Diesel turbo | Santana Diesel turbo

## MOTOR

Bosch: 0001316004 | 0001317007 | 0001317008 | 0001317013 | 0001317022 | 0001317025

## EQUIVALENTE / Equivalent

Bosch: 1006209500 - Cargo: 131102 - Italacciai: SD310 - Lester: 16623 | 17016 - Lucas: TMB454 - Lucas Indiel: 223249



0426

IMPULSOR DE PARTIDA DO MOTOR DE ARRANQUE  
STARTER DRIVE / IMPULSOR DE PARTIDA

FOTO / Photo pg. 158

## APLICAÇÃO / Application / Aplicación

Mazda: Especial/Special

## MOTOR

Mazda: 489318400B | 489318400D | 489318400E - Mitsubishi: M3T10473 | M3T10475 | M3T10476

## EQUIVALENTE / Equivalent

Lester: 16795 - Lucas Indiel: 223644 - Mazda: 489324722 - Mitsubishi: M191T31071 | M191T35271

0428

IMPULSOR DE PARTIDA DO MOTOR DE ARRANQUE  
STARTER DRIVE / IMPULSOR DE PARTIDA

FOTO / Photo pg. 158

## APLICAÇÃO / Application / Aplicación

Volkswagen: Kombi | Transporter 1600 1981...1992 | Transporter 1700 1986...1992 | Vanagon L4 1.6L 1588cc 97cid Diesel 1982...1984

## MOTOR

Bosch: 0001317011 | 0001317012 | 0001317016 | 0001317017

## EQUIVALENTE / Equivalent

Bosch: 1006209502 - Lester: 16961

0429

IMPULSOR DE PARTIDA DO MOTOR DE ARRANQUE  
STARTER DRIVE / IMPULSOR DE PARTIDA

FOTO / Photo pg. 158

## APLICAÇÃO / Application / Aplicación

TCM Equipment Lift Truck: FG35N3 0000

## MOTOR

Hitachi: S114184 - Nissan: 23300C0600

## EQUIVALENTE / Equivalent

Hitachi: 211415003 - Lester: 18110 - Nissan: 23312C0600

0433

IMPULSOR DE PARTIDA DO MOTOR DE ARRANQUE  
STARTER DRIVE / IMPULSOR DE PARTIDA

FOTO / Photo pg. 158

## APLICAÇÃO / Application / Aplicación

Buick: Century V6 3.8L 3800cc 231cid 1984...1985 | Electra V6 3.8L 3800cc 231cid 1985 | LeSabre V6 3.0L 181cid 1986 | Skylark V6 3.0L 181cid 1986 | Somerset Regal V6 3.0L 181cid 1985 | Somerset V6 3.0L 181cid 1986 - Oldsmobile: 98 V6 3.8L 3800cc 231cid 1985 | Calais V6 3.0L 181cid VIN L 1985...1986 | Cutlass Ciera V6 3.8L 3800cc 231cid 1984...1985 | Delta 88 V6 3.0L 181cid 1986 - Pontiac: Grand Am V6 3.0L 181cid 1985

## EQUIVALENTE / Equivalent

Lester: 6307 | 6308 | 6309 | 6310 | 6312 | 6313 | 6315 | 6316 | 6318 | 6319 | 6327 | 6330 | 6331 | 6426 - Remy: D2032 | 1984511

0438

IMPULSOR DE PARTIDA DO MOTOR DE ARRANQUE  
STARTER DRIVE / IMPULSOR DE PARTIDA

FOTO / Photo pg. 158

## APLICAÇÃO / Application / Aplicación

Deutz: Especial/Special - Fiat: Turbo - Mercedes Benz: Especial/Special

## EQUIVALENTE / Equivalent

Lucas Indiel: 228204 - Nashville: 45210100

0440

IMPULSOR DE PARTIDA DO MOTOR DE ARRANQUE  
STARTER DRIVE / IMPULSOR DE PARTIDA

FOTO / Photo pg. 158

## APLICAÇÃO / Application / Aplicación

Deutz: Especial/Special - Ford: Especial/Special - Mercedes Benz: Caminhões | Especial/Special | Ônibus | Tratores

## EQUIVALENTE / Equivalent

Lucas Indiel: 222901

0442

IMPULSOR DE PARTIDA DO MOTOR DE ARRANQUE  
STARTER DRIVE / IMPULSOR DE PARTIDA

FOTO / Photo pg. 158

## APLICAÇÃO / Application / Aplicación

Peugeot: 304 | 305 - Porsche: 924 | 944

## MOTOR

Bosch: 0001208213 | 0001208222 | 0001311134 | 0001311135 | 0001311138 | 0001314022

## EQUIVALENTE / Equivalent

Bosch: 1006209448

0443

IMPULSOR DE PARTIDA DO MOTOR DE ARRANQUE  
STARTER DRIVE / IMPULSOR DE PARTIDA

FOTO / Photo pg. 158

## APLICAÇÃO / Application / Aplicación

Renault: R11 | R18 | R21 | R9 - Volkswagen: Gacel GL e GS Carat

## EQUIVALENTE / Equivalent

Bosch: 1987BE0038 - Lucas Indiel: 221901 - Tria: ZAE911335

0445

IMPULSOR DE PARTIDA DO MOTOR DE ARRANQUE  
STARTER DRIVE / IMPULSOR DE PARTIDA

FOTO / Photo pg. 158

## APLICAÇÃO / Application / Aplicación

Renault: Fuego com Motor 1.4, 2.0 e 2.2 | Nevada com Motor 1.4, 2.0 e 2.2 | Renault 12 com Motor 1.4, 1.8, 2.1 | Renault 4 com Motor 1.4, 1.8, 2.1 | Renault 6 com Motor 1.4, 1.8, 2.1 | Trafic com Motor 1.4, 2.0 e 2.2

## EQUIVALENTE / Equivalent

Bosch: 1987BE0012 - Lucas: 27330 - Lucas Indiel: 227330 | 35257330

0447

IMPULSOR DE PARTIDA DO MOTOR DE ARRANQUE  
STARTER DRIVE / IMPULSOR DE PARTIDA

FOTO / Photo pg. 158

## APLICAÇÃO / Application / Aplicación

Alfa Romeo: Giulia Diesel - Lamborghini: 784DT | C352 | C362 | C453 | C503 | C533 | C653 | DT235 | DT653 | L503 | LL503 | R235 | R483 | R653 | S235 | S503 - Valmet: 20KVA | HR392A | HR488H | HR488HT | HR488HTA | HR492A | HR492HT | HT9

## MOTOR

Bosch: 0001362035 | 0001362042 | 0001362059 | 0001362092 | 0001362095 | 0001363105 | 0001363117 | 0001363125 | 0001366011 | 0001366012 | 0001366024 | 0001366027

## EQUIVALENTE / Equivalent

Bosch: 2006209475 - Italacciai: SD016 - Lester: 17114 | 18120 - Lucas Indiel: 223657

0449

IMPULSOR DE PARTIDA DO MOTOR DE ARRANQUE  
STARTER DRIVE / IMPULSOR DE PARTIDA

FOTO / Photo pg. 159

## APLICAÇÃO / Application / Aplicación

Land Rover: 90, 110 Diesel

## EQUIVALENTE / Equivalent

Lucas: TMB150 | 54267317

0450

IMPULSOR DE PARTIDA DO MOTOR DE ARRANQUE  
STARTER DRIVE / IMPULSOR DE PARTIDA

FOTO / Photo pg. 159

## APLICAÇÃO / Application / Aplicación

Hyster: Empilhadeira com motor 60XM | Empilhadeira com motor H45 - Hyundai: Accent GLS | Excel | Pony | Sonata 2.4 e 3.0 | Stellar - Kia: Picanto FLEX 2010 | Sephia GTX 1.5 16V 1994... | Sephia SLX 1.6 8V 1994... | Sportage com motor OHC 16V a gasolina - Mazda: 323 1.3 e 1.5 | MX 5 (Miata) 1.6 e 1.8 - Mitsubishi: Celeste com motor GP 25/30 | Galant com motor GP 25/30 | Sapporo com motor GP 25/30 | Starion com motor GP 25/30 | Tredia com motor GP 25/30 - Suzuki: Samurai | Sidekick 1994 | SJ 410 | SJ 413 | Vitara 1.6 16V

## MOTOR

Ford: SAI761 | SAI772 | SAI773 | SAI780 | SAI783 | SAI788 | B65818400 | B35918400A | B63018400A | B67618400A | E9BZ11002A | E9JY11002A | F0BY11002B | F0BZ11002B | F0JY11002A | F1JY11002A | F7GZ11002A | F9JY11002A - General Motors/Chevrolet: 30001695 - Mazda: 478010400 | 478018400 | B30318400 | B35918400 | B50518400 | B59318400 | B61P18400 | B63018400 | B67618400 | D53018400 | E35618400 | E35718400 | F24018400 | F8B18400A | 478018400A | B30318400A | B31518400A | B31518400B | B61R18400A | B63018400A | B67618400A | B67618400B | B6S818400A | D50518400B | E35618400B | F24018400B | F85018400E | F8B118400A | F8B118400B | F8B118400C | FE0518400C | FE1J18400A | FE5018400E | FE5A18400A - Mitsubishi: M2T322 | M3T244 | 1368852 | MD81567 | M2T30581 | M2T30583 | M2T32281 | M2T40081 | M2T42881 | M2T44081 | M2T48081 | M2T49881 | M3M32722 | M3M32782 | M3C38882 | M3T21281 | M3T21381 | M3T21781 | M3T21882 | M3T22581 | M3T24482 | M3T25885 | M3T27786 | M3T29482 | M3T30581 | M3T30583 | M3T30681 | M3T30881 | M3T30981 | M3T32588 | M3T32589 | M3T32591 | M3T32592 | M3T32593 | M3T33182 | M3T33281 | M3T33282 | M3T3586D | M3T38082 | M3T38181 | M3T38381 | M3T38481 | M3T38581 | M3T38682 | M3T38881 | M3T38882 | M3T38883 | M3T38884 | M3T38885 | M3T38981 | M3T38982 | M3T39385 | M3T39481 | M3T39523 | M3T39981 | M3T41081 | M3T41083 | M3T41088 | M3T41181 | M3T41185 | M3T41186 | M3T41282 | M3T41285 | M3T41681 | M3T42781 | M3T42881 | M3T43381 | M3T43481 | M3T43581 | M3T48181 | M3T49381 | M3T49581 | M3T49585 | M3T49781 | M3T70081 | M3V38881 | M3V38882 | M3Y24482 | MD016729 | MD016851 | MD016863 | MD066761 | MD081567 | MD081568 | MD100431 | MD101219 | MD107614 | MD107615 | MD161437 | MD162836 | MD162837 | MD162838 | MD164866 | MD180238 | MD180239 | MD189054 | MD192222 | MD192228 | 901286806 | M3MT30583 | M3T016851 | M3T016863 | M3T066761 | M3T14482J | M3T162838 | M3T164866 | M3T189054 | M3T21281D | M3T21381D | M3T21781D | M3T21882D | M3T24482H | M3T24482K | M3T24486H | M3T25252H | M3T25282H | M3T25285A | M3T25885A | M3T27686D | M3T29482D | M3T302589 | M3T32782D | M3T388682 | M3T38881A | M3T38881B | M3T38881C | M3T38882A | M3T38882B | M3T38882C | MD 100431 | M3T4010081 - Nissan: 2330000H10 | 2330000H11 | 2330005H11 | 2330041B70 | 2330042L11 | 2330042L13 | 2330042L14 | 2330060S10 | 23300D0214 | 23300L2912 | 23300P5113 | 23300P5114 | 23300T5070 | 23300T5072 | 23300W0413 | 23300W0417 | 23300Y0715 - Suzuki: 3110080091 | 3110083010 | 3110083021

**0450**IMPULSOR DE PARTIDA DO MOTOR DE ARRANQUE  
STARTER DRIVE / IMPULSOR DE PARTIDA

FOTO / Photo pg. 159

**EQUIVALENTE / Equivalent**

Bosch: 1987BE0013 - Cargo: 132005 - Ford: SDE332 | E7GZ11350A - General Motors/Chevrolet: 96063635 - Lester: 16514 | 16522 | 16708 | 16794 | 16795 | 16922 | 16938 | 16940 | 16941 | 16966 | 16971 | 17181 | 17212 | 17288 | 17662 - Lucas Indiel: 223252 - Mazda: B63018X45 | E35618X45 - Mitsubishi: MD607894 | MD611372 | M191T22071 | M191T22371 | M191T22771 | M191T22971 | M191T23071 | M191T23471 - Nissan: 2335442L10 | 2335442L11 - Suzuki: 3132079030 | 3132082130 | 3132082139

**0451**IMPULSOR DE PARTIDA DO MOTOR DE ARRANQUE  
STARTER DRIVE / IMPULSOR DE PARTIDA

FOTO / Photo pg. 159

**APLICAÇÃO / Application / Aplicación**

Renault: R4,R5,R6,F6 - Seat: 127 0.9 - Talbot: Especial/Special

**MOTOR**

Femsa: MTV124 | MTV126 | MTV128 | MTA1219 | MTA1237 | MTA1238 | MTA1239 | MTA1243 | MTA12P19 - Italacciai: MTA01219

**EQUIVALENTE / Equivalent**

Bosch: 9001336223 - Femsa: 1706115 - Italacciai: SD427

**0453**IMPULSOR DE PARTIDA DO MOTOR DE ARRANQUE  
STARTER DRIVE / IMPULSOR DE PARTIDA

FOTO / Photo pg. 159

**APLICAÇÃO / Application / Aplicación**

Fiat: 600

**MOTOR**

Italacciai: MTA1201

**EQUIVALENTE / Equivalent**

Bosch: 9001336203 - Femsa: 9328 - Italacciai: SD119 - Lucas Indiel: 223254

**0454**IMPULSOR DE PARTIDA DO MOTOR DE ARRANQUE  
STARTER DRIVE / IMPULSOR DE PARTIDA

FOTO / Photo pg. 159

**APLICAÇÃO / Application / Aplicación**

General Motors/Chevrolet: Silverado 1981

**EQUIVALENTE / Equivalent**

Lester: 3601 | 3725 | 3741 | 3742 | 3764 | 6305 | 6343 | 6346 | 6541 - Lucas Indiel: 223659 - Remy: S5894

**0455**IMPULSOR DE PARTIDA DO MOTOR DE ARRANQUE  
STARTER DRIVE / IMPULSOR DE PARTIDA

FOTO / Photo pg. 159

**APLICAÇÃO / Application / Aplicación**

Ford: Escort GL L4 1.9 gasolina 1985 | Escort GL L4 1.9 gasolina 1987 | Escort GL L4 1.9 gasolina 1988 | Escort GT L4 1.9 gasolina 1986 | Escort GT L4 1.9 gasolina 1987 | Escort GT L4 1.9 gasolina 1988 | Escort GT L4 1.9 gasolina 1989 | Escort GT L4 1.9 gasolina 1990 | Escort L L4 1.9 gasolina 1985 | Escort L L4 1.9 gasolina 1986 | Escort LX L4 1.9 gasolina 1986 | Escort LX L4 1.9 gasolina 1988 | Escort LX L4 1.9 gasolina 1989 | Escort LX L4 1.9 gasolina 1990 | Escort Pony L4 1.9 gasolina 1987 | Escort Pony L4 1.9 gasolina 1988 | Escort Pony L4 1.9 gasolina 1989 | Escort Pony L4 1.9 gasolina 1990 - Mercury: Lynx XR3 L4 1.9 gasolina 1986 | Lynx XR3 L4 1.9 gasolina 1987

**MOTOR**

Ford: E3FZ11002A | E6FZ11002A | E6EF11001AA

**EQUIVALENTE / Equivalent**

Bosch: 1987BE0014 - Ford: E6FZ11350A | E6EF11350AA - Lester: 3196

**0458**IMPULSOR DE PARTIDA DO MOTOR DE ARRANQUE  
STARTER DRIVE / IMPULSOR DE PARTIDA

FOTO / Photo pg. 159

**APLICAÇÃO / Application / Aplicación**

Citroën: C2 | C3

**EQUIVALENTE / Equivalent**

Lucas Indiel: 221192 - Paris Rhone: 54457

**0459**IMPULSOR DE PARTIDA DO MOTOR DE ARRANQUE  
STARTER DRIVE / IMPULSOR DE PARTIDA

FOTO / Photo pg. 159

**APLICAÇÃO / Application / Aplicación**

Peugeot: Pick Up 504 Diesel 1.3 Ton

**MOTOR**

Nippondenso: 290996200

**0459**IMPULSOR DE PARTIDA DO MOTOR DE ARRANQUE  
STARTER DRIVE / IMPULSOR DE PARTIDA

FOTO / Photo pg. 159

EQUIVALENTE / Equivalent

Bosch: 1987BE0015 - Lucas Indiel: 35257707

**0460**IMPULSOR DE PARTIDA DO MOTOR DE ARRANQUE  
STARTER DRIVE / IMPULSOR DE PARTIDA

FOTO / Photo pg. 159

APLICAÇÃO / Application / Aplicación

Peugeot: 504 Diesel

MOTOR

Bosch: 0001359021 | 0001362081 | 0001362602 | 0001362603 | 0001362606 | 0001362607

EQUIVALENTE / Equivalent

Bosch: 2006209431 - Italacciai: SD350 | SD354 - Lester: 16752 - Lucas Indiel: 223256

**0461**IMPULSOR DE PARTIDA DO MOTOR DE ARRANQUE  
STARTER DRIVE / IMPULSOR DE PARTIDA

FOTO / Photo pg. 159

APLICAÇÃO / Application / Aplicación

Peugeot: 504 Diesel

MOTOR

Italacciai: D11E191 - Paris Rhone: D11E191

EQUIVALENTE / Equivalent

Italacciai: SD804 - Lucas Indiel: 221291 | 223664 | 227336 - Paris Rhone: 105325

**0462**IMPULSOR DE PARTIDA DO MOTOR DE ARRANQUE  
STARTER DRIVE / IMPULSOR DE PARTIDA

FOTO / Photo pg. 159

APLICAÇÃO / Application / Aplicación

Borgward: Especial/Special - Peugeot: Especial/Special

EQUIVALENTE / Equivalent

Lucas Indiel: 227336 | 35257336

**0463**IMPULSOR DE PARTIDA DO MOTOR DE ARRANQUE  
STARTER DRIVE / IMPULSOR DE PARTIDA

FOTO / Photo pg. 159

APLICAÇÃO / Application / Aplicación

Dodge: Dodge 1500 - Peugeot: 404 | 404/8 | 504 | J7

MOTOR

Ducellier: 6020 | 6035 | 6081 | 6020E | 6020F | 6035F | 6081E | 6081F

EQUIVALENTE / Equivalent

Bendix: 281025 | 293422 - Ducellier: 73893 - Italacciai: SD040 - Lucas Indiel: 227344 - Paris Rhone: 97584 | 103790 - Valeo: NE563 | NE584

**0467**IMPULSOR DE PARTIDA DO MOTOR DE ARRANQUE  
STARTER DRIVE / IMPULSOR DE PARTIDA

FOTO / Photo pg. 159

APLICAÇÃO / Application / Aplicación

Ford: Escort GL | Escort Guaruja | Ghia 1.6 e 1.8 - Renault: Clio - Volkswagen: Carat | Gacel GL, GS | Gol | Santana | Senda

MOTOR

Lucas Indiel: 35257510 | 35257790 | 35257890 | 35258060 | 35258180 | 35258290 | 35258340

EQUIVALENTE / Equivalent

Bosch: 1987BE0040 - Lucas Indiel: 227783 | 228133 | 35257521 | 35257783 | 35258133

**0468**IMPULSOR DE PARTIDA DO MOTOR DE ARRANQUE  
STARTER DRIVE / IMPULSOR DE PARTIDA

FOTO / Photo pg. 159

APLICAÇÃO / Application / Aplicación

Renault: 19 1.6 | 21 2000 | 21GTX | CL3 1.6 Argentino | Fuego com motor 2000 Argentino e Brasileiro | Linea 21 2.2 | R 11 | R 12 | R 18 | R 9 | R19 | RFS | Trafic 2.2

MOTOR

Lucas Indiel: 35258380

EQUIVALENTE / Equivalent

Bosch: 1987BE0016 - Lucas Indiel: 227785 | 228139 | 35257525 | 35258139

0469

IMPULSOR DE PARTIDA DO MOTOR DE ARRANQUE  
STARTER DRIVE / IMPULSOR DE PARTIDA

FOTO / Photo pg. 159

## APLICAÇÃO / Application / Aplicación

Ford: Sierra Ghia 1.6 | Sierra L 1.6 - Volkswagen: Apollo Classic

## EQUIVALENTE / Equivalent

Lucas Indiel: 228134 | 35257650 | 35258393

0474

IMPULSOR DE PARTIDA DO MOTOR DE ARRANQUE  
STARTER DRIVE / IMPULSOR DE PARTIDA

FOTO / Photo pg. 159

## APLICAÇÃO / Application / Aplicación

Audi: 4000 TD | 80 1.6 D | 80 1.6 TD - Opel: Astra 1.7 D | kadett D/E 1.7 D | Vectra - Vauxhall: Astra D | Cavalier D - Volkswagen: Passat | Quantum | Santana

## EQUIVALENTE / Equivalent

Bosch: 9001066239

0475

IMPULSOR DE PARTIDA DO MOTOR DE ARRANQUE  
STARTER DRIVE / IMPULSOR DE PARTIDA

FOTO / Photo pg. 160

## APLICAÇÃO / Application / Aplicación

Audi: A3 1.6, 1.8 e 2.0 | A6 1.6, 1.8 e 2.0 - BMW: 316i | 318i | 320i | 325i | 518i | 520i | 523i | 525i | 528i | 728i - Ford: Laser | Meteor | Transit 1.6, 2.0 | VL com odore - Jaguar: Daimler | Sovereign 2.9 - 3.6 - Lamborghini: 9LD 625 - Land Rover: Defender 2.5 - Mazda: 323 1.3 - 1.5 626/EGi - Nissan: Skyline Australian - Toyota: Corolla

## MOTOR

Bosch: 0001107033 | 0001108042 | 0001108054 | 0001108063 | 0001108065 | 0001108100 | 0001108108 | 0001108115 | 0001108117 | 0001108129 | 0001108131 | 0001108145 | 0001109009 | 0001110011 | 0001110028 | 0001110041 | 0001110042 | 0001110111 | 0001115035

## EQUIVALENTE / Equivalent

Bosch: 1006209534 | 1006209547 | 1006209549 | 1006209554 | 1006209559 | 9001066242 | 9001066247 | 9001066248 | 9001066476 | 9001690111 - Lester: 17148 | 17149 | 17236 | 17237 - Lucas: TMB554 - Lucas Indiel: 223259

0482

IMPULSOR DE PARTIDA DO MOTOR DE ARRANQUE  
STARTER DRIVE / IMPULSOR DE PARTIDA

FOTO / Photo pg. 160

## APLICAÇÃO / Application / Aplicación

Alfa Romeo: Alfa 164 2.0 | Alfa 164 3.0 | Alfa 33 1.3, 1.5, 1.6 | Alfa 75 2.0 | Alfa 90 2.0 - Audi: 100 | 100INJ | 200 | 80 1.6, 1.8 e 1.9 | 80D | 80INL | 80TD | 90 | 90D | Coupe 1.6 | Quattro - BMW: 325E | 325i | 525E | 90 | 900 | 900 Turbo | 900 Turbo 16 | 9000 | 900INJ - Citroën: AX 07/1993... | BX14 07/1993... | BX16 07/1993... | LNA 11 07/1993... | Visa 10 07/1993... | Visa 11 07/1993... | Visa 14 ZX 1.9i, 2.0i 07/1993... - Fiat: Marea ELX 1.9 JTD | Marea Weekend ELX 1.9 JTD | Palio EX/ ELX Turbo Diesel | Palio SX 1.7 Turbo Diesel | Palio Weekend ELX Turbo Diesel | Panda 1000 | Panda 750 | Siena EX/ ELX Turbo Diesel | Stilo 1.9 JTD | Strada 1.7 Turbo Diesel | Uno 45 - Ford: Capri 2.3 | Granada 2.0, 2.3, 2.4, 2.8, 2.9 | Scorpio 2.4, 2.8, 2.8 INJ, 2.9, 2.9 4X4 | Sierra 2.0, 2.3, 2.3 INJ, 2.8, 2.8 4X4, 2.9 - General Motors/Chevrolet: Corsa 1.0, 1.4 | Omega 3.0, 4.1 | Omega Suprema 2.2, 3.0 | Silverado 4.1 - Lancia: Thema 8.32 - Mercedes Benz: 190 | 190E | 200 | 230 - Opel: Ascona Diesel | Ascona C20 | Kadett Diesel | Omega 1.8, 2.0 - Peugeot: 205 | 305 | 309 | 405 | 505 - Renault: R11 | R18 | R18 turbo | R9 | Trafic | Twingo 1.2 1239ccm C3G 1992...1997 - Volkswagen: Derby | Gol | Golf 1.1, 1.3 | Jetta 1.3 | Kombi | Passat 1.6, 1.8 | Polo Diesel 1.0, 1.3 | Santana | Satation Wagon Diesel (USA) 1.6 | Scirocco | Transporter 1.6 Diesel | Voyage - Volvo: 740 2.0 e 2.3

## MOTOR

Bosch: 000114004 | 0001108001 | 0001108002 | 0001108003 | 0001108007 | 0001108009 | 0001108010 | 0001108011 | 0001108012 | 0001108016 | 0001108017 | 0001108018 | 0001108019 | 0001108022 | 0001108023 | 0001108024 | 0001108026 | 0001108027 | 0001108028 | 0001108029 | 0001108030 | 0001108031 | 0001108035 | 0001108038 | 0001108043 | 0001108044 | 0001108047 | 0001108048 | 0001108051 | 0001108052 | 0001108053 | 0001108056 | 0001108061 | 0001108062 | 0001108064 | 0001108072 | 0001108073 | 0001108074 | 0001108078 | 0001108079 | 0001108080 | 0001108081 | 0001108085 | 0001108086 | 0001108088 | 0001108089 | 0001108090 | 0001108093 | 0001108098 | 0001108101 | 0001108102 | 0001108107 | 0001108112 | 0001108113 | 0001108120 | 0001108124 | 0001108125 | 0001108126 | 0001108130 | 0001108136 | 0001108143 | 0001108148 | 0001108149 | 0001108150 | 0001108153 | 0001110012 | 0001110022 | 0001110023 | 0001110027 | 0001110029 | 0001110030 | 0001110045 | 0001110046 | 0001110048 | 0001110049 | 0001110052 | 0001110100 | 0001110101 | 0001110106 | 0001110107 | 0001110122 | 0001110128 | 0001112005 | 0001112007 | 0001112008 | 0001112013 | 0001112015 | 0001112021 | 0001112025 | 0001112027 | 0001112028 | 0001112029 | 0001113001 | 0001113004 | 0001113007 | 0001113013 | 0001114003 | 0001114015 | 0001114016 | 0001208501 | 0001208507 | 0001208510 | 0001208515 | 0001208516 | 0001208517 | 0001208518 | 0001208528 | 0001208705 | 0001208707 | 0001208709 | 0001208710 | 0001208711 | 0001208713 | 0001208714 | 0001208717 | 0001211500 | 0001211501 | 0001211502 | 0001211503 | 0001211504 | 0001211505 | 0001211510 | 0001211514 | 0001211525 | 0001211536 | 9000333104 | 9000333106 | 9000333109 | 9000333114 | 9000333117

## EQUIVALENTE / Equivalent

Bosch: 1006209503 | 1006209504 | 1006209506 | 1006209509 | 1006209513 | 1006209526 | 1006209528 | 1006209530 | 1006209531 | 1006209533 | 1006209536 | 1006209548 | 1006209563 | 1006209567 | 1006209570 | 1006209572 | 1006209573 | 1006209582 | 1006209597 | 1006209598 | 1006209619 | 1006209684 | 1006209685 | 1006209693 | 1006209700 | 1006209701 | 1006209705 | 1006209709 | 1006209939 | F000AL1516 | F000AL1534 | F000AL1698 | F000AL1700 - Cargo: 131104 - Fiat: 9941314 - General Motors/Chevrolet: 90273737 - Italacciai: SD437 - Lester: 16401 | 16408 | 16619 | 16952 | 16956 | 16980 | 17011 | 17013 | 17039 | 17124 | 17135 | 17140 | 17157 | 17163 | 17164 | 17165 | 17225 | 17406 | 17407 | 17408 | 17508 | 17576 | 17664 | 17699 - Lucas: TMB455 | TMB570 - Lucas Indiel: 223261  
Volkswagen: 02A911023 | 049911335A

0486

IMPULSOR DE PARTIDA DO MOTOR DE ARRANQUE  
STARTER DRIVE / IMPULSOR DE PARTIDA

FOTO / Photo pg. 160

## APLICAÇÃO / Application / Aplicación

Austin: Morris 1100 - Bedford: Caminhão - Chrysler: Dodge Ranger DKCF, DVC, WC | Dodge Ranger KC, VC | Dodge Ranger KCF, DKC - Dodge: Caminhão

## MOTOR

Lucas Indiel: 27575 | 26335A | 270508 | 27436A | 27443A | 27556A | 26233K/M | 26286F/J | 26320D/J | 26348A/D | 27419A/D | 27449A/D | 27462A/B | 27508A/D | 27509A/B | 27533A/E | 27543A/D | 27545A/B | 27546A/B | 27551A/B | 27552A/B | 27558A/E

## EQUIVALENTE / Equivalent

Lester: 16669 | 16984 | 17648 | 17653 | 18262 - Lucas: TMB121 | TNB169 | 54247389 | 54268142 | 60600038 - Lucas Indiel: 223262

0492

IMPULSOR DE PARTIDA DO MOTOR DE ARRANQUE  
STARTER DRIVE / IMPULSOR DE PARTIDA

FOTO / Photo pg. 160

## APLICAÇÃO / Application / Aplicación

John Deere: Trator 6300 - Mercedes Benz: 190E | 200 | 230

## MOTOR

Lucas Indiel: 35256424 | 35257655 | 35258670

## EQUIVALENTE / Equivalent

Lucas Indiel: 227816 | 35257816

0495

IMPULSOR DE PARTIDA DO MOTOR DE ARRANQUE  
STARTER DRIVE / IMPULSOR DE PARTIDA

FOTO / Photo pg. 160

**APLICAÇÃO / Application / Aplicación**

Case: Windrower 6000 225 gasolina 1985...1992 | Windrower 6500 225 gasolina 1985...1992 - Cockshutt: 5542 Chrysler 8...383 1969...1971 | 555 Chrysler 383 Engine 1969...1971 - Crysler: 300 V8 7.2L 4400c 1966...1971 | 300 V8 7.2L 7211cc 4400c 1966...1971 | 300 V8 7.2L 7212cc 4400c 1966...1971 | 300 V8 7.2L 7212cc 4400c 1970...1971 | Cordoba L6 3.7L 3687cc 225c 1980...1983 | Cordoba V8 5.2L 318c 1975...1983 | Cordoba V8 5.9L 360c 1975...1980 | Cordoba V8 6.6L 400c 1975...1978 | Fifth Avenue L6 3.7L 3687cc 225c 1983 | Fifth Avenue V8 5.2L 318c 1983...1987 | Imperial V8 7.2L 7211cc 4400c 1966...1974 | Imperial V8 7.2L 7212cc 4400c 1970...1974 | LeBaron L6 3.7L 3687cc 225c 1978...1981 | LeBaron V8 5.2L 318c 1977...1981 | LeBaron V8 5.9L 360c 1978...1979 | New Yorker L6 3.7L 3687cc 225c 1982 | New Yorker V8 5.2L 318c 1979...1982 | New Yorker V8 5.9L 360c 1979...1980 | New Yorker V8 6.6L 400c 1972 | New Yorker V8 6.6L 400c 1975...1978 | New Yorker V8 6.6L 6555cc 400c 1972 | New Yorker V8 7.2L 4400c 1968...1978 | New Yorker V8 7.2L 7211cc 4400c 1966...1974 | New Yorker V8 7.2L 7212cc 4400c 1970...1974 | Newport L6 3.7L 3687cc 225c 1979...1981 | Newport V8 5.2L 318c 1979...1981 | Newport V8 5.9L 360c 1971...1972 | Newport V8 5.9L 360c 1971...1974 | Newport V8 5.9L 5899cc 360c 1971...1974 | Newport V8 5.9L 5900cc 360c 1971...1972 | Newport V8 5.9L 5900cc 360c 1974 | Newport V8 6.3L 383c 1969...1971 | Newport V8 6.3L 6286cc 383c 1969...1971 | Newport V8 6.6L 400c 1972...1978 | Newport V8 6.6L 6555cc 400c 1972...1974 | Newport V8 7.2L 4400c 1967...1978 | Newport V8 7.2L 7211cc 4400c 1966...1974 | Newport V8 7.2L 7212cc 4400c 1970...1974 | Town Country L6 3.7L 3687cc 225c 1978...1981 | Town Country V8 5.9L 360c 1978...1979 | Town Country V8 6.3L 383c 1968...1971 | Town Country V8 6.3L 6286cc 383c 1968...1971 | Town Country V8 6.6L 400c 1972 | Town Country V8 6.6L 6555cc 400c 1972...1974 | Town Country V8 6.6L 6555cc 400c 1972...1974 | Town Country V8 7.2L 7211cc 4400c 1968...1977 | Town Country V8 7.2L 7212cc 4400c 1968...1974 | Town Country V8 7.2L 7212cc 4400c 1970...1974 - Dodge: 330 V8 4.5L 4473cc 273c 1964 | 330 V8 5.2L 5212cc 318c 1963...1964 | 440 V8 4.5L 4473cc 273c 1964 | 440 V8 5.2L 5212cc 318c 1963...1964 | 880 V8 4.5L 4473cc 273c 1964 | 880 V8 5.2L 5212cc 318c 1963...1964 | Aspen L6 3.7L 3687cc 225c 1976...1980 | Aspen V8 5.2L 318c 1976...1980 | Challenger L6 3.7L 225c 1970 | Challenger L6 3.7L 3687cc 225c 1970...1972 | Challenger V8 5.2L 318c 1970...1974 | Challenger V8 5.2L 5212cc 318c 1970...1974 | Charger L6 3.7L 225c 1972 | Charger L6 3.7L 3687cc 225c 1972...1974 | Charger L6 3.7L 3687cc 225c 1976 | Charger V8 5.2L 318c 1967...1978 | Charger V8 5.2L 5212cc 318c 1966...1974 | Coronet L6 3.7L 225c 1972 | Coronet L6 3.7L 3687cc 225c 1972...1976 | Coronet V8 5.2L 318c 1965...1976 | Coronet V8 5.2L 5212cc 318c 1965...1974 | Custom V8 4.5L 4473cc 273c 1964...1965 | Custom V8 5.2L 5212cc 318c 1962...1965 | D100 V8 5.9L 360c 1975...1979 | D100 V8 5.9L 360c 1986...1987 | D100 V8 6.6L 400c 1976...1978 | D100 V8 7.2L 4400c 1975...1978 | D100 Pick Up V8 5.9L 360c 1971...1974 | D100 Pick Up V8 5.9L 5899cc 360c 1971...1974 | D100 Pick Up V8 5.9L 5900cc 360c 1971...1974 | D100 Pick Up V8 6.3L 383c 1968...1971 | D100 Pick Up V8 6.3L 6286cc 383c 1968...1971 | D100 Pick Up V8 6.6L 400c 1971...1974 | D100 Pick Up V8 6.6L 6555cc 400c 1971...1974 | D100 Pick Up V8 6.6L 6556cc 400c 1971...1974 | D100 Pick Up V8 7.2L 4400c 1973...1974 | D100 Pick Up V8 7.2L 7211cc 4400c 1973...1974 | D100 Pick Up V8 7.2L 7212cc 4400c 1973...1974 | D100 Series V8 6.3L 6286cc 383c 1963...1967 | D100 V8 5.9L 360c 1977...1982 | D150 V8 5.9L 360c 1984...1987 | D150 V8 6.6L 400c 1977...1978 | D150 V8 7.2L 4400c 1978 | D100 V8 5.9L 360c 1971...1980 | D200 V8 6.6L 400c 1975...1978 | D200 V8 7.2L 4400c 1975...1978 | D200 Pick Up V8 5.9L 360c 1971...1974 | D200 Pick Up V8 5.9L 5899cc 360c 1971...1974 | D200 Pick Up V8 5.9L 5900cc 360c 1971...1974 | D200 Pick Up V8 6.3L 383c 1968...1971 | D200 Pick Up V8 6.3L 6286cc 383c 1968...1971 | D200 Pick Up V8 6.6L 400c 1971...1974 | D200 Pick Up V8 6.6L 6555cc 400c 1971...1974 | D200 Pick Up V8 6.6L 6556cc 400c 1971...1974 | D200 Pick Up V8 7.2L 4400c 1973...1974 | D200 Pick Up V8 7.2L 7211cc 4400c 1973...1974 | D200 Pick Up V8 7.2L 7212cc 4400c 1973...1974 | D200 Series V8 6.3L 6286cc 383c 1963...1967 | D250 V8 5.9L 360c 1971...1982 | D250 V8 5.9L 360c 1984...1987 | D300 V8 5.9L 360c 1975...1980 | D300 V8 6.6L 400c 1976...1978 | D300 V8 7.2L 4400c 1975...1978 | D300 Pick Up V8 5.9L 360c 1971...1974 | D300 Pick Up V8 5.9L 5899cc 360c 1971...1974 | D300 Pick Up V8 5.9L 5900cc 360c 1972...1974 | D300 Pick Up V8 6.3L 383c 1968...1971 | D300 Pick Up V8 6.3L 6286cc 383c 1968...1971 | D300 Pick Up V8 6.6L 400c 1971...1974 | D300 Pick Up V8 6.6L 6555cc 400c 1971...1974 | D300 Pick Up V8 6.6L 6556cc 400c 1971...1974 | D300 Pick Up V8 7.2L 4400c 1973...1974 | D300 Pick Up V8 7.2L 7211cc 4400c 1973...1974 | D300 Pick Up V8 7.2L 7212cc 4400c 1973...1974 | D300 Series V8 6.3L 6286cc 383c 1963...1967 | D350 V8 5.9L 360c 1981...1987 | D400 V8 5.9L 360c 1978...1981 | D400 V8 7.2L 4400c 1978 | D450 V8 5.9L 360c 1973...1981 | D450 V8 7.2L 4400c 1978 | Dart L6 3.7L 1967...1976 | Dart L6 3.7L 3254cc 1963...1973...1974 | Dart L6 3.7L 3687cc 225c 1972...1976 | Dart V8 4.5L 4473cc 273c 1964...1969 | Dart V8 4.5L 4473cc 273c 1964...1969 | Dart V8 5.2L 318c 1962 | Dart V8 5.2L 318c 1967...1976 | Dart V8 5.2L 5212cc 318c 1962...1963 | Dart V8 5.2L 5212cc 318c 1966...1974 | Dart V8 5.6L 340c 196

## MOTOR

Chrysler: 4091950 | 4111855 | 4145359 | 4240449 | 40911920

## EQUIVALENTE / Equivalent

Chrysler: 4106093 | 4145978 - Fiat: 4091920 | 4106093 | 4145978 - Lester: 3257 | 3258

0498

IMPULSOR DE PARTIDA DO MOTOR DE ARRANQUE  
STARTER DRIVE / IMPULSOR DE PARTIDA

FOTO / Photo pg. 160

## APLICAÇÃO / Application / Aplicación

General Motors/Chevrolet: Spectrum L4 1.5L 1471cc 92cid 1985...1986 | Spectrum L4 1.5L 1471cc 92cid w/Turbo 1987...1988 | Spectrum L4 1.5L 1471cc 92cid w/Turbo 1989 | Spectrum L4 1.5L 1471cc 92cid wo/Turbo 1987...1988 - Geo: Spectrum L4 1.5L 1471cc 92cid wo/Turbo 1989 - Isuzu: I-Mark L4 1.5L 1471cc 1985...1986 | I-Mark L4 1.5L 1471cc w/Turbo 1987...1989 | I-Mark L4 1.5L 1471cc wo/Turbo 1987...1989 - Pontiac: Sunburst L4 1.5L 1471cc 92cid 1985...1986 | Sunburst L4 1.5L 1471cc 92cid wo/Turbo 1987...1988 - TCM Equipment Lift Truck: Various Models 4XC1 Engine - Toyota: Corolla | Starlet

## MOTOR

Nippondenso: 1280001310 | 1280001311 | 1280002170 | 1280004670 | 1280004671

## EQUIVALENTE / Equivalent

Isuzu: 8941258890 - Lester: 16245 | 16880 | 16883 - Nippondenso: 0283003570 | 0283003571 | 0283004410

0499

IMPULSOR DE PARTIDA DO MOTOR DE ARRANQUE  
STARTER DRIVE / IMPULSOR DE PARTIDA

FOTO / Photo pg. 160

## APLICAÇÃO / Application / Aplicación

Nissan: Bluebird 1.6, 1.8, 1.8 Turbo | Laurel 2.0 | Prairie 1.8 | Stanza 1.6, 1.8 | Urvan | Z20 | Z22

## MOTOR

Hitachi: S114319 | S114320 | S114348 | S114376 | S114389 | S114390 | S114391 | S114413 | S114426 | S114603 | S114604 | S114607 | S114320A | S114348A | S114389A | S114390A | S114391A | S114413A | S114607A | S114607C | S1143766B - Mando: OK24118400A - Nissan: 2330000 | 2330018C00 | 2330018C01 | 2330018C03 | 2330057M00 | 2330057M05 | 2330080W00 | 23300D0100 | 23300D0200 | 23300D0220 | 23300D1700 | 23300V5202 | 23300W0402 | 23300W0403

## EQUIVALENTE / Equivalent

Hitachi: 211445504 - Lester: 16774 | 16805 | 16992 - Nissan: 23312D0100

0502

IMPULSOR DE PARTIDA DO MOTOR DE ARRANQUE  
STARTER DRIVE / IMPULSOR DE PARTIDA

FOTO / Photo pg. 160

## APLICAÇÃO / Application / Aplicación

Fiat: Spazio Diesel | Uno Diesel

## MOTOR

Italacciai: 4469693

## EQUIVALENTE / Equivalent

Fiat: 9937298 | 9938952 - Italacciai: SD167 - Lucas: TNB159 | 54267004 | 54267478 - Lucas Indiel: 223266

0506

IMPULSOR DE PARTIDA DO MOTOR DE ARRANQUE  
STARTER DRIVE / IMPULSOR DE PARTIDA

FOTO / Photo pg. 160

## APLICAÇÃO / Application / Aplicación

Chrysler: Dodge

## MOTOR

Lucas Indiel: 26233A/J | 26286A/E | 26320A/B

## EQUIVALENTE / Equivalent

Lucas: TMB103 | 54246663 | 54257675

0517

IMPULSOR DE PARTIDA DO MOTOR DE ARRANQUE  
STARTER DRIVE / IMPULSOR DE PARTIDA

FOTO / Photo pg. 160

## APLICAÇÃO / Application / Aplicación

Nissan: Cherry 1.0, 1.3, 1.5 | Micra | Prairie | Pulsar | Sentra | Sunny 1.3, 1.5, 1.6 | Tsuru - Subaru: Justy

## MOTOR

Hitachi: S114315 | S114316 | S114362 | S114364 | S114418 | S114419 | S114424 | S114435 | S114556 | S114568 | S114617 | S114630 | S114769 | S114-424 | S114-617 | S114-769 | S114419A | S114435A | S114435B | S114435E | S114556A | S1144617A | S114-617A - Nissan: 2330070Y00 | 2330070Y01 | 2330074Y00 | 2330085A01 | 23300KA010 | 23300KA160 | 23300KA270 | 23300KA440 | 23300KA510 | 23300M8000 | 23300M8001 | 23300M8200 | 23300M8201 - Subaru: 429916400 | 429916500 | 429916700 | 429916710 | 23300KA010 | 23300KA270 | 23300KA290

## EQUIVALENTE / Equivalent

Hitachi: 211415504 - Lester: 16775 | 17057 | 17147 | 17295 - Nissan: 23312KA050 | 23312M8000 | 23312KA050 - Subaru: 492866401 | 23300KA270

0519

IMPULSOR DE PARTIDA DO MOTOR DE ARRANQUE  
STARTER DRIVE / IMPULSOR DE PARTIDA

FOTO / Photo pg. 160

## APLICAÇÃO / Application / Aplicación

Asia Motors: Towner - Nissan: 200SX L4 1.6L 1597cc 97cid 1995...1998 | Cherry | GA13, GA15, G16 | Pulsar | Sentra L4 1.6L 1597cc 97cid 1995...1999 | Sunny  
Subaru: Justy 1.2



0519

IMPULSOR DE PARTIDA DO MOTOR DE ARRANQUE  
STARTER DRIVE / IMPULSOR DE PARTIDA

FOTO / Photo pg. 160

## MOTOR

Nissan: 2330073C10 | 23300M8010 | 23300M8011 | 23300M8110 | 23300M8310 | 23300M215R - Suzuki: 3110071J00

## EQUIVALENTE / Equivalent

Lester: 16732 | 16775 | 17057 | 17147 | 17580 - Mitsubishi: M191T26171

0520

IMPULSOR DE PARTIDA DO MOTOR DE ARRANQUE  
STARTER DRIVE / IMPULSOR DE PARTIDA

FOTO / Photo pg. 160

## APLICAÇÃO / Application / Aplicación

Ford: Capri 1.6, 2.0 | Courier com motor Zetec | Escort 1.1, 1.3, 1.6, 1.6 D | Fiesta 1.0, 1.1, 1.3, 1.4, 1.6 D | Granada 2.0 | Mondeo 1.8i e 2.0i | Orion 1.6 D | Scorpio 1.8, 2.0 e 2.0i | Sierra 1.3, 1.6, 1.8, 2.0, 2.0i, 2.3 | XR2 | XR3 com motor Zetec 1.8

## MOTOR

Bosch: 0001107014 | 0001107016 | 0001107027 | 0001107028 | 0001107029 | 0001107041 | 0001108004 | 0001108020 | 0001108033 | 0001108037 | 0001108039 | 0001108040 | 0001108057 | 0001108071 | 0001108082 | 0001108083 | 0001108087 | 0001108106 | 0001108110 | 0001108111 | 0001108121 | 0001108122 | 0001108132 | 0001108139 | 0001108140 | 0001108152 | 0001108155 | 0001110013 | 0001110019 | 0001110069 | 0001110070 | 0001112009 | 0001112012 | 0001112016 | 0001112020 | 0001112033 | 0001113003 | 0001113005 | 0001113009 | 0001114008 | 0001114014 | 0001114017 | 0001114020 | 0001114021 | 0001114022 | 0001208513 | 0001208514 | 0001208521 | 0001208706 | 0001208715 | 0001208718 | 0001211512 | 0001211513 | 0001211515

## EQUIVALENTE / Equivalent

Bosch: 1006209510 | 1006209516 | 1006209537 | 1006209545 | 1006209566 | 1006209905 | F000AL1519 | F000AL1699 - Cargo: 131433 - Italacciai: SD439 - Lester: 16405 | 16530 - Lucas: TMB566 - Lucas Indiel: 223119

0522

IMPULSOR DE PARTIDA DO MOTOR DE ARRANQUE  
STARTER DRIVE / IMPULSOR DE PARTIDA

FOTO / Photo pg. 160

## APLICAÇÃO / Application / Aplicación

General Motors/Chevrolet: Camaro | Caprice Modelo Antigo | Impala Modelo Antigo | Malibu 1976...1981 | Monte Carlo | Nova | Pick Up Modelo Antigo | Truck 350 | Truck Big 10 Modelo Antigo | Truck C60/C70

## EQUIVALENTE / Equivalent

Bosch: 1987BE0017 - Remy: 1865687

0528

IMPULSOR DE PARTIDA DO MOTOR DE ARRANQUE  
STARTER DRIVE / IMPULSOR DE PARTIDA

FOTO / Photo pg. 160

## APLICAÇÃO / Application / Aplicación

Ford: FT100 | FT120 | FT130 | FT160 | FT190 | FT80 | Transit

## MOTOR

Bosch: 0001362307

## EQUIVALENTE / Equivalent

Bosch: 2006209466 - Lucas Indiel: 223709

0530

IMPULSOR DE PARTIDA DO MOTOR DE ARRANQUE  
STARTER DRIVE / IMPULSOR DE PARTIDA

FOTO / Photo pg. 160

## APLICAÇÃO / Application / Aplicación

Peugeot: 504 D | 505 D TD | 605 D TD | J9 D - Talbot: Tagora D

## EQUIVALENTE / Equivalent

Lester: 16752 - Paris Rhone: 103624

0532

IMPULSOR DE PARTIDA DO MOTOR DE ARRANQUE  
STARTER DRIVE / IMPULSOR DE PARTIDA

FOTO / Photo pg. 160

## APLICAÇÃO / Application / Aplicación

Chrysler: Dodge 2.2, 2.5 lts | Shadow 2.5, 3.0 V6 | Spirit 2.5, 3.0 V6 | Voyager 2.5, 3.0 V6

## MOTOR

Bosch: 0001108013 | 0001108032 | 0001108045 | 0001108046 | 0001108066

## EQUIVALENTE / Equivalent

Bosch: 1006209527 - Lester: 16963 | 16976 - Lucas Indiel: 223329

0533

IMPULSOR DE PARTIDA DO MOTOR DE ARRANQUE  
STARTER DRIVE / IMPULSOR DE PARTIDA

FOTO / Photo pg. 161

## APLICAÇÃO / Application / Aplicación

Fiat: 1100D 217D | 125 Polonês | 1300 | 1500 | 1500L | 1600S | 1800 | 1800B | 2300

0533

IMPULSOR DE PARTIDA DO MOTOR DE ARRANQUE  
STARTER DRIVE / IMPULSOR DE PARTIDA

FOTO / Photo pg. 161

## MOTOR

Fiat: 4085959 | 4085977 - Iskra: 10130150 - Italacciai: 4085959 | MTD1201 - Magneti Marelli: 63222300 | 63222301 | 63222331

## EQUIVALENTE / Equivalent

Bosch: 1987BE0041 - Femsas: 106122 - Fiat: 4141057 - Iskra: 18900179 - Italacciai: SD105 | SD106 - Lucas Indiel: 223270

0537

IMPULSOR DE PARTIDA DO MOTOR DE ARRANQUE  
STARTER DRIVE / IMPULSOR DE PARTIDA

FOTO / Photo pg. 161

## APLICAÇÃO / Application / Aplicación

Volvo: 244 L4 2.3L 2316cc 1985...1987 | 245 L4 2.3L 2316cc 1985...1987 | 740 L4 2.3L 2316cc 1985 | 760 L4 2.3L 2316cc 1985 | Europe Car 240 Séries 1800 1983...1993 | Europe Car 240 Séries 2000 1984...1993 | Europe Car 240 Séries 2000, Turbo 1983...1984 | Europe Car 240 Séries 2100, Turbo 1983...1986 | Europe Car 240 Séries 2300 1987...1993 | Europe Car 360 Séries 2000 1983...1990 | Europe Car 740 Séries 2000 1984...1991 | Europe Car 740 Séries 2000, Turbo 1984...1989 | Europe Car 740 Séries 2300 1984...1990 | Europe Car 740 Séries 2300, Turbo 1986...1990 | Europe Car 760 Séries 2000, Turbo 1984...1989 | Europe Car 760 Séries 2300, Turbo 1983...1990 | Europe Car 940 Séries 2000 1991...1994 | Europe Car 940 Séries 2000, Turbo 1992...1994 | Europe Car 940 Séries 2300 1990...1997 | Europe Car 940 Séries 2300, Turbo 1990...1997 | Europe Car 960 Séries 2300, Turbo 1990...1992

## MOTOR

Hitachi: 5114232

## EQUIVALENTE / Equivalent

Hitachi: 211495007 - Lester: 16954

0540

IMPULSOR DE PARTIDA DO MOTOR DE ARRANQUE  
STARTER DRIVE / IMPULSOR DE PARTIDA

FOTO / Photo pg. 161

## APLICAÇÃO / Application / Aplicación

Lada: 2108 | Niva 4x4 | Samara

## EQUIVALENTE / Equivalent

CBT: 210803708620 - Lada: 210803708620 - Lucas Indiel: 223271

0545

IMPULSOR DE PARTIDA DO MOTOR DE ARRANQUE  
STARTER DRIVE / IMPULSOR DE PARTIDA

FOTO / Photo pg. 161

## APLICAÇÃO / Application / Aplicación

Ford: Courier

## MOTOR

Ford: SAE728 | 868218400 | D97Z11002A - Nippondenso: 280006090

## EQUIVALENTE / Equivalent

Ford: SDE311 | D97Z11350A - Lester: 16245 - Nippondenso: 0283002100

0554

IMPULSOR DE PARTIDA DO MOTOR DE ARRANQUE  
STARTER DRIVE / IMPULSOR DE PARTIDA

FOTO / Photo pg. 161

## APLICAÇÃO / Application / Aplicación

Nissan: Cherry Automáticos | Micra Automáticos | Sunny Automáticos | Tsuru

## MOTOR

Hitachi: S114317 | S114318 | S114345 | S114377 | S114378 | S114317A | S114318A | S114345A | S114345B | S114378A | S114378B - Nissan: 2330015A00 | 2330015A05 | 2330015A06 | 23300M8101 | 23300M8301 | 23300M8501 | 23300M8502

## EQUIVALENTE / Equivalent

Hitachi: 211425504 | 211495505 - Lester: 16732 | 16991 - Nissan: 23312M8101

0570

IMPULSOR DE PARTIDA DO MOTOR DE ARRANQUE  
STARTER DRIVE / IMPULSOR DE PARTIDA

FOTO / Photo pg. 161

## APLICAÇÃO / Application / Aplicación

Peugeot: 205

## MOTOR

Paris Rhone: D10E85 | D10E92 | D10E922

## EQUIVALENTE / Equivalent

Italacciai: SD044 - Lucas: TMB266 - Lucas Indiel: 223745 - Paris Rhone: 103611 - Remy: 96051972

0571

IMPULSOR DE PARTIDA DO MOTOR DE ARRANQUE  
STARTER DRIVE / IMPULSOR DE PARTIDA

FOTO / Photo pg. 161

## APLICAÇÃO / Application / Aplicación

Renault: R18 Diesel

## MOTOR

Italacciai: D11E172 - Paris Rhone: D11E172

## EQUIVALENTE / Equivalent

Italacciai: SD335 - Lester: 17005 - Lucas Indiel: 223315 - Paris Rhone: 99738

0572

IMPULSOR DE PARTIDA DO MOTOR DE ARRANQUE  
STARTER DRIVE / IMPULSOR DE PARTIDA

FOTO / Photo pg. 161

## APLICAÇÃO / Application / Aplicación

Mercedes Benz: 190D 2.2, 2.5 | 200D DT | 208D | 210D | 250D DT | 300D DT | 308D | 310D | 408D - Ssangyong: Musso 2.3, 2.5

## MOTOR

Bosch: 0001218006 | 0001218016 | 0001218021 | 0001218029 | 0001218108 | 0001218109 | 0001218110 | 0001219001 | 0001219007 | 0001219009

## EQUIVALENTE / Equivalent

Bosch: 1006209523 | 9003336291 - Lester: 17040 - Lucas Indiel: 223746 - Vulko: 18244

0573

IMPULSOR DE PARTIDA DO MOTOR DE ARRANQUE  
STARTER DRIVE / IMPULSOR DE PARTIDA

FOTO / Photo pg. 161

## APLICAÇÃO / Application / Aplicación

BMW: 324D | 324TD | 524TD | 750i - Chrysler: Dodge | Dodge Dakota 2.5 Diesel | Jeep Cherokee Sport - Jeep: Cherokee | Grand Cherokee - Opel: Omega 2.3 D, 2.3 TD | Rekord 2.3 D, 2.3 TD | Senator 2.3 TD - Peugeot: Boxer

## MOTOR

Bosch: 0001218009 | 0001218011 | 0001218026 | 0001218027 | 0001218028 | 0001218135 | 0001218136 | 0001218177

## EQUIVALENTE / Equivalent

Bosch: 1006209524 | 6033AD0044 | 6033ADO044 | 9003336280 - Lester: 17016 | 17183 - Lucas Indiel: 223747

0574

IMPULSOR DE PARTIDA DO MOTOR DE ARRANQUE  
STARTER DRIVE / IMPULSOR DE PARTIDA

FOTO / Photo pg. 161

## APLICAÇÃO / Application / Aplicación

Citroën: Especial/Special - Peugeot: Especial/Special - Renault: Especial/Special

## MOTOR

Ducellier: 534031 | 534032 | 534039 | 534043 | 534044 | 534047 | 534054 | 534055 | 534057 | 534023A | 534029A | 534042AB | 534043AB - Italacciai: 534029A

## EQUIVALENTE / Equivalent

Bendix: 327585 | 331025 | 331032 - Ducellier: 583277 | 583289 | 583336 | 583347 | 683145 - Italacciai: SD047 | SD499 - Lester: 16756 | 16797 - Lucas: TMB265  
Paris Rhone: 106140 | 183917 - Valeo: NE307 | NE308 | NE603 | 583289 | 583336

0575

IMPULSOR DE PARTIDA DO MOTOR DE ARRANQUE  
STARTER DRIVE / IMPULSOR DE PARTIDA

FOTO / Photo pg. 161

## APLICAÇÃO / Application / Aplicación

Chrysler: Daytona 3.0 1988...1994 | Saragata 3.0 1991...1993 | Voyager V6 3.0 1986...1993 - Fiat: Duna | Uno Diesel - Renault: R11 Diesel | R9 Diesel

## MOTOR

Bosch: 0001110024

## EQUIVALENTE / Equivalent

Bosch: 1006209546 - Lester: 17047 - Lucas Indiel: 223120

0576

IMPULSOR DE PARTIDA DO MOTOR DE ARRANQUE  
STARTER DRIVE / IMPULSOR DE PARTIDA

FOTO / Photo pg. 161

## APLICAÇÃO / Application / Aplicación

Suzuki: Baleno | Swift 1.3

## MOTOR

Nippondenso: 280009900 | 280009901 - Remy: 96051950 | 96062498 - Suzuki: 3110082010 | 3110082011

## EQUIVALENTE / Equivalent

Bosch: 1987BE0042 - Lester: 16971 - Nippondenso: 0283004390 | 0283005850 - Remy: 96051972 - Suzuki: 3132082010

0579

IMPULSOR DE PARTIDA DO MOTOR DE ARRANQUE  
STARTER DRIVE / IMPULSOR DE PARTIDA

FOTO / Photo pg. 161

## APLICAÇÃO / Application / Aplicación

Seat: Cordoba 1.9 Diesel | Cordoba 1.9 Diesel Turbo | Cordoba SXE 1996 - Volkswagen: Cabrio, GTD, GTI | Cabriolet Carat L4 1.8 1991 | Cabriolet Carat L4 1.8 gasolina 1992 | Cabriolet Classic L4 1.8 gasolina 1993 | Cabriolet Etienne Aigner L4 1.8 gasolina 1991 | Corrado SLC V6 2.8 gasolina 1992 | Corrado SLC V6 2.8 gasolina 1993 | Corrado SLC V6 2.8 gasolina 1994 | Corrado V6 V6 2.8 gasolina 1993 | Corrado V6 V6 2.8 gasolina 1994 | Eurovan Camper L5 2.5 gasolina 1995 | Eurovan CL L5 2.5 gasolina 1993 | Eurovan CV L5 2.5 gasolina 1993 | Eurovan GL L5 2.5 gasolina 1993 | Eurovan GLS L5 2.5 gasolina 1994 | Eurovan GLS L5 2.5 gasolina 1995 | Eurovan MV 1994 | Eurovan MV L5 2.5 gasolina 1993 | Gol GTI | Golf 1.6, 1.8, Diesel | Jetta 1.8, Diesel, INJ, TD | Sincro

## MOTOR

Bosch: 00011108094 | 00011108095 | 00011108127 | 00011110001 | 00011110002 | 00011110014 | 00011110076 | 00011110077 | 00011110098 | 0001112003 | 0001112038 | 0001114005

## EQUIVALENTE / Equivalent

Bosch: 1006209543 | 1006209544 | 1006209576 | 1006209596 | 1006209703 | 1006209710 | 1006209918 | 1006209919 | 1006209921 | 1007010045 - Cargo: 132216  
Fiat: 9944373 - Lester: 17030 | 17134 | 17222 - Lucas Indiel: 223274

0595

IMPULSOR DE PARTIDA DO MOTOR DE ARRANQUE  
STARTER DRIVE / IMPULSOR DE PARTIDA

FOTO / Photo pg. 161

## APLICAÇÃO / Application / Aplicación

General Motors/Chevrolet: Tracker - Hyster: Empilhadeira - Hyundai: Elantra | i30 | Pony | Santa Fé 2008 | Sonata 2.4, 3.0 | Stellar | Tucson - Jeep: Eagle 1.6, 1.8, 2.0 T - Mitsubishi: 4G63 | 4G93 | Eclipse 2.0T | Expo | Galant 2.0, 2.4, 3.0 | Mirage | Montero | Pajero | Sigma | Tredia 2.0 - Nissan: GA 15 | GA 16 - Suzuki: Sidekick 1994 | Vitara

## MOTOR

General Motors/Chevrolet: 30001696 - Mazda: AM1518400 - Mitsubishi: 79581 | MT36100 | MOT70281 | MOT70381 | MOT70481 | MOT70681 | MOT70781 | MOT70981 | MOT71181 | MOT71381 | MOT71581 | MOT71681 | MOT72581 | MOT73281 | MOT73381 | MOT77681 | MOT85681 | M1M70685 | M1M72086 | M1T70481 | M1T70482 | M1T70483 | M1T70485 | M1T70681 | M1T70685 | M1T70686 | M1T70687 | M1T71381 | M1T71382 | M1T71581 | M1T71681 | M1T72081 | M1T72085 | M1T72086 | M1T72088 | M1T72581 | M1T72583 | M1T73281 | M1T73283 | M1T73381 | M1T73383 | M1T74881 | M2T53083 | MD099667 | MD112625 | MD136933 | MD162839 | MD162840 | MD162842 | MD162843 | MD163188 | MD170049 | MD172860 | MD172861 | MD172863 | MD172864 | MD174482 | MD174483 | MD180937 | MD182488 | MD188720 | MD188721 | M1T70685A | M1T72086A | M1T723281 | M000T85681 | M000T92581 | MOT85681ZC - Nissan: 2330008U10 | 2330020P10 | 2330020P11 | 2330022P70 | 2330022P71 | 2330041B76 | 2330042L70 | 2330050Y10 | 2330050Y11 | 2330050Y12 | 2330057M70 | 2330057M75 | 2330057M90 | 2330065Y10 | 2330077A11 | 2330084A17

## EQUIVALENTE / Equivalent

Bosch: 1987BE0043 - General Motors/Chevrolet: 96063636 - Lester: 16874 | 16939 | 17131 | 17146 | 17185 | 17214 | 17217 | 17221 | 17266 | 17478 | 17592  
Lucas Indiel: 223764 - Mazda: AM1518X25 - Mitsubishi: 12071 | 12471 | MD611211 | M001T73283 | M191T12070 | M191T12071 | M191T12471 - Nissan: 233542L70 | 2331242670 | 2335442L70 | 2335704E10 - Suzuki: 3132086030

0596

IMPULSOR DE PARTIDA DO MOTOR DE ARRANQUE  
STARTER DRIVE / IMPULSOR DE PARTIDA

FOTO / Photo pg. 161

## APLICAÇÃO / Application / Aplicación

Clark: Empilhadeira Clark CGP25 - Nissan: Titan 5.6

## MOTOR

Ford: SAE770 | SAE781 | FE1H18400 | E22E18400A | E92Z11002A | F02Z11002B | F12Z11002A | F22518400A - Mazda: E22E18400 | F21418400 | F2D418400 | FE1H18400 | F21418400A | F21418400B | F21418400C | F2D418400A - Mitsubishi: M1M70981 | M1M71281 | M1M71481 | M1M72181 | M1M72182 | M1Q71281 | M1T70981 | M1T70985 | M1T71081 | M1T71281 | M1T71481 | M1T71881 | M1T72181 | M1T72182 | MD318086 | M1T70981A | M1T71281A | M1T71281B | M1T71481A | M1T72181A | M1T72182A | MD 318086 - Nissan: 2330001Y10 | 2330020R11 | 2330020R91 | 2330030F10 | 2330030F11 | 2330044R10 | 2330044R11 | 23300D0511 | 23300D0513

## EQUIVALENTE / Equivalent

Ford: SDE335 | SDE336 | SDE342 | E92Z11350A | E92Z11350B - Lester: 16900 | 16933 | 16998 | 17132 | 17176 | 17469 - Mazda: F21418X25 - Mitsubishi: M191T12171 | M191T13271 - Nissan: 2335420R10

0597

IMPULSOR DE PARTIDA DO MOTOR DE ARRANQUE  
STARTER DRIVE / IMPULSOR DE PARTIDA

FOTO / Photo pg. 161

## APLICAÇÃO / Application / Aplicación

Jeep: Grand Cherokee 1995 | Jeep Cherokee 01/1994... | Jeep Cherokee 4.0 01/1987...01/1992 | Jeep Wrangler 4.0, 4.2 01/1988... 01/1993

## MOTOR

Mitsubishi: M1T74281 | M1T74481 | M1T74482 | 56041012AB | M001T84381ZC

## EQUIVALENTE / Equivalent

Lester: 16514 | 17006 | 17046 | 17564 - Lucas Indiel: 223766 - Mitsubishi: M191T12271 | M191T12272

0600

IMPULSOR DE PARTIDA DO MOTOR DE ARRANQUE  
STARTER DRIVE / IMPULSOR DE PARTIDA

FOTO / Photo pg. 162

## APLICAÇÃO / Application / Aplicación

Subaru: Coupe XT

## MOTOR

Mitsubishi: M1T70381 - Subaru: 23300AA040

## EQUIVALENTE / Equivalent

Lester: 16888 - Mitsubishi: 16171 | M191T16171 - Nissan: 23312AA000 - Subaru: 23312AA000

0601

IMPULSOR DE PARTIDA DO MOTOR DE ARRANQUE  
STARTER DRIVE / IMPULSOR DE PARTIDA

FOTO / Photo pg. 162

## APLICAÇÃO / Application / Aplicación

Alfa Romeo: 30AR8 | 32AR8 | 35AR8 | 40AR8 - Fiat: 131 2.0, 2.5 diesel | 132 2.0, 2.5 diesel | Argenta 2.5 diesel | Nuova Argenta Diesel - Fiat Allis: 4 Aripista FE14, FE16, FL4C | 4 Aripista FL4D, FR20, FR7, FR9 | 4 Aripista, 645, FE12, FE2R - Fiat Iveco: Caminhão 70.12 | Caminhão 80.13 | Caminhão 90.13 | Caminhão 100 | Caminhão 100.13 | Caminhão 110 | Caminhão 150.17 | Caminhão 150.20 | Caminhão 159.17 | Caminhão 159.20 | Caminhão 314.3 | Caminhão 315.23 | Caminhão 315.8 | Caminhão 50.10 | Caminhão 50.8 | Caminhão 50.9 | Caminhão 55.8 | Caminhão 55.9 | Caminhão 60.10 | Caminhão 60.8 | Caminhão 65.10 | Caminhão 70.10 | Caminhão 75.10 | Caminhão 79.10 | Caminhão 79.13 | Caminhão 80 | Caminhão 90 | Daily 28.8 | Daily 30.8 | Daily 32.8 | Daily 35.8 | Daily 40.8 | Ducato 2.0 e 2.5 Diesel - Seat: 131 2.5 Diesel

## MOTOR

Magnet Marelli: 63216731 | 63216741 | 63216831 | 63216896 | 63217126 | 63217148 | 63217154 | 63217188 | 63217226 | 63217410

## EQUIVALENTE / Equivalent

Fiat: 7984505 | 9961781 | 79081045 - Italacciai: SD077 - Lester: 18092 | 18093

0605

IMPULSOR DE PARTIDA DO MOTOR DE ARRANQUE  
STARTER DRIVE / IMPULSOR DE PARTIDA

FOTO / Photo pg. 162

## APLICAÇÃO / Application / Aplicación

Volkswagen: Furgão | Kombi | Pick Up

## EQUIVALENTE / Equivalent

Lucas Indiel: 221911 - Tria: 3143 | ZAA911335

0609

IMPULSOR DE PARTIDA DO MOTOR DE ARRANQUE  
STARTER DRIVE / IMPULSOR DE PARTIDA

FOTO / Photo pg. 162

## APLICAÇÃO / Application / Aplicación

Dodge: 1500

## EQUIVALENTE / Equivalent

Lucas Indiel: 221904 - Tria: 116

0610

IMPULSOR DE PARTIDA DO MOTOR DE ARRANQUE  
STARTER DRIVE / IMPULSOR DE PARTIDA

FOTO / Photo pg. 162

## APLICAÇÃO / Application / Aplicación

General Motors/Chevrolet: Blazer V6 USA 1988... | GMC | Motor para Empilhadeira Hyster - Hyster: Empilhadeira Hyster

## EQUIVALENTE / Equivalent

Bosch: 1987BE0044 - Lester: 6407 - Lucas Indiel: 223278 - Remy: D2047 | 1989214

0615

IMPULSOR DE PARTIDA DO MOTOR DE ARRANQUE  
STARTER DRIVE / IMPULSOR DE PARTIDA

FOTO / Photo pg. 162

## APLICAÇÃO / Application / Aplicación

Land Rover: Land Rover 2.25 D

## MOTOR

Lucas Indiel: M45G | 27410A | 27418A | 26270A/J | 26300A/J

## EQUIVALENTE / Equivalent

Lucas: TMB106 | 54246727

0617

IMPULSOR DE PARTIDA DO MOTOR DE ARRANQUE  
STARTER DRIVE / IMPULSOR DE PARTIDA

FOTO / Photo pg. 162

## APLICAÇÃO / Application / Aplicación

Chrysler: PT Cruiser - Suzuki: Vitara

0617

IMPULSOR DE PARTIDA DO MOTOR DE ARRANQUE  
STARTER DRIVE / IMPULSOR DE PARTIDA

FOTO / Photo pg. 162

## MOTOR

General Motors/Chevrolet: 96058456 | 96058457 | 96064782 | 96064783 - Mitsubishi: M1T72481 | M1T74581 - Suzuki: 3110050A10 | 3110060A11 | 3110060A20 | 3110060A21 | 3110060AC1

## EQUIVALENTE / Equivalent

General Motors/Chevrolet: 96058480 - Lester: 17166 | 17194 | 17206 - Mitsubishi: M191T12871 - Suzuki: 3132060A10

0619

IMPULSOR DE PARTIDA DO MOTOR DE ARRANQUE  
STARTER DRIVE / IMPULSOR DE PARTIDA

FOTO / Photo pg. 162

## APLICAÇÃO / Application / Aplicación

Volkswagen: Golf Turbo diesel | Jetta Turbo diesel

## MOTOR

Bosch: 0001110001

## EQUIVALENTE / Equivalent

Bosch: 1006209522 | F000AL1520 | F000AL1708 - Lester: 17030 - Lucas Indiel: 223782

0630

IMPULSOR DE PARTIDA DO MOTOR DE ARRANQUE  
STARTER DRIVE / IMPULSOR DE PARTIDA

FOTO / Photo pg. 162

## APLICAÇÃO / Application / Aplicación

Fiat: Duna 1.7 D | Selecta TD | Tipo 1.7 D | Uno - Fiat Iveco: Especial/Special - Mercedes Benz: E 420 | E 420 T-Modell | E 500 | E 500 Coupe | E 500 SEC / S500 | E 500 SEC Coupe | E 560 SEL | S 420 | S 500 | SL 500 - Renault: Express | R11 Diesel | R5 Diesel | R9 Diesel

## MOTOR

Bosch: 0001110003 | 0001110005 | 0001110016 | 0001110025 | 0001110026 | 0001110039 | 0001110053 | 0001110054 | 0001110055 | 0001110075 | 0001110078 | 0001110079 | 0001110082 | 0001110089 | 0001110091 | 0001110092 | 0001110095 | 0001110102 | 0001110113 | 0001110115 | 0001110124 | 0001110125 - Fiat: 7580192

## EQUIVALENTE / Equivalent

Bosch: 1006209538 | 1006209539 | 1006209691 - Cargo: 132205 - Fiat: 9940740 - Italaccai: SD062 - Lester: 17038 | 17150 | 17227 | 17281 | 17410 | 17698  
Lucas Indiel: 222525

0631

IMPULSOR DE PARTIDA DO MOTOR DE ARRANQUE  
STARTER DRIVE / IMPULSOR DE PARTIDA

FOTO / Photo pg. 162

## APLICAÇÃO / Application / Aplicación

Audi: 100D | 100TD - Fiat: Ducato | Marengo | Regata TD | Ritmo TD | Tipo TD - Lancia: Dedra TD | Delta TD | Prisma TD - Volkswagen: LT28 | LT31 | LT35 | LT40 | LT45 | LT50 D Turbo - Volvo: 240 2.4 D | 740 2.4 D | 760 2.4 TD

## MOTOR

Bosch: 0001218001 | 0001218004 | 0001218005 | 0001218008 | 0001218010 | 0001218012 | 0001218013 | 0001218017 | 0001218018 | 0001218025 | 0001218107 | 0001218115 | 0001218120 | 0001219004 | 0001219008 - Fiat: 5984563 | 5985182

## EQUIVALENTE / Equivalent

Bosch: 9001140317 | 9003336293 - Fiat: 9939194 - Italaccai: SD440 - Lester: 17009 - Lucas Indiel: 223285

0632

IMPULSOR DE PARTIDA DO MOTOR DE ARRANQUE  
STARTER DRIVE / IMPULSOR DE PARTIDA

FOTO / Photo pg. 162

## APLICAÇÃO / Application / Aplicación

Ford: Granada 2.5 D | Scorpio 2.5 D | Sierra 2.3 D - Renault: R18 Diesel

## MOTOR

Bosch: 0001218002 | 0001218015 | 0001218022 | 0001218106 | 0001218129

## EQUIVALENTE / Equivalent

Bosch: 9002336207 | 9003336201 | 9003336284 - Lucas Indiel: 223788

0633

IMPULSOR DE PARTIDA DO MOTOR DE ARRANQUE  
STARTER DRIVE / IMPULSOR DE PARTIDA

FOTO / Photo pg. 162

## APLICAÇÃO / Application / Aplicación

Ford: Escort 1.6 D | Fiesta 1.6 D | Orion 1.6 D

## MOTOR

Bosch: 0001317023

## EQUIVALENTE / Equivalent

Bosch: 1006209519 - Lucas Indiel: 223789

0636

IMPULSOR DE PARTIDA DO MOTOR DE ARRANQUE  
STARTER DRIVE / IMPULSOR DE PARTIDA

FOTO / Photo pg. 162

## APLICAÇÃO / Application / Aplicación

Ford: Festiva - Kia: Pride

## MOTOR

Ford: SAE763 | SAE782 | SAE761A | B8GY11002A | E8BZ11002A | F0BZ11002A - Mazda: B30118400 | B30118400C | B35918400A - Mitsubishi: M3T33081 | MC108027

## EQUIVALENTE / Equivalent

Ford: SDE334 | E8BZ11350A - Lester: 17010 - Lucas Indiel: 223792 - Mazda: B30118400 | B30118X45 - Mitsubishi: M191T26771

0639

IMPULSOR DE PARTIDA DO MOTOR DE ARRANQUE  
STARTER DRIVE / IMPULSOR DE PARTIDA

FOTO / Photo pg. 162

## APLICAÇÃO / Application / Aplicación

Ford: Escort XR3 - Seat: Especial/Special - Volkswagen: Eurovan | Pointer | Polo

## MOTOR

Bosch: 0001110031 | 0001110032 | 0001110061 | 0001110062 | 0001110084 | 0001110085

## EQUIVALENTE / Equivalent

Bosch: 1006209552 | 1006209912 - Cargo: 134371 - Lester: 17231 - Lucas: TMB474 - Lucas Indiel: 223795

0641

IMPULSOR DE PARTIDA DO MOTOR DE ARRANQUE  
STARTER DRIVE / IMPULSOR DE PARTIDA

FOTO / Photo pg. 162

## APLICAÇÃO / Application / Aplicación

Chrysler: Grand Caravan 3.0 i LE | Spirit | Voyager 2.5 e 3.0.

## MOTOR

Bosch: 0001108068 | 0001108069 | 0001108070 | 0001108103 | 0001108104 | 0001108105 | 0001108123 | 0001108134 | 0001108135 | 0001108160

## EQUIVALENTE / Equivalent

Bosch: 1006209561 - Lester: 16963 | 17210 - Lucas Indiel: 223332

0644

IMPULSOR DE PARTIDA DO MOTOR DE ARRANQUE  
STARTER DRIVE / IMPULSOR DE PARTIDA

FOTO / Photo pg. 162

## APLICAÇÃO / Application / Aplicación

Bobcat: Especial/Special - Nissan: Fork Lifts - Yanmar: Especial/Special

## MOTOR

Hitachi: 5114219 | 5114230 | 5114235

## EQUIVALENTE / Equivalent

Hitachi: 211455003 - Lester: 18206 | 18207 | 18218

0645

IMPULSOR DE PARTIDA DO MOTOR DE ARRANQUE  
STARTER DRIVE / IMPULSOR DE PARTIDA

FOTO / Photo pg. 163

## APLICAÇÃO / Application / Aplicación

Agco: Trator 9630 6-374 Deutz diesel 1993...1995 | Trator 9650 6-374 Deutz diesel 1993...1996 - Lincoln: Especial/Special - Teledyne: Especial/Special

## MOTOR

Remy: 10479619

## EQUIVALENTE / Equivalent

Remy: 10457178

0646

IMPULSOR DE PARTIDA DO MOTOR DE ARRANQUE  
STARTER DRIVE / IMPULSOR DE PARTIDA

FOTO / Photo pg. 163

## APLICAÇÃO / Application / Aplicación

Citroën: Citroen BX 19 Diesel - Peugeot: 205 Diesel

## MOTOR

Italacciai: D9R084

## EQUIVALENTE / Equivalent

Italacciai: SD509 - Lucas Indiel: 223801 - Paris Rhone: 105540

0647

IMPULSOR DE PARTIDA DO MOTOR DE ARRANQUE  
STARTER DRIVE / IMPULSOR DE PARTIDA

FOTO / Photo pg. 163

## APLICAÇÃO / Application / Aplicación

Citroën: Especial/Special 1983...1990 - Peugeot: Especial/Special 1987...1994

## MOTOR

Valeo: D9R90 | D9R99

## EQUIVALENTE / Equivalent

Lucas: TMB275 - Paris Rhone: 180826 - Valeo: NE211 | 182177

0649

IMPULSOR DE PARTIDA DO MOTOR DE ARRANQUE  
STARTER DRIVE / IMPULSOR DE PARTIDA

FOTO / Photo pg. 163

## APLICAÇÃO / Application / Aplicación

Bobcat: 2400 Perkins 4-236 Dsl 1989...1991 | 2410 Perkins 4-236 Dsl 1989...1993 | 3023 Kubota V1702 Dsl 1989...1992 | 641 Deutz F2L511 Dsl 1989...1990 | 741 Deutz F2L511D Dsl 1989...1990 | 843B Isuzu 4JB1PK-01 Dsl 1990...1992 | 843HC Isuzu 4JB1PK-01 Dsl 1989...1992 | 853 Isuzu 4JB1PK-03 Dsl 1990...1994 | 853H Isuzu 4JB1PK-03 Dsl 1991...1994 | 943 Perkins 4-236 Dsl 1990...1994 | 974 Perkins 4-236 Dsl 1989...1990 - Clark: 2000 Perkins 2.5L 1989 | 641 Deutz F2L511 1989...1990 | 741 Deutz F2L511 1989...1990 | 843 Perkins 2.5L 1989...1990 | 843B Isuzu Engines 1990...1992 | 853 / 853H Isuzu Engines 1991...1995 | 943 Perkins 4-236 1990...1994 | 974 Perkins 4-236 1989...1990 - Hyster: H-150-275H Perkins 6-354 1985...1986 | H350A Perkins 6-354 1985...1988 - Lincoln: Various Perkins - Lister Petter Tractor: TX2 / TX3 - Macdon: Macdon 7000 Perkins Diesel 1993...1997 - Mack: CS Séries (Midliner) Mack Engines 1990...1999 | CS Séries (Midliner) Renault 5.8L 1986...1991 | CS Séries (Midliner) Renault 6.2L 1990...2001 | CS Séries (Midliner) Renault 8.8L 1986...1990 | MS Séries (Midliner) Mack E3 1990...1999 | MS Séries (Midliner) Mack E5 / EC5 1986...1990 | MS Séries (Midliner) Renault 5.8L 1986...1991 | MS Séries (Midliner) Renault 6.2L 1990...1999 - Massey Ferguson: MF-60E Perkins Diesel Engines 1989...1992 Miller Electric Welder: 27 Séries 2.0L Teledyne Eng 1989...1993 | 27 Séries Teledyne 2.0L, 2.7L 1989...1993 | Big 40 Cont. Eng 1992 - New Holland: 1426 Caterpillar Engines 1986...1989 | 1426 Perkins Engines 1982...1985 | 1495 Perkins Engines 1982...1985 | L783 Perkins 4-203 Diesel 1989...1995 | L785 Perkins 4-203 Diesel 1989...1994 Perkins: 4-236 4 cil Diesel 1989...2004 | Various Models Diesel - Prairie Sprayer: 4800 Sprayer Perkins Diesel 1993...1997 | 4900 Sprayer Perkins Diesel 1993...1997 Westerbeke: 108B Six 6 cil Diesel 1991...1994 | 108C Six 6 cil, 247ci 4.1L Diesel 1994...2007 | 16.0 BED 4 cil Diesel 1990...1995 | 64A Four 4 cil, 182ci 3.0L Diesel 2003...2007 | 71C Four 4 cil, 154ci 2.5L Diesel 1994...2007 | 82B Four 4 cil, 182ci 3.0L Diesel 1991...2007 | 90A Four 4 cil, 211ci 3.5L Diesel 1999...2007 | GCX40 Perkins Diesel Engines 1990...1997 | GCX50 Perkins Diesel Engines 1990...1997 | GPX35D Perkins Diesel Engines 1990...1995 | GPX40D Perkins Diesel Engines 1990...1995 | GPX50D Perkins Diesel Engines 1990...1995 - Westward: 7000 Perkins Diesel 1993...1997

## MOTOR

Remy: 1113274 | 1113275 | 1113278 | 1113281 | 1113282 | 1113284 | 1113285 | 1113288 | 1113289 | 1113290 | 1113297 | 10479607

## EQUIVALENTE / Equivalent

Lester: 6572 | 6576 | 6578 | 6581 | 6584 | 6587 | 6588 | 6593 | 6600 | 6602 - Remy: 10457057

0653

IMPULSOR DE PARTIDA DO MOTOR DE ARRANQUE  
STARTER DRIVE / IMPULSOR DE PARTIDA

FOTO / Photo pg. 163

## APLICAÇÃO / Application / Aplicación

Ford: Cougar | Fairmont - General Motors/Chevrolet: Celebrity 1982...1988 | Chevrolet V6 Citation

## EQUIVALENTE / Equivalent

Bosch: 9001041103 | 9001043103

0656

IMPULSOR DE PARTIDA DO MOTOR DE ARRANQUE  
STARTER DRIVE / IMPULSOR DE PARTIDA

FOTO / Photo pg. 163

## APLICAÇÃO / Application / Aplicación

Renault: Espace | Fuego | Master | R18 | R20 | R21 | R25 | R30 Turbo diesel | Trafic Diesel

## MOTOR

Italacciai: D9R073 - Valeo: D9R73 | D9R134

## EQUIVALENTE / Equivalent

Bosch: 1987BE0047 - Italacciai: SD508 - Lester: 17085 - Lucas Indiel: 221292 - Paris Rhone: 105538 | 185182 - Valeo: NE209 | NE883 | 182047 | 185182 | 594245

0657

IMPULSOR DE PARTIDA DO MOTOR DE ARRANQUE  
STARTER DRIVE / IMPULSOR DE PARTIDA

FOTO / Photo pg. 163

## APLICAÇÃO / Application / Aplicación

Ford: F1000 Maxion HSD - General Motors/Chevrolet: S10 2.5 Diesel Maxion - Land Rover: Discovery OMO14A - Mercedes Benz: Sprinter 310 Diesel

## MOTOR

Italacciai: D9R091 - Valeo: D9R91

## EQUIVALENTE / Equivalent

Italacciai: SD483 - Lucas: TMB276 - Lucas Indiel: 223808 - Paris Rhone: 181068 - Valeo: 182178 | NE 212



**0661**IMPULSOR DE PARTIDA DO MOTOR DE ARRANQUE  
STARTER DRIVE / IMPULSOR DE PARTIDA

FOTO / Photo pg. 163

## APLICAÇÃO / Application / Aplicación

Chrysler: Dodge Série S - Ford: D0707 | D0810 | D0910 | D1010 | D1111 | D1211 | D1314 | N0708 | N0710 | N0808 | N0810 | N0812 | N0814 | N0910 | N0914 | N1114 | N1414 | NA1814 | NA2214 - Massey Ferguson: MF155 | MF158 | MF168 | MF186 | MF187 | MF188 | MF487 | MF507 | MF510 | MF520 | MF525 | MF87 - Perkins: Tratores, Industriais, Estacionários.

## MOTOR

Bosch: 0001359067 | 0001359069 | 0001359081 | 0001359082 | 0001359104 | 0001359109 | 0001359110 | 0001360055

## EQUIVALENTE / Equivalent

Bosch: 2006209413 | 2006209443

**0663**IMPULSOR DE PARTIDA DO MOTOR DE ARRANQUE  
STARTER DRIVE / IMPULSOR DE PARTIDA

FOTO / Photo pg. 163

## APLICAÇÃO / Application / Aplicación

Isuzu: Especial/Special

## EQUIVALENTE / Equivalent

Fiat: 70449580 - Hitachi: 22505550 | 212095001 - Isuzu: 5811230040

**0671**IMPULSOR DE PARTIDA DO MOTOR DE ARRANQUE  
STARTER DRIVE / IMPULSOR DE PARTIDA

FOTO / Photo pg. 163

## APLICAÇÃO / Application / Aplicación

Magnet Marelli: Viejo - Mazda: 626

## EQUIVALENTE / Equivalent

Bosch: 1987BE0020

**0672**IMPULSOR DE PARTIDA DO MOTOR DE ARRANQUE  
STARTER DRIVE / IMPULSOR DE PARTIDA

FOTO / Photo pg. 163

## APLICAÇÃO / Application / Aplicación

Ford: Topaz

## EQUIVALENTE / Equivalent

Bosch: 9001043259

**0673**IMPULSOR DE PARTIDA DO MOTOR DE ARRANQUE  
STARTER DRIVE / IMPULSOR DE PARTIDA

FOTO / Photo pg. 163

## APLICAÇÃO / Application / Aplicación

Nissan: Pick Up | Sentra | Vanette

## EQUIVALENTE / Equivalent

Bosch: 9001042060

**0674**IMPULSOR DE PARTIDA DO MOTOR DE ARRANQUE  
STARTER DRIVE / IMPULSOR DE PARTIDA

FOTO / Photo pg. 163

## APLICAÇÃO / Application / Aplicación

Ford: Especial/Special - Willys: Especial/Special

## EQUIVALENTE / Equivalent

Bosch: 9001043179

**0675**IMPULSOR DE PARTIDA DO MOTOR DE ARRANQUE  
STARTER DRIVE / IMPULSOR DE PARTIDA

FOTO / Photo pg. 163

## APLICAÇÃO / Application / Aplicación

Chrysler: Dodge 6cil e 8cil - Motor B 1979...1981

## EQUIVALENTE / Equivalent

Bosch: 9001043152

**0676**IMPULSOR DE PARTIDA DO MOTOR DE ARRANQUE  
STARTER DRIVE / IMPULSOR DE PARTIDA

FOTO / Photo pg. 163

## APLICAÇÃO / Application / Aplicación

General Motors/Chevrolet: Chevrolet 8 cilindros

## EQUIVALENTE / Equivalent

Bosch: 9001043180

0677

IMPULSOR DE PARTIDA DO MOTOR DE ARRANQUE  
STARTER DRIVE / IMPULSOR DE PARTIDA

FOTO / Photo pg. 163

## APLICAÇÃO / Application / Aplicación

Ford: 3600 Tractor - Inter: Especial/Special

## MOTOR

Bosch: 0001362048 | 0001362049 | 0001362084 | 0001362100

## EQUIVALENTE / Equivalent

Bosch: 2006209463 | 2006209474 | F002G20278

0679

IMPULSOR DE PARTIDA DO MOTOR DE ARRANQUE  
STARTER DRIVE / IMPULSOR DE PARTIDA

FOTO / Photo pg. 164

## APLICAÇÃO / Application / Aplicación

Nissan: 240SX L4 2.4L 2389cc 1989...1990/1991...1998 | Axxess L4 2.4L 2389cc 1990...1995 | KA24E | Stanza L4 2.4L 2389cc 1990...1992

## MOTOR

Mitsubishi: M1M72281 | M1T72281 | M1T72281A - Nissan: 2330030R12 | 2330030R13

## EQUIVALENTE / Equivalent

Lester: 17161 - Mitsubishi: M191T12671 - Nissan: 2335430R10

0681

IMPULSOR DE PARTIDA DO MOTOR DE ARRANQUE  
STARTER DRIVE / IMPULSOR DE PARTIDA

FOTO / Photo pg. 164

## APLICAÇÃO / Application / Aplicación

Ford: Escort L4 2.0L 1989cc 122cid Diesel 1984...1987 | Tempo L4 2.0L 1989cc 122cid Diesel 1984...1986 - Lincoln: Continental L6 2.4L 146cid Diesel 1984...1985 | Mark VII L6 2.4L 146cid Diesel 1984...1985 - Mercury: Lynx L4 2.0L 1989cc 122cid Diesel 1984...1987 | Topaz L4 2.0L 1989cc 122cid Diesel 1984...1986

## EQUIVALENTE / Equivalent

Ford: SD323 | SD324 | E4FZ11350A | E4LY11350A | E4EF11350AA | E4LF11350AA - Lester: 3193 | 3194

0684

IMPULSOR DE PARTIDA DO MOTOR DE ARRANQUE  
STARTER DRIVE / IMPULSOR DE PARTIDA

FOTO / Photo pg. 164

## APLICAÇÃO / Application / Aplicación

Ford: 1000 2-77 Shibaura Diesel 1973...1978 | 1500 2cyl Shibaura Diesel 1979...1982 | 1600 2-77 Shibaura Diesel 1976...1979 | 1700 2-78 Shibaura Diesel 1979...1982  
Isuzu: C190M 1976...1991 | Misc. Industrial Equipment 2AB1 | Misc. Industrial Equipment 3AB1 | Misc. Industrial Equipment C-190 - New Holland: 1000 2-77 Shibaura Diesel 1973...1978 | 1500 2cyl Shibaura Diesel 1979...1982 | 1600 2-77 Shibaura Diesel 1976...1979 | 1700 2-78 Shibaura Diesel 1979...1982

## MOTOR

Ishikawajima: 185086050 | 185086051 | 185086052 | 185086140 | 185086141 | 185086350 - Isuzu: 5811000571 | 5811000740 - New Holland: SBA185086050 | SBA185086051 | SBA185086052 | SBA185086141 | SBA185086350 - Nissan: 2330079601

## EQUIVALENTE / Equivalent

Hitachi: 21309500 | 212015501 - Lester: 17087 | 17090 | 17299 | 17331 | 18064 | 18298

0686

IMPULSOR DE PARTIDA DO MOTOR DE ARRANQUE  
STARTER DRIVE / IMPULSOR DE PARTIDA

FOTO / Photo pg. 164

## APLICAÇÃO / Application / Aplicación

Bedford: MIDI | Rascal - Effa Motors: Hafei | Towner Junior 2011... - Mitsubishi: Especial/Special

## MOTOR

Nippondenso: 280008040 | 280009430 | 1280001290 | 1280001291 | 1280001761 | 1280001860 | 1280003640

## EQUIVALENTE / Equivalent

Bedford: 91118533 - Nippondenso: 0283003880 - Suzuki: 3132078310

0687

IMPULSOR DE PARTIDA DO MOTOR DE ARRANQUE  
STARTER DRIVE / IMPULSOR DE PARTIDA

FOTO / Photo pg. 164

## APLICAÇÃO / Application / Aplicación

Nissan: Pathfinder 3.0 V6 gasolina | Terrano

## MOTOR

Hitachi: S114516 | S114528 | S114503A | S114516A | S114528A

## EQUIVALENTE / Equivalent

Hitachi: 211435551 - Lester: 16817 | 17196

0691

IMPULSOR DE PARTIDA DO MOTOR DE ARRANQUE  
STARTER DRIVE / IMPULSOR DE PARTIDA

FOTO / Photo pg. 164

## APLICAÇÃO / Application / Aplicación

Yanmar: Engine Marine 1GM10L 1 cil, 19.41ci, 0.318L Diesel | Engine Marine 1GM10VE 1 cil, 19.41ci, 0.318L Diesel | Engine Marine 1GMY 1 cil, 19.41ci, 0.318L Diesel | Engine Marine 2GMFL 2 cil Diesel | Engine Marine 2GMFY(E)-E 2 cil Diesel | Engine Marine 2GML 2 cil Diesel | Engine Marine 2GMYE-EC 2 cil Diesel | Engine Marine 3GMFY 3 cil Diesel | Engine Marine 3GMLE 3 cil Diesel | Tractor Engine YM1700 2TR17 1975...1990 | Tractor Engine YM2000 2TR20 1975...1990

## MOTOR

Hitachi: 5114146 | 5114244 | 5114417

## EQUIVALENTE / Equivalent

Hitachi: 211445002 - Lester: 16710 | 18216

0701

IMPULSOR DE PARTIDA DO MOTOR DE ARRANQUE  
STARTER DRIVE / IMPULSOR DE PARTIDA

FOTO / Photo pg. 164

## APLICAÇÃO / Application / Aplicación

Nissan: Sentra | Sunny | Tsuru

## EQUIVALENTE / Equivalent

Bosch: 9001042189

0702

IMPULSOR DE PARTIDA DO MOTOR DE ARRANQUE  
STARTER DRIVE / IMPULSOR DE PARTIDA

FOTO / Photo pg. 164

## APLICAÇÃO / Application / Aplicación

Volkswagen: Golf A2 1987...1992 | Jetta A2 Standard 1987...1992

## EQUIVALENTE / Equivalent

Bosch: 9001042299

0703

IMPULSOR DE PARTIDA DO MOTOR DE ARRANQUE  
STARTER DRIVE / IMPULSOR DE PARTIDA

FOTO / Photo pg. 164

## APLICAÇÃO / Application / Aplicación

Volkswagen: Combi Enfriada por Água 1987...2002

## EQUIVALENTE / Equivalent

Bosch: 9001042263

0706

IMPULSOR DE PARTIDA DO MOTOR DE ARRANQUE  
STARTER DRIVE / IMPULSOR DE PARTIDA

FOTO / Photo pg. 164

## APLICAÇÃO / Application / Aplicación

Alfa Romeo: Alfa 164TD | Alfa 33TD | Alfa 75TD | Alfa 90TD | Alfetta TD. | Giulietta TD. - Chrysler: Voyager 2.5 TD - Peugeot: 307 XND, XRD, XRDT | 405D 1.9 Diesel

## MOTOR

Bosch: 0001218007 | 0001218023 | 0001218125 | 0001218126

## EQUIVALENTE / Equivalent

Bosch: 9003336206 - Lucas Indiel: 223854

0709

IMPULSOR DE PARTIDA DO MOTOR DE ARRANQUE  
STARTER DRIVE / IMPULSOR DE PARTIDA

FOTO / Photo pg. 164

## APLICAÇÃO / Application / Aplicación

Mercedes Benz: 170 SD y 180 SD Arr. Bosch Caz. Grande - Yanmar Engine Marine: Rastrojero com Motor D4M

## EQUIVALENTE / Equivalent

Lucas Indiel: 221491

0711

IMPULSOR DE PARTIDA DO MOTOR DE ARRANQUE  
STARTER DRIVE / IMPULSOR DE PARTIDA

FOTO / Photo pg. 164

## APLICAÇÃO / Application / Aplicación

Nissan: 100NX 2.0GTI | Almera 2.0 Gti | Primera 2.0 | Sunny 2.0 - Subaru: Especial/Special

## MOTOR

Mitsubishi: M1T72981 | M1T72985 | M1T74781 | M1T74785 | M1T78881

## EQUIVALENTE / Equivalent

Hitachi: 2335453J11 - Lester: 17180 | 17246 - Mitsubishi: M191T12571 - Nissan: 2335453J11

0712

IMPULSOR DE PARTIDA DO MOTOR DE ARRANQUE  
STARTER DRIVE / IMPULSOR DE PARTIDA

FOTO / Photo pg. 164

## APLICAÇÃO / Application / Aplicación

Ford: Maverick 2400 1993...1996 - Infiniti: QX4 V6 3.3L 3275cc 1997...2000 - Nissan: Frontier L4 2.4L 2389cc 1998...2001 | Frontier L4 2.4L 2389cc 146cid 2001 | Pathfinder V6 3.3L 3275cc 1996...2000 | Pick Up D21 2400 1992...1998 | Pick Up L4 2.4L 2389cc 1996...1997 | Terrano II 2.4L 1993...1996 | XTerra L4 2.4L 2389cc 2000...2001

## MOTOR

Mitsubishi: M1T60281 | M000T60181 - Nissan: 233000W010 | 233000W011 | 233001S770 | 233001S771 | 233001S772 | 233004S100 | 233004S102 | 2330080G10 | 2330086G10 | 2330086G11 | 233001S772R | 233004S102R | 23300F4U010

## EQUIVALENTE / Equivalent

Lester: 17425 | 17683 | 17685 - Mitsubishi: M191T13471

0713

IMPULSOR DE PARTIDA DO MOTOR DE ARRANQUE  
STARTER DRIVE / IMPULSOR DE PARTIDA

FOTO / Photo pg. 164

## APLICAÇÃO / Application / Aplicación

Fiat: 1100T | 125 | 1300 | 1500 | 1800 | 2300 | Coupe | Familiar | Multicarga - Seat: 1500

## MOTOR

Femsa: MTD121 | MTD12H5 - Fiat: 4064058

## EQUIVALENTE / Equivalent

Bosch: 9001336205 - Femsa: 1066122 - Fiat: 4063663 - Lucas Indiel: 221832

0714

IMPULSOR DE PARTIDA DO MOTOR DE ARRANQUE  
STARTER DRIVE / IMPULSOR DE PARTIDA

FOTO / Photo pg. 164

## APLICAÇÃO / Application / Aplicación

Dodge: Dodge 1500 1.8 | Pick Up Durango 4x4 - Volkswagen: 1500 1.8

## EQUIVALENTE / Equivalent

Bosch: 1987BE0048 - Garef: 6624100 - Lucas Indiel: 221905

0720

IMPULSOR DE PARTIDA DO MOTOR DE ARRANQUE  
STARTER DRIVE / IMPULSOR DE PARTIDA

FOTO / Photo pg. 164

## APLICAÇÃO / Application / Aplicación

Rastrojero: IME reforma AN 115

## EQUIVALENTE / Equivalent

Lucas Indiel: 223290

0723

IMPULSOR DE PARTIDA DO MOTOR DE ARRANQUE  
STARTER DRIVE / IMPULSOR DE PARTIDA

FOTO / Photo pg. 165

## APLICAÇÃO / Application / Aplicación

Lister: Petter

## MOTOR

Remy: 10479600

## EQUIVALENTE / Equivalent

Lester: 6591 - Remy: 10457141

0729

IMPULSOR DE PARTIDA DO MOTOR DE ARRANQUE  
STARTER DRIVE / IMPULSOR DE PARTIDA

FOTO / Photo pg. 165

## APLICAÇÃO / Application / Aplicación

Ford: Escort 1.6 e 2.0 | Escort Hobby | Escort XR3 | Verona - Volkswagen: Beetle 2.0 | Golf G3 2.0 Syncro | Golf G4 1.8 | Logus 1993... | Passat Alemão | Polo Classic

## MOTOR

Bosch: 0001107003 | 0001107004 | 0001107022 | 0001107023 | 9000081001 | 9000081002

## EQUIVALENTE / Equivalent

Bosch: 1006209579 | 1006209917 | 9001081010 | F000AL1704 - Cargo: 135086 - Lester: 17223 | 17416 - Lucas: TNB010 - Lucas Indiel: 223121

0731

IMPULSOR DE PARTIDA DO MOTOR DE ARRANQUE  
STARTER DRIVE / IMPULSOR DE PARTIDA

FOTO / Photo pg. 165

## APLICAÇÃO / Application / Aplicación

Renault: R12 | R4 | R6

## EQUIVALENTE / Equivalent

Lucas Indiel: 221902 - Tria: 3902

0737

IMPULSOR DE PARTIDA DO MOTOR DE ARRANQUE  
STARTER DRIVE / IMPULSOR DE PARTIDA

FOTO / Photo pg. 165

## APLICAÇÃO / Application / Aplicación

General Motors/Chevrolet: Chevy Diesel - Isuzu: Especial/Special Diesel - Massey Ferguson: Especial/Special - Nissan: Frontier 4x4 2000 | Terrano - ZEN: Utiliza Pinhão ZEN 9488

## MOTOR

Hitachi: S1362 | S1363 | S1370 | S1382 | S1383 | S13100 | S13115 | S13121 | S1362A | S1362B | S1362C | S1370A | S1382A | S114253 | S114254 | S114255 | S114258 | S114264 | S114265 | S114268 | S114290 | S114296 | S114344 | S114374 | S114429 | S114446 | S114449 | S114453 | S114454 | S114457 | S114458 | S114480 | S114253A | S114253B | S114254A | S114254C | S114254D | S114255A | S114258A | S114258B | S114258C | S114264A | S114268A | S1142900 | S114290A | S114290B | S114296A | S114374B | S114401B | S114403B | S114429A | S114481A | S114374B | S1142584C - Isuzu: 891171630 | 891364001 | 891364480 | 892363470 | 8941155650 | 8941155670 | 8941156670 | 8941171630 | 8941333380 | 8941364480 | 8942168781 | 8942168783 | 8942363470 | 8942363471 | 8942387580 | 8942387581  
Nissan: 233005301 | 2330006W61 | 2330017C60 | 2330018C60 | 2330021P00 | 2330022P00 | 23300H5902 | 23300H9100 | 23300H9101 | 23300N5900 | 23300N5902 | 23300N5903 | 23300R2000 | 23300U7500 | 23300U7501 | 23300U7502 | 23300V5300 | 23300V5301 | 23300V5302 | 23300W1000 | 23300W1002 | 23300W7000 | 23300W7001 | 23300Y7000 | 23300Y7001

## EQUIVALENTE / Equivalent

Hitachi: 211435006 | 211455506 | 211475008 | 211485008 | 211495008 - Isuzu: 8941155680 | 8942363471 - Lester: 16584 | 16611 | 16811 | 16986 | 16997 | 18312  
Nissan: 23312H9100 | 23312M4901 | 23312N5900 | 23312N5903 | 23312V5301 | 23312V5302

0740

IMPULSOR DE PARTIDA DO MOTOR DE ARRANQUE  
STARTER DRIVE / IMPULSOR DE PARTIDA

FOTO / Photo pg. 165

## APLICAÇÃO / Application / Aplicación

Fiat: Duna SD | Regatta 2000 | Spazio D | Uno D

## EQUIVALENTE / Equivalent

Lucas Indiel: 227796 | 228135 | 35257798 | 35258135

0741

IMPULSOR DE PARTIDA DO MOTOR DE ARRANQUE  
STARTER DRIVE / IMPULSOR DE PARTIDA

FOTO / Photo pg. 165

## APLICAÇÃO / Application / Aplicación

Ford: Escort - Peugeot: 504 e 505 Motor 2000

## EQUIVALENTE / Equivalent

Bosch: 1987BE0049 - Lucas Indiel: 227951 | 228137 | 35257952 | 35258137

0742

IMPULSOR DE PARTIDA DO MOTOR DE ARRANQUE  
STARTER DRIVE / IMPULSOR DE PARTIDA

FOTO / Photo pg. 165

## APLICAÇÃO / Application / Aplicación

Ford: Sierra 1.6 - Volkswagen: Gol Argentino

## EQUIVALENTE / Equivalent

Lucas Indiel: 227799 | 228136 | 35257802 | 35258136

0743

IMPULSOR DE PARTIDA DO MOTOR DE ARRANQUE  
STARTER DRIVE / IMPULSOR DE PARTIDA

FOTO / Photo pg. 165

## APLICAÇÃO / Application / Aplicación

Fiat: 128 Super Europa | 147 | 147 Brio, SPR, SPT | Duna 1.3 e 1.5. | Fiorino 1.4 e 1.6. | Regatta 85SC | Spazio | Tipo 1.4 e 1.6 | Uno 1.4 e 1.6 | Vivace

## EQUIVALENTE / Equivalent

Lucas Indiel: 227965 | 228138 | 35257963 | 35258138

0744

IMPULSOR DE PARTIDA DO MOTOR DE ARRANQUE  
STARTER DRIVE / IMPULSOR DE PARTIDA

FOTO / Photo pg. 165

## APLICAÇÃO / Application / Aplicación

Fiat: 600

## MOTOR

Fiat: 870374

## EQUIVALENTE / Equivalent

Bosch: 1987BE0050 - Fiat: 4044451 - Lucas Indiel: 221831

0745

IMPULSOR DE PARTIDA DO MOTOR DE ARRANQUE  
STARTER DRIVE / IMPULSOR DE PARTIDA

FOTO / Photo pg. 165

## APLICAÇÃO / Application / Aplicación

Audi: A4 1.6i, 1.8i - General Motors/Chevrolet: Astra 1.8i | Astra 2.0i 16v | Astra 2.0 MPFI | Astra Sedan 1.8i | Astra Sedan 2.0i | Astra Sedan 2.0i 16v | Blazer 2.2 EFI | Ipanema 2.0 MPFI | Kadett 2.0 MPFI | Omega 2.0i | Omega 2.2i | Omega 3.0i | S10 2.2 Gasolina | Suprema 2.0, 2.0i, 3.0i. | Vectra 2.0 16v | Vectra GLS 2.0 | Vectra GSI 2.0i 16v | Zafira 2.0 MPFI | Zafira 2.0 SFI 16v - Peugeot: 306 1.8i, 1.8i 16V 09/1995... | 405 1.8i 09/1995... - Renault: Espace 2.0 16V 10/1998... | Megane 2.0 16V 03/1999... | Scenic RX4 2.0 06/1999... - Seat: Cordoba 1.0 | Cordoba 1.4 | Cordoba 1.4 16V | Cordoba 1.6 | Ibiza 16V - Volkswagen: Gol GTI 16V

## MOTOR

Bosch: 0001106012 | 0001106017 | 0001106022 | 0001106023 | 0001106024 | 0001107009 | 0001107012 | 0001107013 | 0001107015 | 0001107017 | 0001107018 | 0001107019 | 0001107025 | 0001107026 | 0001107034 | 0001107044 | 0001107045 | 0001107056 | 0001107070 | 9000081004 | F000AL0103 | F005M00024

## EQUIVALENTE / Equivalent

Bosch: 900118103 | 1006209584 | 1006209600 | 1006209686 | 1006209993 | 9001081033 | 9001084038 | F000AL1691 | F000AL1878 - General Motors/Chevrolet: 90421771 - Lucas: TMB584 - Lucas Indiel: 223122

0747

IMPULSOR DE PARTIDA DO MOTOR DE ARRANQUE  
STARTER DRIVE / IMPULSOR DE PARTIDA

FOTO / Photo pg. 165

## APLICAÇÃO / Application / Aplicación

General Motors/Chevrolet: Corsa 1.0 e 1.4 - Renault: Clio 1.2 e 1.4 | Laguna 1.8 e 2.0 | Megane | R19

## MOTOR

Valeo: D6RA6 | D6RA32 | D6RA33 | D6RA39 | D6RA48 | D6RA59 | D6RA61

## EQUIVALENTE / Equivalent

Lucas: TDB441 - Lucas Indiel: 221294 - Paris Rhone: 186020 - Valeo: NE830 | 185441 | 594108

0750

IMPULSOR DE PARTIDA DO MOTOR DE ARRANQUE  
STARTER DRIVE / IMPULSOR DE PARTIDA

FOTO / Photo pg. 165

## APLICAÇÃO / Application / Aplicación

Chrysler: Daytona 3.0 | Saragata 3.0 3.0 | Voyager 3.3 V6 1990...1993 - ZEN: Utiliza Pinhão ZEN 9307

## MOTOR

Nippondenso: 1280007500 | 1280009380

## EQUIVALENTE / Equivalent

Cargo: 137950 - Isuzu: 8943677720 - Lester: 17020 | 17197 | 17216 - Nippondenso: 283006860

0752

IMPULSOR DE PARTIDA DO MOTOR DE ARRANQUE  
STARTER DRIVE / IMPULSOR DE PARTIDA

FOTO / Photo pg. 165

## APLICAÇÃO / Application / Aplicación

Daewoo: Lanos 1.3 - 1.5 | Le Mans 1.5 - 1.6 | Nexia 1.5 - 1.6 | Racer - General Motors/Chevrolet: Saturno 91 - Opel: Astra 1.6 | Corsa 1.6 | Vectra 1.6

## MOTOR

Remy: 9000751 | 9000756 | 9000758 | 21020892 | 21020893 | 21021366 | 21021648

## EQUIVALENTE / Equivalent

Bosch: 1987BE0051 - Cargo: 136342 | 233950 - Lester: 6401 | 6432 | 6433 - Lucas Indiel: 223333 - Remy: 10472809 | 10497257

0753

IMPULSOR DE PARTIDA DO MOTOR DE ARRANQUE  
STARTER DRIVE / IMPULSOR DE PARTIDA

FOTO / Photo pg. 165

## APLICAÇÃO / Application / Aplicación

Ford: Escort Audi - Volkswagen: Apollo | Logus

## EQUIVALENTE / Equivalent

Lucas Indiel: 228229 | 35258229

0756

IMPULSOR DE PARTIDA DO MOTOR DE ARRANQUE  
STARTER DRIVE / IMPULSOR DE PARTIDA

FOTO / Photo pg. 165

## APLICAÇÃO / Application / Aplicación

Alfa Romeo: 159 2.2 JTS | Brera 2.2 JTS | Spider 2.2 JTS - Cadillac: Escalade 5.7 - Fiat: Croma 2.2 16V - General Motors/Chevrolet: Blazer 4.3 V6 1996 | Cavalier 2.4 | Malibu 2.4 | S10 4.3 V6 | Safari XT 4.3 V6 | Silverado 6.0 - 8.1 | Suburban 5.7 - 7.4 - 8.1 - Hyster: H80XM - Opel: Astra G 2.2 16V | Signum 2.0 Turbo - 2.2 | Speedster 2.2 | Vectra 2.2 16V | Vectra C 2.2 16V - 2.2 16V GTS | Zafira A 2.2 16V | Zafira A 2.2 16V - Pontiac: Grand AM 2.4 | Grand AM 2.4 | Sunfire 2.4 | Sunfire 2.4 Audi - Saab: 42803 1.8 - 2.0 Turbo | 9-3 1.8 Turbo - 2.0 Turbo

## MOTOR

Fiat: 55350543 | 55352105 - Remy: 8000321 | 9000786 | 9000796 | 9000798 | 9000804 | 9000806 | 9000819 | 9000820 | 9000821 | 9000822 | 9000834 | 9000835 | 9000850 | 9000851 | 9000853 | 9000860 | 9000965 | 10465167 | 10465293 | 10465309 | 10465386 | 10465554

**0756**IMPULSOR DE PARTIDA DO MOTOR DE ARRANQUE  
STARTER DRIVE / IMPULSOR DE PARTIDA

FOTO / Photo pg. 165

EQUIVALENTE / Equivalent

Bosch: 1987BE0052 - Cargo: 138216 - Lester: 6449 | 6470 | 6472 | 6480 | 6482 | 6560 | 6561 | 6562 | 6563 - Remy: 10465293 | 10475616

**0762**IMPULSOR DE PARTIDA DO MOTOR DE ARRANQUE  
STARTER DRIVE / IMPULSOR DE PARTIDA

FOTO / Photo pg. 165

APLICAÇÃO / Application / Aplicación

Ford: Escort Audi 827 c/ MQ | Verona

EQUIVALENTE / Equivalent

Lucas Indiel: 228368 | 228384 | 35258384

**0765**IMPULSOR DE PARTIDA DO MOTOR DE ARRANQUE  
STARTER DRIVE / IMPULSOR DE PARTIDA

FOTO / Photo pg. 166

APLICAÇÃO / Application / Aplicación

Bedford: MIDI - Innocenti: MINI 3 Cil

EQUIVALENTE / Equivalent

Lester: 17152 | 17565 - Nippondenso: 283004320

**0767**IMPULSOR DE PARTIDA DO MOTOR DE ARRANQUE  
STARTER DRIVE / IMPULSOR DE PARTIDA

FOTO / Photo pg. 166

APLICAÇÃO / Application / Aplicación

Hummer: H1

EQUIVALENTE / Equivalent

Lester: 6609 - Prestolite: DRA3002D

**0768**IMPULSOR DE PARTIDA DO MOTOR DE ARRANQUE  
STARTER DRIVE / IMPULSOR DE PARTIDA

FOTO / Photo pg. 166

APLICAÇÃO / Application / Aplicación

Fiat: 500DT | 500F | 500I | 500R

MOTOR

Fiat: 4117351 | 4117464 - Magneti Marelli: 63220107 | 63220108 | 63220137

EQUIVALENTE / Equivalent

Fiat: 4120550

**0769**IMPULSOR DE PARTIDA DO MOTOR DE ARRANQUE  
STARTER DRIVE / IMPULSOR DE PARTIDA

FOTO / Photo pg. 166

APLICAÇÃO / Application / Aplicación

Fiat: 133 | 133L | 600

MOTOR

Fiat: 7533231

EQUIVALENTE / Equivalent

Fiat: 9939837 - Lucas Indiel: 222501

**0770**IMPULSOR DE PARTIDA DO MOTOR DE ARRANQUE  
STARTER DRIVE / IMPULSOR DE PARTIDA

FOTO / Photo pg. 166

APLICAÇÃO / Application / Aplicación

Daewoo: Cielo | Espero GM 2000 | Espero CD 2000 | Racer - General Motors/Chevrolet: Astra 1.8 | Blazer V6 | Lanos | Nubira | S10 | Vectra CD | Zafira - Opel: Vectra CD 2000

MOTOR

Remy: 9000794 | 9000846

EQUIVALENTE / Equivalent

Bosch: 1987BE0021 - Lester: 6445 | 6481 - Lucas: TDB974 - Lucas Indiel: 223294 - Remy: 10451980 | 10475974

**0771**IMPULSOR DE PARTIDA DO MOTOR DE ARRANQUE  
STARTER DRIVE / IMPULSOR DE PARTIDA

FOTO / Photo pg. 166

APLICAÇÃO / Application / Aplicación

Peugeot: 504 XD2 Diesel 1995... - Renault: Pick Up Rodeo 4 cil 2.1 Diesel | R18 4 cil 2.1 Diesel | Trafic 352 4 cil 2.1 Diesel | Trafic T312 4 cil 2.1 Diesel | Trafic TA12 4 cil 2.1 Diesel | Trafic TA52 4 cil 2.1 Diesel

0771

IMPULSOR DE PARTIDA DO MOTOR DE ARRANQUE  
STARTER DRIVE / IMPULSOR DE PARTIDA

FOTO / Photo pg. 166

## MOTOR

Lucas Indiel: 35257880

## EQUIVALENTE / Equivalent

Lucas Indiel: 227911 | 35257911

0774

IMPULSOR DE PARTIDA DO MOTOR DE ARRANQUE  
STARTER DRIVE / IMPULSOR DE PARTIDA

FOTO / Photo pg. 166

## APLICAÇÃO / Application / Aplicación

Cadillac: DeVille V8 4.6L 281cid Gasolina 1995...2000 | Eldorado V8 4.6L 281cid Gasolina 1995...2000 | Seville V8 4.6L 281cid Gasolina 1995...2000 - General Motors/Chevrolet: 6500 Kodiak GM 7.0L(427) V8 Gasolina 1996 | B7 V8 7.0L 7011cc 427cid 1995...1998 | C4500 Kodiak V8 8.1L 496cid 2003...2006 | C5500 Kodiak V8 8.1L 496cid 2003...2006 | C5500 Kodiak GM 6.0L(366) V8 Gasolina 1996...1998 | C5500 Kodiak GM 7.0L(427) V8 Gasolina 1996...1998 | C5500 Kodiak GM 7.4L(454) V8 Gasolina 1999...2000 | C5500 Kodiak GM 8.1L(496) V8 Gasolina 2001...2002 | C60 GM 6.0L(366) V8 Gasolina 1996...1998 | C60 GM 7.0L(427) V8 Gasolina 1996...1998 | C60 GM 7.4L(454) V8 Gasolina 1999...2000 | C60 GM 8.1L(496) V8 Gasolina 2001...2002 | C60 Kodiak V8 6.0L 366cid 1996 | C60 Kodiak V8 7.0L 7011cc 427cid 1996 | C6500 Kodiak V8 6.0L 366cid 1997...1998 | C6500 Kodiak V8 7.0L 7011cc 427cid 1997...1998 | C6500 Kodiak V8 7.4L 454cid 1999...2000 | C6500 Kodiak V8 8.1L 496cid 2001...2006 | C70 GM 6.0L(366) V8 Gasolina 1996...1998 | C70 GM 7.0L(427) V8 Gasolina 1996...1998 | C70 GM 7.4L(454) V8 Gasolina 1999...2000 | C70 GM 8.1L(496) V8 Gasolina 2001...2002 | C70 Kodiak V8 6.0L 366cid 1996 | C70 Kodiak V8 7.0L 7011cc 427cid 1996 | C7500 Kodiak 8 Cil 7.0L 7011cc 427cid 1996 | C7500 Kodiak V8 6.0L 366cid GM 6.0L(366) V8 Gasolina 1997...1998 | C7500 Kodiak V8 7.0L 7011cc 427cid 1997...1998 | C7500 Kodiak V8 7.4L 454cid 1999...2000 | C7500 Kodiak V8 8.1L 496cid 2001...2006 | C7500 Kodiak GM 6.0L(366) V8 Gasolina 1996 | C7C7500 Kodiak V8 6.0L 366cid 1997...1998 | C80 GM 6.0L(366) V8 Gasolina 1996...1998 | C80 GM 7.0L(427) V8 Gasolina 1996...1998 | C80 GM 7.4L(454) V8 Gasolina 1999...2000 | C80 GM 8.1L(496) V8 Gasolina 2001...2002 | Kodiak C8500 GM 6.0L(366) V8 Gasolina 1996...1998 | Kodiak C8500 GM 7.0L(427) V8 Gasolina 1996...1998 | Kodiak C8500 GM 7.4L(454) V8 Gasolina 1999...2000 | Kodiak C8500 GM 8.1L(496) V8 Gasolina 2001...2006 | T5500 GM 6.0L(366) V8 Gasolina 1996...1998 | T6500 V8 6.0L 366cid 1997...1998 | T7500 V8 6.0L 366cid 1997...1998 - GMC: B7 V8 6.0L 366cid 1995...1998 | B7 V8 7.0L 7011cc 427cid 1995...1998 | C4500 Topkick V8 8.1L 496cid 2003...2006 | C5500 Topkick 8 Cil 8.1L 496cid GM 8.1L(496) V8 Gasolina 2002 | C5500 Topkick V8 8.1L 496cid 2003...2006 | C5500 Topkick GM 7.0L(427) V8 Gasolina 1996...1998 | C5500 Topkick GM 7.4L(454) V8 Gasolina 1999...2000 | C5500 Topkick GM 8.1L(496) V8 Gasolina 2001 | C5C5500 Topkick GM 6.0L(366) V8 Gasolina 1996...1998 | C6000 GM 6.0L(366) V8 Gasolina 1996...1998 | C6000 GM 7.0L(427) V8 Gasolina 1996...1998 | C6000 GM 7.4L(454) V8 Gasolina 1999...2000 | C6000 GM 8.1L(496) V8 Gasolina 2001...2002 | C6000 Topkick V8 7.0L 7011cc 427cid 1996 | C6500 Topkick V8 7.0L 7011cc 427cid 1997...1998 | C6500 Topkick V8 8.1L 496cid 2001...2006 | C6500 Topkick GM 7.0L(427) V8 Gasolina 1996 | C7000 GM 7.0L(427) V8 Gasolina 1996...1998 | C7000 GM 8.1L(496) V8 Gasolina 2001...2002 | C7000 Topkick V8 7.0L 7011cc 427cid 1996 | C7500 Topkick V8 6.0L 366cid 1997...1998 | C7500 Topkick V8 7.0L 7011cc 427cid 1997...1998 | C7500 Topkick V8 7.4L 454cid 1999...2000 | C7500 Topkick V8 8.1L 496cid 2001...2006 | C7500 Topkick GM 6.0L(366) V8 Gasolina 1996 | C80 GM 6.0L(366) V8 Gasolina 1996...1998 | C80 GM 7.0L(427) V8 Gasolina 1996...1998 | C80 GM 7.4L(454) V8 Gasolina 1999...2000 | C80 GM 8.1L(496) V8 Gasolina 2001...2002 | T5500 GM 6.0L(366) V8 Gasolina 1996...1998 | T6500 V8 6.0L 366cid 1997...1998 | T7500 V8 6.0L 366cid 1997...1998 | Topkick C8500 GM 6.0L(366) V8 Gasolina 1996...1998 | Topkick C8500 GM 7.0L(427) V8 Gasolina 1996...1998 | Topkick C8500 GM 7.4L(454) V8 Gasolina 1999...2000 | Topkick C8500 GM 8.1L(496) V8 Gasolina 2001...2006 - Oldsmobile: Aurora V8 4.0L 244cid 1995...1999

## MOTOR

Remy: 323489 | CM9805 | 9000805 | 9000812 | 10465294

## EQUIVALENTE / Equivalent

Lester: 6452 | 6471 - Remy: 10476642

0775

IMPULSOR DE PARTIDA DO MOTOR DE ARRANQUE  
STARTER DRIVE / IMPULSOR DE PARTIDA

FOTO / Photo pg. 166

## APLICAÇÃO / Application / Aplicación

Citroën: Ax | AX 1.4 diesel | AX Sport | BX14 | BX16 | MOT | XM 2.0i | XU10 - Peugeot: 205 | 205GTI | 305 | 307 | 405 | 605 | Rallye - Renault: Ônibus

## MOTOR

Valeo: D6RA5 | D6RA6 | D6RA12 | D6RA16 | D6RA18 | D6RA20 | D6RA23 | D6RA26 | D6RA37 | D6RA38 | D6RA41 | D6RA45 | D6RA51 | D6RA57 | D6RA66 | D6RA72

## EQUIVALENTE / Equivalent

Citroën: 96017849 - Lucas: TMB281 - Lucas Indiel: 223900 - Paris Rhone: 182412 | 184448 | 594029 | 594031 - Valeo: NE778 | NE784 | 184448 | 594029 | 594031

0779

IMPULSOR DE PARTIDA DO MOTOR DE ARRANQUE  
STARTER DRIVE / IMPULSOR DE PARTIDA

FOTO / Photo pg. 166

## APLICAÇÃO / Application / Aplicación

Fiat: Fiorino | Palio 1.0 | Palio Weekend 1.5 | Siena | Strada | Tipo 1.6 | Uno

## MOTOR

Fiat: 7772459 | 7772462 | 7785949 | 7796598 | 46417006 | 46429594 | 46465475 - Magneti Marelli: 7733966 | 7772459 | 7772462 | 7785949 | 46414994 | 46415504 | 46417006 | 46429594 | 46465475 | 63101000 | 63101002 | 63102003 | 63102004 | 63102007 | 63102008 | 63103002 | 63103003 | 63201008 | 63222889 | 63222900 | 63222901 | 63222905 | 63222908 | 63222909 | 63222936 | 63223035 | 63223085 | 63223101 | 63223108 | 63223109 | 63223200 | 63223303 | 631101002

## EQUIVALENTE / Equivalent

Bosch: 1987BE0124 - Fiat: 9945556 - Lucas: TMB009 - Lucas Indiel: 223307



0783

IMPULSOR DE PARTIDA DO MOTOR DE ARRANQUE  
STARTER DRIVE / IMPULSOR DE PARTIDA

FOTO / Photo pg. 166

## APLICAÇÃO / Application / Aplicación

Buick: Century 4 cil 2.2L | Regal V6 3.1 - General Motors/Chevrolet: Cavalier 4 cil 1996 | Lumina V6 3.1 lts e 4.0 lts | Minivan 3.4 lts | Monte Carlo V6 3.1 lts | MPV V6 3.4 lts - Hyster: Empilhadeira H55XM GM 2.2 - Jeep: Cherokee

## MOTOR

Remy: 2058 | 1358859 | 10455069 | 10455081

## EQUIVALENTE / Equivalent

Lester: 6473 | 6474 | 6483 - Remy: 10487536

0785

IMPULSOR DE PARTIDA DO MOTOR DE ARRANQUE  
STARTER DRIVE / IMPULSOR DE PARTIDA

FOTO / Photo pg. 166

## APLICAÇÃO / Application / Aplicación

Isuzu: Engines Industrial Misc. Equipment 3AE1 - Yanmar: Engine Marine 3HM 3 cil Diesel 1980...1984 | Engine Marine 3HM35 3 cil Diesel 1982...1992 | Engine Marine 3HMF 3 cil Diesel 1980...1984 | Engine Marine 4JH 4 cil Diesel 1982...1990 | Engine Marine 4JH-DTE 4 cil Diesel 1982...1990 | Engine Marine 4JH-HT 4 cil Diesel 1982...1990 | Engine Marine 4JH-HT-Z 4 cil Diesel 1982...1990 | Engine Marine 4JH-T 4 cil Diesel 1982...1990 | Engine Marine 4JH-TE 4 cil Diesel 1982...1990 | Engine Marine 4JH-TZ 4 cil Diesel 1982...1990 | Engine Marine 4JHE 4 cil Diesel 1982...1990 | Engine Marine 4JHZ 4 cil Diesel 1982...1990 | Engine Marine KBW-20 0000 | Engine Marine KBW-21 0000 | Engines Industrial 3D84-1C 1983...2004 | Engines Industrial 3T90L 1976...1982 | Tractor YM2210 2T90 Engine 1982...1990 | Tractor YM2610 3T80D Engine 1982...1990 | Tractor YM3000 3T84 Engine 1982...1990

## MOTOR

Hitachi: 51279 | 51337 | 51341 | 51277A | 51341A

## EQUIVALENTE / Equivalent

Hitachi: 213065002 - Lester: 18204 | 18208 | 18295

0786

IMPULSOR DE PARTIDA DO MOTOR DE ARRANQUE  
STARTER DRIVE / IMPULSOR DE PARTIDA

FOTO / Photo pg. 166

## APLICAÇÃO / Application / Aplicación

Fiat: 500 (Cinquecento) 704, 903 | Palio 1.5 | Panda Fire 750 1.0 | Strada | Tempra | Tipo 1.1, 1.4, 1.6, 2.0 | Uno Fire 45 - Kia: Besta 1000cc - Lancia: Dedra I.E 1.6 Renault: R12 | Trafic Gasolina 1995 - Seat: Ibiza | Malaga | Ronda

## MOTOR

Magneti Marelli: 63221800 | 63221830 | 63221832 | 63221834 | 63221890 | 63221892 | 63222831 | 63222832 | 63222833 | 63222836 | 63222837 | 63222838 | 63222897 | 63223001 | 63223031 | 63223032 | 63223033 | 63223034

## EQUIVALENTE / Equivalent

Bosch: 1987BE0053 - Fiat: 9939915 | 9940577 | 9941300 | 9941306 - Lucas: TMM901 - Lucas Indiel: 223124

0787

IMPULSOR DE PARTIDA DO MOTOR DE ARRANQUE  
STARTER DRIVE / IMPULSOR DE PARTIDA

FOTO / Photo pg. 166

## APLICAÇÃO / Application / Aplicación

Citroën: Saxo 1.0 / 1.4 | Xantia 1.6 / 1.8i / 2.0i 16V | XM 2.0i | Xsara 1.8 / 2.0 16V | ZX 1.0 / 1.4 / 1.6 / 1.8 / 2.0 16V - JPX: Jeep XUD9A - Peugeot: 106 1.0 | 205 | 206 | 306 1.6 / 1.8 / 2.0 / 2.0 16V | 405 1.6 / 1.8 / 1.9 / 2.0 | 406 1.6 / 1.8 / 2.0 16V - Renault: Espace | Laguna 16V | Master | Safrane V6 | Trafic Gasolina - Volvo: S40

## MOTOR

Valeo: D6RA53 | D6RA63 | D6RA141 | D6RA511 | D6RA571 | D6RA572 | D6RA661 | D6RA721

## EQUIVALENTE / Equivalent

Lester: 17667 - Lucas Indiel: 221293 - Valeo: NE875 | 186867 | 186938 | 187960 | 188887 | 594214

0790

IMPULSOR DE PARTIDA DO MOTOR DE ARRANQUE  
STARTER DRIVE / IMPULSOR DE PARTIDA

FOTO / Photo pg. 166

## APLICAÇÃO / Application / Aplicación

Nissan: CD 17 | CD 20 | Cherry | Forklift | Patrol 3.3 D | Stanza | Sunny 1.7 D | Vanette D - ZEN: Utiliza Pinhão ZEN 9527

## MOTOR

Hitachi: S1347 | S1350 | S1356 | S1365 | S1369 | S1381 | S13102 | S13104 | S1347A | S1350A | S1356A | S1366A | S114357 | S13105A | S13666A | S114357A | S114357B | S114357C | S114395A | S114935A | S1143557A - Nissan: 23300 | 233000 | 2330000 | 233000500 | 233000703 | 23300V700 | 2330006W61 | 2330010G02 | 2330011M00 | 2330011M02 | 2330011MOO | 2330011N00 | 2330038W00 | 2330054A01 | 2330083W00 | 23300V0700 | 23300V0702 | 23300V0703 | 23300V0705 | 23300V0706 | 23300V7260 | 23300V0703 | 23300W2500 | 23300W2804 | 23300054A01 | 23300100G02 | 23300V07702 - Porsche: S1350 | S1369 | S1347A | 2330000 | 23300W2804

## EQUIVALENTE / Equivalent

Cargo: 135091 - Hitachi: 21301502 | 211415507 | 211485501 | 213065001 | 213075004 - Lester: 16733 | 16809 | 18053 | 18054 | 18061 - Nissan: 2354V0700 | 2331210G00 | 2331211M00 | 23354V0700 - Porsche: 21301502 | 213065001 | 213075004 | 2331211M00 | 23354V0700

**0791**IMPULSOR DE PARTIDA DO MOTOR DE ARRANQUE  
STARTER DRIVE / IMPULSOR DE PARTIDA

FOTO / Photo pg. 166

## APLICAÇÃO / Application / Aplicación

Nissan: 200SX L4 | 310 | Stanza - ZEN: Utiliza Pinhão ZEN 9528

## MOTOR

Hitachi: S114252 | S114322 | S114393 | S114252A | S114252C | S114252E | S114252F | S114322A | S114403B - Nissan: 23300000 | 233000000 | 2330005P01 | 23300D0300 | 23300D0301 | 23300M4900 | 23300M4901 | 23300M4903 | 23300M4904

## EQUIVALENTE / Equivalent

Hitachi: 211435507 - Lester: 16694 | 16803 | 16982 - Nissan: 23312M4902

**0793**IMPULSOR DE PARTIDA DO MOTOR DE ARRANQUE  
STARTER DRIVE / IMPULSOR DE PARTIDA

FOTO / Photo pg. 166

## APLICAÇÃO / Application / Aplicación

Nissan: E16 | NX 1600 | NX 2000 | Pulsar 1.6 | Sentra 1.6

## MOTOR

Hitachi: 51389 | 51384B | 5114440 | 5114486 | 5114475A - Nissan: 2330036A00

## EQUIVALENTE / Equivalent

Lester: 16816 | 17178 - Nissan: 2331236A00

**0794**IMPULSOR DE PARTIDA DO MOTOR DE ARRANQUE  
STARTER DRIVE / IMPULSOR DE PARTIDA

FOTO / Photo pg. 167

## APLICAÇÃO / Application / Aplicación

Ford: F1000 4.9l. Gasolina

## MOTOR

Bosch: 0001110033

## EQUIVALENTE / Equivalent

Bosch: 1006209551

**0797**IMPULSOR DE PARTIDA DO MOTOR DE ARRANQUE  
STARTER DRIVE / IMPULSOR DE PARTIDA

FOTO / Photo pg. 167

## APLICAÇÃO / Application / Aplicación

Seat: Especial/Special - Volkswagen: Polo

## MOTOR

Bosch: 0001109001 | 0001109002 | 0001109006

## EQUIVALENTE / Equivalent

Bosch: 1006209580 - Lucas Indiel: 223918

**0798**IMPULSOR DE PARTIDA DO MOTOR DE ARRANQUE  
STARTER DRIVE / IMPULSOR DE PARTIDA

FOTO / Photo pg. 167

## APLICAÇÃO / Application / Aplicación

Ford: Escort Audi - Porsche: 924 | 944

## MOTOR

Bosch: 0001108021 | 0001108147

## EQUIVALENTE / Equivalent

Bosch: 1006209535 - Cargo: 136723 - Lester: 17023 - Lucas Indiel: 223919

**0799**IMPULSOR DE PARTIDA DO MOTOR DE ARRANQUE  
STARTER DRIVE / IMPULSOR DE PARTIDA

FOTO / Photo pg. 167

## APLICAÇÃO / Application / Aplicación

Fiat: Tipo 1.8 i.e. | Tipo 2.0 i.e. | Tipo 2.0 i.e. 16V - Seat: Cordoba 1.6 | Cordoba 1.8 | Cordoba 1.8 16V | Cordoba 2.0 - Volkswagen: Golf 1.8 | Golf G2 1.8 | Golf G3 1.8 | Golf GTI 2.0 | Passat Alemão

## MOTOR

Bosch: 0001107007 | 0001107008 | 0001107020 | 0001107021 | 0001107052

## EQUIVALENTE / Equivalent

Bosch: 1006209585 | 1006209679 | 1006209916 | F000AL2012 - Lester: 17222 | 17415 - Lucas: TMB585 - Lucas Indiel: 223125

**0800**IMPULSOR DE PARTIDA DO MOTOR DE ARRANQUE  
STARTER DRIVE / IMPULSOR DE PARTIDA

FOTO / Photo pg. 167

## APLICAÇÃO / Application / Aplicación

Citroën: BX17 Diesel | BX19 Diesel | Visa 17 Diesel - Peugeot: 205 | 305 1.9D 09/1997... | 306 1.9D 09/1997... | 309 1.9D 09/1997... | 405 Diesel

## MOTOR

Bosch: 0001110017 | 0001110999 | F010AL0101

## EQUIVALENTE / Equivalent

Bosch: 1006209541 - Lucas Indiel: 223920

**0801**IMPULSOR DE PARTIDA DO MOTOR DE ARRANQUE  
STARTER DRIVE / IMPULSOR DE PARTIDA

FOTO / Photo pg. 167

## APLICAÇÃO / Application / Aplicación

Chrysler: Jeep Cherokee

## MOTOR

Chrysler: 56004934 - Mitsubishi: M1T76081

## EQUIVALENTE / Equivalent

Lester: 17467 - Lucas Indiel: 220401 - Mitsubishi: M191T14271 | M191T76081

**0803**IMPULSOR DE PARTIDA DO MOTOR DE ARRANQUE  
STARTER DRIVE / IMPULSOR DE PARTIDA

FOTO / Photo pg. 167

## APLICAÇÃO / Application / Aplicación

Saab: 1108075 | 42803 L4 2.0L 1985cc 1999 | 42803 L4 2.3L 2290cc 140cid 1999 | 900 L4 2.1L 2119cc 1991...1994 | 900 L4 2.3L 2290cc 140cid 1994...1998 | 900 L4 2.0L 1985cc 1985...1993/1994...1998 | 9000 L4 2.0L 1985cc 1986...1990 | 9000 L4 2.3L 2290cc 1991...1993/1994...1998 | 9000 L4 2.3L 2290cc 140cid 1990...1993 | 9000 L4 2.3L 2290cc 140cid 1990...1993/1994

## MOTOR

Bosch: 0001108075 | 0001108091 | 0001108092 | 0001108151 | 0001108154

## EQUIVALENTE / Equivalent

Bosch: 1006209564 - Lester: 17013 | 17276 | 17670

**0805**IMPULSOR DE PARTIDA DO MOTOR DE ARRANQUE  
STARTER DRIVE / IMPULSOR DE PARTIDA

FOTO / Photo pg. 167

## APLICAÇÃO / Application / Aplicación

Lada: Samara

## MOTOR

Bosch: 0001108099

## EQUIVALENTE / Equivalent

Bosch: 1006209578 | 1006209923 - Lucas Indiel: 223296

**0806**IMPULSOR DE PARTIDA DO MOTOR DE ARRANQUE  
STARTER DRIVE / IMPULSOR DE PARTIDA

FOTO / Photo pg. 167

## APLICAÇÃO / Application / Aplicación

Buick: Enclave V6 3.6L 217cid 2008...2011 | Enclave V6 3.6L 3564cc 217cid 2011 | LaCrosse V6 3.0L 182cid 2010 | LaCrosse V6 3.6L 217cid 2010...2011 | LaCrosse V6 3.6L 3564cc 217cid 2010...2011 - Cadillac: SRX V6 3.0L 182cid 2010...2011 | STS V6 3.6L 217cid 2007 - Citroën: C4 Pallas - Fiat: 500 - General Motors/Chevrolet: Acadia V6 3.6L 217cid 2007...2011 | Acadia V6 3.6L 3564cc 217cid 2011 | Captiva 3.6 | Equinox V6 3.0L 182cid 2010...2011 | Equinox V6 3.6L 217cid 2008...2009 | Malibu V6 3.6L 217cid 2008...2011 | Malibu V6 3.6L 3564cc 217cid 2011 | Terrain V6 3.0L 182cid 2010...2011 | Traverse V6 3.6L 217cid 2009...2011 - JPX: Jeep - Peugeot: 405D - Pontiac: G6 V6 3.6L 217cid 2007...2009 | Torrent V6 3.6L 217cid 2008...2009 - Saturn: Saturn CarAura V6 3.6L 217cid 2007...2009 | Saturn TruckOutlook V6 3.6L 217cid 2007...2010 | Vue V6 3.6L 217cid 2008...2010 - Suzuki: XL7 V6 3.6L 3564cc 2007...2009 - Willys: Pick Up 1994...

## MOTOR

Fiat: 53100008 | 68073160AA - Mitsubishi: MOT36571 | MOT82081 | MOT86181 | MOT93391 | M1T80081 | M1T85781 | M1T90281 | M08T87881 | M000T36571 | M000T33871ZC | M000T33871ZT

## EQUIVALENTE / Equivalent

Lucas Indiel: 223297 - Mitsubishi: M191T13671 | M191T14671 | M191T18271

**0808**IMPULSOR DE PARTIDA DO MOTOR DE ARRANQUE  
STARTER DRIVE / IMPULSOR DE PARTIDA

FOTO / Photo pg. 167

## APLICAÇÃO / Application / Aplicación

Daihatsu: Terios - Suzuki: Jimmy | Swift 1.3

**0808**IMPULSOR DE PARTIDA DO MOTOR DE ARRANQUE  
STARTER DRIVE / IMPULSOR DE PARTIDA

FOTO / Photo pg. 167

**EQUIVALENTE / Equivalent**

Denso: 283006710 - Lester: 17142 - Lucas Indiel: 223926 - Nippondenso: 283006680

**0809**IMPULSOR DE PARTIDA DO MOTOR DE ARRANQUE  
STARTER DRIVE / IMPULSOR DE PARTIDA

FOTO / Photo pg. 167

**APLICAÇÃO / Application / Aplicación**

Daihatsu: Charmant 1300 - Honda: Civic - Toyota: 4A - 5A - 4E - 5E | Carina II 1.6 | Celica 1.6 GT 16V | Corolla 1.3 | Corolla 1.6 | Corolla 1.6 Gti 16V | Coupe 1.6 GT16V | Etios 2011... | Lite-Ace 1.5 | MR-2 1.6 GT | Paseo | Starlet 1.0 / 1.2 / 1.3 | Tercel | Twin Cam 1.6 GT16V | Yares

**MOTOR**

Denso: 4380000590 - Honda: 31200PLRA52 - Lucas Indiel: LRS2163 - Nippondenso: 1280005210 | 1280005211 | 1280005680 | 1280006340 | 1280006720 | 1280008530 | 1280008531 | 1280008890 | 1280008891 | 1280009290 | 1280009291 | 2280009652 | 4280000320 | 4280000321 | 4280001590 - Toyota: 281000Y070

**EQUIVALENTE / Equivalent**

Lester: 17203 | 17252 | 17253 - Lucas Indiel: 223927 - Nippondenso: 0283006070 | 0283006960 - Toyota: 6070 | 2801170020

**0815**IMPULSOR DE PARTIDA DO MOTOR DE ARRANQUE  
STARTER DRIVE / IMPULSOR DE PARTIDA

FOTO / Photo pg. 167

**APLICAÇÃO / Application / Aplicación**

Honda: Accord 1.8 - 2.0 | Aerodeck | Prelude 2.0

**EQUIVALENTE / Equivalent**

Cargo: 134284 - Lester: 16845 | 16901 | 16902 | 16914 | 16960 | 16975 | 17160 | 17201 | 17205 | 17474 | 17491 | 17527 - Mitsuba: 31204PD1003

**0817**IMPULSOR DE PARTIDA DO MOTOR DE ARRANQUE  
STARTER DRIVE / IMPULSOR DE PARTIDA

FOTO / Photo pg. 167

**APLICAÇÃO / Application / Aplicación**

Chrysler: Caravan 1992...1997 | Concorde 1993...1997 | Dodge Eagle Vision Intrepid 1993...1997 | Dodge Fifth Avenue 1993 | Dynanty 1990...1993 | Imperial | New Yorker | Town 1992...1997 - ZEN: Utiliza Pinhão ZEN 9492

**EQUIVALENTE / Equivalent**

Lester: 17460 | 17465 - Nippondenso: 283007720

**0818**IMPULSOR DE PARTIDA DO MOTOR DE ARRANQUE  
STARTER DRIVE / IMPULSOR DE PARTIDA

FOTO / Photo pg. 167

**APLICAÇÃO / Application / Aplicación**

Especial/Special: Motocicletas - Ford: Ranger 2.5 D - Honda: Accord | Civic - Jaguar: HJ 12 6.0 | XJS 5.3 V12 | XJS 6.0 - Land Rover: Freelander 2.0 TD4 - Lexus: LS 400 - Toyota: Corolla | Land Cruiser 4.7 | Tacoma - Yale: Empilhadeira - ZEN: Utiliza Pinhão ZEN 9186

**MOTOR**Nippon: 2280000990 | 2280000991 | 2280001060 | 2280001530 | 2280001531 | 2280004570 | 2280006482 | 2280007800 | 2280007801 - Nippondenso: 1280008210 | 1280009190 | 1280009191 | 1280009300 | 1280009310 | 1280009380 | 1280009520 | 1280009700 | 2280000340 | 2280001160 | 2280007390 | 2280007391 | 2280007392  
Toyota: 2810016270 | 2810046100 | 2810046120 | 2810046140 | 2810049090 | 2810075050 | 2810076060 | 2810076070**EQUIVALENTE / Equivalent**

Cargo: 137753 - Nippon: 0283007940 - Nippondenso: 0283006990 | 0283007170 | 0283007990 - Toyota: 2801176070

**0820**IMPULSOR DE PARTIDA DO MOTOR DE ARRANQUE  
STARTER DRIVE / IMPULSOR DE PARTIDA

FOTO / Photo pg. 167

**APLICAÇÃO / Application / Aplicación**

Ford: Escort Diesel

**MOTOR**

Lucas Indiel: 26921 | 26925 | 26903A | 26913A | 26935B | 26929A/B | 26931A/B

**EQUIVALENTE / Equivalent**

Lucas: TMB182 | 54291735

**0821**IMPULSOR DE PARTIDA DO MOTOR DE ARRANQUE  
STARTER DRIVE / IMPULSOR DE PARTIDA

FOTO / Photo pg. 167

**APLICAÇÃO / Application / Aplicación**

Ford: Mondeo - Rover: 216

**MOTOR**

Lucas Indiel: 26708 | 26816 | 26823 | 26824 | 26716B | 26809A | 26810A | 26707A/L | 26713A/D | 26804A/E

0821

IMPULSOR DE PARTIDA DO MOTOR DE ARRANQUE  
STARTER DRIVE / IMPULSOR DE PARTIDA

FOTO / Photo pg. 167

EQUIVALENTE / Equivalent

Lucas: TMB171 | 54290840

0822

IMPULSOR DE PARTIDA DO MOTOR DE ARRANQUE  
STARTER DRIVE / IMPULSOR DE PARTIDA

FOTO / Photo pg. 168

APLICAÇÃO / Application / Aplicación

Austin: Maestro 2.0 - Rover: 111, 114, 214, 820 | Maestro 1.3, 1.6, 2.0, 2.0 Turbo | Metro 1.0, 1.1, 1.3 | Mini Cooper 1.3 | Montego 2.0 Turbo | TNB176

MOTOR

Lucas Indiel: M79 | 26702 | 26717A | 26811A | 26702E/K | 26812A/D

EQUIVALENTE / Equivalent

Lucas: TMB174 | 54292929

0823

IMPULSOR DE PARTIDA DO MOTOR DE ARRANQUE  
STARTER DRIVE / IMPULSOR DE PARTIDA

FOTO / Photo pg. 168

APLICAÇÃO / Application / Aplicación

Ford: Mondeo 95 CLX 16 V

MOTOR

Lucas Indiel: M79 | 26628 | 26689 | 26695 | 26605A | 26620A | 26628A | 26678B | 26679B | 26680B | 26681B | 26600E/F | 26601E/F | 26609F/J | 26613E/H | 26616A/B | 26619A/D | 26621A/B | 26624A/D | 26626A/B | 26654B/D - Magneti Marelli: 63227004 | 63227005 | 63227006 | 63227007 | 63227008 | 63227009 | 63227010 | 63227014 | 63227016 | 63227017 | 63227028 | 63227038

EQUIVALENTE / Equivalent

Lucas: TMB167 | 54291911 - Lucas Indiel: 221167

0825

IMPULSOR DE PARTIDA DO MOTOR DE ARRANQUE  
STARTER DRIVE / IMPULSOR DE PARTIDA

FOTO / Photo pg. 168

APLICAÇÃO / Application / Aplicación

Chrysler: Jeep Cherokee

MOTOR

Chrysler: 56041014 - Mitsubishi: M001T79482 | M001T74281ZC | M001T74287ZC

EQUIVALENTE / Equivalent

Lester: 17461 | 17559 | 17561 - Lucas Indiel: 220402 - Mitsubishi: M191T14371

0828

IMPULSOR DE PARTIDA DO MOTOR DE ARRANQUE  
STARTER DRIVE / IMPULSOR DE PARTIDA

FOTO / Photo pg. 168

APLICAÇÃO / Application / Aplicación

Nissan: NX 4 cil. 2.0L 1998cc 1991...1993 | Sentra 4 cil. 2.0L 1998cc 1991...1994

EQUIVALENTE / Equivalent

Cargo: 137413 - Hitachi: 211475014 - Lester: 17246

0830

IMPULSOR DE PARTIDA DO MOTOR DE ARRANQUE  
STARTER DRIVE / IMPULSOR DE PARTIDA

FOTO / Photo pg. 168

APLICAÇÃO / Application / Aplicación

Daihatsu: Feroza 4x4 - Toyota: Yares

EQUIVALENTE / Equivalent

Lester: 16879 - Nippondenso: 283005820

0831

IMPULSOR DE PARTIDA DO MOTOR DE ARRANQUE  
STARTER DRIVE / IMPULSOR DE PARTIDA

FOTO / Photo pg. 168

APLICAÇÃO / Application / Aplicación

Datsun: Especial/Special - Nissan: Especial/Special - Skoda: Especial/Special

EQUIVALENTE / Equivalent

Pal: 443937150171 - Skoda: 115904030

0832

IMPULSOR DE PARTIDA DO MOTOR DE ARRANQUE  
STARTER DRIVE / IMPULSOR DE PARTIDA

FOTO / Photo pg. 168

## APLICAÇÃO / Application / Aplicación

Honda: Civic 1300 L4 1.3 Gas. 1987 | Civic 1300 STD L4 1.3 Gas. 1984...1986 | Civic DX L4 1.3 Gas. 1984 | Civic DX L4 1.3 Gas. 1985 | Civic DX L4 1.3 Gas. 1986 | Civic DX L4 1.3 Gas. 1987 | CRX 1300 L4 1.3 Gas. 1984 | CRX 1500 HF L4 1.5 Gas. 1985...1989 | CRX 1500 L4 1.5 Gas. 1984...1987 | CRX 1500 SI L4 1.5 Gas. 1985...1987 | CRX DX L4 1.5 Gas. 1988...1990 | CRX HF L4 1.5 Gas. 1991 - Rover: 213

## MOTOR

Hitachi: S114385 | S114387 | S114396 | S114412 | S114396D | 5811001921 | 5811002150 - Honda: 31200PE0015 - Isuzu: 5811001920 | 5811002150

## EQUIVALENTE / Equivalent

Hitachi: 211415508 - Honda: 31207PE0005 - Isuzu: 5811230360 - Lester: 16843 | 18056 | 18322

0836

IMPULSOR DE PARTIDA DO MOTOR DE ARRANQUE  
STARTER DRIVE / IMPULSOR DE PARTIDA

FOTO / Photo pg. 168

## APLICAÇÃO / Application / Aplicación

Peugeot: 106 | 206 - Renault: Clio

## MOTOR

Mitsubishi: M2T48381 | M3T32985

## EQUIVALENTE / Equivalent

Lucas Indiel: 229988 - Mitsubishi: M191T22471

0837

IMPULSOR DE PARTIDA DO MOTOR DE ARRANQUE  
STARTER DRIVE / IMPULSOR DE PARTIDA

FOTO / Photo pg. 168

## APLICAÇÃO / Application / Aplicación

Fiat: Doblo | Palio 1.0 8V e 16V | Palio 1.3 MPI 16V | Palio Fire | Palio Weekend 1.0 8V e 16V | Palio Weekend 1.3 MPI 16V | Siena 1.0 MPI 16V | Siena 1.3 MPI 16V | Strada 1.0 8V | Strada 1.3 16V | Uno Mille Fire - General Motors/Chevrolet: Celta 2001...2009 | Corsa 1.0, 1.4, 1.6 EFI. | Prisma 2007...2009 | Tigra 1998...2000 - Renault: Clio 1.6i 07/1996... | R19 1.6i 07/1996...

## MOTOR

Bosch: 9000081003 | F000AL0304 | F000AL0309 | F000AL0310 | F000AL0314

## EQUIVALENTE / Equivalent

Bosch: 9001081022 | F000AL1040 | F000AL1238 | F000AL1679 | F000AL1680 | F000AL1692 - General Motors/Chevrolet: 93240221 - Lucas: TMB022 - Lucas Indiel: 223126

0841

IMPULSOR DE PARTIDA DO MOTOR DE ARRANQUE  
STARTER DRIVE / IMPULSOR DE PARTIDA

FOTO / Photo pg. 168

## APLICAÇÃO / Application / Aplicación

Toyota: 4K - 5K | Corolla 1.3 | Hiace | Liteace 1.5

## MOTOR

Nippondenso: 185086440 | 1280007740

## EQUIVALENTE / Equivalent

Nippondenso: 0283005400 | 2801113060

0843

IMPULSOR DE PARTIDA DO MOTOR DE ARRANQUE  
STARTER DRIVE / IMPULSOR DE PARTIDA

FOTO / Photo pg. 168

## APLICAÇÃO / Application / Aplicación

General Motors/Chevrolet: Celta 1.0 | Corsa - Renault: Clio | Clio 1.6 | Kangoo 1.6 | Laguna 1.8 e 2.0 | Laguna Nevada 1.6 | Megane 1.6 | R11 1.6 | R12 1.6 | R19 1.6 | R9 1.6 e 1.7 | Scenic 1.6

## MOTOR

Valeo: D7E4 | D7E6 | D7E8 | BD7R1 | D7E15 | D7E17 | D7E18 | BD7E17 | 93264950

## EQUIVALENTE / Equivalent

Valeo: NE971 | 180205 | 182848 | 187788 | 190205 | 230205 | 300305 | 494829 | 594345

0844

IMPULSOR DE PARTIDA DO MOTOR DE ARRANQUE  
STARTER DRIVE / IMPULSOR DE PARTIDA

FOTO / Photo pg. 168

## APLICAÇÃO / Application / Aplicación

Volkswagen: LT TD - Volvo: 240 D | 740 TD | 940 TD - ZEN: Utiliza Pinhão ZEN 9566

## MOTOR

Hitachi: S1391

0844

IMPULSOR DE PARTIDA DO MOTOR DE ARRANQUE  
STARTER DRIVE / IMPULSOR DE PARTIDA

FOTO / Photo pg. 168

EQUIVALENTE / Equivalent

Cargo: 133437 - Hitachi: 213035004 - Lester: 17138

0846

IMPULSOR DE PARTIDA DO MOTOR DE ARRANQUE  
STARTER DRIVE / IMPULSOR DE PARTIDA

FOTO / Photo pg. 168

APLICAÇÃO / Application / Aplicación

Citroën: Berlingo | Congo | Xantia - Fiat: Palio 1.0 MPI 8V | Palio Argentino 1.6 | Palio Weekend 1.0 | Palio Weekend 1.5 | Siena 1.0 | Siena 1.5 | Stilo JTD 1.9 | Strada 1.5 | Uno Mille Elettronica | Uno SX 1996 - Peugeot: 205 | 306 | 405 | 406

MOTOR

Bosch: 9000081009 | F000AL0300 | F000AL0305 | F010AL0301

EQUIVALENTE / Equivalent

Bosch: 9001081066 | F000AL1023 - Lucas: TMB066 - Lucas Indiel: 223127

0851

IMPULSOR DE PARTIDA DO MOTOR DE ARRANQUE  
STARTER DRIVE / IMPULSOR DE PARTIDA

FOTO / Photo pg. 168

APLICAÇÃO / Application / Aplicación

Volkswagen: TL 2.4 diesel

MOTOR

Bosch: 0001218116

EQUIVALENTE / Equivalent

Bosch: 9002336204 - Cargo: 135116 - Lucas: TMB475

0852

IMPULSOR DE PARTIDA DO MOTOR DE ARRANQUE  
STARTER DRIVE / IMPULSOR DE PARTIDA

FOTO / Photo pg. 168

APLICAÇÃO / Application / Aplicación

Chrysler: Neon | Stratus

MOTOR

Bosch: 0001107049

EQUIVALENTE / Equivalent

Bosch: 1006209613 - Lester: 17560 | 17563 - Lucas Indiel: 223960

0853

IMPULSOR DE PARTIDA DO MOTOR DE ARRANQUE  
STARTER DRIVE / IMPULSOR DE PARTIDA

FOTO / Photo pg. 168

APLICAÇÃO / Application / Aplicación

Nissan: 310 L4 1.4L 1393cc 85cid 1979...1980 | 310 L4 1.5L 1488cc 1981 | A12, A15 | F10 L4 1.4L 1393cc 85cid 1976...1978 | Fork Lifts

MOTOR

Mitsubishi: M2T20181 | M2T20181D - Nissan: 23300H5014

EQUIVALENTE / Equivalent

Lester: 16579 - Mitsubishi: M191T22571 - Nissan: 23354T5000

0854

IMPULSOR DE PARTIDA DO MOTOR DE ARRANQUE  
STARTER DRIVE / IMPULSOR DE PARTIDA

FOTO / Photo pg. 169

APLICAÇÃO / Application / Aplicación

Asia Motors: Towner Daewoo - Renault: Twingo

MOTOR

Remy: 10455505

EQUIVALENTE / Equivalent

Lucas: TMB008 - Remy: 10475958

0855

IMPULSOR DE PARTIDA DO MOTOR DE ARRANQUE  
STARTER DRIVE / IMPULSOR DE PARTIDA

FOTO / Photo pg. 169

APLICAÇÃO / Application / Aplicación

Fiat: Palio 1.6 16 V | Palio Weekend 1.6 16V | Siena | Tempra 2.0 8V | Tempra 2.0 MPI 16V | Tempra 2.0 SPI 8V | Tempra 2.0 Turbo MPI 8V | Uno - ZEN: Planetária ZEN 12689

MOTOR

Bosch: 9000081005 | 9000081008 | 9000084005 | F000AL0100

**0855**IMPULSOR DE PARTIDA DO MOTOR DE ARRANQUE  
STARTER DRIVE / IMPULSOR DE PARTIDA

FOTO / Photo pg. 169

**EQUIVALENTE / Equivalent**

Bosch: 9001081042 | F000AL1693 - Lucas: TMB042 - Lucas Indiel: 223305

**0857**IMPULSOR DE PARTIDA DO MOTOR DE ARRANQUE  
STARTER DRIVE / IMPULSOR DE PARTIDA

FOTO / Photo pg. 169

**APLICAÇÃO / Application / Aplicación**

Fiat: Regata 1.7 diesel | Ritmo Diesel - Mercedes Benz: 190 | 190E | 200 | 230 | 250 | 280 | L410 | O309 - Peugeot: 305 Diesel - Volkswagen: LT28 | LT31 | LT35 | LT40 | LT45 | LT50

**MOTOR**

Bosch: 0001211146 | 0001314026 | 0001314027 | 0001314028 | 0001314029 | 0001314030 | 0001314033 | 0001314034 | 0001314035 | 0001314036 | 0001314037 | 0001314038 | 0001316004 - Fiat: 4392461 | 5997307 | 5997309

**EQUIVALENTE / Equivalent**

Bosch: 1006209469 | 1006209470 | 1006209473 - Fiat: 9936671 - Lester: 16543 | 16954 | 17043

**0860**IMPULSOR DE PARTIDA DO MOTOR DE ARRANQUE  
STARTER DRIVE / IMPULSOR DE PARTIDA

FOTO / Photo pg. 169

**APLICAÇÃO / Application / Aplicación**

Volkswagen: Parati | Pointer Audi 827 - 1.8 e 2.0 | Polo Classic 2.0

**MOTOR**

Lucas Indiel: 35258270 | 35258640 | 35259060

**EQUIVALENTE / Equivalent**

Lucas Indiel: 228396 | 35258396

**0861**IMPULSOR DE PARTIDA DO MOTOR DE ARRANQUE  
STARTER DRIVE / IMPULSOR DE PARTIDA

FOTO / Photo pg. 169

**APLICAÇÃO / Application / Aplicación**Ford: F100 | F1000 Maxion TN1 HSD Diesel 1997 | F150 | Ranger | Transit - General Motors/Chevrolet: Blazer 2.5 Diesel | S10 Diesel - Land Rover: Land Rover Defender 2.5 Diesel Gemini TCI D.I. 23L | Land Rover Defender 2.5 Turbo 1990...2001 | Land Rover Diesel Maxion H54TCC 1998... | Land Rover Discovery 2.5 Tdi 12L, 21L 1989...1994 | Land Rover Discovery 2.5 Tdi 16L 1993...1998 | Range Rover I 2.5 Tdi Classic 14L 1992...1994 | Range Rover I 2.5 Tdi Classic 300 Tdi 1994...1996  
Mercedes Benz: Sprinter - Perkins: Maxion - HSD (Maxion High Speed)**MOTOR**

Bosch: 0001218168 | 9000331432 | 9000331433

**EQUIVALENTE / Equivalent**

Bosch: 9002336226 | 9003336227 | F000AL1872 - Lucas Indiel: 223965

**0863**IMPULSOR DE PARTIDA DO MOTOR DE ARRANQUE  
STARTER DRIVE / IMPULSOR DE PARTIDA

FOTO / Photo pg. 169

**APLICAÇÃO / Application / Aplicación**

Nissan: Primera 1.6

**MOTOR**

Lucas Indiel: 26667 | 27022 | 27047 - Magneti Marelli: 63227022 | 63227043 | 63227046 | 63227047 | 63227051 | 63227577 - Nissan: 2330070J00

**EQUIVALENTE / Equivalent**

Lucas: TMB196 | 54292464 - Nissan: 2331290J00

**0866**IMPULSOR DE PARTIDA DO MOTOR DE ARRANQUE  
STARTER DRIVE / IMPULSOR DE PARTIDA

FOTO / Photo pg. 169

**APLICAÇÃO / Application / Aplicación**

Volkswagen: Gol 1.6 D | Gol G2 1.8 Mi | Gol G2 2.0 Mi | Gol G2 2.0i | Gol G3 | Parati | Quantum Mi 1.8, 2.0 | Santana Mi 1996 | Saveiro | Senda - ZEN: Utiliza Planetária 12681

**MOTOR**

Bosch: 9000081006 | 9000081007 | F010AL0103

**EQUIVALENTE / Equivalent**

Bosch: 9001081052 | F000AL1705 - Lucas: TMB052 - Lucas Indiel: 223128



0868

IMPULSOR DE PARTIDA DO MOTOR DE ARRANQUE  
STARTER DRIVE / IMPULSOR DE PARTIDA

FOTO / Photo pg. 169

APLICAÇÃO / Application / Aplicación

Peugeot: 504 XT2 Diesel | 505 XT2 Diesel

MOTOR

Lucas Indiel: 35257700

EQUIVALENTE / Equivalent

Bosch: 1987BE0054 - Lucas Indiel: 35257824

0871

IMPULSOR DE PARTIDA DO MOTOR DE ARRANQUE  
STARTER DRIVE / IMPULSOR DE PARTIDA

FOTO / Photo pg. 169

APLICAÇÃO / Application / Aplicación

Mazda: 323 1.3 e 1.5 8T - Suzuki: Vitara 1.6 - Toyota: 1300

MOTOR

Bosch: 0001112032 | 9000333121

EQUIVALENTE / Equivalent

Bosch: 9001336240 | 9001690057 | 9001690067 | F000AL1440 | F000AL1697 - Cargo: 135985

0874

IMPULSOR DE PARTIDA DO MOTOR DE ARRANQUE  
STARTER DRIVE / IMPULSOR DE PARTIDA

FOTO / Photo pg. 169

APLICAÇÃO / Application / Aplicación

Mazda: 323 | B1600 | B2200 - Toyota: Corolla 1.3 e 1.6 8T

EQUIVALENTE / Equivalent

Bosch: 9001692097

0875

IMPULSOR DE PARTIDA DO MOTOR DE ARRANQUE  
STARTER DRIVE / IMPULSOR DE PARTIDA

FOTO / Photo pg. 169

APLICAÇÃO / Application / Aplicación

Alfa Romeo: Alfa Romeo 14AR 6 Turbo - Fiat: Argenta 2.5 | Croma 2.5 Turbo - Fiat Iveco: Daily Turbo 09.09 Diesel | Daily Turbo 35.10 Diesel | Daily Turbo 49.10 Diesel | Ducato 14 | Ducato 14 4X4 | Ducato 18 | Ducato 18 Maxi - Lancia: Thema Turbo Diesel - Land Rover: Defender 2.5D - TD | Discovery 2.5 TDI | Range Rover 2.5 TDI  
Renault: Master, P35, T35 Diesel | Trafic diesel

MOTOR

Bosch: 0001217174 | 0001218014 | 0001218019 | 0001218024 | 0001218101 | 0001218102 | 0001218103 | 0001218152 | 0001218159 | 0001218174 | 0001218774  
Iveco: 99451753

EQUIVALENTE / Equivalent

Bosch: 9002336218 | 9002336283 | 9003336283 | 9009996289 | F000AL1881 - Cargo: 137171 - Fiat: 9939710 - Iveco: 42531397 - Lucas Indiel: 223976

0878

IMPULSOR DE PARTIDA DO MOTOR DE ARRANQUE  
STARTER DRIVE / IMPULSOR DE PARTIDA

FOTO / Photo pg. 169

APLICAÇÃO / Application / Aplicación

Fiat: Tempra SW | Tipo 2.0

MOTOR

Magnet Marelli: 63223430 | 63223431 | 63223432 | 63223436 | 63223530 | 63223531 | 63223532

EQUIVALENTE / Equivalent

Fiat: 9941846

0890

IMPULSOR DE PARTIDA DO MOTOR DE ARRANQUE  
STARTER DRIVE / IMPULSOR DE PARTIDA

FOTO / Photo pg. 169

APLICAÇÃO / Application / Aplicación

Ford: Courier | Fiesta | Ka

EQUIVALENTE / Equivalent

Facet: 10671 - Ford: F8BU11350AA - Lucas: TMM990 - Lucas Indiel: 222514 - Ww: 10671

0892

IMPULSOR DE PARTIDA DO MOTOR DE ARRANQUE  
STARTER DRIVE / IMPULSOR DE PARTIDA

FOTO / Photo pg. 169

APLICAÇÃO / Application / Aplicación

Lada: 2110 - Skoda: Felicia

0892

IMPULSOR DE PARTIDA DO MOTOR DE ARRANQUE  
STARTER DRIVE / IMPULSOR DE PARTIDA

FOTO / Photo pg. 169

EQUIVALENTE / Equivalent

Magnetron: 443937150860 - Skoda: 1722

0895

IMPULSOR DE PARTIDA DO MOTOR DE ARRANQUE  
STARTER DRIVE / IMPULSOR DE PARTIDA

FOTO / Photo pg. 169

APLICAÇÃO / Application / Aplicación

Komatsu: PC75U Motor 4D95 1991...1994 | PC80 Motor 4D95 1988...1997 | PC90 Motor 4D95 1991...1994

MOTOR

Isuzu: 8942554392 | 8943634280 | 8944467700 - Komatsu: 6008133111 | 6008133121 | 6008133122 | 6008133130 | 6008133170 | 6008133171 | 6008134000 | 6008134190 | 6008134380 | 6008134410 | 6008134411 | 6008314411 - Nikko: 230000031 | 230000032 | 230000042 | 230000060 | 230000063 | 230000240 | 230000332 | 230000450

EQUIVALENTE / Equivalent

Nikko: 0235000350 | 0235000353

0900

IMPULSOR DE PARTIDA DO MOTOR DE ARRANQUE  
STARTER DRIVE / IMPULSOR DE PARTIDA

FOTO / Photo pg. 169

APLICAÇÃO / Application / Aplicación

Ford: Galaxy 2.8 - Volkswagen: Corrado 2.9 | Golf 1.8 | Golf III 2.9 Syncro | Passat 1.6, 2.0 | Passat 2.9 Syncro | Sharan 2.8 | Variant 2.9 Syncro | Vento 2.8

MOTOR

Bosch: 0001107005 | 0001107006 | 0001108059 | 0001108060 | 0001108076 | 0001108077 | 0001108096 | 0001108097 | 0001110069 | 0001110070 | 0001110086 | 0001110087 | 0001110118 | 0001110119 | 0001112010 | 0001112011 | 0001114009 | 0001114010

EQUIVALENTE / Equivalent

Bosch: 1006209295 | 1006209553 | 1006209558 | 1006209565 | 1006209583 | 1006209591 | 1006209594 | 1006209910 | 1006209911 | 1006209922 | 2006209594  
Lester: 17223 | 17417 - Lucas Indiel: 224000 - Volkswagen: 0219113355

0901

IMPULSOR DE PARTIDA DO MOTOR DE ARRANQUE  
STARTER DRIVE / IMPULSOR DE PARTIDA

FOTO / Photo pg. 170

APLICAÇÃO / Application / Aplicación

Nissan: Cabstar 3.3 Diesel | Forklift Diesel

MOTOR

Hitachi: S25156 | S25160 | S25162 | S25110G | S25110L | S25125A | S25125B | S25158A | S25158B - Nissan: 2330006J02 | 2330006J04 | 23300C8601 | 23300Z5505 | 23300Z5509 | 23300Z5512

EQUIVALENTE / Equivalent

Bosch: 1987BE0055 - Hitachi: 22708500 | 225025003 | 225025004 | 225045004 | 225085005 - Nissan: 23312T9000 | 23312T9003 | 23314Z9002

0905

IMPULSOR DE PARTIDA DO MOTOR DE ARRANQUE  
STARTER DRIVE / IMPULSOR DE PARTIDA

FOTO / Photo pg. 170

APLICAÇÃO / Application / Aplicación

Jeep: Cherokee

EQUIVALENTE / Equivalent

Bosch: 1987BE0022

0908

IMPULSOR DE PARTIDA DO MOTOR DE ARRANQUE  
STARTER DRIVE / IMPULSOR DE PARTIDA

FOTO / Photo pg. 170

APLICAÇÃO / Application / Aplicación

Ford: Courier - Mazda: 323 | 626SL | SLX

EQUIVALENTE / Equivalent

Lucas: 66241583

0915

IMPULSOR DE PARTIDA DO MOTOR DE ARRANQUE  
STARTER DRIVE / IMPULSOR DE PARTIDA

FOTO / Photo pg. 170

APLICAÇÃO / Application / Aplicación

General Motors/Chevrolet: Grand Blazer 4.1 | Silverado 6 cil a gasolina 12V - Peugeot: 205 XU7 4 cil 1.6 | 205 XUD9 4 cil 1.9 Diesel | 306 XU7 4 cil 1.6 | 306 XUD9 4 cil 1.9 Diesel | 405 XU7 4 cil 1.6 | 405 XUD9 4 cil 1.9 Diesel | 405 FRI | Boxer XUD9 4 cil 1.9 Diesel | Partner XU7 4 cil 1.6

MOTOR

Lucas Indiel: 35258370 | 35258430 | 35258730

**0915**IMPULSOR DE PARTIDA DO MOTOR DE ARRANQUE  
STARTER DRIVE / IMPULSOR DE PARTIDA

FOTO / Photo pg. 170

EQUIVALENTE / Equivalent

Lucas Indiel: 220198 | 35260198 | 35260202

**0916**IMPULSOR DE PARTIDA DO MOTOR DE ARRANQUE  
STARTER DRIVE / IMPULSOR DE PARTIDA

FOTO / Photo pg. 170

APLICAÇÃO / Application / Aplicación

Ford: F1000 Maxion HSD 1997 | Ranger International 3.0 Diesel | Ranger International Maxion HS 4 cil. 2.5 e 2.8 Diesel - General Motors/Chevrolet: Blazer | S10 Maxion HSD - Mercedes Benz: Sprinter Maxion HS - Perkins: Especial/Special Maxion HSD

MOTOR

Lucas Indiel: 35259170 - Prestolite: 35261860

EQUIVALENTE / Equivalent

Lucas Indiel: 35260280 | 35262227

**0917**IMPULSOR DE PARTIDA DO MOTOR DE ARRANQUE  
STARTER DRIVE / IMPULSOR DE PARTIDA

FOTO / Photo pg. 170

APLICAÇÃO / Application / Aplicación

Isuzu: Especial/Special - Nissan: Especial/Special

EQUIVALENTE / Equivalent

Lucas: 66241474

**0918**IMPULSOR DE PARTIDA DO MOTOR DE ARRANQUE  
STARTER DRIVE / IMPULSOR DE PARTIDA

FOTO / Photo pg. 170

APLICAÇÃO / Application / Aplicación

Toyota: Conquest | Corolla

EQUIVALENTE / Equivalent

Lucas: 66241709

**0919**IMPULSOR DE PARTIDA DO MOTOR DE ARRANQUE  
STARTER DRIVE / IMPULSOR DE PARTIDA

FOTO / Photo pg. 170

APLICAÇÃO / Application / Aplicación

General Motors/Chevrolet: Omega Australiano 3.8 V6

MOTOR

Bosch: F005M00012 | F005M00014

EQUIVALENTE / Equivalent

Bosch: 9000061009 | 9001066255 | F000AL1684

**0921**IMPULSOR DE PARTIDA DO MOTOR DE ARRANQUE  
STARTER DRIVE / IMPULSOR DE PARTIDA

FOTO / Photo pg. 170

APLICAÇÃO / Application / Aplicación

Toyota: Hilux 2.8 Diesel | L -2L | Land Cruiser 2.8 Diesel

MOTOR

Nippondenso: 280007370 | 280007373 | 280008760 | 280008761 | 280008762 | 1280000360 | 1280000362 | 1280001880 | 1280007353 | 1280008140 | 1280008142 | 1280008150 | 1280008152 | 1280009591 | 1280009592 | 2280000400 | 2280000640 | 2280001300 - Toyota: 2810054100 | 2810054170

EQUIVALENTE / Equivalent

Cargo: 137293 - Nippondenso: 0280992700 | 2810054310 - Toyota: 2801154070

**0925**IMPULSOR DE PARTIDA DO MOTOR DE ARRANQUE  
STARTER DRIVE / IMPULSOR DE PARTIDA

FOTO / Photo pg. 170

APLICAÇÃO / Application / Aplicación

Audi: A4 | A6 - Fiat: Palio | Siena Diesel | Strada 1.7 TDS - Mahindra: Pick Up - Mercedes Benz: E 190 2.3 - Renault: Especial/Special - Volkswagen: Gol G2 2.0 Mi | Gol G3 1.6 Mi | Gol G3 1.8 Mi | Gol G3 2.0 Mi | Gol GTI 16V | Passat Alemão

MOTOR

Bosch: 0001107037 | 0001107048 | 0001107054 | 0001107067 | 0001107068 | 0001107069 | 0001107070 | 0001107072 | 0001107073 | 0001107074 | 0001107076 | 0001108162 | 0001108166 | 0001108167 | 0001108172 | 0001108173 | 0001108174 | 0001108175 | 0001109018 | 0001115002 | 0001115007 | F002G20524

EQUIVALENTE / Equivalent

Bosch: 1006209618 | 1006209638 | 1006209672 | 1006209677 | 1006209690 | F002G20644 - Fiat: 9947831 - Lucas Indiel: 222503

0926

IMPULSOR DE PARTIDA DO MOTOR DE ARRANQUE  
STARTER DRIVE / IMPULSOR DE PARTIDA

FOTO / Photo pg. 170

## APLICAÇÃO / Application / Aplicación

Citroën: BX16 - Peugeot: 205 1.6 | 305 1.6 | 306 | 405 1.4 - 1.6 - 1.9l - Renault: R 4F6 | R 5 Alpine e Turbo | R 5 TL, GTL, LS | R11 | R9 | Trafic 1.4 b

## MOTOR

Iskra: AZF3509 | AZF3513 | AZF3515 | AZF3517 | AZF3524 | AZF3528 | AZF3531 | AZF3545 | AZF3547 | AZF3549 | AZF3559 | 11130193 | 11130224 | 11130244 | 11130291 | 11130338 | 11130346 | 11130378 | 11130392 | 11130395 | 11130418

## EQUIVALENTE / Equivalent

Iskra: 922H6 | 16900392 | 16900408 | 16900541 | 16900902 | 16901392 | 16901408

0932

IMPULSOR DE PARTIDA DO MOTOR DE ARRANQUE  
STARTER DRIVE / IMPULSOR DE PARTIDA

FOTO / Photo pg. 170

## APLICAÇÃO / Application / Aplicación

Audi: A3 1.6i, 1.6T - Seat: Cordoba - Volkswagen: Caddy | Golf 2001 | New Beetle | Polo

## MOTOR

Bosch: 0001124003 | 0001124013 | 0001125005 | 0001125006

## EQUIVALENTE / Equivalent

Bosch: 1006209628 | 1006209649 | 1006209758 - Cargo: 137480 - Lucas Indiel: 229979

0933

IMPULSOR DE PARTIDA DO MOTOR DE ARRANQUE  
STARTER DRIVE / IMPULSOR DE PARTIDA

FOTO / Photo pg. 170

## APLICAÇÃO / Application / Aplicación

Volkswagen: Gol 1000 Mi AP/AT | Gol G2 1.0 Mi | Gol G2 1.0 Mi 16V | Gol G3 1.0 Mi | Gol G3 1.0 Mi 16V | Golf | Parati 1997

## MOTOR

Bosch: 9000081010

## EQUIVALENTE / Equivalent

Bosch: 9001081074

0935

IMPULSOR DE PARTIDA DO MOTOR DE ARRANQUE  
STARTER DRIVE / IMPULSOR DE PARTIDA

FOTO / Photo pg. 170

## APLICAÇÃO / Application / Aplicación

JPX: Jeep - Peugeot: 306 1.9 Diesel | Boxer | Partner 1.9 Diesel - Renault: Clio Express Diesel | R19

## EQUIVALENTE / Equivalent

Lucas Indiel: 224035

0936

IMPULSOR DE PARTIDA DO MOTOR DE ARRANQUE  
STARTER DRIVE / IMPULSOR DE PARTIDA

FOTO / Photo pg. 170

## APLICAÇÃO / Application / Aplicación

Peugeot: 405 Diesel | 504 Diesel | 505 Diesel | 604 Diesel

## MOTOR

Paris Rhone: D9R84 | D9R121

## EQUIVALENTE / Equivalent

Lucas Indiel: 224036 - Valeo: NE210 | 182052

0937

IMPULSOR DE PARTIDA DO MOTOR DE ARRANQUE  
STARTER DRIVE / IMPULSOR DE PARTIDA

FOTO / Photo pg. 170

## APLICAÇÃO / Application / Aplicación

Audi: A3 1.9 TDI - Ford: Galaxy 2.0 - Seat: Alhambra 1.9 TDI | Ibiza 1.9 D/TD | Vento Tdi 1.9 - Skoda: Octavia 1.9 TDI - Volkswagen: Beetle 1.9 TDI | Bora 1.9 TDI | Bus/Eurovan 1.9 L | Caravelle 1.9 | Eurovan | Golf 2.0 2001 | Golf G3 1.9 TDI | Multivan | Passat | Polo 1.9 TDI | Sharan 1.9 TDI | Vento TDI 1.9

## MOTOR

Bosch: 0001124001 | 0001124005 | 0001124006 | 0001125001 | 0001125002 | 0001125007 | 0001125008 | 0001125011 | 0001125012 | 0001125013 | 0001125031  
Volkswagen: 02A911023L

## EQUIVALENTE / Equivalent

Bosch: 1006209621 | 1006209648 | 1006209699 | 1006209880 - Cargo: 136854 - Lucas Indiel: 224037

0938

IMPULSOR DE PARTIDA DO MOTOR DE ARRANQUE  
STARTER DRIVE / IMPULSOR DE PARTIDA

FOTO / Photo pg. 171

## APLICAÇÃO / Application / Aplicación

Ford: Courier 1.4i 16v | Courier Zetec (nacional) 1.6 16V | Fiesta Zetec (nacional) 1.4 16V

## MOTOR

Bosch: 0001107043 | 0001107087 | 0001113010 | 0001113017 - Ford: 96FB11000 | 96FB11000KB | 96FB11000KC | 96FB11000LB | 96FB11000LC

## EQUIVALENTE / Equivalent

Bosch: 1006209629 | 1006209929 - Lucas Indiel: 224038

0942

IMPULSOR DE PARTIDA DO MOTOR DE ARRANQUE  
STARTER DRIVE / IMPULSOR DE PARTIDA

FOTO / Photo pg. 171

## APLICAÇÃO / Application / Aplicación

Volkswagen: Gol AP 1.6 Mi, 1.8 Mi e 2.0 Mi - 8V e 16V 1999 | Gol G2 1.6 Mi | Parati AP 1.6 Mi, 1.8 Mi e 2.0 Mi - 8V e 16V 1999 | Saveiro AP 1.6 Mi, 1.8 Mi e 2.0 Mi - 8V e 16V 1999

## MOTOR

Bosch: F000AL0301

## EQUIVALENTE / Equivalent

Bosch: F000AL1032 | F000AL1037 | F000AL1882 - Lucas Indiel: 229985

0945

IMPULSOR DE PARTIDA DO MOTOR DE ARRANQUE  
STARTER DRIVE / IMPULSOR DE PARTIDA

FOTO / Photo pg. 171

## APLICAÇÃO / Application / Aplicación

General Motors/Chevrolet: Corsa - Renault: Clio 1.6 | R11 1.4 | R19 1.6 | R9 1.4

## MOTOR

Lucas Indiel: 35258600 | 35258790 - Renault: 7702227059

## EQUIVALENTE / Equivalent

Lucas Indiel: 35260290 - Prestolite: 35261035

0946

IMPULSOR DE PARTIDA DO MOTOR DE ARRANQUE  
STARTER DRIVE / IMPULSOR DE PARTIDA

FOTO / Photo pg. 171

## APLICAÇÃO / Application / Aplicación

Isuzu: KBD 27, 41, 47 | Trooper Diesel 2.2 - Jeep: Renegade - Kia: Sportage

## MOTOR

Isuzu: 451229 | 455657 | 455674 | TY6615 | 2912559140 | 5811000860 | 5811001660 | 5811001830 | 8941233870 | 8941337583 | 8941492490 | 8941702050 | 8944489590  
Nippondenso: 280000960 | 280004390 | 280005060 | 280006440 | 280007000 | 280007001 | 280007351 | 280007791 | 280009300 | 1280000020 |  
1280000830 | 1280000831 | 1280000832 | 1280000960 | 1280001100 | 1280001110 | 1280002880 | 1280002881 | 1280004660 | 1280004661 | 1280008700 | 2280001890  
Remy: 94123387

## EQUIVALENTE / Equivalent

Cargo: 132863 - Isuzu: 5811240030 - Lester: 16739 | 17303 | 17381 - Nippondenso: 0283001840 | 0283001841 | 0283001842

0947

IMPULSOR DE PARTIDA DO MOTOR DE ARRANQUE  
STARTER DRIVE / IMPULSOR DE PARTIDA

FOTO / Photo pg. 171

## APLICAÇÃO / Application / Aplicación

Daihatsu: Rocky F80 - Especial/Special: Motocicletas - JCB: Escavadeira - Mazda: B2200 - Toyota: 2S | 2Y | 2Y 2.2 | 3Y | Camry | Carina | Celica | Corolla |  
Dyna | Hilux | JR 7 | MR 2 | Tercel - ZEN: Utiliza Pinhão ZEN 9186

## MOTOR

Daihatsu: 2810072010 - Ishikawajima: 185086240 | 185086340 - Kubota: 1550463011 | 1574163011 - Nippondenso: 280004343 | 280004450 | 280005900 |  
280005912 | 280006001 | 280006120 | 280006332 | 280006362 | 280006450 | 280006930 | 280007321 | 280007392 | 280007560 | 280007620 | 280008050 | 280008060 |  
280008220 | 280008261 | 280008290 | 280008320 | 280008850 | 280009070 | 280009260 | 280009380 | 280009711 | 280009720 | 280009860 | 1280000101 | 1280000220 |  
1280000230 | 1280000500 | 1280000510 | 1280001370 | 1280001440 | 1280001441 | 1280001520 | 1280001630 | 1280002060 | 1280003340 | 1280003350 | 1280003590 |  
1280003670 | 1280003990 | 1280004420 | 1280005261 | 1280005410 | 1280005700 | 1280005780 | 1280005840 | 1280005850 | 1280007090 | 1280007100 |  
1280007330 | 1280007680 | 1280007690 | 1280007912 | 1280008070 | 1280008080 | 1280008240 | 1280008560 | 2280000311 | 2280000580 | 2280000960 | 2280001100 |  
2280001110 | 2280001710 | 2280002020 | 2280002121 | 2280002300 | 2280002610 | 2280002620 | 2280002682 | 2280002691 | 2280002701 | 2280002760 | 2280002770 |  
2280002851 | 2280002880 | 2280003200 | 2280003290 | 2280004320 | 2280004330 - Toyota: 2810010040 | 2810010060 | 2810013010 | 2810015020 | 2810015040 |  
2810015070 | 2810015130 | 2810015180 | 2810016020 | 2810016080 | 2810016110 | 2810027010 | 2810027030 | 2810027050 | 2810027060 | 2810031010 | 2810034060 |  
2810034080 | 2810034100 | 2810041060 | 2810042040 | 2810042050 | 2810044030 | 2810044050 | 2810045033 | 2810045050 | 2810051031 | 2810060070 | 2810063020 |  
2810063050 | 2810072010 | 2810072020 | 2810072030 | 2810072040 | 2810072050 | 2810072060 | 2810072070 | 2810072090 | 2810072100 | 2810072110 | 2810073010

0947

IMPULSOR DE PARTIDA DO MOTOR DE ARRANQUE  
STARTER DRIVE / IMPULSOR DE PARTIDA

FOTO / Photo pg. 171

## EQUIVALENTE / Equivalent

Cargo: 132004 - Honda: 31204657617 - Ishikawajima: 185866150 - Isuzu: 8941291870 - Kubota: 1550463041 - Lester: 16248 | 16251 | 16578 | 16586 | 16600 | 16612 | 16674 | 16735 | 16736 | 16737 | 16759 | 16760 | 16761 | 16786 | 16790 | 16802 | 16821 | 16823 | 16825 | 16826 | 16827 | 16828 | 16829 | 16831 | 16833 | 16834 | 16837 | 16878 | 16892 | 16895 | 16906 | 16911 | 16913 | 17002 | 17003 | 17027 | 17125 | 17143 | 17171 | 17240 | 17251 | 17256 | 17345 | 17420 | 17422 | 17481 | 17487 | 17521 | 17530 | 17537 | 18181 | 18182 - Nippondenso: 0283001600 | 0283001601 | 0283001602 | 0283001603 | 0283001790 | 0283001791 | 0283001800 | 0283002000 | 0283002110 | 0283002111 | 0283002270 | 0283003630 | 0283003631 | 0283004160 | 0283006940 - Toyota: 2801120540 | 2801126041 | 2801126042 | 2801135030 | 2810110710

0951

IMPULSOR DE PARTIDA DO MOTOR DE ARRANQUE  
STARTER DRIVE / IMPULSOR DE PARTIDA

FOTO / Photo pg. 171

## APLICAÇÃO / Application / Aplicación

Suzuki: Corry | Maruti

## EQUIVALENTE / Equivalent

Nippondenso: 0283005800 - Suzuki: 3132051A10

0953

IMPULSOR DE PARTIDA DO MOTOR DE ARRANQUE  
STARTER DRIVE / IMPULSOR DE PARTIDA

FOTO / Photo pg. 171

## APLICAÇÃO / Application / Aplicación

Fiat: 1100TN | 217N | 332 | 352 | 615N e 615N1 | 616 | Campagnolo Diesel

## MOTOR

Fiat: 852962 | 4104783 - Magneti Marelli: 63223897 | E1154/24

## EQUIVALENTE / Equivalent

Fiat: 879898

0954

IMPULSOR DE PARTIDA DO MOTOR DE ARRANQUE  
STARTER DRIVE / IMPULSOR DE PARTIDA

FOTO / Photo pg. 171

## APLICAÇÃO / Application / Aplicación

Toyota: Hilux 2.8

## MOTOR

Nippondenso: 2280002120 | 2810054380

## EQUIVALENTE / Equivalent

Toyota: 2801154380

0957

IMPULSOR DE PARTIDA DO MOTOR DE ARRANQUE  
STARTER DRIVE / IMPULSOR DE PARTIDA

FOTO / Photo pg. 171

## APLICAÇÃO / Application / Aplicación

Mazda: Especial/Special - Mitsubishi: Canter - Nissan: Especial/Special - Yale: Especial/Special - ZEN: Utiliza Pinhão ZEN 12658 | Utiliza Pinhão ZEN 12659

## MOTOR

Mazda: S21118400 | V10118400B - Mitsubishi: M2T54372 | M2T54571 | M2T54572 | M2T56071 | M2T57871 | M2T57881 | M2T60072 | M2T61771 | M2T64372 | M2T64373 | M2T66371 | M2T66872 | M2T66873 | M2T67871 | M2T67872 | M2T67873 | M2T67881 | M2T67882 | M2T67883 | M2T78271 | M3T56471 | M3T57371 | M3T66071 | M3T66072 | M3T66073 | M3T66074 | ME007517 | ME008815 | ME017034 | ME017035 | ME017056 | ME017061 | MG120413

## EQUIVALENTE / Equivalent

Mazda: 859924740 - Mitsubishi: ME700121 | 23314T9000 | M357T73171 | M357T76171 | M357T77371 | M605X31971

0958

IMPULSOR DE PARTIDA DO MOTOR DE ARRANQUE  
STARTER DRIVE / IMPULSOR DE PARTIDA

FOTO / Photo pg. 171

## APLICAÇÃO / Application / Aplicación

General Motors/Chevrolet: Blazer 4.3 V6 - Hyster: Empilhadeira H80XM

## MOTOR

Remy: 9000836 | 9000841 | 9000854 | 9000857 | 9000858 | 9000871 | 9000872 | 9000873 | 9000879 | 9000880 | 9000882 | 9000884 | 9000885 | 24506694

## EQUIVALENTE / Equivalent

Remy: 10492409

0959

IMPULSOR DE PARTIDA DO MOTOR DE ARRANQUE  
STARTER DRIVE / IMPULSOR DE PARTIDA

FOTO / Photo pg. 171

## APLICAÇÃO / Application / Aplicación

Ford: Expedition 4.6, 5.4 V8 1999 | Lincoln Navigator 5.4 V8 1999 | Pick Up série F 4.2 (V6), 4.6 e 5.4 (V8), 6.8 (V10) 1999

0959

IMPULSOR DE PARTIDA DO MOTOR DE ARRANQUE  
STARTER DRIVE / IMPULSOR DE PARTIDA

FOTO / Photo pg. 171

## MOTOR

Ford: F81U11000AC

## EQUIVALENTE / Equivalent

Visteon: STRC019

0960

IMPULSOR DE PARTIDA DO MOTOR DE ARRANQUE  
STARTER DRIVE / IMPULSOR DE PARTIDA

FOTO / Photo pg. 171

## APLICAÇÃO / Application / Aplicación

Lotus: Elise - Rover: 216 | 620 | 820 | 850

## MOTOR

Lucas Indiel: 26692 | 26696 | 26607EJ

## EQUIVALENTE / Equivalent

Cargo: 133295 | 133979 - Lucas: TNB176 | 54292179

0961

IMPULSOR DE PARTIDA DO MOTOR DE ARRANQUE  
STARTER DRIVE / IMPULSOR DE PARTIDA

FOTO / Photo pg. 171

## APLICAÇÃO / Application / Aplicación

Citroën: BX | Xantia | XM | ZX - Ford: Granada | Sierra | Spurio - Mercedes Benz: E 200 | E 300 - Peugeot: 404 | 405 | 504 2.1, 2.3 diesel | 505 1.6, 1.8, 2.0, 2.3, 2.5 Diesel | 604 | J9

## MOTOR

Paris Rhone: D9R89 | D9R99 | D9R112 | D9R118 | D9R122 | D9R135 - Valeo: D9R89 | D9R99 | D9R112 | D9R118 | D9R119 | D9R135 | D9R149

## EQUIVALENTE / Equivalent

Paris Rhone: 180827 | 184530 - Valeo: NE776 | NE832 | 182176 | 185675 | 186456 | 594042

0962

IMPULSOR DE PARTIDA DO MOTOR DE ARRANQUE  
STARTER DRIVE / IMPULSOR DE PARTIDA

FOTO / Photo pg. 171

## APLICAÇÃO / Application / Aplicación

Ford: Courier 1.8 diesel | Escort 1.6 diesel | Fiesta 1.6 diesel | Mondeo 1.8 Turbo Diesel | Orion 1.6 diesel

## MOTOR

Bosch: 0001110013 | 0001110019 | 0001110043 | 0001110044 | 0001110051 | 0001110064 | 0001110065 | 0001110088 | 0001110104 | 0001110105

## EQUIVALENTE / Equivalent

Bosch: 1006209560 | 1006209569 | 1006209908 - Lucas Indiel: 224062

0965

IMPULSOR DE PARTIDA DO MOTOR DE ARRANQUE  
STARTER DRIVE / IMPULSOR DE PARTIDA

FOTO / Photo pg. 171

## APLICAÇÃO / Application / Aplicación

Citroën: C3 - Fiat: 147 1.1 e 1.3 1973...1986 | Duna 60, 70 e Weekend 1986...1990 | Elba 1.0, 1.3, 1.5 SOHC 1985 | Fiorino 1.0, 1.3, 1.5 1985 | Oggi 1.1, 1.3 1973...1986 | Palio 1.0 8V e 16V, 1.3 16V, 1.5 EL Mpi e ELX Mpi, 1.8 - Ford: Courier 1.0L / 1.6L Zetec Rocam | EcoSport 1.0L / 1.6L Zetec Rocam | EcoSport 1.0L Supercharger | Escort 1.6L Zetec Rocam | Fiesta 1.0L / 1.6L / Zetec Rocam 1999 | Ka 1.0L / 1.6L Zetec Rocam | Novo Fiesta 1.0L / 1.6L Zetec Rocam | Novo Fiesta 1.0L Supercharger - Nissan: March 1.0 16V - Peugeot: 106 | 206 1.0 16V / 1.4 / 1.6 / 1.6 16V | 207 - Renault: Clio | Clio 1.0 / 1.0 16V / 1.6 16V | Kangoo 1.0 / 1.0 16V / 1.2 / 1.6 16V | Logan 1.0 16v | Twingo 1.0 / 1.2

## MOTOR

Ford: 3S6511000AA | 3S6511000CA - Valeo: D7E1 | D7E5 | D7E16 | D7E23 | D7E24 | D7E35 | D7E37 | D7E39 | D7E52

## EQUIVALENTE / Equivalent

Lucas Indiel: 229989 - Valeo: 060527 | 080327 | NE949 | 100327 | 187336 | 187863 | 187996 | 188251 | 220527 | 250527 | 260412 | 290212 | 290327 | 492828 | 494828 | 494832 | 594287

0969

IMPULSOR DE PARTIDA DO MOTOR DE ARRANQUE  
STARTER DRIVE / IMPULSOR DE PARTIDA

FOTO / Photo pg. 171

## APLICAÇÃO / Application / Aplicación

BMW: 318i | 324D | 524D

## MOTOR

Magnet Marelli: 63111000 | 63223435 | 63223639

0972

IMPULSOR DE PARTIDA DO MOTOR DE ARRANQUE  
STARTER DRIVE / IMPULSOR DE PARTIDA

FOTO / Photo pg. 172

## APLICAÇÃO / Application / Aplicación

Seat: Especial/Special - Volkswagen: Golf | Passat 1.9 Diesel | Polo

## MOTOR

Bosch: 0001124011 | 0001125003 | 0001125039

## EQUIVALENTE / Equivalent

Bosch: 1006209643 | 1006209759 - Lucas Indiel: 224072

0975

IMPULSOR DE PARTIDA DO MOTOR DE ARRANQUE  
STARTER DRIVE / IMPULSOR DE PARTIDA

FOTO / Photo pg. 172

## APLICAÇÃO / Application / Aplicación

Ford: Escort 1.8 EFI ...08/1995 | Fiesta 0.9 e 1.0 1996

## MOTOR

Ford: 95FB11000BC | 95FB11000BD | 95FB11000BG - Magneti Marelli: 63223538 | 63293538

## EQUIVALENTE / Equivalent

Ford: F5BU11350AA - Lucas: 54294813 - Lucas Indiel: 224075

0976

IMPULSOR DE PARTIDA DO MOTOR DE ARRANQUE  
STARTER DRIVE / IMPULSOR DE PARTIDA

FOTO / Photo pg. 172

## APLICAÇÃO / Application / Aplicación

Citroën: Ax | Berlingo | C3 1.1i, 1.4i, 1.6 16V | Saxo 1.0, 1.4 | Xsara 1.4i 07/1997...08/2000 | Xsara Picasso 2.0 16V. | ZX 1.0, 1.4 - Fiat: Doblo 1.6 16V | Palio Fire 2001 | Palio Weekend 1.6 16V Fire 2001 | Palio Weekend Adventur 1.6 16V Fire 2001 | Siena 1.6 MPI 16V | Strada 2003 - Mercedes Benz: C 240 | C 280 | C 280 T - Modell | CLK 320 Coupe - Peugeot: 106 | 205 | 206 | 306 | 405 1.6 | Boxer | Partner Furgonato 1.1, 1.4 | Partner Van, Limousine - Renault: Megane 2.0 16V

## MOTOR

Bosch: 0001106011 | 0001106014 | 0001106015 | 0001107047 | 0001107063 | 0001107077 | 0001107091 | 0001107098 | 0001108171 | 0001108176 | 0001108184 | 0001112007 | 0001112019 | 0001112041 | 0001112044 | 0001115006 | 0001116003

## EQUIVALENTE / Equivalent

Bosch: 1006209624 | 1006209633 | 1006209692 | 1006209696 | 1006209706 | 1006209715 | 1006209944 | 9008045049 | F000AL1324 | F000AL1683 - Lucas Indiel: 224076

0978

IMPULSOR DE PARTIDA DO MOTOR DE ARRANQUE  
STARTER DRIVE / IMPULSOR DE PARTIDA

FOTO / Photo pg. 172

## APLICAÇÃO / Application / Aplicación

General Motors/Chevrolet: D20 03/1992... | D6000 03/1992... | GMC 6100 Maxion 4 Cil. 2001 | Silverado Maxion S4 Diesel - Massey Ferguson: 265 04/1976... - Perkins: Maxion

## MOTOR

Lucas Indiel: 35258540 | 35258710

## EQUIVALENTE / Equivalent

Lucas Indiel: 220310 | 224078 | 229027 | 35259027 | 35260310 | 35260810

0983

IMPULSOR DE PARTIDA DO MOTOR DE ARRANQUE  
STARTER DRIVE / IMPULSOR DE PARTIDA

FOTO / Photo pg. 172

## APLICAÇÃO / Application / Aplicación

Peugeot: 504 | 505 diesel XD2

## MOTOR

Lucas Indiel: 35258690

## EQUIVALENTE / Equivalent

Lucas Indiel: 35259037 | 35260590

0989

IMPULSOR DE PARTIDA DO MOTOR DE ARRANQUE  
STARTER DRIVE / IMPULSOR DE PARTIDA

FOTO / Photo pg. 172

## APLICAÇÃO / Application / Aplicación

Volkswagen: Kombi Refrigerada a água

## MOTOR

Bosch: F000AL0306

## EQUIVALENTE / Equivalent

Bosch: F000AL1152 | F000AL1707



**0990**IMPULSOR DE PARTIDA DO MOTOR DE ARRANQUE  
STARTER DRIVE / IMPULSOR DE PARTIDA

FOTO / Photo pg. 172

**APLICAÇÃO / Application / Aplicación**

Fiat: Duna - Ford: Escort L Zetec | Focus | Mondeo 1.8 e 2.0

**MOTOR**

Lucas Indiel: 35258760 | 35258850 | 35261250

**EQUIVALENTE / Equivalent**

Lucas Indiel: 220625 | 224090 | 35260625

**0997**IMPULSOR DE PARTIDA DO MOTOR DE ARRANQUE  
STARTER DRIVE / IMPULSOR DE PARTIDA

FOTO / Photo pg. 172

**APLICAÇÃO / Application / Aplicación**

BMW: 316, 318, 325 série E36 | 728 série E38 | BMW série 5 e série E34 - E36 Todos os tipos exceto diesel

**MOTOR**

Bosch: 0001107062 | 0001108157 | 0001108169

**EQUIVALENTE / Equivalent**

Bosch: 1006209634 | 1006209660 | 1006209779 | 1006209792 - Lucas Indiel: 224097

**0998**IMPULSOR DE PARTIDA DO MOTOR DE ARRANQUE  
STARTER DRIVE / IMPULSOR DE PARTIDA

FOTO / Photo pg. 172

**APLICAÇÃO / Application / Aplicación**

Fiat: Brava 1.8 HGT | Marea 1.8 MPI 16V | Marea 2.0 20v | Marea 2.0 MPI 20v Turbo | Marea 2.4 20v | Marea Turbo | Marea Weekend 1.8 MPI 16V | Marea Weekend 2.0 MPI 20V Turbo - Toyota: Corolla 2000 | Fielder 2010... | Hilux 2.7 2010...

**MOTOR**

Bosch: 0001107030 | 0001107066 | 0001107078 | 0001107079 | 0001108181 | F000AL0102 | F000AL0110 | F00MAL0110 - Fiat: 46468696 - Toyota: 281000C060

**EQUIVALENTE / Equivalent**

Bosch: 1006209607 | 1006209675 | F000AL1200 | F000AL1250 | F000AL1695 - Fiat: 9947838 - Lucas Indiel: 224098

**0999**IMPULSOR DE PARTIDA DO MOTOR DE ARRANQUE  
STARTER DRIVE / IMPULSOR DE PARTIDA

FOTO / Photo pg. 172

**APLICAÇÃO / Application / Aplicación**

Fiat: Palio 1.6 | Palio Weekend | Siena 16V 1.6 | Strada

**MOTOR**

Magnet Marelli: 63103007 | 63103008

**EQUIVALENTE / Equivalent**

Lucas Indiel: 224099

**1004**IMPULSOR DE PARTIDA DO MOTOR DE ARRANQUE  
STARTER DRIVE / IMPULSOR DE PARTIDA

FOTO / Photo pg. 172

**APLICAÇÃO / Application / Aplicación**

Lamborghini: Diablo 5.7

**MOTOR**

Bosch: 0001362104

**EQUIVALENTE / Equivalent**

Bosch: 2006209429 | 2006209490

**1005**IMPULSOR DE PARTIDA DO MOTOR DE ARRANQUE  
STARTER DRIVE / IMPULSOR DE PARTIDA

FOTO / Photo pg. 172

**APLICAÇÃO / Application / Aplicación**

Agría: 4900 - Carraro: Super Tigre 625

**MOTOR**

Bosch: 0001362094 | 0001366005 | 0001366006 | 0001366013 | 9000143204

**EQUIVALENTE / Equivalent**

Bosch: 2006209488

**1011**IMPULSOR DE PARTIDA DO MOTOR DE ARRANQUE  
STARTER DRIVE / IMPULSOR DE PARTIDA

FOTO / Photo pg. 172

## APLICAÇÃO / Application / Aplicación

Nissan: Micra

## EQUIVALENTE / Equivalent

Bosch: 1006209932

**1016**IMPULSOR DE PARTIDA DO MOTOR DE ARRANQUE  
STARTER DRIVE / IMPULSOR DE PARTIDA

FOTO / Photo pg. 172

## APLICAÇÃO / Application / Aplicación

Hitachi: Maxima | Tsuru Altima

## EQUIVALENTE / Equivalent

Hitachi: 211445016 - Nissan: 2331231U00

**1017**IMPULSOR DE PARTIDA DO MOTOR DE ARRANQUE  
STARTER DRIVE / IMPULSOR DE PARTIDA

FOTO / Photo pg. 172

## APLICAÇÃO / Application / Aplicación

Audi: A3 2002 - Infiniti: I30 3.0 - Nissan: Maxima II 2.0 - 3.0 V6 24V | Maxima III QX 2.0 - 3.0 - Volkswagen: Bora 1.8 T | Bora 2.3 V5 4 Motion | Golf IV 1.8 GTI Turbo | Golf IV 2.8 V6 | Sharan 1.8 T 20V

## MOTOR

Hitachi: S114875 | S114801B | S114801C - Nissan: 2330031U02

## EQUIVALENTE / Equivalent

Hitachi: 211445100 - Nissan: 2331231U01

**1018**IMPULSOR DE PARTIDA DO MOTOR DE ARRANQUE  
STARTER DRIVE / IMPULSOR DE PARTIDA

FOTO / Photo pg. 172

## APLICAÇÃO / Application / Aplicación

Nissan: Almera e Sunny - Subaru: Forester 2.0 | Impreza 1.6, 1.8, 2.0 2WD e 4WD | Justy 1.0 | Legacy 2.0, 2.2 e 2.5

## MOTOR

Mitsubishi: MOT80285 | M1T77181

## EQUIVALENTE / Equivalent

Mitsubishi: M191T16771 | M191T16971 | M191X16771 | M191X16971 - Nissan: 23312AA050

**1019**IMPULSOR DE PARTIDA DO MOTOR DE ARRANQUE  
STARTER DRIVE / IMPULSOR DE PARTIDA

FOTO / Photo pg. 173

## APLICAÇÃO / Application / Aplicación

Mercury: Van Villager 6 cil. 3.0L 182cid 1993...1998 - Nissan: Van Quest 6 cil. 3.0L 2960cc 181cid 1993...1998

## EQUIVALENTE / Equivalent

Ford: F4XY11350B - Motorcraft: SDE354 - Nissan: 233540B710

**1020**IMPULSOR DE PARTIDA DO MOTOR DE ARRANQUE  
STARTER DRIVE / IMPULSOR DE PARTIDA

FOTO / Photo pg. 173

## APLICAÇÃO / Application / Aplicación

Nissan: 200 SX | Sentra

## MOTOR

Hitachi: S114750 | S114800 | S114816 | S114766A | S114775A

## EQUIVALENTE / Equivalent

Hitachi: 211415016 - Nissan: 2331250Y01

**1021**IMPULSOR DE PARTIDA DO MOTOR DE ARRANQUE  
STARTER DRIVE / IMPULSOR DE PARTIDA

FOTO / Photo pg. 173

## APLICAÇÃO / Application / Aplicación

Nissan: Altima L4 2.4L 2389cc 1993...1997

## MOTOR

Hitachi: S114754 | S114754A - Nissan: 233001E400 | 233001E400R

## EQUIVALENTE / Equivalent

Nissan: 233121E400

1022

IMPULSOR DE PARTIDA DO MOTOR DE ARRANQUE  
STARTER DRIVE / IMPULSOR DE PARTIDA

FOTO / Photo pg. 173

## APLICAÇÃO / Application / Aplicación

Agrale: Micro Ônibus Volare (Marcopolo) MWM 407 TCA 10/1998... - Fiat: Ducato - Ford: F250 MWM | F350 - General Motors/Chevrolet: Silverado MWM - MWM: F250 Motor 6.07TCA 03/1999... - Peugeot: Boxer 2.8 HDI

## MOTOR

Bosch: 0001223010 | 0001223013

## EQUIVALENTE / Equivalent

Bosch: 6033AD0270 | 6033AD0414

1023

IMPULSOR DE PARTIDA DO MOTOR DE ARRANQUE  
STARTER DRIVE / IMPULSOR DE PARTIDA

FOTO / Photo pg. 173

## APLICAÇÃO / Application / Aplicación

Citroën: Berlingo 1.8 D, 1.9 D e 2.0 HDi - Fiat: Scudo TD - JPX: Jeep - Mercedes Benz: Sprinter - Peugeot: 405 Diesel | Partner - Renault: Clio D | Express D | Megane D | R 19 D | R 21 D - Volvo: Volvo 400 TD | Volvo 460 TD

## MOTOR

Mercedes Benz: 0051511301 - Valeo: D7R5 | D7R8 | D7R9 | D7R12 | D7R13 | D7R16 | D7R18 | D7R20 | D7R25 | D7R26 | D7R27 | D7R40 | D7R43 | D7R46 | D7R49 | D8R27 | D8R49 | D7RE46

## EQUIVALENTE / Equivalent

Lucas Indiel: 220407 - Valeo: NE834 | 185915 | 584135 | 584185 | 594185

1024

IMPULSOR DE PARTIDA DO MOTOR DE ARRANQUE  
STARTER DRIVE / IMPULSOR DE PARTIDA

FOTO / Photo pg. 173

## APLICAÇÃO / Application / Aplicación

Citroën: XM 2.5 TD - Fiat: 127 | Panda 30 - 45 | Ritmo 60 | Uno 45 - Ford: Ranger 2.5 TD - Hyundai: HR - Mazda: B2500D - Mitsubishi: 4D56 | L200 2.5 D 4WD | L300 2.5 D e TD 4X4 | Pajero 2.5 td | Space Gear 2.5 d

## MOTOR

Mitsubishi: M2T80582 | M2T84071 | M2T84171 | M2T84571 | M2T87071 | M2T87171 | M2T87271 | M2T87471 | M2T87871 | MD315548 | M002T87071 | M002T87171ZT

## EQUIVALENTE / Equivalent

Cargo: 139541 - Lucas Indiel: 220408 - Mitsubishi: MD312858 | MD618963 | M191T15071 | M191T68071 | M191X68071

1027

IMPULSOR DE PARTIDA DO MOTOR DE ARRANQUE  
STARTER DRIVE / IMPULSOR DE PARTIDA

FOTO / Photo pg. 173

## APLICAÇÃO / Application / Aplicación

Ford: F250 Cummins | F4000 Cummins

## MOTOR

Bosch: 0001223505 | 0001223555

## EQUIVALENTE / Equivalent

Bosch: 6033AD0284 | 6033ADO284 | 9033ADO284 - Lucas Indiel: 229984

1030

IMPULSOR DE PARTIDA DO MOTOR DE ARRANQUE  
STARTER DRIVE / IMPULSOR DE PARTIDA

FOTO / Photo pg. 173

## APLICAÇÃO / Application / Aplicación

Citroën: XM 2.1 diesel | XM 2.1 turbo diesel - Suzuki: Vitara - Yanmar: Micro trator

## MOTOR

Bosch: 0001109026

## EQUIVALENTE / Equivalent

Bosch: 1006209646

1031

IMPULSOR DE PARTIDA DO MOTOR DE ARRANQUE  
STARTER DRIVE / IMPULSOR DE PARTIDA

FOTO / Photo pg. 173

## APLICAÇÃO / Application / Aplicación

Citroën: Berlingo 1.8, 1.8 d | Evasion 1.8, 2.0, 2.0 turbo | Jumper 2.0 | Picasso 1.8 16V | Xantia 1.6, 1.8 8V / 16V, 2.0 8V / 16V, 2.0 CT turbo, 2.0 HDI | XM 2.0 CT Turbo, 2.0 i | Xsara 1.8, 1.8 16V, 2.0 16V, 2.0 16V VTS | ZX 1.6, 1.8 16V, 1.9, 2.0i - Fiat: Ulysse 1.8/2.0 - Lancia: Z (Zeta) 2.0 16V, 2.0ie, Turbo - Mercedes Benz: 280E | 320E | C280 | Classe A 160 CDI e 170 CDI | E 250D Turbo (210) BG, GR, H, I, IS, HR, P, SLO, TR | E 250DT (210) i | E 259D Turbo (210) | E280 | E300 | E320 | S280 | S321 | Sprinter 208D | Sprinter 210D | Sprinter 212D | Sprinter 308 D | Sprinter 312 D | Sprinter 408D | Sprinter 410 D | Sprinter 412D | Vario 812 D | Vito 108 D | Vito 110 D Peugeot: 306 1.8/2.0 | 405 1.6 GL, 1.8i, 1.9 GR, SRI, 2.0i | 406 1.6/1.8 16V/2.0 16V/2.0 Turbo | 605 2.0 | 806 2.0 | 806 2.0 turbo | Boxer 2.0 | Expert 1.8 | Partner 1.8 Renault: Clio 1.9 Diesel | Megane 1.9 d | R 19 1.9 d | Safrane 2.2i

1031

IMPULSOR DE PARTIDA DO MOTOR DE ARRANQUE  
STARTER DRIVE / IMPULSOR DE PARTIDA

FOTO / Photo pg. 173

## MOTOR

Bosch: 0001108183 | 0001108217 | 0001108218 | 0001109014 | 0001109036 | 0001109250 | 0001110112 | 0001115001 | 0001115008

## EQUIVALENTE / Equivalent

Bosch: 1006209631 | 1006209635 | 1006209678 - Lucas Indiel: 220409

1033

IMPULSOR DE PARTIDA DO MOTOR DE ARRANQUE  
STARTER DRIVE / IMPULSOR DE PARTIDA

FOTO / Photo pg. 173

## APLICAÇÃO / Application / Aplicación

Alfa Romeo: Alfa 145 1998... | Alfa 146 1.9 JTD 1998... | Alfa 147 1.9 JTD 2000... | Alfa 156 1.9 JTD 1997...2000 - BMW: 324 1996... | 325 1996... | 525 1996... | 725 TDS 12V 1996... - Fiat: Brava 1.9 JTD 1997...1998 | Doblo 1.9 2000... | Marea 1.9 1996... | Multipla | Punto 2001... | Stilo 2001... - Lancia: Lybra - Opel: Frontera 2.5 1996... | Omega 2.5 TD, 2.5 XTD

## MOTOR

Bosch: 0001109025 | 0001109030 | 0001109033 | 0001109035 - Fiat: 46473784

## EQUIVALENTE / Equivalent

Bosch: 1006209645

1037

IMPULSOR DE PARTIDA DO MOTOR DE ARRANQUE  
STARTER DRIVE / IMPULSOR DE PARTIDA

FOTO / Photo pg. 173

## APLICAÇÃO / Application / Aplicación

Citroën: Berlingo 1.8, 1.8 d | Evasion 1.8, 2.0, 2.0 turbo | Jumper 2.0 | Picasso 1.8 16V, ZX 1.6, 1.8 16V, 1.9, 2.0i | Xantia 1.6, 1.8 8V/16V, 2.0 8V/16V, 2.0 CT turbo, 2.0 HDI | XM 2.0 CT Turbo, 2.0i | Xsara 1.8, 1.8 16V, 2.0 16V, 2.0 16V VTS - Mercedes Benz: 406 1.6/1.8 16V/2.0 16V/2.0 Turbo | Classe A 160 CDI e 170 CDI | E 250D Turbo (210) BG, GR, H, I, IS, HR, P, SLO, TR | E 250DT (210) i | E 259D Turbo (210) | Sprinter 208D | Sprinter 210D | Sprinter 212D | Sprinter 308 D | Sprinter 312 D | Sprinter 408D | Sprinter 410 D | Sprinter 412D - Peugeot: 306 1.8/2.0 | 405 1.6 GL, 1.8i, 1.9 GR, SRI, 2.0i | 605 2.0 | 806 2.0, 2.0 turbo | Boxer 2.0 | Expert 1.8 | Partner 1.8 - Renault: Clio 1.9 Diesel | Megane 1.9 d | R 19 1.9 d | Safrane 2.2i - Ssangyong: Especial/Special

## MOTOR

Bosch: 0001108183 | 0001108217 | 0001108218 | 0001109014 | 0001109036 | 0001110112 | 0001115001 | 0001115008

## EQUIVALENTE / Equivalent

Bosch: F005M10053

1038

IMPULSOR DE PARTIDA DO MOTOR DE ARRANQUE  
STARTER DRIVE / IMPULSOR DE PARTIDA

FOTO / Photo pg. 173

## APLICAÇÃO / Application / Aplicación

Mercedes Benz: 1215 C | 712 C | 817-1517 1996... | 914 2000 | 915 | Atego 1998... | Axor 1998... | Citaro 1998... | Econic 1998... | L1218 | L1418 | L1618 M | L1622 | L2423 - New Holland: Trator

## MOTOR

Bosch: 0001230001 | 0001230006 | 0001230012 | 0001230013 | 0001231002 | 0001231003 | 0001231005 | 0001231018 | 0001231033

## EQUIVALENTE / Equivalent

Bosch: 6033AD0442 | 6033AD0462 | 6033AD3006 | 6033AD3108 | 6033AD3244 | 6033AD3850 | 6033AD4034 | 6033AD4118 | 6033AD4148 | 6033ADO462 | 9002336236  
Cargo: 139056 - KHD: 01319755 | 01319806 - Mercedes Benz: 0011511813 | 0011513213

1046

IMPULSOR DE PARTIDA DO MOTOR DE ARRANQUE  
STARTER DRIVE / IMPULSOR DE PARTIDA

FOTO / Photo pg. 173

## APLICAÇÃO / Application / Aplicación

Mitsubishi: E2500 Diesel XA | E3000 | Fuso Canter 20, 30, 35, 4d31T 1987 | Fuso Canter 3600, 33, 4D30, 31, 32 1998 | Fuso Canter 4DRS 1984 ...1988 | Light Bus HÁ | Wheel Loader S4E - Nissan: Fork Lifts - ZEN: Utiliza pinhão ZEN 12812

## MOTOR

Mitsubishi: 232415 | M2T55271 | M2T56471 | M2T56472 | M2T57881 | M2T61771 | M2T65271 | M2T65272 | M2T67881 | M2T67882 | M2T67883 | M2T69081 | M2T72871 | M2T74371 | M2T78381 | M2T78481 | M2T78482

## EQUIVALENTE / Equivalent

Mitsubishi: ME700972 | M357T72671 | M357T72672 | M357X72672 | M357X85273

1047

IMPULSOR DE PARTIDA DO MOTOR DE ARRANQUE  
STARTER DRIVE / IMPULSOR DE PARTIDA

FOTO / Photo pg. 173

## APLICAÇÃO / Application / Aplicación

Mitsubishi: L200 1997 | Pajero 2.3TD e 2.5 TD - ZEN: Utiliza pinhão ZEN 12812

## MOTOR

Mitsubishi: M2T56181 | M2T56182 | M2T56185 | M2T56271 | M2T57771 | M2T74171 | MD069166 | MD070934 | MD084414 | MD164975 | MD164976

1047

IMPULSOR DE PARTIDA DO MOTOR DE ARRANQUE  
STARTER DRIVE / IMPULSOR DE PARTIDA

FOTO / Photo pg. 173

EQUIVALENTE / Equivalent

Mitsubishi: 75571 | MD607791 | M357T75571

1048

IMPULSOR DE PARTIDA DO MOTOR DE ARRANQUE  
STARTER DRIVE / IMPULSOR DE PARTIDA

FOTO / Photo pg. 173

APLICAÇÃO / Application / Aplicación

Daewoo: Tico - General Motors/Chevrolet: Spark - Kia: Rio fev/05 | Spectra 1.6

MOTOR

Daewoo: 31100A78B00

EQUIVALENTE / Equivalent

Daewoo: 93740994 | 3120A78B00 - Kia: 361392X000

1054

IMPULSOR DE PARTIDA DO MOTOR DE ARRANQUE  
STARTER DRIVE / IMPULSOR DE PARTIDA

FOTO / Photo pg. 173

APLICAÇÃO / Application / Aplicación

Kia: Pride

MOTOR

Mitsubishi: MB30118X45

1056

IMPULSOR DE PARTIDA DO MOTOR DE ARRANQUE  
STARTER DRIVE / IMPULSOR DE PARTIDA

FOTO / Photo pg. 174

APLICAÇÃO / Application / Aplicación

Autobianchi: Especial/Special - Citroën: Especial/Special - Fiat: Especial/Special - Lancia: Especial/Special - Opel: Especial/Special - Peugeot: Especial/Special  
Renault: Especial/Special - Seat: Especial/Special - Talbot: Especial/Special - Vauxhall: Especial/Special - Volvo: Especial/Special - Zastava: Especial/Special

MOTOR

Iskra: 11130029 | 11130102 | 11130162 | 11130166 | 11130217 | 11130218 | 11130219 | 11130234 | 11130266

EQUIVALENTE / Equivalent

Iskra: 16900089

1057

IMPULSOR DE PARTIDA DO MOTOR DE ARRANQUE  
STARTER DRIVE / IMPULSOR DE PARTIDA

FOTO / Photo pg. 174

APLICAÇÃO / Application / Aplicación

Mercedes Benz: C 200 2.0, 55KW - Diesel 03/1993...08/1995 | C 200 2.0, 65KW - Diesel 09/1996... | C 200 T 2.2, 70KW - Diesel 05/1996... | C 220 2.2, 70KW - Diesel 08/1993... | C 250 turbo 2.5, 110KW - Diesel 09/1995... | E 200 2.0, 65KW - Diesel 03/1997... | E 220 2.2, 70KW - Diesel 06/1995... | E 250 2.5, 83KW - Diesel 06/1995... | E 250 T 2.5, 83KW - Diesel 05/1996... | E 290 turbo T 2.9, 95KW - Diesel 05/1996... | E 290 turbo 2.9, 95KW - Diesel 01/1996... | Sprinter 208 2.3, 58/60KW - Diesel 02/1995... | Sprinter 210 2.9, 75KW - Diesel 01/1997... | Sprinter 212 2.9, 90KW - Diesel 02/1995... | Sprinter 308 2.3, 58KW - Diesel 02/1995... | Sprinter 310 2.9, 75KW - Diesel 01/1997... | Sprinter 312 2.9, 90KW - Diesel 02/1995... | Sprinter 408 2.3, 58KW - Diesel 02/1995... | Sprinter 410 2.9, 75KW - Diesel 01/1997... | Sprinter 412 2.9, 90KW - Diesel 02/1995... | V 230 TD 2.3, 72KW - Diesel 04/1996... | Vario 512 2.9, 90KW - Diesel 09/1996... | Vario 612 2.9, 90KW - Diesel 09/1996... | Vario O 812 2.9, 90KW - Diesel 09/1996...

MOTOR

Bosch: 0001109014

EQUIVALENTE / Equivalent

Bosch: 1006209642

1058

IMPULSOR DE PARTIDA DO MOTOR DE ARRANQUE  
STARTER DRIVE / IMPULSOR DE PARTIDA

FOTO / Photo pg. 174

APLICAÇÃO / Application / Aplicación

Renault: Clío 1.0 8v | Clío 1.6i | Clío II 1.9 Diesel | Kangoo 1.9 Diesel - 48KW 10/1997... | Megane 1.9 Diesel | R19 1.9 Diesel | Trafic 1.9 Diesel - 47/48KW 11/1997...

MOTOR

Bosch: 0001108180 | 0001108182 | 0001108186

EQUIVALENTE / Equivalent

Bosch: 1006209671

1062

IMPULSOR DE PARTIDA DO MOTOR DE ARRANQUE  
STARTER DRIVE / IMPULSOR DE PARTIDA

FOTO / Photo pg. 174

APLICAÇÃO / Application / Aplicación

Nissan: Primera Berlina 2.0 P10

1062

IMPULSOR DE PARTIDA DO MOTOR DE ARRANQUE  
STARTER DRIVE / IMPULSOR DE PARTIDA

FOTO / Photo pg. 174

## MOTOR

Lucas Indiel: 26813 | 26834 | 26841 - Magneti Marelli: 63226834 | 63226845 | 63226846 - Nissan: 2330070J10 | 2330070J11 | 2330070J12

## EQUIVALENTE / Equivalent

Nissan: 2331293J00

1063

IMPULSOR DE PARTIDA DO MOTOR DE ARRANQUE  
STARTER DRIVE / IMPULSOR DE PARTIDA

FOTO / Photo pg. 174

## APLICAÇÃO / Application / Aplicación

Agrale: Micro Onibus Volare - General Motors/Chevrolet: S10 MWM Diesel - Renault: Master - Troller: T4 MWM 2000...

## MOTOR

Mitsubishi: M002T87671 | M002T87771 | M002T88771ZA

## EQUIVALENTE / Equivalent

Mitsubishi: 68971 | 93971 | M191T93971

1064

IMPULSOR DE PARTIDA DO MOTOR DE ARRANQUE  
STARTER DRIVE / IMPULSOR DE PARTIDA

FOTO / Photo pg. 174

## APLICAÇÃO / Application / Aplicación

Dacia: Logan 1.4 - 1.6 - 16V - General Motors/Chevrolet: Celta 1.0 | Novo Corsa - Renault: Clio 1.6 16v | Megane 1.4i - 1.6i - 16V | Scenic 2.0 16V 2003

## MOTOR

General Motors/Chevrolet: 93260358 - Valeo: D7E10 | D7E11 | D7E19 | D7E22 | D7E27 | D7E47 | D7E48 | BD7E10

## EQUIVALENTE / Equivalent

General Motors/Chevrolet: 93297293 - Valeo: 090800 | 188440 | 494830 | SS260300

1067

IMPULSOR DE PARTIDA DO MOTOR DE ARRANQUE  
STARTER DRIVE / IMPULSOR DE PARTIDA

FOTO / Photo pg. 174

## APLICAÇÃO / Application / Aplicación

Audi: 80 D 1.6L | 80 TD 1.9 | 90 1.9 D | A4 - Avant - Quattro 1.9TDI | A6 - Avant 1.9 TDI - Volkswagen: Passat 1.9 TDI | Variant 1.9 TDI

## MOTOR

Bosch: 0001110066 | 0001110067

## EQUIVALENTE / Equivalent

Bosch: 1006209581 - Cargo: 135715 - Volkswagen: 068911335F

1068

IMPULSOR DE PARTIDA DO MOTOR DE ARRANQUE  
STARTER DRIVE / IMPULSOR DE PARTIDA

FOTO / Photo pg. 174

## APLICAÇÃO / Application / Aplicación

Lada: Especial/Special

1069

IMPULSOR DE PARTIDA DO MOTOR DE ARRANQUE  
STARTER DRIVE / IMPULSOR DE PARTIDA

FOTO / Photo pg. 174

## APLICAÇÃO / Application / Aplicación

Audi: A3 1.6, 1.8 e 1.8 Turbo - Seat: Alhambra 2.0 | Cordoba 1.6 | Ibiza Cupra / Sport 1.8 20V turbo | Vario 1.6 - Volkswagen: Beetle 2.0 | Fox 2003 | Golf 1.8 | Golf 2.0 | Golf 4 Motion 1.8 | Golf G4 GTI Turbo 1.8 | Golf G4 Variant 2.0 | Polo 1.0 16V | Polo 1.6 | Polo 2.0

## MOTOR

Bosch: 0001121008 | 0001121009 | 0001121016 | 0001121018 - Volkswagen: 02T911023E

## EQUIVALENTE / Equivalent

Bosch: 1006209680 | F000AL1100 - Lucas Indiel: 220414

1070

IMPULSOR DE PARTIDA DO MOTOR DE ARRANQUE  
STARTER DRIVE / IMPULSOR DE PARTIDA

FOTO / Photo pg. 174

## APLICAÇÃO / Application / Aplicación

Fiat: Ducato - Ford: Maverick 2.7 D 1993...1998 - Nissan: Especial/Special

## MOTOR

Bosch: 9000331201 | 9000331203

## EQUIVALENTE / Equivalent

Bosch: 9002336219 - Lucas Indiel: 220415

1071

IMPULSOR DE PARTIDA DO MOTOR DE ARRANQUE  
STARTER DRIVE / IMPULSOR DE PARTIDA

FOTO / Photo pg. 174

## APLICAÇÃO / Application / Aplicación

Mercedes Benz: 124 - Still: Especial/Special - Styer Puch: Especial/Special

## MOTOR

Bosch: 0001218162 | 0001218165

## EQUIVALENTE / Equivalent

Bosch: 9002336223

1072

IMPULSOR DE PARTIDA DO MOTOR DE ARRANQUE  
STARTER DRIVE / IMPULSOR DE PARTIDA

FOTO / Photo pg. 174

## APLICAÇÃO / Application / Aplicación

Citroën: Jumper 2.5 D-TD - Fiat: Ducato 2.5 TD - Peugeot: 605TD | Boxer 2.5 - TD

## MOTOR

Bosch: 0001218157 | 9000331414

## EQUIVALENTE / Equivalent

Bosch: 9002336224 | 9002336287 - Lucas Indiel: 220416

1073

IMPULSOR DE PARTIDA DO MOTOR DE ARRANQUE  
STARTER DRIVE / IMPULSOR DE PARTIDA

FOTO / Photo pg. 174

## APLICAÇÃO / Application / Aplicación

Agrale: 5000D | 6150 | 7000D | 7500 TD | BX100 | BX130 | BX4.100 | BX4.110 | BX4.130 | BX4.150 | BX4.90 - Case: 80 CR / 80 P - CBT: 8440 - Claas: Consul 3.8 | Dominator 5.7 | Mercator 5.7 - Fiat Allis: FB 80 - Lamborghini: Especial/Special - Mercedes Benz: 10 T 1013 | 1000 | 1013A | 1013S | 1017 | 11 T L1113B | 1100 | 12 T 1213 | 1217 | 1250 | 1300 Turbo | 1350 | 13T 1313 | 14 T 1413 | 1400 Turbo | 1417 | 1450 | 1500 | 1550 | 15T 1513 | 16 T 1613 | 1600 Turbo | 1617 | 1650 | 1700 | 1750 | 18 T 1819 | 2100 | 2150 | 54403 | 6 T 608 | 66403 | 7 T 709 | 72403 | 8 T 808 | 80406 | 809 | 813 | 9 T 911 | 90416 | 913 | 95424 | L508D | L608D | LKO1113B | LP1013 | LP1113 | LPK1113 | LPS1113B | O 309 | OF1113 - Puma: 914 4.0 - Same: Especial/Special - SLC: 7700 Turbo

Valmet: 110 225-6 5.7 | 118 D229-6 5.9 | 118 PID A 229-6 TV Alc. 5.9 | 128 4X4 D 229-6 VS | 128 4X4 PID A 229-6 Alcool | 128 D229-6 VS 5.9 | Valtra 785

Volkswagen: 11130 | 13130 | 6.90 | 7.90 | 7110

## MOTOR

Iskra: AZJ3118 | AZJ3449 | AZJ3548 | 11130229 | 11130254 | 11130407 | 11130409 | 11130412 | 11130484 | 11130491 | 11130823 | 11130824 | 11131651

## EQUIVALENTE / Equivalent

Iskra: 16901658

1074

IMPULSOR DE PARTIDA DO MOTOR DE ARRANQUE  
STARTER DRIVE / IMPULSOR DE PARTIDA

FOTO / Photo pg. 174

## APLICAÇÃO / Application / Aplicación

Citroën: Xsara Zx D - Peugeot: 106D - Rover: Especial/Special

## MOTOR

Valeo: D7R1 | D7R2 | D7R3 | D7R4 | D7R11 | D7R15 | D7R24 | D7R33

## EQUIVALENTE / Equivalent

Valeo: NE831 | 185290 | 188256 | 594136

1088

IMPULSOR DE PARTIDA DO MOTOR DE ARRANQUE  
STARTER DRIVE / IMPULSOR DE PARTIDA

FOTO / Photo pg. 174

## APLICAÇÃO / Application / Aplicación

Lada: Samara 1.1-1.3 e 1.5

## EQUIVALENTE / Equivalent

Iskra: 16900035

1090

IMPULSOR DE PARTIDA DO MOTOR DE ARRANQUE  
STARTER DRIVE / IMPULSOR DE PARTIDA

FOTO / Photo pg. 174

## APLICAÇÃO / Application / Aplicación

Ford: F250 Cummins ISBe4 | F350 Cummins B Aftercooler 3.9 | F4000 Cummins B Aftercooler 3.9 - John Deere: 5600 - Volkswagen: 17210 | Caminhão 13180 MWM

## MOTOR

Lucas Indiel: 35259580 | 35259620 | 35259630 | 35259640 | 35259660 | 35259870 | 35262634

## EQUIVALENTE / Equivalent

Lucas Indiel: 229873 | 35259873

**1097**IMPULSOR DE PARTIDA DO MOTOR DE ARRANQUE  
STARTER DRIVE / IMPULSOR DE PARTIDA

FOTO / Photo pg. 175

**APLICAÇÃO / Application / Aplicación**

Toyota: Camry 2.0 D TURBO | Corolla 1.8 D, 2.0 D | Hilux SW 4 3.0 | Landcruiser 3.0 TD - D-4D | Lite- Ace 2.0 D

**MOTOR**

Nippondenso: 280008451 | 1280000930 | 1280005350 | 1280008980 | 1280009550 | 2280000200 | 2280000460 | 2280000880 | 2280001850 | 2280003640 | 2280003680 | 2280004980 | 2280005020 | 2280005021 | 2280005022 | 2280005023 | 2810067050

**EQUIVALENTE / Equivalent**

Nippondenso: 0283004011 | 0283004081 | 0283004082 - Thermo King: 2801167030 - Toyota: 2801164010 | 2801164030 | 2801167030

**1104**IMPULSOR DE PARTIDA DO MOTOR DE ARRANQUE  
STARTER DRIVE / IMPULSOR DE PARTIDA

FOTO / Photo pg. 175

**APLICAÇÃO / Application / Aplicación**

Fiat: Croma D e TD - Lancia: Thema D e TD

**MOTOR**

Magnetit Marelli: 63222001 | 63222031 | 63222039 | 63222136

**1107**IMPULSOR DE PARTIDA DO MOTOR DE ARRANQUE  
STARTER DRIVE / IMPULSOR DE PARTIDA

FOTO / Photo pg. 175

**APLICAÇÃO / Application / Aplicación**

Toyota: Avenis 2.0 TD

**MOTOR**

Bosch: 0001109034 - Toyota: 281000B020

**EQUIVALENTE / Equivalent**

Bosch: 1006209669

**1108**IMPULSOR DE PARTIDA DO MOTOR DE ARRANQUE  
STARTER DRIVE / IMPULSOR DE PARTIDA

FOTO / Photo pg. 175

**APLICAÇÃO / Application / Aplicación**Audi: A3 1.6 - 1.8 T | TT - Seat: Alhambra 1.8T - 2.0 | Córdoba 1.6, 1.8, 2.0 | Ibiza 1.6 | Leon 1.4, 1.6, 1.8, 1.8T | Toledo 1.4, 1.6, 1.8 - Skoda: Octavia 1.6, 1.8, 1.8T, 2.0  
Volkswagen: Bora 1.6, 2.0 | Golf G4 1.4, 1.6, 1.8, 2.0 | Golf G4 1.4, 1.6, 1.8, 2.0 Variant | Golf G4 1.8 GTI | Golf G4 1.8 GTI Turbo | New Beetle 1.8, 2.0 | Polo 1.6, 1.8 | Sharan 1.8T, 2.0 | Transporter 2.0**MOTOR**

Bosch: 0001121006 | 0001121007 | 0001121010 | 0001121011

**EQUIVALENTE / Equivalent**

Bosch: 1006209657 | 1006209757 | 1007010105 | F000AL1086

**1109**IMPULSOR DE PARTIDA DO MOTOR DE ARRANQUE  
STARTER DRIVE / IMPULSOR DE PARTIDA

FOTO / Photo pg. 175

**APLICAÇÃO / Application / Aplicación**

Opel: Astra | Astra G 2.0 DI - DTI - 16V - 2.2 DTI | Frontera | Frontera B 2.0 - 2.2 DTI | Omega B 2.0 - 2.2 DTI - DTH | Saab 9.3 | Signum 2.0 - 2.2 DTI | Sintra 2.2 DTI | Vauxhall | Vectra | Vectra 2.0 - 2.2 DI - DTI - DTH 16V - DTL 16V | Zafira 2.0 - 2.2 DI - DTI - Saab: 9 3 2.2 16V TD - Vauxhall: Omega 2.0 - 2.2 DTH | Vectra 2.0 - 2.2 DTH - DTL | Zafira 2.0 - 2.2 DI - DTI 1.6

**MOTOR**

Bosch: 0001109015 | 0001109052 | 0001109062 | 0001109068

**EQUIVALENTE / Equivalent**

Bosch: 1006209637 - Lucas Indiel: 220418

**1113**IMPULSOR DE PARTIDA DO MOTOR DE ARRANQUE  
STARTER DRIVE / IMPULSOR DE PARTIDA

FOTO / Photo pg. 175

**APLICAÇÃO / Application / Aplicación**

Fiat: Marea 2.4 20v | Stilo

**MOTOR**

Magnetit Marelli: 63111005 | 63111006 | 63111007 | 63111010 | 63223537 | 63223730 | 63293537



**1117**IMPULSOR DE PARTIDA DO MOTOR DE ARRANQUE  
STARTER DRIVE / IMPULSOR DE PARTIDA

FOTO / Photo pg. 175

**APLICAÇÃO / Application / Aplicación**

Alfa Romeo: Especial/Special - Fiat: Ducato D - Lancia: Especial/Special

**MOTOR**

Magneti Marelli: 63222000 | 63222004 | 63222030 | 63222034 | 63222038 | 63222130 | 63222134 | 63222135 | 63222138

**EQUIVALENTE / Equivalent**

Fiat: 9941371 - Lucas Indiel: 220419

**1133**IMPULSOR DE PARTIDA DO MOTOR DE ARRANQUE  
STARTER DRIVE / IMPULSOR DE PARTIDA

FOTO / Photo pg. 175

**APLICAÇÃO / Application / Aplicación**

Volkswagen: Caddy Diesel | Gol | Senda Saveiro

**MOTOR**

Lucas Indiel: 35258740

**EQUIVALENTE / Equivalent**

Lucas Indiel: 220270

**1134**IMPULSOR DE PARTIDA DO MOTOR DE ARRANQUE  
STARTER DRIVE / IMPULSOR DE PARTIDA

FOTO / Photo pg. 175

**APLICAÇÃO / Application / Aplicación**

Fiat: Duna | Fiorino 1.7 Diesel | Palio 1.7 Turbo Diesel | Uno 1.7 Diesel - Ford: Pick Up (USA) 4.9 / 5.8 | Tiger Tug (USA) - Cummins - Renault: 19 1.7, 1.8 | Clio 1.4 | Clio F8Q 1.9 Diesel | Express F8Q 1.9 Diesel | Megane 2.0 | R19 F8Q 1.9 Diesel

**MOTOR**

Lucas Indiel: 35258400 | 35258420 | 35258460 | 35258560 | 35258720 | 35258840

**EQUIVALENTE / Equivalent**

Lucas Indiel: 220210

**1152**IMPULSOR DE PARTIDA DO MOTOR DE ARRANQUE  
STARTER DRIVE / IMPULSOR DE PARTIDA

FOTO / Photo pg. 175

**APLICAÇÃO / Application / Aplicación**

Citroën: Ax | BX - Peugeot: 106 | 205 | 309 | 405 - Renault: Clio II

**MOTOR**

Valeo: D7E2

**EQUIVALENTE / Equivalent**

Valeo: 187428

**1153**IMPULSOR DE PARTIDA DO MOTOR DE ARRANQUE  
STARTER DRIVE / IMPULSOR DE PARTIDA

FOTO / Photo pg. 175

**APLICAÇÃO / Application / Aplicación**

Renault: Clio I e II | Kangoo | Twingo 1.2L

**MOTOR**

Bosch: 0001116001

**EQUIVALENTE / Equivalent**

Bosch: 1006209704 - Lucas Indiel: 220421

**1155**IMPULSOR DE PARTIDA DO MOTOR DE ARRANQUE  
STARTER DRIVE / IMPULSOR DE PARTIDA

FOTO / Photo pg. 175

**APLICAÇÃO / Application / Aplicación**

Toyota: Corolla 2.0 Diesel

**MOTOR**

Bosch: 0001109031 | F000AL0108

**EQUIVALENTE / Equivalent**

Bosch: 1006209656

**1156**IMPULSOR DE PARTIDA DO MOTOR DE ARRANQUE  
STARTER DRIVE / IMPULSOR DE PARTIDA

FOTO / Photo pg. 175

## APLICAÇÃO / Application / Aplicación

Ford: Ka 1.3 | Ka II 1.3 | Ka III 1.3

## MOTOR

Bosch: 0001107059 | 0001107082 - Ford: 97KB11000AA | 97KB11000AB | 97KB11000AC

## EQUIVALENTE / Equivalent

Bosch: 1006209652

**1162**IMPULSOR DE PARTIDA DO MOTOR DE ARRANQUE  
STARTER DRIVE / IMPULSOR DE PARTIDA

FOTO / Photo pg. 175

## APLICAÇÃO / Application / Aplicación

Renault: Laguna D, RN, RT, RXE

## MOTOR

Valeo: ND161 | D9R142

## EQUIVALENTE / Equivalent

Valeo: NE885 | 186321 | 594251

**1168**IMPULSOR DE PARTIDA DO MOTOR DE ARRANQUE  
STARTER DRIVE / IMPULSOR DE PARTIDA

FOTO / Photo pg. 175

## APLICAÇÃO / Application / Aplicación

General Motors/Chevrolet: Blazer Diesel - Nissan: Frontier MWM

## MOTOR

Bosch: F000AL0105 | F000AL0107 | F000AL0112

## EQUIVALENTE / Equivalent

Bosch: 1006209778 | F000AL1709 - Lucas Indiel: 220423

**1169**IMPULSOR DE PARTIDA DO MOTOR DE ARRANQUE  
STARTER DRIVE / IMPULSOR DE PARTIDA

FOTO / Photo pg. 175

## APLICAÇÃO / Application / Aplicación

Alfa Romeo: 145 1.4 16V | 146 1.4 16V - Fiat: Brava 1.6 | Bravo 1.6 | Marea 1.6 | Multipla | Palio | Siena | Strada - Lancia: Nuova Delta

## MOTOR

Fiat: 46451529 | 46740241 - Magneti Marelli: 63111008 | 63111009 | 63111027 | 63112003 | 63113003

## EQUIVALENTE / Equivalent

Cargo: 139901 - Fiat: 9947754 - Lucas Indiel: 220424

**1170**IMPULSOR DE PARTIDA DO MOTOR DE ARRANQUE  
STARTER DRIVE / IMPULSOR DE PARTIDA

FOTO / Photo pg. 176

## APLICAÇÃO / Application / Aplicación

Toyota: Camry 1991...1996 | Carina 1992...1996 | Corolla Diesel 1993...1995 | Corona

## MOTOR

Bosch: 0001218166

## EQUIVALENTE / Equivalent

Bosch: 9002336225 - Lucas Indiel: 220425

**1171**IMPULSOR DE PARTIDA DO MOTOR DE ARRANQUE  
STARTER DRIVE / IMPULSOR DE PARTIDA

FOTO / Photo pg. 176

## APLICAÇÃO / Application / Aplicación

Ford: Escort SEE: 120-330 1.8L Diesel 1989...1996 | Fiesta SEE: 120-330 1.8L Diesel 1989...1996 | Orion SEE: 120-330 1.8L Diesel 1989...1996

## MOTOR

Bosch: 0001218105 | 0001218128

## EQUIVALENTE / Equivalent

Bosch: 9002336200 | 9002336205

1172

IMPULSOR DE PARTIDA DO MOTOR DE ARRANQUE  
STARTER DRIVE / IMPULSOR DE PARTIDA

FOTO / Photo pg. 176

## APLICAÇÃO / Application / Aplicación

Renault: Express 1.6L Diesel 1986...1997 | Extra 1.6L Diesel 1986...1997 | Rapid 1.6L Diesel 1986...1997

## MOTOR

Bosch: 9000331411

## EQUIVALENTE / Equivalent

Bosch: 9003336286

1174

IMPULSOR DE PARTIDA DO MOTOR DE ARRANQUE  
STARTER DRIVE / IMPULSOR DE PARTIDA

FOTO / Photo pg. 176

## APLICAÇÃO / Application / Aplicación

Nissan: Ebro | Nissan Trucks 1985...2000 | Van

## MOTOR

Bosch: 9000331406

## EQUIVALENTE / Equivalent

Bosch: 9003331430 | 9003336274

1177

IMPULSOR DE PARTIDA DO MOTOR DE ARRANQUE  
STARTER DRIVE / IMPULSOR DE PARTIDA

FOTO / Photo pg. 176

## APLICAÇÃO / Application / Aplicación

Volkswagen: Gol G3 1.6 | Parati G3 1.6 | Saveiro G3 1.6

## MOTOR

Bosch: F000AL0400

## EQUIVALENTE / Equivalent

Bosch: F000AL1306 | F000AL1694

1184

IMPULSOR DE PARTIDA DO MOTOR DE ARRANQUE  
STARTER DRIVE / IMPULSOR DE PARTIDA

FOTO / Photo pg. 176

## APLICAÇÃO / Application / Aplicación

General Motors/Chevrolet: 400 - Willys: Jeep 1969...1971

## EQUIVALENTE / Equivalent

Remy: 1954842

1187

IMPULSOR DE PARTIDA DO MOTOR DE ARRANQUE  
STARTER DRIVE / IMPULSOR DE PARTIDA

FOTO / Photo pg. 176

## APLICAÇÃO / Application / Aplicación

Citroën: BX 16 | C25 | CX 2.0 - Peugeot: 309 | 405 | 504 | 505 | J5 | J7 - Renault: Fuego | Master | R 11 | R 18 | R 20 | R 21 | R 25 | R 4 | R 5 | R 9 |  
Traffic - Volvo: 345

## EQUIVALENTE / Equivalent

Paris Rhone: 99931

1188

IMPULSOR DE PARTIDA DO MOTOR DE ARRANQUE  
STARTER DRIVE / IMPULSOR DE PARTIDA

FOTO / Photo pg. 176

## APLICAÇÃO / Application / Aplicación

Bedford: CF 1.8 e 2.3 - Vauxhall: Magnum 1800 | Magnum 2300 | Victor FD 2000 | Victor FE 1800 | VX 1800-2300 M35

## MOTOR

Lucas Indiel: 25329AM35 | 25165ADM35 | 25274ADM35 | 25348A5M90 | 25264AF5M90

## EQUIVALENTE / Equivalent

Lester: 16109 | 16283 - Lucas: TNB137 | 54244686 | 54245201 | 54245341 | 54246005 | 54247077 | 54247181

1189

IMPULSOR DE PARTIDA DO MOTOR DE ARRANQUE  
STARTER DRIVE / IMPULSOR DE PARTIDA

FOTO / Photo pg. 176

## APLICAÇÃO / Application / Aplicación

General Motors/Chevrolet: C10 V8 5.0L 305cid 1984...1985 | C10 Suburban V8 5.0L 305cid 1984...1985 | C20 V8 5.0L 305cid 1984...1985 | C20 Suburban V8 5.0L 305cid 1984...1985 | C2500 V6 4.3L 262cid 1988...1989 | Camaro V6 2.8L 173cid 1984...1989 | Camaro V6 3.1L 189cid 1990 | K10 V8 5.0L 305cid 1984...1985 | K10 Suburban V8 5.0L 305cid 1984...1985 | K1500 V6 4.3L 262cid 1988...1989 | K20 V8 5.0L 305cid 1985 | K20 Suburban V8 5.0L 305cid 1985 | K2500 V6 4.3L 262cid 1988...1989 | K5 Blazer V8 5.0L 305cid 1984...1985 | S10 Blazer V6 2.8L 173cid 1984...1989 | S10 Blazer V6 4.3L 262cid 1988...1990 | S10 Pick Up V6 2.8L 173cid 1984...1993 - GMC: C1500 V6 4.3L 262cid 1988...1989 | C1500 V8 5.0L 305cid 1984...1985 | C1500 Suburban V8 5.0L 305cid 1984...1985 | C2500 V6 4.3L 262cid 1988...1989 | C2500 V8 5.0L 305cid 1984...1985 | C2500 Suburban V8 5.0L 305cid 1984...1985 | Jimmy V8 5.0L 305cid 1984...1985 | K1500 V6 4.3L 262cid 1988...1989 | K1500 V8 5.0L 305cid 1984...1985 | K1500 Suburban V8 5.0L 305cid 1984...1985 | K2500 V6 4.3L 262cid 1988...1989 | S15 Jimmy V6 2.8L 173cid 1984...1989 | S15 Jimmy V6 4.3L 262cid 1988...1990 | S15 Pick Up 6 Cil 2.8L 173cid 1984...1990 | S15 Pick Up 6 Cil 4.3L 262cid 1988...1990 | Sonoma V6 2.8L 173cid 1991...1993 - Isuzu: Rodeo V6 3.1L 3137cc 1991...1992 - Jeep: Cherokee V6 2.8L 173cid 1984...1986 | Comanche V6 2.8L 173cid 1986 | Wagoneer V6 2.8L 173cid 1984...1986 - Pontiac: Firebird V6 2.8L 173cid 1984...1989 | Firebird V6 3.1L 189cid 1990

## MOTOR

American: 89530020124 - Isuzu: 8104550190 - Jeep: 8982775013

## EQUIVALENTE / Equivalent

Bosch: 1987BE0036 - Lester: 6317 | 6339 | 6413 - Remy: D2032 | 1984511

1192

IMPULSOR DE PARTIDA DO MOTOR DE ARRANQUE  
STARTER DRIVE / IMPULSOR DE PARTIDA

FOTO / Photo pg. 176

## APLICAÇÃO / Application / Aplicación

Ford: Bronco 4.9 lts 1992 | Bronco 5.0 lts 1992...1996 | Bronco 5.8 lts 1992...1996 | Escape 6 cil 2001...2009 | F Séries Pick Up 5.0 lts 1992...1998 | F Séries Pick Up 5.8 lts 1992...1996 | F1000 4.9L 6 cil a gasolina | F150 | F250 V6 a gasolina | Ranger

## MOTOR

Ford: SA769 | SA771 | SA774 | SA775 | SA776 | SA777 | SA784 | SA790 | SA800 | SA807 | SA769A | SA771A | F0011002A | E90Y11002A | E90Y11002B | E9SZ11002A | E9SZ11002B | F02Z11002A | F00Y11002A | F0TZ11002A | F13Z11002A | F23Z11002A | F23Z11002B | F2DZ11002A | F2TZ11002A | F3DZ11002A | F0FZ11002A | F0TZ11002A | F0TZ11002B | E90F11000BA | E9SF11000AA | E9SF11000BA | F02U11000AA | F00U11000AA | F13U11000AA | F23U11000AA | F23U11000BC | F2DU11000AA | F2DU11000BA | F2TU11000AA | F3DU11000AA | F02F11000AA | F07U11000AA | F07U11000BA | F0CF11000BA | F0CU11000BA - Mazda: ZL118400 | ZL1018400 - Porsche: E90V11002A | E9SF11002A | E90SZ11000AA

## EQUIVALENTE / Equivalent

Bosch: 1987BE0018 - Ford: SD337 | E90Z11350A | F0TZ11002A | F5DZ11350A | F07U11000AA | F2TU11000AA - Lucas: TMB350

1193

IMPULSOR DE PARTIDA DO MOTOR DE ARRANQUE  
STARTER DRIVE / IMPULSOR DE PARTIDA

FOTO / Photo pg. 176

## APLICAÇÃO / Application / Aplicación

Ford: Escort 1.8 1991...1996 - Mercury: Tracer 1.8 1991...1996

## MOTOR

Ford: SA779 | F0CF11000AA | F0CU11000AA | F0CF-11000AA | F0CU-11000AA

## EQUIVALENTE / Equivalent

Ford: SD340 | F0FZ11350A - Lester: 3214

1194

IMPULSOR DE PARTIDA DO MOTOR DE ARRANQUE  
STARTER DRIVE / IMPULSOR DE PARTIDA

FOTO / Photo pg. 176

## APLICAÇÃO / Application / Aplicación

Bobcat: Especial/Special - Cummins: Especial/Special - Ford: F12000 | F14000 1999 | F700 | Ford Truck Cummins - General Motors/Chevrolet: Pick Up Silverado Sierra Importado DIE - John Deere: John Deere

## MOTOR

Remy: 1113269 | 1113270 | 1113292 | 1113295 | 1113296 | 10465151 | 10465314 | 10479604 | 10479614 | 10479615 | 10479617 | 10479618 | 10479625 | 10479634 | 10479638 | 10479641

## EQUIVALENTE / Equivalent

Lester: 6583 - Lucas Indiel: 220427 - Remy: 10456455 | 10457056 | 10457579

1198

IMPULSOR DE PARTIDA DO MOTOR DE ARRANQUE  
STARTER DRIVE / IMPULSOR DE PARTIDA

FOTO / Photo pg. 176

## APLICAÇÃO / Application / Aplicación

General Motors/Chevrolet: C Séries C1500 6.5 | C Séries C1500 6.5 Turbo | C Séries C1500 6.5 Turbo Suburban | C Séries C2500 6.2 | C Séries C2500 6.5 | C Séries C2500 6.5 Turbo | C Séries C2500 6.5 Turbo Suburban | C Séries C3500 6.5 Turbo

## EQUIVALENTE / Equivalent

Remy: 10457060

1199

IMPULSOR DE PARTIDA DO MOTOR DE ARRANQUE  
STARTER DRIVE / IMPULSOR DE PARTIDA

FOTO / Photo pg. 176

## APLICAÇÃO / Application / Aplicación

Ford: Crown Victoria LX V8 4.6 Gas. 1992...1995 | Crown Victoria Police Interceptor V8 4.6 Gas. 1993...1995 | Crown Victoria Touring Sedan V8 4.6 Gas. 1992 | Crown Victoria S V8 4.6 Gas. 1992...1995 | Mustang | Mustang Cobra V8 4.6 Gas. 1996...1997 | Mustang GT V8 4.6 Gas. 1996...1997 | Thunderbird LX V8 4.6 Gas. 1994...1996  
Lincoln: Mark VIII LSC V8 4.6 Gas. 1995...1996 | Town Car Cartier V8 4.6 Gas. 1992...1995 | Town Car Executive V8 4.6 Gas. 1992...1995 | Town Car Jack Nicklaus V8 4.6 Gas. 1993 | Town Car Signature V8 4.6 Gas. 1992...1995 | Town Car Spinmaker Edition V8 4.6 Gas. 1995 | Town Car Tournament Edition V8 4.6 Gas. 1994 - Mercury: Cougar XR-7 V8 4.6 Gas. 1994...1996

## MOTOR

Ford: SA789 | SA822 | F2VY11002A | F3LY11002A | F3LU11000AA

## EQUIVALENTE / Equivalent

Ford: SD341 | F2VY11350A - Lester: 3221 | 3267

1201

IMPULSOR DE PARTIDA DO MOTOR DE ARRANQUE  
STARTER DRIVE / IMPULSOR DE PARTIDA

FOTO / Photo pg. 176

## APLICAÇÃO / Application / Aplicación

Crysler: Daytona 3.0 | Fifty Avenue Lebaron | Saragata 3.0 | Voyager 3.0 V6 1990...1993 - Harley Davidson: MY91 - 06 BT except MY06 Dyna - ZEN: Utilizado no Impulsor ZEN 0750 | Utilizado no impulsor ZEN 0816 | Utilizado no impulsor ZEN 0817 | Utilizado no impulsor ZEN 0818 | Utilizado no Impulsor ZEN 0954

## MOTOR

Nippondenso: 1280007500 | 1280009380

## EQUIVALENTE / Equivalent

Nippondenso: 283000010

1206

IMPULSOR DE PARTIDA DO MOTOR DE ARRANQUE  
STARTER DRIVE / IMPULSOR DE PARTIDA

FOTO / Photo pg. 176

## APLICAÇÃO / Application / Aplicación

Fiat: Tipo 1.4 e 1.6 - Lancia: Dedra 1.6 i.e

## MOTOR

Magnet Marelli: 63222831 | 63222832 | 63222833 | 63222836 | 63222837 | 63222838 | 63222897 | 63223001 | 63223031 | 63223032 | 63223033 | 63223034

## EQUIVALENTE / Equivalent

Fiat: 9941306

1207

IMPULSOR DE PARTIDA DO MOTOR DE ARRANQUE  
STARTER DRIVE / IMPULSOR DE PARTIDA

FOTO / Photo pg. 177

## APLICAÇÃO / Application / Aplicación

Nissan: NX 1600 | NX 2000 | Pulsar 1.6 | Sentra 1.6 - ZEN: Utilizado no Impulsor ZEN 0793

## MOTOR

Hitachi: 51389 | 51384B | 5114440 | 5114486 | 5114475A - Nissan: 2330036A00

## EQUIVALENTE / Equivalent

Hitachi: 211425509 - Nissan: 2335416E01

1208

IMPULSOR DE PARTIDA DO MOTOR DE ARRANQUE  
STARTER DRIVE / IMPULSOR DE PARTIDA

FOTO / Photo pg. 177

## APLICAÇÃO / Application / Aplicación

Ford: Contour | Courier 1.6 2001 | Escape 4 cil 2001...2004 | Escort | Fiesta | Ka | Mercury Mystique 2.0 L 4 cil 1995...1996 | Mondeo CLX 1997

## MOTOR

Ford: F3RZ11002A | F3RZ11002B | 93BB11000HB | 93BB11000JB | 96BB11000AA | 97BB11000BB | 97BB11000BC

## EQUIVALENTE / Equivalent

Ford: SD353 | 53R211350A | F3RZ11350A | F5RU11350RA | XS6411350AA | XS6U11350AA - Lucas Indiel: 223299

1209

IMPULSOR DE PARTIDA DO MOTOR DE ARRANQUE  
STARTER DRIVE / IMPULSOR DE PARTIDA

FOTO / Photo pg. 177

## APLICAÇÃO / Application / Aplicación

General Motors/Chevrolet: Astra 1.8 / 2.0 / 2.0 16V | Calibra 2.0 / 2.0i / 2.0i 16V | Corsa | Suprema 2.0 / 2.2 / 3.0 | Vectra 2.0 GSi MPFi / 2.0 GLS MPFi - Renault: Clio 1.2, 1.4, 1.6, 1.8 | Laguna 1.8, 2.0 | Megane 2.0 | R19 1.8 | R21 | Scenic 2.0 - Volvo: 440 | 460 | 480 | S40 | V40

## MOTOR

Valeo: D6RA56 | D6RA62 | D6RA82 | D6RA83 | D6RA107 | D6RA133 | D6RA162 | D6RA183

**1209**IMPULSOR DE PARTIDA DO MOTOR DE ARRANQUE  
STARTER DRIVE / IMPULSOR DE PARTIDA

FOTO / Photo pg. 177

EQUIVALENTE / Equivalent

Valeo: NE877 | 186798 | 187961 | 187981 | 594177 | 594252

**1211**IMPULSOR DE PARTIDA DO MOTOR DE ARRANQUE  
STARTER DRIVE / IMPULSOR DE PARTIDA

FOTO / Photo pg. 177

APLICAÇÃO / Application / Aplicación

Toyota: Avenis 2.0 | Camry 1.8 / 2.0 / 2.2i / 3.0 V6 | Carina II 2.0i | Celica 2.0 GT / 2.0 GTi / 2.0 Turbo | MR-2 2.0 | Picnic 2.0 | RAV-4 2.0

MOTOR

Nippondenso: 1280007390 | 1280008400 | 1280009710 | 1280009720 | 2280000820 | 2280000830 | 2280001910 | 2280002500

EQUIVALENTE / Equivalent

Lester: 17170 | 17263 | 17534 | 17687 | 17715 | 17716 | 17774 | 17777 - Nippondenso: 0280906580 | 0280996580 | 0283010020 | 2801174070

**1212**IMPULSOR DE PARTIDA DO MOTOR DE ARRANQUE  
STARTER DRIVE / IMPULSOR DE PARTIDA

FOTO / Photo pg. 177

APLICAÇÃO / Application / Aplicación

Acura: Integra L4 1.7L 1678cc 1992...1993 | Integra L4 1.8L 1834cc 1992...1993 - Dodge: Ram 2500 V10 8.0L 7990cc 488cid 1994...1998 | Ram 3500 V10 8.0L 7990cc 488cid 1994...1998

MOTOR

Nippondenso: 228000022 | 228000180

EQUIVALENTE / Equivalent

Lester: 17273 | 17549 | 17574 - Nippondenso: 0283010060

**1213**IMPULSOR DE PARTIDA DO MOTOR DE ARRANQUE  
STARTER DRIVE / IMPULSOR DE PARTIDA

FOTO / Photo pg. 177

APLICAÇÃO / Application / Aplicación

Subaru: 1800 4X4 | Especial/Special 1.8 GTI Turbo 4X4 | Impreza 1.8 | Legacy 1.8 2WD | Legacy 2.2

MOTOR

Nippondenso: 128000832 | 1280008321

EQUIVALENTE / Equivalent

Lester: 17242 - Nippondenso: 0283007160 | 0283007910 - Subaru: 23312AA030

**1215**IMPULSOR DE PARTIDA DO MOTOR DE ARRANQUE  
STARTER DRIVE / IMPULSOR DE PARTIDA

FOTO / Photo pg. 177

APLICAÇÃO / Application / Aplicación

Toyota: Hilux 2.8 D | Land Cruiser - Volkswagen: Taro - ZEN: Utilizado no Impulsor ZEN 0921 | Utilizado no Impulsor ZEN 0946 | Utilizado no Impulsor ZEN 0947 | Utilizado no Impulsor ZEN 1097 | Utilizado no Impulsor ZEN 1601

MOTOR

Nippondenso: 280007373 | 280008760 | 280008762 | 1280000362 | 1280007353 | 1280008142 | 1280008152 | 1280009592 | 2280000400 | 2280000640 | 2280001300  
Toyota: 2810054100 | 2810054170

EQUIVALENTE / Equivalent

Nippondenso: 2801154070

**1217**IMPULSOR DE PARTIDA DO MOTOR DE ARRANQUE  
STARTER DRIVE / IMPULSOR DE PARTIDA

FOTO / Photo pg. 177

APLICAÇÃO / Application / Aplicación

Ford: F1000 Diesel | Ranger Diesel

MOTOR

Ford: F87U11000DD

EQUIVALENTE / Equivalent

Facet: 10682 - Ford: F87U11350 | F87U11350AC

**1221**IMPULSOR DE PARTIDA DO MOTOR DE ARRANQUE  
STARTER DRIVE / IMPULSOR DE PARTIDA

FOTO / Photo pg. 177

APLICAÇÃO / Application / Aplicación

Toyota: Bandeirante - ZEN: Utilizado no Impulsor ZEN 0750 | Utilizado no Impulsor ZEN 0954

1222

IMPULSOR DE PARTIDA DO MOTOR DE ARRANQUE  
STARTER DRIVE / IMPULSOR DE PARTIDA

FOTO / Photo pg. 177

## APLICAÇÃO / Application / Aplicación

Volkswagen: Gol G2 1.0 MI | Gol G3 1.0 16V Turbo | Gol G3 1.0 MI | Gol G3 1.0 MI 16V | Parati G3 1.0 MI 16V | Parati G3 1.0 MI 16V Turbo

## MOTOR

Bosch: F000AL0401

## EQUIVALENTE / Equivalent

Bosch: F000AL1446 | F000AL1682

1223

IMPULSOR DE PARTIDA DO MOTOR DE ARRANQUE  
STARTER DRIVE / IMPULSOR DE PARTIDA

FOTO / Photo pg. 177

## APLICAÇÃO / Application / Aplicación

Audi: 911 | Boxter | Carrera | Cayman | Q7 - Seat: Arosa - Skoda: Fabia - Volkswagen: Gol 1.8 2005 | Lupo | Parati III 1.8 MI e 2.0 MI | Quantum 1.8 MI e 2.0 MI | Santana 1.8 MI e 2.0 MI | Saveiro III 1.8 MI e 2.0 MI | Touareg

## MOTOR

Bosch: 0001121001 | 0001121002 | 0001121003 | 0001121030 | 0001121031 | 0001121032 | 0001121034 | 0001123001 | 0001123002 | 0001123003 | 0001123024 | F000AL0502

## EQUIVALENTE / Equivalent

Bosch: 1006209641 | 1006209662 | 1006209761 | 1006209762 | 1006209781 | F000AL1186 | F000AL1681

1224

IMPULSOR DE PARTIDA DO MOTOR DE ARRANQUE  
STARTER DRIVE / IMPULSOR DE PARTIDA

FOTO / Photo pg. 177

## APLICAÇÃO / Application / Aplicación

Ford: Bronco 4.9 lts 1992 | Bronco 5.0 lts 1992...1996 | Bronco 5.8 lts 1992...1996 | F Séries Pick Up 5.0 lts 1992...1998 | F Séries Pick Up 5.8 lts 1992...1996 | F1000 4.9L 6 cil a gasolina | F150 | Ranger - Valmet: Trator

## MOTOR

Ford: SA769 | SA771 | SA774 | SA775 | SA776 | SA777 | SA784 | SA790 | SA800 | SA807 | SA769A | SA771A | F0O11002A | E90Y11002A | E90Y11002B | E9SZ11002A | E9SZ11002B | F0Z211002A | F0OY11002A | F0TZ11002A | F13Z11002A | F23Z11002A | F23Z11002B | F2DZ11002A | F2TZ11002A | F3DZ11002A | FOFZ11002A | FOTZ11002A | FOTZ11002B | E90F11000BA | E9SF11000AA | E9SF11000BA | F02U11000AA | F0OU11000AA | F13U11000AA | F23U11000AA | F23U11000BC | F2DU11000AA | F2DU11000BA | F2TU11000AA | F3DU11000AA | F02F11000AA | F07U11000AA | F07U11000BA | FOCF11000BA | FOCU11000BA

## EQUIVALENTE / Equivalent

Ford: E90Z11350A | F0TZ11002A | F5DZ11350A | F07U11000AA | F2TU11000AA - Lester: 3204 | 3205 | 3213 | 3217 | 3224 | 3232 | 3238 | 3239 | 3240 | 3241 | 3246 | 3247 | 3264 | 3266 | 3268 | 3269 | 3270 | 3271 | 3272 | 3273 | 3274

1225

IMPULSOR DE PARTIDA DO MOTOR DE ARRANQUE  
STARTER DRIVE / IMPULSOR DE PARTIDA

FOTO / Photo pg. 177

## APLICAÇÃO / Application / Aplicación

Ford: Escort | Mercury | PMGR Starters 1991...1996

## MOTOR

Ford: SA779 | FOCF11000AA | FOCU11000AA

## EQUIVALENTE / Equivalent

Cargo: 231961 - Ford: SD340 | FOFZ11350A

1226

IMPULSOR DE PARTIDA DO MOTOR DE ARRANQUE  
STARTER DRIVE / IMPULSOR DE PARTIDA

FOTO / Photo pg. 177

## APLICAÇÃO / Application / Aplicación

Ford: Crown Victoria LX V8 4.6 Gas. 1992...1995 | Crown Victoria Police Interceptor V8 4.6 Gas. 1993...1995 | Crown Victoria S V8 4.6 Gas. 1992...1995 | Crown Victoria Touring Sedan V8 4.6 Gas. 1992 | Mustang GT V8 4.6 Gas. 1996...1997 | Mustang Cobra V8 4.6 Gas. 1996...1997 | Thunderbird LX V8 4.6 Gas. 1994...1996 - Lincoln: Mark VIII LSC V8 4.6 Gas. 1995...1996 | Town Car Cartier V8 4.6 Gas. 1992...1995 | Town Car Executive V8 4.6 Gas. 1992...1995 | Town Car Jack Nicklaus V8 4.6 Gas. 1993 | Town Car Signature V8 4.6 Gas. 1992...1995 | Town Car Spinmaker Edition V8 4.6 Gas. 1995 | Town Car Tournament Edition V8 4.6 Gas. 1994 - Mercury: Cougar XR-7 V8 4.6 Gas. 1994...1996

## MOTOR

Ford: SA789 | SA822 | F2VY11002A | F3LY11002A | F3LU11000AA

## EQUIVALENTE / Equivalent

Ford: SD341 | F2VY11350A

1227

IMPULSOR DE PARTIDA DO MOTOR DE ARRANQUE  
STARTER DRIVE / IMPULSOR DE PARTIDA

FOTO / Photo pg. 177

APLICAÇÃO / Application / Aplicación

Fiat: Panda 750 | Tipo 1.1 Fire | Uno 45 Fire

MOTOR

Magneti Marelli: 63101003 | 63221800 | 63221890 | 63221892

EQUIVALENTE / Equivalent

Fiat: 9941300

1228

IMPULSOR DE PARTIDA DO MOTOR DE ARRANQUE  
STARTER DRIVE / IMPULSOR DE PARTIDA

FOTO / Photo pg. 177

APLICAÇÃO / Application / Aplicación

Ford: Escape 4 cil 2001...2004

MOTOR

Ford: F3RZ11002B | XS6U11000AC

EQUIVALENTE / Equivalent

Ford: F3RZ11350A | F5RU11350RA - Lester: 3261 | 3262 | 3263

1351

IMPULSOR DE PARTIDA DO MOTOR DE ARRANQUE  
STARTER DRIVE / IMPULSOR DE PARTIDA

FOTO / Photo pg. 178

APLICAÇÃO / Application / Aplicación

ZEN: Especial/Special

1458

IMPULSOR DE PARTIDA DO MOTOR DE ARRANQUE  
STARTER DRIVE / IMPULSOR DE PARTIDA

FOTO / Photo pg. 178

APLICAÇÃO / Application / Aplicación

Mercedes Benz: Class C, E, M, S, V, CLK | Sprinter | Vito Engine D/TD

MOTOR

Valeo: D7R19 | D7R28

EQUIVALENTE / Equivalent

Valeo: 059427 | 059527 | 187528 | 594279

1467

IMPULSOR DE PARTIDA DO MOTOR DE ARRANQUE  
STARTER DRIVE / IMPULSOR DE PARTIDA

FOTO / Photo pg. 178

APLICAÇÃO / Application / Aplicación

Nissan: Sentra 1994 | Tsuru

MOTOR

Bosch: 6004AA0017

EQUIVALENTE / Equivalent

Bosch: 1006209614 | F000AL2000

1468

IMPULSOR DE PARTIDA DO MOTOR DE ARRANQUE  
STARTER DRIVE / IMPULSOR DE PARTIDA

FOTO / Photo pg. 178

APLICAÇÃO / Application / Aplicación

Volkswagen: Fox | Gol G5 | Golf | Polo

MOTOR

Bosch: F000AL0402 | F000AL0415

EQUIVALENTE / Equivalent

Bosch: F000AL1901

1469

IMPULSOR DE PARTIDA DO MOTOR DE ARRANQUE  
STARTER DRIVE / IMPULSOR DE PARTIDA

FOTO / Photo pg. 178

APLICAÇÃO / Application / Aplicación

Mercedes Benz: Classe A190 06/1999... | Classe A 06/1999...

MOTOR

Bosch: F000AL0101 | F000AL0104 - Mercedes Benz: 0051511101 | 0051514701



1469

IMPULSOR DE PARTIDA DO MOTOR DE ARRANQUE  
STARTER DRIVE / IMPULSOR DE PARTIDA

FOTO / Photo pg. 178

EQUIVALENTE / Equivalent

Bosch: F000AL1209 | F000AL1688

1470

IMPULSOR DE PARTIDA DO MOTOR DE ARRANQUE  
STARTER DRIVE / IMPULSOR DE PARTIDA

FOTO / Photo pg. 178

APLICAÇÃO / Application / Aplicación

Chrysler: Dodge RAM

MOTOR

Bosch: 6004AA3009

EQUIVALENTE / Equivalent

Bosch: 9008047011 | F000AL1024

1471

IMPULSOR DE PARTIDA DO MOTOR DE ARRANQUE  
STARTER DRIVE / IMPULSOR DE PARTIDA

FOTO / Photo pg. 178

APLICAÇÃO / Application / Aplicación

Mercedes Benz: Classe A - A100 05/1999... | Classe A - A160

MOTOR

Bosch: F000AL0302

EQUIVALENTE / Equivalent

Bosch: F000AL1067 | F000AL1096 | F000AL1696

1474

IMPULSOR DE PARTIDA DO MOTOR DE ARRANQUE  
STARTER DRIVE / IMPULSOR DE PARTIDA

FOTO / Photo pg. 178

APLICAÇÃO / Application / Aplicación

Land Rover: Defender 110 3.9L - 3947cc 1993 | Defender 90 3.9L - 3947cc 1994...1995 | Discovery 3.9L - 3947cc 1994...1995 | Range Rover 4.0L - 3950cc 1995 | Range Rover 4.2L - 4275cc 1993...1995

MOTOR

Bosch: 0001108137 | 0001108144 | 0001108156 | 0001109040 | 0001110090 | 0001110120

EQUIVALENTE / Equivalent

Bosch: 1006209605 | 1006209606 | 1006209928

1482

IMPULSOR DE PARTIDA DO MOTOR DE ARRANQUE  
STARTER DRIVE / IMPULSOR DE PARTIDA

FOTO / Photo pg. 178

APLICAÇÃO / Application / Aplicación

Ford: EcoSport 2.0I - 16V | Focus 2.0I - 16V

MOTOR

Ford: 5N1511000AA | 5N1511000AB - Remy: 8000071

EQUIVALENTE / Equivalent

Remy: 10500475

1484

IMPULSOR DE PARTIDA DO MOTOR DE ARRANQUE  
STARTER DRIVE / IMPULSOR DE PARTIDA

FOTO / Photo pg. 178

APLICAÇÃO / Application / Aplicación

Seat: Arosa 1.0, 1.4L | Cordoba 1.0, 1.4L | Ibiza II 1.0, 1.4L - Volkswagen: Lupo 1.0, 1.4L | Polo 1.0, 1.4L

MOTOR

Magnetit Marelli: 63223039 | 63293029 | 63293039

1485

IMPULSOR DE PARTIDA DO MOTOR DE ARRANQUE  
STARTER DRIVE / IMPULSOR DE PARTIDA

FOTO / Photo pg. 178

APLICAÇÃO / Application / Aplicación

Chrysler: Crosfire 3.2L - 3199cc 2004...2005 - Mercedes Benz: C 240 2.6L - 2597cc 2001...2004 | C32 3.2L - 3199cc 2002...2004 | C320 3.2L - 3199cc 2001...2004 | CLK320 3.2L - 3199cc 2001...2004 | E320 3.2L - 3199cc 2001...2004 | ML320 3.2L - 3199cc 2001...2003 | ML350 3.7L - 3724cc 2003...2004 | SLK32 3.2L - 3199cc 2002...2004 | SLK320 3.2L - 3199cc 2001...2003

MOTOR

Bosch: 0001108197 | 0001108222 | 0001108223 | 0001115005 | 0001115009 | 0001115049 | 0001115050

**1485**IMPULSOR DE PARTIDA DO MOTOR DE ARRANQUE  
STARTER DRIVE / IMPULSOR DE PARTIDA

FOTO / Photo pg. 178

EQUIVALENTE / Equivalent

Bosch: 1006209661 - Mercedes Benz: 0011512113

**1486**IMPULSOR DE PARTIDA DO MOTOR DE ARRANQUE  
STARTER DRIVE / IMPULSOR DE PARTIDA

FOTO / Photo pg. 178

APLICAÇÃO / Application / Aplicación

BMW: Séries 5 | Séries 7 | Séries 8 | Séries X5

MOTOR

Bosch: 0001107085 | 0001110071 | 0001110072

EQUIVALENTE / Equivalent

Bosch: 1006209592 | 1006209941 | D001965593

**1487**IMPULSOR DE PARTIDA DO MOTOR DE ARRANQUE  
STARTER DRIVE / IMPULSOR DE PARTIDA

FOTO / Photo pg. 178

APLICAÇÃO / Application / Aplicación

BMW: 318 TDS

MOTOR

Bosch: 0001110110

EQUIVALENTE / Equivalent

Bosch: 1006209622

**1496**IMPULSOR DE PARTIDA DO MOTOR DE ARRANQUE  
STARTER DRIVE / IMPULSOR DE PARTIDA

FOTO / Photo pg. 178

APLICAÇÃO / Application / Aplicación

Land Rover: 100 | 200 | 25 | 400 | 45 | Cabriolet | Coupe

MOTOR

Magneti Marelli: 63220104 | 63223103

**1504**IMPULSOR DE PARTIDA DO MOTOR DE ARRANQUE  
STARTER DRIVE / IMPULSOR DE PARTIDA

FOTO / Photo pg. 178

APLICAÇÃO / Application / Aplicación

Tata: Indica Diesel

EQUIVALENTE / Equivalent

Lucas: 26256545

**1509**IMPULSOR DE PARTIDA DO MOTOR DE ARRANQUE  
STARTER DRIVE / IMPULSOR DE PARTIDA

FOTO / Photo pg. 178

APLICAÇÃO / Application / Aplicación

Alto: VXI - Estem: MPF - Hyundai: I10 1.1 - Isuzu: Especial/Special - Lancer: Especial/Special - Maruti: Gypsy - Peugeot: Especial/Special - Santro: Especial/Special  
Suzuki: Wagon R - Vagan: Especial/Special

EQUIVALENTE / Equivalent

Lucas: 26256287

**1516**IMPULSOR DE PARTIDA DO MOTOR DE ARRANQUE  
STARTER DRIVE / IMPULSOR DE PARTIDA

FOTO / Photo pg. 179

APLICAÇÃO / Application / Aplicación

Tata: LP 1210US | Tata Cummins

EQUIVALENTE / Equivalent

Lucas: 26256097

**1518**IMPULSOR DE PARTIDA DO MOTOR DE ARRANQUE  
STARTER DRIVE / IMPULSOR DE PARTIDA

FOTO / Photo pg. 179

APLICAÇÃO / Application / Aplicación

Especial/Special: Estate | Safari | T 206 - Tata: Pick Up | Tatamobile Sumo

MOTOR

Lucas Indiel: 2692512A

1518

IMPULSOR DE PARTIDA DO MOTOR DE ARRANQUE  
STARTER DRIVE / IMPULSOR DE PARTIDA

FOTO / Photo pg. 179

EQUIVALENTE / Equivalent

Lucas: 26253621

1532

IMPULSOR DE PARTIDA DO MOTOR DE ARRANQUE  
STARTER DRIVE / IMPULSOR DE PARTIDA

FOTO / Photo pg. 179

APLICAÇÃO / Application / Aplicación

Nissan: Tsuru

1533

IMPULSOR DE PARTIDA DO MOTOR DE ARRANQUE  
STARTER DRIVE / IMPULSOR DE PARTIDA

FOTO / Photo pg. 179

APLICAÇÃO / Application / Aplicación

Ford: Courier 1.0L Zetec Rocam jul/99 | Courier 1.6L Zetec Rocam jul/99 | Ecosport 1.0L Supercharger fev/03 | Ecosport 1.0L Zetec Rocam fev/03 | Ecosport 1.6L Zetec Rocam fev/03 | Escort 1.6L Zetec Rocam jul/99 | Fiesta 1.0L Zetec Rocam jul/99 | Fiesta 1.6L Zetec Rocam jul/99 | Focus 1.0L Zetec Rocam | Ka 1.0L Zetec Rocam jul/99 | Ka 1.6L Zetec Rocam jul/99 | Novo Fiesta 1.0L Supercharger jun/02 | Novo Fiesta 1.0L Zetec Rocam jun/02 | Novo Fiesta 1.6L Zetec Rocam jun/02

MOTOR

Ford: 3S6511000BA | 5S6511000AA | 6S6519000AA - Valeo: D7E33 | D7E34 | D7E43 | D7E45

EQUIVALENTE / Equivalent

Valeo: 110427 | 494833

1534

IMPULSOR DE PARTIDA DO MOTOR DE ARRANQUE  
STARTER DRIVE / IMPULSOR DE PARTIDA

FOTO / Photo pg. 179

APLICAÇÃO / Application / Aplicación

Volkswagen: Fox | G4 | G5 | Gol | Golf 1.6 | Lupo | Parati | Polo | Saveiro | Voyage

MOTOR

Valeo: D7E56 | D7ES6 - Volkswagen: 02T911023Q

EQUIVALENTE / Equivalent

Valeo: 161039 | 170539 | 236896 | 494831 | 1201665

1538

IMPULSOR DE PARTIDA DO MOTOR DE ARRANQUE  
STARTER DRIVE / IMPULSOR DE PARTIDA

FOTO / Photo pg. 179

APLICAÇÃO / Application / Aplicación

Chrysler: Liberty 2.4L 2001... | Liberty 3.7L 2001... - Jeep: Cherokee 2.4 L4 | Cherokee 3.7 V6

MOTOR

Mitsubishi: M0T21271 | M0T91981 | M0T92081 | M1T86781 | M1T86782 | M1T86882 | M1T86883 | M0T21271ZC | M0T91981ZC | M0T92081ZC | M1T86781ZC | M1T86782ZC | M1T86883ZC | M1T86884ZC

EQUIVALENTE / Equivalent

Mitsubishi: M191T19071

1539

IMPULSOR DE PARTIDA DO MOTOR DE ARRANQUE  
STARTER DRIVE / IMPULSOR DE PARTIDA

FOTO / Photo pg. 179

APLICAÇÃO / Application / Aplicación

Ford: Mondeo 2.4 | Transit 2.4

MOTOR

Ford: YC1U11000AB

1545

IMPULSOR DE PARTIDA DO MOTOR DE ARRANQUE  
STARTER DRIVE / IMPULSOR DE PARTIDA

FOTO / Photo pg. 179

APLICAÇÃO / Application / Aplicación

Chrysler: Dodge Neon | Neon II 1.6 - 2.0 16V - Citroën: C1 1.0 - Peugeot: 107 1.0 - Toyota: Aygo 1.0

MOTOR

Bosch: 0001107415 | 0001107431 | 0001107432 | 0001107438 | 0001107439 | 6004AA0003 | 6004AA0008 | 6004AA0027

EQUIVALENTE / Equivalent

Bosch: 1006209794 | 1006209810 | 1006209820 - Cargo: 235290 - Toyota: 280110Q020

1547

IMPULSOR DE PARTIDA DO MOTOR DE ARRANQUE  
STARTER DRIVE / IMPULSOR DE PARTIDA

FOTO / Photo pg. 179

## APLICAÇÃO / Application / Aplicación

Toyota: Avensis 1.6 - 1.8 VV T - I | Corolla 1.4 - 1.6 VV T - I | Corolla 1.8i 16v 02/1999... | Fielder 1.8 16V

## MOTOR

Bosch: 0001107088 | F000AL0106 | F000AL0118 | F000AL0144 - Toyota: 248100D100 | 281000D030 | 281000D100

## EQUIVALENTE / Equivalent

Bosch: 1006209695 | F000AL1432 | F000AL1690 - Toyota: 280110D030

1548

IMPULSOR DE PARTIDA DO MOTOR DE ARRANQUE  
STARTER DRIVE / IMPULSOR DE PARTIDA

FOTO / Photo pg. 179

## APLICAÇÃO / Application / Aplicación

Acura: EL 1.7L 2001...2005 - Honda: Civic 1.7L 2001...2005

## MOTOR

AES New: 17847N | 17847NOE - AIM: SH0093R - Amsco: VS17847 - Arrowhead: SMU0404 - Beck Arnley: 1870804 - Bosch Reman: SR1319X - Boston Auto: 3191181 - Cargo: 113617 - Dixie: S80011 - Honda: 31200PLMA51 - Mitsuba: SM4423236 - Nastra: S17847 - NSA: STR3622 - Romaine: 4117847 - WAI: 22332MT  
Whatcom: 22958 - Worldwide: 17754

## EQUIVALENTE / Equivalent

Honda: 31200PLM

1550

IMPULSOR DE PARTIDA DO MOTOR DE ARRANQUE  
STARTER DRIVE / IMPULSOR DE PARTIDA

FOTO / Photo pg. 179

## APLICAÇÃO / Application / Aplicación

Agrale: Volare - Troller: T4

## MOTOR

Bosch: 0001218821 | 0001218822 | 6033AD0J00 | 6033AD1J00 | 9000331433

## EQUIVALENTE / Equivalent

Bosch: 6033AD0070

1552

IMPULSOR DE PARTIDA DO MOTOR DE ARRANQUE  
STARTER DRIVE / IMPULSOR DE PARTIDA

FOTO / Photo pg. 179

## APLICAÇÃO / Application / Aplicación

Ford: F150 | F250 | Ranger

1553

IMPULSOR DE PARTIDA DO MOTOR DE ARRANQUE  
STARTER DRIVE / IMPULSOR DE PARTIDA

FOTO / Photo pg. 179

## APLICAÇÃO / Application / Aplicación

Ford: Ranger V6

1555

IMPULSOR DE PARTIDA DO MOTOR DE ARRANQUE  
STARTER DRIVE / IMPULSOR DE PARTIDA

FOTO / Photo pg. 179

## APLICAÇÃO / Application / Aplicación

Lexus: ES250 6 cil 2.5L 2508cc 1990...1991 - Toyota: Camry 4 cil 2.0L 1998cc 1989...1991 | Camry 4 cil 2.0L 1998cc 122cid 1987...1991 | Camry 6 cil 2.5L 2508cc 1988...1991 | Celica 4 cil 2.0L 1998cc 1987...1989 | Celica 4 cil 2.0L 1998cc 122cid 1987...1993 | Celica 4 cil 2.2L 2164cc 1990...1993 | Hilux | Ipsum - ZEN: Utiliza Pinhão ZEN 9506

## MOTOR

Nippon: 1280007390 | 1280008400 | 1280009710 | 1280009720 | 2280000820 | 2280000822 | 2280000823 | 2280000830 | 2280000831 | 2280000832 | 2280001910 | 2280002500 | 2280003220 | 2280005490 | 2280005670 | 2280005680 | 2280006170 | 2280006172 | 2280006173 | 2280006270 | 2280006271 | 2280006272 | 2280006273 | 2280006280 | 2280006281 | 2280006283 | 2280009600

## EQUIVALENTE / Equivalent

Nippon: 0280906580 | 0280996580 - Toyota: 2801174070

1556

IMPULSOR DE PARTIDA DO MOTOR DE ARRANQUE  
STARTER DRIVE / IMPULSOR DE PARTIDA

FOTO / Photo pg. 179

## APLICAÇÃO / Application / Aplicación

Case: CX27B V8 3TNV82 2005... | CX31B V8 3TNV88 2005... | CX36B V8 3TNV88 2005... - Opel: Astra F 1.7 td 01/1995...01/1998 | Corsa | Vectra A 1.7L T DSL 1994...1995 | Vectra B 1.7L T DSL 1995...1997 - Vauxhall: Astra F Estate 1.7L T DSL 1996...1998 | Vectra B 1.7L T DSL 1995...1996 - Yanmar: 2YM15 2 cil Diesel 2004... | 3JH3 3 cil Diesel 1999...2003 | 3JH3E 3 cil Diesel | 3JH3E-YEU 3 cil Diesel | 3JH4E 3 cil Diesel 2003... | 3TNE88 1997... | 3YM20 3 cil Diesel 2004... | 3YM30 1.1L/68CI 3 cil Diesel 2004... | 4JH3E 4 cil Diesel 1994...2003 | 4TNE88 1997... | Diesel 4JH-3

**1556**IMPULSOR DE PARTIDA DO MOTOR DE ARRANQUE  
STARTER DRIVE / IMPULSOR DE PARTIDA

FOTO / Photo pg. 179

**MOTOR**

Hitachi: S114808 | S114815 | S114883 | S114884 | S114814A | S114817A - Lester: 18219 | 18328

**EQUIVALENTE / Equivalent**

Hitachi: 211425554

**1557**IMPULSOR DE PARTIDA DO MOTOR DE ARRANQUE  
STARTER DRIVE / IMPULSOR DE PARTIDA

FOTO / Photo pg. 179

**APLICAÇÃO / Application / Aplicación**

General Motors/Chevrolet: Corsa - Opel: Astra G 1.7L TD 1988

**EQUIVALENTE / Equivalent**

Hitachi: S114829

**1561**IMPULSOR DE PARTIDA DO MOTOR DE ARRANQUE  
STARTER DRIVE / IMPULSOR DE PARTIDA

FOTO / Photo pg. 180

**APLICAÇÃO / Application / Aplicación**

Fiat: Brava 1.6 16V | Marea | Palio 1.6 16v | Palio Weekend 1.6 16V | Siena 1.6 16V | Strada 1.6 16V

**MOTOR**

Magnet Marelli: 63111016

**EQUIVALENTE / Equivalent**

Lucas Indiel: 220441

**1562**IMPULSOR DE PARTIDA DO MOTOR DE ARRANQUE  
STARTER DRIVE / IMPULSOR DE PARTIDA

FOTO / Photo pg. 180

**APLICAÇÃO / Application / Aplicación**

Toyota: Hilux 2.5 / 2.8 2006

**MOTOR**

Bosch: 00010DB98E | F000AL0111 | F000AL0137 | F004A94008

**EQUIVALENTE / Equivalent**

Bosch: 1006209821 | F000AL1281 | F000AL2281 | F000AL2814

**1563**IMPULSOR DE PARTIDA DO MOTOR DE ARRANQUE  
STARTER DRIVE / IMPULSOR DE PARTIDA

FOTO / Photo pg. 180

**APLICAÇÃO / Application / Aplicación**

Mercedes Benz: A170 CDI 07/1998...01/2001 - Mitsubishi: L200 | Nativa | Pajero | Pajero 2.8 1997

**MOTOR**

Mitsubishi: M8T70071 | M8T75073 | M8T78611 | ME202424 | ME202970 | ME204425 | M8T75073A | M008T75073

**EQUIVALENTE / Equivalent**

Mitsuba: M191X68785 - Mitsubishi: M191T68771 | M191X68171

**1567**IMPULSOR DE PARTIDA DO MOTOR DE ARRANQUE  
STARTER DRIVE / IMPULSOR DE PARTIDA

FOTO / Photo pg. 180

**APLICAÇÃO / Application / Aplicación**

Mitsubishi: L200 2.5 4WD | L300 | Pajero 2.5 td | Space Gear 2.5

**MOTOR**

Mitsubishi: M2T87371 | M2T87971 | M2T88071 | M2T88271 | M002T87371 | M002T87971 | M002T88071 | M002T88271

**EQUIVALENTE / Equivalent**

Mitsubishi: MD619204 | M191X68471

**1570**IMPULSOR DE PARTIDA DO MOTOR DE ARRANQUE  
STARTER DRIVE / IMPULSOR DE PARTIDA

FOTO / Photo pg. 180

**APLICAÇÃO / Application / Aplicación**

Especial/Special: Especial/Special

**1574**IMPULSOR DE PARTIDA DO MOTOR DE ARRANQUE  
STARTER DRIVE / IMPULSOR DE PARTIDA

FOTO / Photo pg. 180

APLICAÇÃO / Application / Aplicación

Especial/Special: Especial

**1575**IMPULSOR DE PARTIDA DO MOTOR DE ARRANQUE  
STARTER DRIVE / IMPULSOR DE PARTIDA

FOTO / Photo pg. 180

APLICAÇÃO / Application / Aplicación

ZEN: Especial/Special

**1576**IMPULSOR DE PARTIDA DO MOTOR DE ARRANQUE  
STARTER DRIVE / IMPULSOR DE PARTIDA

FOTO / Photo pg. 180

APLICAÇÃO / Application / Aplicación

Citroën: Berlingo 1.9 D | Berlingo 2.0 HDi | Jumper 1.9 D | Jumper 2.0 HDi - Peugeot: 206 1.9 D | 206 2.0 HDi | 307 2.0 HDi | Partner 1.9 D | Partner 2.0 HDi | Ranch 1.9 D | Ranch 2.0 HDi

MOTOR

Bosch: 0001108400

EQUIVALENTE / Equivalent

Bosch: 1006209812 - Lucas Indiel: 220443

**1585**IMPULSOR DE PARTIDA DO MOTOR DE ARRANQUE  
STARTER DRIVE / IMPULSOR DE PARTIDA

FOTO / Photo pg. 180

APLICAÇÃO / Application / Aplicación

Ford: Ecosport 2.0 2004 | Escape 2.3L (140) L4 2005...2006 | Escape 4 cil 2005...2009 | Focus 2.3L (140) L4 2003...2006 | Ranger 2.3L (140) L4 2001...2006 - Jaguar: S-Type 3.0L 2000...2004 - Lincoln: LS 3.0L (182) V6 2000...2004 - Mazda: B Séries Pick Up 2.3L 2001...2006 | Tribute 2.3L 2005...2006 - Mercury: Mariner 2.3L (140) L4 2005...2006

MOTOR

Ford: 3S4T11000AB | 3S4T11000AC | 3S4Z11002AB - Motorcraft: 6S4Z11002AA

EQUIVALENTE / Equivalent

Ford: 1L5T11000AA

**1588**IMPULSOR DE PARTIDA DO MOTOR DE ARRANQUE  
STARTER DRIVE / IMPULSOR DE PARTIDA

FOTO / Photo pg. 180

APLICAÇÃO / Application / Aplicación

Renault: R4 | R5 | R6

MOTOR

Iskra: AZE0303 | AZE3504 | AZE3519 | 11130034 | 11130155 | 11130292

EQUIVALENTE / Equivalent

Iskra: 16900068

**1597**IMPULSOR DE PARTIDA DO MOTOR DE ARRANQUE  
STARTER DRIVE / IMPULSOR DE PARTIDA

FOTO / Photo pg. 180

APLICAÇÃO / Application / Aplicación

Ford: Fiesta 1.2, 1.4, 1.6 16V | Focus 1.4, 1.6 16V

MOTOR

Bosch: 0001107407 | 0001107410 | 0001107417 | 0001107418

EQUIVALENTE / Equivalent

Bosch: 1006209804 - Ford: 256U11000CA - Lucas Indiel: 220445

**1605**IMPULSOR DE PARTIDA DO MOTOR DE ARRANQUE  
STARTER DRIVE / IMPULSOR DE PARTIDA

FOTO / Photo pg. 180

APLICAÇÃO / Application / Aplicación

Kia: Pop Pride

EQUIVALENTE / Equivalent

Remy: ESP281

1607

IMPULSOR DE PARTIDA DO MOTOR DE ARRANQUE  
STARTER DRIVE / IMPULSOR DE PARTIDA

FOTO / Photo pg. 180

## APLICAÇÃO / Application / Aplicación

Hyundai: H-1 2.5 TD - 2.5 TD 4WD | H100 | HR | Porter 2.5 TD - Kia: Bongo 2008 | K2500 2.5D | Pregio 2.5 TCID - Mitsubishi: Katana | L200 Diesel | Pajero Classic 2.5 TD | Pajero II 2.5 TD - 2.5 TDI | Pajero III 2.5 TDI | Pajero Pinin 2.0 GDI | Pajero Sport 2.5 TD - Nissan: Interstar 90 DCI - 100 DCI - 120 DCI | Primastar 150 DCI  
Opel: Movano 2.2 DTI - 2.5 DTI | Vivaro 2.5 DTI - Renault: Avantime 2.2 DCI | Espace IV 2.2 DCI | Laguna II 2.2 DCI | Laguna II Grandtour 2.2 DCI | Master 2010... | Master II 2.2 DCI 90 - 2.5 DCI 120 | Master III 2.5 DCI - 2.5 DCI 100 | Trafic II 2.5 DCI 135 | Velsatis 2.2 DCI

## MOTOR

Valeo: D8R1 | D7R34 | D7R53 | D7R56 | D7R57 | 438158 | 438162 | 438186 | 455899 | 455954 | 458172 | 458178 | DSL42350 | 3610042350 | TM000A36101 | 36100DSL42350

## EQUIVALENTE / Equivalent

Cargo: 231932 - Hyundai: 3616042300 - Valeo: 188993 | 594410 | 0809042

1608

IMPULSOR DE PARTIDA DO MOTOR DE ARRANQUE  
STARTER DRIVE / IMPULSOR DE PARTIDA

FOTO / Photo pg. 180

## APLICAÇÃO / Application / Aplicación

General Motors/Chevrolet: Kodiak | Sierra 6.6L Diesel | Silverado 2001...2006 | Topkick Trucks 6.6L Diesel - Hitachi: Osgr 2.2KW 12v | OSGR 2.2KW 12v - ZEN: Utiliza Pinhão ZEN 13224

## EQUIVALENTE / Equivalent

Cargo: 235510 - General Motors/Chevrolet: 97209548 | 97720446 | 97729079 - Hitachi: S14100D | S14100E | S14101A | S14101B - Isuzu: 2902769300 | 8972095483 | 8973291631 | 8973828350 - Lester: 17801

1612

IMPULSOR DE PARTIDA DO MOTOR DE ARRANQUE  
STARTER DRIVE / IMPULSOR DE PARTIDA

FOTO / Photo pg. 180

## APLICAÇÃO / Application / Aplicación

Ford: Ranger 1.8

## EQUIVALENTE / Equivalent

Ford: 32051112

1614

IMPULSOR DE PARTIDA DO MOTOR DE ARRANQUE  
STARTER DRIVE / IMPULSOR DE PARTIDA

FOTO / Photo pg. 180

## APLICAÇÃO / Application / Aplicación

Ford: Pick Up Lobo V6 - Ssangyong: Actyon 2.0 16V 2008...2012 | Kyron 2.0 16V TDI 2009...2015 | New Actyon Sport 2.0 16V 2007...2015 | Rexton II 2.7 16V TDI 2006...2012 | Rexton RX 270 2.7 16V XDI 2005 | Rexton W 2.7 16V XDI 2015

## MOTOR

Remy: 8000203 | 8000959 | 9000869 - Ssangyong: 6611513801 | 66115141101

## EQUIVALENTE / Equivalent

Remy: 10452918

1615

IMPULSOR DE PARTIDA DO MOTOR DE ARRANQUE  
STARTER DRIVE / IMPULSOR DE PARTIDA

FOTO / Photo pg. 181

## APLICAÇÃO / Application / Aplicación

Especial/Special: Jeep (Company MM) MDI 3000

## EQUIVALENTE / Equivalent

Lucas: 26257341 - Mahindra: 4001115632A

1616

IMPULSOR DE PARTIDA DO MOTOR DE ARRANQUE  
STARTER DRIVE / IMPULSOR DE PARTIDA

FOTO / Photo pg. 181

## APLICAÇÃO / Application / Aplicación

Bedford: TL 1000 330 | TL 1260 330 | TL 1630 330 Turbo (107 bhp) | TL 860 330 - Case: 1820 | ACCO1820 | TX36 - JCB: 420 / 430 | 4CX Turbocharged/Intercooled | 807C | 811 | 812 | 814 | 817 | 818 | 820 | Fastrac (635) 125 | Fastrac (635) 145 | JCB Fastrac (636) 125 | JCB Fastrac (636) 135 | JCB Fastrac (636) 155 | JCB Fastrac (636) 187 - Landini: 10000S A6.354.4 | 12500 A6.354.4 | 13000 A6.354.4 | 14500 AT6.354.4 | 65 A4.236 | 6560 F/L/V A4.236 | 6860 A4.236 | 6880 A4.236 | 75 A4.236 | 7560 F/L A4.236 | 7860 A4.236 | 7880 A4.236 | 85 A4.248 | 8560 F/L A4.248 | 8860 A4.248 | 8880 A4.248 | 9080 T4.236 | 95 T4.236 | 9880 T4.236 | C 75 A4.236 | C 85 A4.248 | C 95 T4.236 | CF 6830 A4.236 | CF 75 A4.236 | CF 85 A4.248 - Mahindra: Especial/Special - Massey Ferguson: MF 102 Perkins-A6.372 | MF 102 Perkins-AT6.354 | MF 105 | MF 1080 Perkins A4.318 | MF 1080 S-4RM Perkins A4.318 | MF 1085 A4.318 | MF 11 | MF 1100 Perkins A6.354 | MF 1104 | MF 1114 Perkins A6.354 | MF 1250 Series Perkins A6.354.4 | MF 178 Perkins A4.248 | MF 186 | MF 201 | MF 205 | MF 206 | MF 207 | MF 30 D | MF 3060 / 3065 | MF 307 | MF 3070 Perkins AT4.236 | MF 374 S,V,F Perkins A4.236 | MF 394 S,F Perkins A4.248 | MF 487 | MF 50 10TD Perkins A4.236/A4.318 | MF 50 10TD/9TD Perkins A4.236/A4.212 | MF 50 9TD / EX Perkins A4.236 | MF 506 | MF 510 | MF 520 / 525 Perkins A6.354 | MF 592 / 595 Perkins A4.318 | MF 6150 1004-4THR | MF 6160 1006-6 | MF 620 / 625 Perkins A6.372 | MF 675 9TD/10TD Perkins A4.236 | MF 685 | MF 690 9TD/10TD Perkins A4.248 | MF 9500 Series Perkins A6.354 | TX 45

New Holland: 158 | 175 | 2000 | 201 | 2514 E 256 C.I | 256 | 2600 | 2610 | 2810 | 2910 | 3000 | 3230 BSD332 | 3310 01.91 ...01/1991 | 3310X4 01.91 ...01/1991 | 3430 | 3600 | 3610 | 3900 | 3910 ...01/1991 | 3910 H | 3930 H | 4000 | 401C.I | 401C.I ...01/1991 | 4100 | 4130 H 4.4 | 444 01.91 ...01/1991 | 4600 | 4610 ...01/1991 | 4630 | 5000 | 550 | 555 | 5600 | 5610 ...01/1991 | 5640 Powerstar | 5700 | 5900 | 620 Combine ...01/1991 | 622 Combine ...01/1991 | 654 County | 655 A | 6600 | 6610 ...01/1991 | 6700 | 6710 ...01/1991 | 6810 | 7000 | 7410 | 754 County | 7600 | 7610 | 764 County | 7700 | 7710 ...01/1991 | 774 County | 7810 | 7910 | 8000 | 8200 ...01/1991 | 8260 Powerstar 7.5 | 8530 | 8600 | 8630 | 8700 | 8830 | 9000 | 910 Speed Power ...01/1991 | 912 Speed Power ...01/1991 | 944 County | 9600 | 964 County | 9700 | 974 County | BSD442 | M Série 7.5 ...09/1995 | NH 95 M8Y ...01/1996 | P357 e 358 ...01/1991 | Séries 10,L/Cab - Renault Agri: 70-12 SP Perkins 4.236 | 70-14 SP Perkins 4.236 | 70-32 PA/PE/PS/PX Perkins 4.236 | 70-34 PA/PE/PS/PX Perkins 4.236 | 701-4F Perkins 4.236 | 80-12 SP Perkins 4.248 | 80-14 SP Perkins 4.248 | 80-32 PA/PE/PS/PX Perkins 4.248 | 80-34 PA/PE/PS/PX Perkins 4.248 | Ceres 75 2X4/4X4 Perkins 4.236 | Ceres 75X 2X4/4X4 Perkins 4.236

## MOTOR

Iskra: AZJ3144 | AZJ3148 | AZJ3151 | AZJ3182 | AZJ3198 | AZJ3201 | AZJ3203 | AZJ3205 | AZJ3206 | AZJ3212 | AZJ3248 | AZJ3287 | AZJ3305 | AZJ3306 | AZJ3315 | AZJ3352 | AZJ3357 | AZJ3447 | 11130509 | 11130520 | 11130526 | 11130579 | 11130624 | 11130627 | 11130629 | 11130631 | 11130632 | 11130659 | 11130711 | 11130785 | 11130835 | 11130872 | 11130875 | 11130890 | 11130998 | 11131018 | 11131635

## EQUIVALENTE / Equivalent

Iskra: 16901694

1617

IMPULSOR DE PARTIDA DO MOTOR DE ARRANQUE  
STARTER DRIVE / IMPULSOR DE PARTIDA

FOTO / Photo pg. 181

## APLICAÇÃO / Application / Aplicación

Ford: Focus I4 Automático/Manual | Ranger Duratec HE 2.3

## MOTOR

Lucas Indiel: 35261260 | 35261295 | 35261640

## EQUIVALENTE / Equivalent

Lucas Indiel: 35261112 | 35262929

1619

IMPULSOR DE PARTIDA DO MOTOR DE ARRANQUE  
STARTER DRIVE / IMPULSOR DE PARTIDA

FOTO / Photo pg. 181

## APLICAÇÃO / Application / Aplicación

Daewoo: Musso 2.3 - Mercedes Benz: 190 1.8 | 190 2.0 | 190 2.0 E | 190 2.3 E | 190 2.5 16V | C 180 - 200 - Kompressor - 220 - 230 | C 230 Kompressor | CLK 200 - Kompressor | CLK 230 - Kompressor | E200 Kompressor - V200 - V230 | Sprinter 214 | Sprinter 314 | Sprinter 414 2.3 | Vito 2.0 113 - 114 - Opel: Astra 1.2 16V | Astra 1.4 16V | Astra 1.6 16V | Astra 1.6i | Corsa 1.0 12V | Corsa 1.2 16V | Corsa 1.4 16V | Corsa 1.6i | Corsa 1.8 16V | Meriva | Tigra | Vectra 1.4 16V | Vectra 1.6 16V

Vauxhall: Corsa 1.0 12V | Corsa 1.2 16V | Corsa 1.4 16V | Corsa 1.6i | Corsa 1.8 16V - Volkswagen: Passat Alemão

## MOTOR

Bosch: 0001107401 | 0001107402 | 0001107403 | 0001107404 | 0001107405 | 0001107406 | 0001107408 | 0001107409 | 0001107421 | 0001107427 | 0001107428 | 0001107435 | 0001107436 | 0001107446 | 0001107447

## EQUIVALENTE / Equivalent

Bosch: 1006209793 | 1006209801 | 1006209807 - Cargo: 234247

1620

IMPULSOR DE PARTIDA DO MOTOR DE ARRANQUE  
STARTER DRIVE / IMPULSOR DE PARTIDA

FOTO / Photo pg. 181

## APLICAÇÃO / Application / Aplicación

Daewoo: Damas

## EQUIVALENTE / Equivalent

Remy: 10475540



1629

IMPULSOR DE PARTIDA DO MOTOR DE ARRANQUE  
STARTER DRIVE / IMPULSOR DE PARTIDA

FOTO / Photo pg. 181

## APLICAÇÃO / Application / Aplicación

Mercedes Benz: E 270 CDI | E 320 CDI | ML 270 CDI | S 320 CDI | Sprinter 2.3 2000...2003 | Sprinter 216 | Sprinter 316 | Sprinter 416 CDI

## MOTOR

Bosch: 0001223005 | 0001223006 - Mercedes Benz: 51512501

## EQUIVALENTE / Equivalent

Bosch: 6033AD0218

1630

IMPULSOR DE PARTIDA DO MOTOR DE ARRANQUE  
STARTER DRIVE / IMPULSOR DE PARTIDA

FOTO / Photo pg. 181

## APLICAÇÃO / Application / Aplicación

Alfa Romeo: Alfa Romeo 156 | Alfa Romeo 166 2.4 TD - BMW: BMW 325 | BMW 525 | BMW 725 - Fiat: Brava 1.9 TD | Bravo 1.9 TD | Marea 1.9 | Marea 2.4 TD  
Lancia: K 2.4 TD - Opel: Omega 2.5 TD

## MOTOR

Fiat: 46454895 | 46463250 - Magneti Marelli: 63114008 | 63114010 | 63222005

## EQUIVALENTE / Equivalent

Fiat: 9947748

1631

IMPULSOR DE PARTIDA DO MOTOR DE ARRANQUE  
STARTER DRIVE / IMPULSOR DE PARTIDA

FOTO / Photo pg. 181

## APLICAÇÃO / Application / Aplicación

Audi: A4 2.5 TDI | A6 2.5 TDI | A8 2.5 TDI | Quattro - Skoda: Super B 2.5 TDI - Volkswagen: Passat 2.5 TDI | Syncro 4 Motion

## MOTOR

Bosch: 0001109021 | 0001109022 | 0001109066 | 0001109067

## EQUIVALENTE / Equivalent

Bosch: 1006209666 | 1006209936

1632

IMPULSOR DE PARTIDA DO MOTOR DE ARRANQUE  
STARTER DRIVE / IMPULSOR DE PARTIDA

FOTO / Photo pg. 181

## APLICAÇÃO / Application / Aplicación

Audi: A3 1.6 - 1.6 FSI | A3 2.0 FSI - Seat: Altea 1.6 | Altea 2.0 FSI | Cordoba 1.2 | Cordoba 1.4 16V | Cordoba 1.6 | Ibiza 1.2 | Ibiza 1.4 16V | Ibiza 1.6 | Stella - Skoda: Fabia 1.2 | Fabia 1.4 16V - Volkswagen: Beetle 2005... 2009 | Bora 1.6 FSI | Bora 2.0 FSI | Caddy 1.4 | Golf 2005... 2009 | Golf 1.4 16V - 1.4 FSI - 1.6 FSI - 2.0 FSI | Jetta 2005... 2009 | Multivan 2.0 | Polo 1.4 16V - 1.4 FSI | Touran 1.6 - 1.6 FSI - 2.0 FSI | Transporter 2.0

## MOTOR

Bosch: 0001120400 | 0001120401 | 0001120404 | 0001120405 | 0001120406 | 0001120407 | 0001120408 | 0001120409 | 0001120410 | 0001120411 | 0001121408 | 0001121409 | 0001121410 | 0001121411 | 0001122400 | 0001122401

## EQUIVALENTE / Equivalent

Bosch: 1006209806

1635

IMPULSOR DE PARTIDA DO MOTOR DE ARRANQUE  
STARTER DRIVE / IMPULSOR DE PARTIDA

FOTO / Photo pg. 181

## APLICAÇÃO / Application / Aplicación

Ford: F1000 Maxion HS 4 cil 2.5 | Ranger Maxion HS 4 cil 2.5 - General Motors/Chevrolet: Blazer Maxion HS 4 cil 2.5 | S10 Maxion HS 4 cil 2.5 - International: Matra Maxion HS 4 cil 2.5 | Retroescavadeira Maxion HS 4 cil 2.5 - Land Rover: Defender Gemini III 4 cil 2.5 | Discovery Gemini III 4 cil 2.5 - Mercedes Benz: Sprinter Maxion HS 4 cil 2.5 - Troller: T4

## MOTOR

Lucas Indiel: 35258490 | 35258660 | 35259040 | 35259400 | 35260828

## EQUIVALENTE / Equivalent

Lucas Indiel: 229023

1642

IMPULSOR DE PARTIDA DO MOTOR DE ARRANQUE  
STARTER DRIVE / IMPULSOR DE PARTIDA

FOTO / Photo pg. 181

## APLICAÇÃO / Application / Aplicación

Citroën: Jumper - Fiat: Ducato - Ford: Transit - Land Rover: Defender 2.4 TD4 2007... - Peugeot: Boxer | Boxer 2.2 HDI 2006...

## MOTOR

Bosch: 0001109205 | 0001109304 | 0001109305 | 0001109388 | 0986021810 - Cargo: 330265

1642

IMPULSOR DE PARTIDA DO MOTOR DE ARRANQUE  
STARTER DRIVE / IMPULSOR DE PARTIDA

FOTO / Photo pg. 181

EQUIVALENTE / Equivalent

Bosch: 1006209824 | 1006210128 | 1006210146

1643

IMPULSOR DE PARTIDA DO MOTOR DE ARRANQUE  
STARTER DRIVE / IMPULSOR DE PARTIDA

FOTO / Photo pg. 181

APLICAÇÃO / Application / Aplicación

Citroën: Jumper - Peugeot: 406 | 605 | 607 | 807 | Boxer 2.5 TDi 1994...2002

MOTOR

Bosch: 0001223001 | 0986016950

EQUIVALENTE / Equivalent

Bosch: 6033AD0004

1646

IMPULSOR DE PARTIDA DO MOTOR DE ARRANQUE  
STARTER DRIVE / IMPULSOR DE PARTIDA

FOTO / Photo pg. 181

APLICAÇÃO / Application / Aplicación

Mazda: Mazda B-2000

EQUIVALENTE / Equivalent

Mazda: F8RU88D004

1650

IMPULSOR DE PARTIDA DO MOTOR DE ARRANQUE  
STARTER DRIVE / IMPULSOR DE PARTIDA

FOTO / Photo pg. 181

APLICAÇÃO / Application / Aplicación

Citroën: Jumper 2.8 HDI | Relay 2.8 HDI - Fiat: Ducato 2.3 e 2.8 JTD - Fiat Iveco: Daily III 2.4 e 2.8 | Microônibus City Plus 2009 - Peugeot: Boxer 2.8 HDI

MOTOR

Bosch: 2164 | 0001109300 | 0001109301 | 0001109306 | 0001109307 | 0986021640 - Citroën: 5802AQ - Fiat: MSN2026 | 63521093 | 1347058080 - Iveco: 55195970

Lucas Indiel: LRS2223 | LRS02223 - Peugeot: 5802AQ

EQUIVALENTE / Equivalent

Bosch: 1006209818 | 1006209964 | 1006210111 | 1006210149 - Cargo: 237667 - Iveco: 50053567 | 500053567

1655

IMPULSOR DE PARTIDA DO MOTOR DE ARRANQUE  
STARTER DRIVE / IMPULSOR DE PARTIDA

FOTO / Photo pg. 181

APLICAÇÃO / Application / Aplicación

Audi: S 3 Quattro | TT Coupe 1.8 - Linde: Empilhadeira - Seat: Alhambra 1.9 TDI | Cupra 4 | Lean 1.8 | Lean 2.8 V6 - Volkswagen: Bora 1.9 TDI | Caravelle 2.5 e 2.8 TDI | Golf 1.9 TDI | Sharan 1.9 TDI

MOTOR

Bosch: 0001125016 | 0001125017 | 0001125018 | 0001125019 | 0001125046 | 0001125047 | 0001125048 | 0001125049 | 0001125605 | 0001125606

EQUIVALENTE / Equivalent

Bosch: 1006209681 | 1006209943

1666

IMPULSOR DE PARTIDA DO MOTOR DE ARRANQUE  
STARTER DRIVE / IMPULSOR DE PARTIDA

FOTO / Photo pg. 181

APLICAÇÃO / Application / Aplicación

Fiat: Doblo | Idea | Marea | Novo Uno | Palio | Strada

MOTOR

Bosch: F000CD0001 | F000CD0900 | F000CD0901 | F000CD0903 | F000CD0905 - Fiat: 51888915

EQUIVALENTE / Equivalent

Bosch: F000CD1009 | F000CD1444 - Fiat: 51888915

1674

IMPULSOR DE PARTIDA DO MOTOR DE ARRANQUE  
STARTER DRIVE / IMPULSOR DE PARTIDA

FOTO / Photo pg. 182

APLICAÇÃO / Application / Aplicación

Renault: Logan | Megane 2008... | Sandero

MOTOR

Bosch: F000CD0002 | F000CD1113

EQUIVALENTE / Equivalent

Bosch: F000CD1114

1675

IMPULSOR DE PARTIDA DO MOTOR DE ARRANQUE  
STARTER DRIVE / IMPULSOR DE PARTIDA

FOTO / Photo pg. 182

## APLICAÇÃO / Application / Aplicación

Ford: F250 2002... | F350 2002... | F4000 Cummins ...02/2009

## MOTOR

Bosch: F000AL0130 | F000AL0151 - Ford: 7C3511001AA

## EQUIVALENTE / Equivalent

Bosch: F000AL2638

1676

IMPULSOR DE PARTIDA DO MOTOR DE ARRANQUE  
STARTER DRIVE / IMPULSOR DE PARTIDA

FOTO / Photo pg. 182

## APLICAÇÃO / Application / Aplicación

Ford: 3,6 Kw | Ford F series diesel

## MOTOR

Ford: SA1004 | BC3Z11002A | 2C3T11000AA | 7C2T11000BA | 7C3T11000AA | 7C3T11000AB | 7C3T11000BA | 7C3Z11002AA | BC3T11000AB

## EQUIVALENTE / Equivalent

Ford: VP7C3U11350AB

1677

IMPULSOR DE PARTIDA DO MOTOR DE ARRANQUE  
STARTER DRIVE / IMPULSOR DE PARTIDA

FOTO / Photo pg. 182

## APLICAÇÃO / Application / Aplicación

Ford: Edge V6 3.5L 3496cc 213cid 2007...2016 | Edge V6 3.7L 3726cc 227cid 2011...2014 | Explorer V6 3.5L 3490cc 213cid 2013 | Explorer V6 3.5L 3496cc 213cid 2011...2016 | Flex V6 3.5L 3496cc 213cid 2009...2016 | Lincoln MKS V6 3.5L 3490cc 213cid 2011...2012 | Lincoln MKS V6 3.5L 3496cc 213cid 2010...2016 | Lincoln MKS V6 3.7L 3726cc 227cid 2009...2016 | Lincoln MKT V6 3.5L 3496cc 213cid 2010...2016 | Lincoln MKT V6 3.7L 3726cc 227cid 2010...2016 | Lincoln MKX V6 3.5L 3496cc 213cid 2007...2010 | Lincoln MKX V6 3.7L 3726cc 227cid 2011...2016 | Lincoln MKZ V6 3.7L 3726cc 227cid 2013...2016 | Mercury Sable V6 3.5L 3496cc 213cid 2008...2009 | Police Interceptor Sedan V6 3.5L 3496cc 213cid 2013...2016 | Police Interceptor Sedan V6 3.7L 3726cc 227cid 2013...2016 | Taurus V6 3.5L 3496cc 213cid 2008...2016 | Taurus X V6 3.5L 3496cc 213cid 2008...2009

## MOTOR

Ford: 8G1Z11002A | 8G1Z11002B | 8G1T11000AA | 8G1T11000AB | VP8G1U11350AA

1680

IMPULSOR DE PARTIDA DO MOTOR DE ARRANQUE  
STARTER DRIVE / IMPULSOR DE PARTIDA

FOTO / Photo pg. 182

## APLICAÇÃO / Application / Aplicación

General Motors/Chevrolet: Omega CD 4.1

## MOTOR

Remy: 10455711

## EQUIVALENTE / Equivalent

Mitsubishi: 15171 | M191T15171

1681

IMPULSOR DE PARTIDA DO MOTOR DE ARRANQUE  
STARTER DRIVE / IMPULSOR DE PARTIDA

FOTO / Photo pg. 182

## APLICAÇÃO / Application / Aplicación

Tata: Indica

## EQUIVALENTE / Equivalent

Tata: 26245134

1684

IMPULSOR DE PARTIDA DO MOTOR DE ARRANQUE  
STARTER DRIVE / IMPULSOR DE PARTIDA

FOTO / Photo pg. 182

## APLICAÇÃO / Application / Aplicación

Ford: Especial/Special Cummins | F250

## MOTOR

Ford: 2C3511001BA | XC3511000CA | XC3U11000CA - Lucas Indiel: 35259900 | 35261760 | 35262570

## EQUIVALENTE / Equivalent

Lucas Indiel: 35260967

1685

IMPULSOR DE PARTIDA DO MOTOR DE ARRANQUE  
STARTER DRIVE / IMPULSOR DE PARTIDA

FOTO / Photo pg. 182

## APLICAÇÃO / Application / Aplicación

Audi: A1 2.0 TFSI quattro 2012 | A3 1.8 TFSI Sportback 06/2007...06/2008 - Fiat: Bravo E-Torq 1.6 e 1.8 16v | Doblo E-Torq 1.6 e 1.8 16v | Grand Siena 1.6 16v | Idea Adventure 1.8 16 V | Palio E-Torq 1.6 e 1.8 16v | Punto E-Torq 1.6 e 1.8 16v | Strada E-Torq 1.6 e 1.8 16v - Volkswagen: Eos 2.0 FSI 09/2007...05/2008 | Jetta 2.0 Total Flex 10/2010... | Jetta 2.0 TSI 10/2010... | Jetta 2.5 07/2007...10/2010 | Jetta Variant 2.5 06/2008...12/2012 | Passat 2.0 FSI 03/2005...07/2010 | Passat 2.0 TSI 11/2005...02/2008 | Tiguan 2.0 TSI 4Motion 11/2007...05/2011

## MOTOR

Bosch: 0001121402 | 0001121403 | 0001121412 | 0001121429 | 0001121430 | 0001121440 | 0001122402

## EQUIVALENTE / Equivalent

Bosch: 1006209813 | 1006210241

1686

IMPULSOR DE PARTIDA DO MOTOR DE ARRANQUE  
STARTER DRIVE / IMPULSOR DE PARTIDA

FOTO / Photo pg. 182

## APLICAÇÃO / Application / Aplicación

Ford: Courier 2010... | Fiesta 2010... | Ka 2010...

## MOTOR

Ford: FS10B1 | 7S5511000AA | 7S5511000AB

## EQUIVALENTE / Equivalent

Valeo: 60910 | 101310 | 501446 | 1201856

1690

IMPULSOR DE PARTIDA DO MOTOR DE ARRANQUE  
STARTER DRIVE / IMPULSOR DE PARTIDA

FOTO / Photo pg. 182

## APLICAÇÃO / Application / Aplicación

CBT: 8240 4.248 JF 12v ...01/1984 - General Motors/Chevrolet: Série D - d20 Plus Maxion S4T JF 12V ...03/1992... 10/1996 - Massey Ferguson: MF 1630 A 6.354-4 e 1630 A 4284 JF 12V ...01/1981 | MF 3640 A 6.358 A JF 12V ...01/1973 | MF 3640 Perkins 1006-6 JF 12V ...05/1996 | MF 5650 A 6.354.4 JF 12V ...01/1982 | MF 5650 Perkins 1006-6T JF 12V ...05/1996 | MF 5650 Turbo AT 6.354.4 JF 12V ...03/1988 | MF 6845 Perkins 1006-6T JF 12V ...12/1994 | MF 6855 Perkins 1006-6TW JF 12V ...10/1993 | MF 6865 Perkins 1006-6T JF 12V ...09/1994 - Maxion: Ideal 9075 Perkins 1006-6 JF 12V ...09/1994 | Ideal 9090 Perkins 1006-6T JF 12V ...10/1993 | Ideal 9090 Perkins 1006-6TW JF 12V ...12/1994 - Mercedes Benz: OF 1113 OM 366 JF 12V ...09/1987 | OH 1113 OM 366 A JF 12V ...01/1988 | Série 9 T - 917 OM 366 A JF 12V ...01/1988

## MOTOR

Bosch: F000AL0135

## EQUIVALENTE / Equivalent

Bosch: F000AL2712

1691

IMPULSOR DE PARTIDA DO MOTOR DE ARRANQUE  
STARTER DRIVE / IMPULSOR DE PARTIDA

FOTO / Photo pg. 182

## APLICAÇÃO / Application / Aplicación

Ford: Cargo C 1216 6BT 1993... | Cargo C 1412 6BTA 1999... | Cargo C 1416 6BT 1993... | Cargo C 1617 6BTAA 1993... | Cargo C 1621 6BTAA 1999... | F 4000 4BT 1996...1998 - Mercedes Benz: L 1113 OM 352 1974... | L 1116 OM 352 A 1978... | L 1117 OM 352 A 1983... | L 1117 OM 366 LA 8 1987... | L 1316 OM 352 A 1982... | L 1317 OM 352 A 1983... | L 1319 OM 366 LA 1987... | L 1516 OM 352 A 1982... | LA 1113 OM 352 1983... | LA 1117 OM 352 A 1983... | LP 1219 OM 366 LA 1988... | LP 1419 OM 366 LA 1988... - Volkswagen: 12.170 BT 6BTAA 1997...2000 | 13170 6BTAA 2000...2001 | 13190 6BTAA 2001... | 14.170 BT 6BTAA 1997...2000 | 15170 6BTAA 2000...2001 | 16.170 6C 1993...2000 | 16200 6BTAA 1997...2000 | 17210 6BTAA 2000...

## MOTOR

Bosch: F000AL0138 | F000AL0139

## EQUIVALENTE / Equivalent

Bosch: F000AL2721

1695

IMPULSOR DE PARTIDA DO MOTOR DE ARRANQUE  
STARTER DRIVE / IMPULSOR DE PARTIDA

FOTO / Photo pg. 182

## APLICAÇÃO / Application / Aplicación

Kia: Ceed Diesel | Cerato Diesel | Picanto Diesel | Rio Diesel | Soul Diesel

## EQUIVALENTE / Equivalent

Kia: 361452A000

1702

IMPULSOR DE PARTIDA DO MOTOR DE ARRANQUE  
STARTER DRIVE / IMPULSOR DE PARTIDA

FOTO / Photo pg. 182

## APLICAÇÃO / Application / Aplicación

Nissan: Primera 2.0 2002... | Xtrail 2.0 | XTrail 2.5

1702

IMPULSOR DE PARTIDA DO MOTOR DE ARRANQUE  
STARTER DRIVE / IMPULSOR DE PARTIDA

FOTO / Photo pg. 182

## MOTOR

Mitsubishi: M1M70881 | M1M74181 | M1T70881 | M1T74181 | M1T77581 | M1T70881A | M1T74181A | N31818400 | N32718400 | N3A118400 | N31818400A | N31818400B | N32718400A | N3A1184400 - Nissan: 82881 | 87081

## EQUIVALENTE / Equivalent

Cargo: 236752 - Mitsubishi: N31818X25 | M191X16371

1704

IMPULSOR DE PARTIDA DO MOTOR DE ARRANQUE  
STARTER DRIVE / IMPULSOR DE PARTIDA

FOTO / Photo pg. 182

## APLICAÇÃO / Application / Aplicación

Daewoo: Matiz

## MOTOR

Daewoo: 93741000 | TM300C10201

## EQUIVALENTE / Equivalent

Daewoo: 31871

1705

IMPULSOR DE PARTIDA DO MOTOR DE ARRANQUE  
STARTER DRIVE / IMPULSOR DE PARTIDA

FOTO / Photo pg. 182

## APLICAÇÃO / Application / Aplicación

Ssangyong: Actyon 200 XDI | Kyron XDI 2.0 | Rexton 270 XDI

## MOTOR

Valeo: TM000A34001

1706

IMPULSOR DE PARTIDA DO MOTOR DE ARRANQUE  
STARTER DRIVE / IMPULSOR DE PARTIDA

FOTO / Photo pg. 182

## APLICAÇÃO / Application / Aplicación

Hyundai: I20 1.4 | I30 1.4/1.6 2009... | IX20 1.4/1.6 2011... | IX35 1.4/1.6 2010... - Kia: Carens II CWT 1.6 | Ceed 1.4/1.6 2006... | ProCeed 1.4/1.6 2006... | Soul CWT 1.6 | Sportage 1.6 2010... | Venga 1.4/1.6 2006... - Mitsubishi: Galant | L200 | Lancer | Montero 3.0 - 3.5 | Pajero 3.0 - 3.5 - 3.8 | Pajero TR4 | PT Cruiser GT 2.4

## MOTOR

Mitsubishi: M0T20471 | M0T20472 | M0T30672 | M0T30771 | M0T35171 | M0T36071 | M000T20471 | M000T20472 | M000T20672 | M000T30672 | M000T30771 | M000T32572 | M000T35171 | M000T36071

## EQUIVALENTE / Equivalent

Cargo: 331730 - Mitsubishi: 15871 | M191T15871 | M191X15871

1708

IMPULSOR DE PARTIDA DO MOTOR DE ARRANQUE  
STARTER DRIVE / IMPULSOR DE PARTIDA

FOTO / Photo pg. 183

## APLICAÇÃO / Application / Aplicación

Nissan: Almera 1.5 16V - 1.8 16V | Micra | Primera 1.6 16V - 1.8 16V | Tino 1.5 16V - 1.8 16V

## MOTOR

Bosch: 0001107092 | 0001107093 | 0001116006

## EQUIVALENTE / Equivalent

Bosch: 1006209714 | 1006209934 | 1006209952 | 1006210117 | 1006210125 | 1006210147 | 1006210154 - Cargo: 235200

1712

IMPULSOR DE PARTIDA DO MOTOR DE ARRANQUE  
STARTER DRIVE / IMPULSOR DE PARTIDA

FOTO / Photo pg. 183

## APLICAÇÃO / Application / Aplicación

Volkswagen: Fox | Gol G5 | Golf 2010...2014 | Kombi 2013...2014 | Saveiro | Spacefox | Voyage

## MOTOR

Bosch: F000CD0800 | F000CD0801 - Volkswagen: 5U0911023 | 5U0911335

## EQUIVALENTE / Equivalent

Bosch: F000CD1117

**1714**IMPULSOR DE PARTIDA DO MOTOR DE ARRANQUE  
STARTER DRIVE / IMPULSOR DE PARTIDA

FOTO / Photo pg. 183

## APLICAÇÃO / Application / Aplicación

Ford: C-Max 2000 2007...2010 | Focus C Max 2000 2003...2007 | Focus II 2000 2004...2008 | Galaxy 2000 2006...2008 | Galaxy 2200 2008...2010 | Kuga 2000 2008...2010 | Mondeo Mk4 2000 2007...2010 | S Max 2000 2006...2008 | S Max 2200 2008...2010 - Volvo: C30 2000, D4204T 2006...2008 | C70 II 2000, D4204T 2006...2008 | S40 2000, D4204T 2004...2010 | V50 2000, D4204T 2004...2010

## MOTOR

Ford: 1469721 | 3M5T11000CC | 3M5T11000CD | 3M5T11000CE | 3M5T11000DC | 4M5T11000FA | 4M5T11000FB | 4M5T11000FC | 4M5T11000FD | 6G9N11000FA

## EQUIVALENTE / Equivalent

Cargo: 236876

**1715**IMPULSOR DE PARTIDA DO MOTOR DE ARRANQUE  
STARTER DRIVE / IMPULSOR DE PARTIDA

FOTO / Photo pg. 183

## APLICAÇÃO / Application / Aplicación

Tata: Ace | Indigo

## EQUIVALENTE / Equivalent

Tata: 26258286

**1716**IMPULSOR DE PARTIDA DO MOTOR DE ARRANQUE  
STARTER DRIVE / IMPULSOR DE PARTIDA

FOTO / Photo pg. 183

## APLICAÇÃO / Application / Aplicación

Mahindra: Bolero SLE e SLX Mdi 3.2 Lts Diesel | Jeep Scorpio

## EQUIVALENTE / Equivalent

Lucas: 26245621

**1717**IMPULSOR DE PARTIDA DO MOTOR DE ARRANQUE  
STARTER DRIVE / IMPULSOR DE PARTIDA

FOTO / Photo pg. 183

## APLICAÇÃO / Application / Aplicación

Mahindra: Scorpio - Tata: Indica | Safari Diesel | Safari Petrol

## EQUIVALENTE / Equivalent

Lucas: 26256675

**1718**IMPULSOR DE PARTIDA DO MOTOR DE ARRANQUE  
STARTER DRIVE / IMPULSOR DE PARTIDA

FOTO / Photo pg. 183

## APLICAÇÃO / Application / Aplicación

Alfa Romeo: 156 1.9 JTD - BMW: BMW 320, Séries X3,X5 - Fiat: Multipla 1.9 JTD

## MOTOR

BMW: 12417788680 | 12417788682 - Magneti Marelli: 63113001 | 63113002 | 63113004 | 63193001 | 63280071

## EQUIVALENTE / Equivalent

Cargo: 231899 | 332145

**1720**IMPULSOR DE PARTIDA DO MOTOR DE ARRANQUE  
STARTER DRIVE / IMPULSOR DE PARTIDA

FOTO / Photo pg. 183

## APLICAÇÃO / Application / Aplicación

BMW: Série 1 | Série 3 | Série 5 | Série 6 | Série 7 | X1 | X3 2.0 2.5 e 3.0 | X5 | X6 | Z4 2.2 2.5 e 3.0 - Toyota: Avensis | Celica | Corolla

## MOTOR

BMW: 12417515390 | 12417515391 | 12417524843 | 12417610348 - Bosch: 0001107423 | 0001107424 | 0001107425 | 0001107426 | 0001107433 | 0001107434 | 0001107442 | 0001107443 | 0001107448 | 0001107449 | 0001107514 | 0001107525 | 0001107526 | 0001107529 | 0001122201 - Toyota: 281000T090

## EQUIVALENTE / Equivalent

Bosch: 1006209799 | 1006209826 | 1006209981 | 1006209982

**1722**IMPULSOR DE PARTIDA DO MOTOR DE ARRANQUE  
STARTER DRIVE / IMPULSOR DE PARTIDA

FOTO / Photo pg. 183

## APLICAÇÃO / Application / Aplicación

Daihatsu: Rocky F80 - Especial/Special: Motocicletas - JCB: Escavadeira - Mazda: B2200 - Toyota: 2S | 2Y | 2Y 2.2 | 3Y | Camry | Carina | Celica | Corolla | Dyna | Hilux | JR 7 | MR 2 | Tercel - ZEN: Utiliza Pinhão ZEN 9186

1722

IMPULSOR DE PARTIDA DO MOTOR DE ARRANQUE  
STARTER DRIVE / IMPULSOR DE PARTIDA

FOTO / Photo pg. 183

## MOTOR

Daihatsu: 2810072010 - Ishikawajima: 185086240 | 185086340 - Kubota: 1550463011 | 1574163011 - Nippondenso: 280004010 | 280004343 | 280004450 | 280005900 | 280005912 | 280006001 | 280006120 | 280006332 | 280006362 | 280006450 | 280006930 | 280007321 | 280007392 | 280007560 | 280007620 | 280008050 | 280008060 | 280008220 | 280008261 | 280008290 | 280008320 | 280008850 | 280009070 | 280009260 | 280009380 | 280009711 | 280009720 | 280009860 | 280000101 | 1280000220 | 1280000230 | 1280000500 | 1280000510 | 1280001370 | 1280001440 | 1280001441 | 1280001520 | 1280001630 | 1280002060 | 1280003340 | 1280003350 | 1280003590 | 1280003670 | 1280003990 | 1280004420 | 1280005110 | 1280005261 | 1280005410 | 1280005700 | 1280005780 | 1280005781 | 1280005840 | 1280005850 | 1280007090 | 1280007100 | 1280007330 | 1280007680 | 1280007690 | 1280007912 | 1280008070 | 1280008080 | 1280008240 | 1280008560 | 2280000311 | 2280000580 | 2280000960 | 2280001100 | 2280001110 | 2280001710 | 2280002020 | 2280002121 | 2280002300 | 2280002610 | 2280002620 | 2280002682 | 2280002691 | 2280002701 | 2280002760 | 2280002770 | 2280002851 | 2280002880 | 2280003200 | 2280003290 | 2280004320 | 2280004330 - Toyota: 2810010040 | 2810010060 | 2810013010 | 2810015020 | 2810015040 | 2810015070 | 2810015130 | 2810015180 | 2810016020 | 2810016080 | 2810016110 | 2810027010 | 2810027030 | 2810027050 | 2810027060 | 2810031010 | 2810034060 | 2810034080 | 2810034100 | 2810041060 | 2810042040 | 2810042050 | 2810044030 | 2810044050 | 2810045033 | 2810045050 | 2810051031 | 2810060070 | 2810063020 | 2810063050 | 2810072010 | 2810072020 | 2810072030 | 2810072040 | 2810072050 | 2810072060 | 2810072070 | 2810072090 | 2810072100 | 2810072110 | 2810073010

## EQUIVALENTE / Equivalent

Cargo: 132004 - Honda: 31204657617 - Ishikawajima: 185866150 - Isuzu: 8941291870 - Kubota: 1550463041 - Lester: 16248 | 16251 | 16578 | 16586 | 16600 | 16612 | 16674 | 16735 | 16736 | 16737 | 16759 | 16760 | 16761 | 16786 | 16790 | 16802 | 16821 | 16823 | 16825 | 16826 | 16827 | 16828 | 16829 | 16831 | 16833 | 16834 | 16837 | 16878 | 16892 | 16895 | 16906 | 16911 | 16913 | 17002 | 17003 | 17027 | 17125 | 17143 | 17171 | 17240 | 17251 | 17256 | 17345 | 17420 | 17422 | 17481 | 17487 | 17521 | 17530 | 17537 | 18181 | 18182 - Nippondenso: 0283001600 | 0283001601 | 0283001602 | 0283001603 | 0283001790 | 0283001791 | 0283001800 | 0283002000 | 0283002110 | 0283002111 | 0283002270 | 0283003630 | 0283003631 | 0283004160 | 0283006940 - Toyota: 2801120540 | 2801126041 | 2801126042 | 2801135030 | 2810110710 - Unipoint: SD5053

1723

IMPULSOR DE PARTIDA DO MOTOR DE ARRANQUE  
STARTER DRIVE / IMPULSOR DE PARTIDA

FOTO / Photo pg. 183

## APLICAÇÃO / Application / Aplicación

Subaru: Brat H4 1.8L 1781cc 1980...1983 | DL H4 1.6L 1595cc 1981...1983 | DL H4 1.8L 1781cc 1980...1983 | GL H4 1.8L 1781cc 1980...1983 | GL H4 1.8L 1781cc wo/Turbo 1985...1989 | GL-10 H4 1.8L 1781cc wo/Turbo 1985...1989 | GLF H4 1.8L 1781cc VIN 4 1981...1982 | RX H4 1.8L 1781cc 1985...1989 | Standard H4 1.8L 1781cc VIN 5 1981...1982 | Standard H4 1.8L 1781cc VIN 5 1987

## MOTOR

Denso: 280008580 | 1280002830 | 1280007200 | 1280007770 - Unipoint: STR8044

## EQUIVALENTE / Equivalent

Denso: 0280993150 | 0283005701

1727

IMPULSOR DE PARTIDA DO MOTOR DE ARRANQUE  
STARTER DRIVE / IMPULSOR DE PARTIDA

FOTO / Photo pg. 183

## APLICAÇÃO / Application / Aplicación

Nissan: Armada 2.4WD | Sentra 1.8 | Terrano 2.4WD

## EQUIVALENTE / Equivalent

Mitsubishi: M191T23371

1734

IMPULSOR DE PARTIDA DO MOTOR DE ARRANQUE  
STARTER DRIVE / IMPULSOR DE PARTIDA

FOTO / Photo pg. 183

## APLICAÇÃO / Application / Aplicación

Honda: Civic 2006... | CRV

## MOTOR

Nippondenso: 4280003410 | 4280005011 | 4280005290

## EQUIVALENTE / Equivalent

Nippondenso: 0283008870

1735

IMPULSOR DE PARTIDA DO MOTOR DE ARRANQUE  
STARTER DRIVE / IMPULSOR DE PARTIDA

FOTO / Photo pg. 183

## APLICAÇÃO / Application / Aplicación

Renault: Clio | Duster 1.6 | Fluence | Kangoo | Laguna 1.6 16V | Megane 1.6 16V | Sandero | Scenic 1.6 16V

## MOTOR

Nissan: 233001105R - Valeo: FS10B3

## EQUIVALENTE / Equivalent

Valeo: 501490 | 1201728

1740

IMPULSOR DE PARTIDA DO MOTOR DE ARRANQUE  
STARTER DRIVE / IMPULSOR DE PARTIDA

FOTO / Photo pg. 183

## APLICAÇÃO / Application / Aplicación

Mercedes Benz: K6 | Sprinter

## MOTOR

Bosch: 0001108409 | 0001108410 | 0001108441 | 0001108442 | F000AL0901 | F000AL0903

## EQUIVALENTE / Equivalent

Bosch: F000AL2824

1741

IMPULSOR DE PARTIDA DO MOTOR DE ARRANQUE  
STARTER DRIVE / IMPULSOR DE PARTIDA

FOTO / Photo pg. 183

## APLICAÇÃO / Application / Aplicación

Volkswagen: Gol G4

## MOTOR

Bosch: 5W0911023 | F000CD0802 | F000CD08A2

## EQUIVALENTE / Equivalent

Bosch: F000CD1315

1745

IMPULSOR DE PARTIDA DO MOTOR DE ARRANQUE  
STARTER DRIVE / IMPULSOR DE PARTIDA

FOTO / Photo pg. 183

## APLICAÇÃO / Application / Aplicación

General Motors/Chevrolet: Agile 1.4 | Celta 1.0 | Classic 1.0 | Cobalt 1.4 e 1.8 | Cruze 1.8 | Montana 1.4 | Novo Prisma LT e LTZ Com Motor 1.0L e 1.4L SPE/4 (SOCH) fev/13 | Onix Com Motor 1.0 e 1.4 SPE/4 (SOCH) set/12 | Spin 1.8

## MOTOR

Remy: 8000444 | 8000660

## EQUIVALENTE / Equivalent

Remy: 10524174

1752

IMPULSOR DE PARTIDA DO MOTOR DE ARRANQUE  
STARTER DRIVE / IMPULSOR DE PARTIDA

FOTO / Photo pg. 184

## APLICAÇÃO / Application / Aplicación

Citroën: Berlingo | C3 | Xsara Picasso - Fiat: 1.9 JTD MJ | 500 | Doblo 1.3 | Fiorino | Grande Punto | Idea | Linea 1.3 D Multijet | Qubo 1.3 D Multijet - Lancia: Musa 1.3 - 1.9 JTD MJ | Ypsilon - Maruti: Dzire | Swift | SX4 - Mercedes Benz: Classe A 140 - 160 - Opel: Agile | Astra H GTC 1.3 CDTI | Corsa D | Meriva | Tigra 1.3 CDTI  
Peugeot: 206 | Partner | Ranch - Renault: Clio | Kangoo - Tata: Manza | Vista

## MOTOR

Citroën: 9648644680 - Suzuki: 31100M86J10 | 31100M86J11 | 31100M86J12 - Valeo: D6G1 | D6G3 | D6G5 | D6G32 | D6G33 | D6G98

## EQUIVALENTE / Equivalent

Valeo: 191601 | 192978 | 406575

1755

IMPULSOR DE PARTIDA DO MOTOR DE ARRANQUE  
STARTER DRIVE / IMPULSOR DE PARTIDA

FOTO / Photo pg. 184

## APLICAÇÃO / Application / Aplicación

Citroën: C3 2010... | C4 2010... - Fiat: 500 1.4 Fire 2009... | Doblo 1.3 Fire 2001...2006 | Doblo 1.4 Fire 2009...2016 | Fiorino 1.3 Fire 2004...2012 | Fiorino 1.4 Fire Fly 2013... | Grand Siena 1.4 Fire 2012...2016 | Idea 1.4 Fire 2010...2016 | Mobi 1.0 Fire 2016... | Palio 1.4 Fire 2005...2017 | Palio Weekend 1.4 Fire 2005...2010 | Uno 1.4 Fire 2010...  
Peugeot: 2008 Motor EC5 1.6 2015... | 206 Motor TU3 1.4 2004...2010 | 207 Motor TU5 1.6 2008...2014 | 208 Motor TU4 1.5 2013...2016 | 307 Motor TU5 1.6 2002...2011 | 308 Motor EC5 1.6 2012 | Hoggar Motor TU3 1.4 2010...2014 | Partner Motor TU5 1.6 2005...2007 - Renault: Logan | Sandero 1.0 2012...

## MOTOR

Citroën: 9807775680 - Nissan: 233000799R - Valeo: FS10B4 | TSC1010 | TSC1015

## EQUIVALENTE / Equivalent

Valeo: 501493 | 1200580 | 1206998

1756

IMPULSOR DE PARTIDA DO MOTOR DE ARRANQUE  
STARTER DRIVE / IMPULSOR DE PARTIDA

FOTO / Photo pg. 184

## APLICAÇÃO / Application / Aplicación

Dacia: Logan 2004 | Logan Express 2009 | Logan MCV 2007 | Logan Pick Up 2008 - Ford: Focus 2013... - Renault: Clio Grandtour 2008 | Clio II 1998 | Clio II Box 1998 | Clio III 2005 | Grand Scenic II 2004 | Kangoo 1997 | Kangoo 2008 | Kangoo Express 1997 | Kangoo Express 2008 | Laguna III 2007 | Laguna III Grandtour 2007 | Logan Estate 2007 | Megane III Coupe 2008 | Megane III Grandtour 2008 | Megane III Hatchback 2008 | Megane CC 2010 | Megane II 2002 | Megane II Coupe-Cabriolet 2003 | Megane II Estate 2003 | Megane II Saloon 2003 | Modus 2004 | Scenic II 2003 | Thalia 1998 | Twingo 2007



1756

IMPULSOR DE PARTIDA DO MOTOR DE ARRANQUE  
STARTER DRIVE / IMPULSOR DE PARTIDA

FOTO / Photo pg. 184

## MOTOR

Dacia: 7711497567 | 8200306595 | 8200836473 - Ford: 8V2111000BC | 8V2111000BD | 8V2111000BE - Mitsubishi: M0T87881 | M000T87881 - Remy: DRS3985  
Renault: 233003329R - Valeo: TS12E9 | TS12E10 | 8V2111000BC | 8V2111000BD | 8V2111000BE

## EQUIVALENTE / Equivalent

Valeo: 195041 | 195334 | 438224 | 458388

1757

IMPULSOR DE PARTIDA DO MOTOR DE ARRANQUE  
STARTER DRIVE / IMPULSOR DE PARTIDA

FOTO / Photo pg. 184

## APLICAÇÃO / Application / Aplicación

Renault: Duster 2.0 | Grand Scenic III 1.9 dCi | Megane III 1.9 dCi | Scenic III 1.9 dCi

## MOTOR

Bosch: 0001107477 | 0001108428 | 0001108429

## EQUIVALENTE / Equivalent

Bosch: 1006209849 | 1006209940

1758

IMPULSOR DE PARTIDA DO MOTOR DE ARRANQUE  
STARTER DRIVE / IMPULSOR DE PARTIDA

FOTO / Photo pg. 184

## APLICAÇÃO / Application / Aplicación

Citroën: Berlingo 1.6 HDI | C2 1.6 HDI | C3 1.6 16V HDI | C4 1.6 HDI | C5 1.6 HDI | Xsara Picasso 1.6 HDI - Peugeot: 1007 1.6 HDI | 206 1.6 HDI | 207 1.6 HDI | 307 1.6 HDI | 308 1.6 HDI | 407 1.6 HDI | Expert 1.6 HDI | Partner 1.6 HDI | Partner Teepee 1.6 HDI

## MOTOR

Valeo: TS22E26

## EQUIVALENTE / Equivalent

Valeo: 157391 | 193751

1759

IMPULSOR DE PARTIDA DO MOTOR DE ARRANQUE  
STARTER DRIVE / IMPULSOR DE PARTIDA

FOTO / Photo pg. 184

## APLICAÇÃO / Application / Aplicación

Honda: City | Fit

## MOTOR

Nippondenso: 4280005800

1761

IMPULSOR DE PARTIDA DO MOTOR DE ARRANQUE  
STARTER DRIVE / IMPULSOR DE PARTIDA

FOTO / Photo pg. 184

## APLICAÇÃO / Application / Aplicación

Cadillac: Escalade V8 6.2L 2015...2016 - General Motors/Chevrolet: Silverado 1500 V6 4.3L 2014...2016 | Silverado 1500 V8 5.3L 2014...2016 | Silverado 1500 V8 6.2L 2014...2016 | Suburban V8 5.3L 2015...2016 | Tahoe V8 5.3L 2015...2016 - GMC: Sierra 1500 V6 4.3L 2014...2016 | Sierra 1500 V8 5.3L 2014...2016 | Sierra 1500 V8 6.2L 2014...2016 | Yukon V8 5.3L 2015...2016 | Yukon V8 6.2L 2015...2016 | Yukon XL V8 5.3L 2015...2016 | Yukon XL V8 6.2L 2015...2016 - Nissan: March 1.6 | Versa

## MOTOR

General Motors/Chevrolet: 12655055 | 183117860 - Lester: 10910 - Mitsubishi: M0T24072 | M000T24072 | M000T32175ZC - Nissan: 233001HK0A

## EQUIVALENTE / Equivalent

Mitsubishi: M191T15271

1762

IMPULSOR DE PARTIDA DO MOTOR DE ARRANQUE  
STARTER DRIVE / IMPULSOR DE PARTIDA

FOTO / Photo pg. 184

## APLICAÇÃO / Application / Aplicación

Nissan: Cube 1.8 | Livina | Sentra 2.0 | Tiida 1.8 | Xtrail 2.0

## MOTOR

Hitachi: S114902A - Nissan: 23300EN20A | 23300EN20B

1763

IMPULSOR DE PARTIDA DO MOTOR DE ARRANQUE  
STARTER DRIVE / IMPULSOR DE PARTIDA

FOTO / Photo pg. 184

## APLICAÇÃO / Application / Aplicación

Citroën: Berlingo 1.1, 1.4 e 1.6 | C2 1.1, 1.4 e 1.6 | C3 1.1, 1.4 e 1.6 | Saxo 1.0, 1.1, 1.4 e 1.6 | Xsara 1.4 e 1.6 | Xsara Picasso 1.6 - Renault: Clio III 1.1 e 1.2 | Kangoo 1.2 e 1.2 16V

1763

IMPULSOR DE PARTIDA DO MOTOR DE ARRANQUE  
STARTER DRIVE / IMPULSOR DE PARTIDA

FOTO / Photo pg. 184

## MOTOR

Valeo: TS8E2 | TS8E6

## EQUIVALENTE / Equivalent

Valeo: 193512 | 594726

1764

IMPULSOR DE PARTIDA DO MOTOR DE ARRANQUE  
STARTER DRIVE / IMPULSOR DE PARTIDA

FOTO / Photo pg. 184

## APLICAÇÃO / Application / Aplicación

Ford: Fusion L4 2.3L 140cid 2006...2009 | Fusion L4 2.5L 2488cc 152cid 2010 - Mazda: 3 L4 2.0L 1998cc 122cid VIN F 2012 | 3 L4 2.0L 1998cc 122cid VIN G 2012 | 3 L4 2.0L 1999cc 122cid 2010 | 3 L4 2.0L 1999cc 122cid VIN F 2011...2012 | 3 L4 2.0L 1999cc 122cid VIN G 2011...2012 | 3 L4 2.0L 2000cc 122cid 2010 | 3 L4 2.0L 2000cc 122cid VIN F 2011...2012 | 3 L4 2.3L 2260cc 2004...2009 | 3 L4 2.3L 2260cc 138cid 2006 | 5 L4 2.3L 2260cc 2006...2010 | 5 L4 2.3L 2260cc 138cid 2007...2010 | 6 2.3L Non-Turbo, Gas (L3) 2003 | 6 2.3L Non-Turbo, Gas (L3) 2006...2007 | 6 2.3L Non-Turbo, Gas (L3) 2009 | 6 L4 2.3L 2260cc 2003...2005 | 6 L4 2.3L 2260cc 2008 | 6 L4 2.3L 2260cc 138cid 2008 | 6 L4 2.3L 2260cc 138cid w/Turbo 2006...2007 | 6 L4 2.3L 2260cc w/Turbo 2006...2007 | 6 L4 2.5L 2488cc 152cid 2009...2010 | CX-7 L4 2.3L 2260cc 2007...2009

Mercury: Milan L4 2.3L 140cid 2006...2009 | Milan L4 2.5L 2488cc 152cid 2010 - Nissan: Altima L4 2.4L 2389cc 2001 | Armada V8 5.6L 5552cc FLEX 2010...2014 | Frontier V6 3.3L 3275cc 2002...2004 | Titan V8 5.6L 5552cc FLEX 2011...2014 | XTerra V6 3.3L 3275cc 2002...2004

## MOTOR

Ford: 6E5T11000AB - Mitsubishi: M0T87681 | M0T87781 | M0T88481 | M0T90685 | MT87781ZC | M0T87781ZC | M0T90685ZC | M000T88481ZC | M000T88482ZC

## EQUIVALENTE / Equivalent

Mitsubishi: 15471 | 19971 | M191X19971

1765

IMPULSOR DE PARTIDA DO MOTOR DE ARRANQUE  
STARTER DRIVE / IMPULSOR DE PARTIDA

FOTO / Photo pg. 184

## APLICAÇÃO / Application / Aplicación

BMW: 125i 3.0L 2996cc 2008...2013 | 135i 3.0L 2979cc 2008...2013 | 5 Séries Active Hybrid 3.0L 2979cc 2011...2013 | 523i 3.0L 2996cc 2010...2013 | 528i 3.0L 2996cc 2010...2013 | 530Li 3.0L, N52B30AF, Non-Turbo 2013...2014 | 730i 3.0L 2996cc 2008...2013 | 740i 3.0L 2979cc 2008...2013 | X3 3.0L 2979cc 2011...2013 | X3 3.0L 2996cc 2011...2013 | Z4 2.5L 2497cc 2009...2013 | Z4 3.0L 2979cc 2009...2013 | Z4 3.0L 2996cc 2009...2013

## MOTOR

Valeo: TS12E36

1768

IMPULSOR DE PARTIDA DO MOTOR DE ARRANQUE  
STARTER DRIVE / IMPULSOR DE PARTIDA

FOTO / Photo pg. 184

## APLICAÇÃO / Application / Aplicación

Volkswagen: Amarok 2.0 BiTDI | Amarok 2.0 BiTDI 4motion | Amarok 2.0 TDI | Amarok 2.0 TDI 4motion

## MOTOR

Valeo: TS22ER12 | TS22ER13 - Volkswagen: 2H0911023 | 2H0911023AX

## EQUIVALENTE / Equivalent

Valeo: 595683

1770

IMPULSOR DE PARTIDA DO MOTOR DE ARRANQUE  
STARTER DRIVE / IMPULSOR DE PARTIDA

FOTO / Photo pg. 184

## APLICAÇÃO / Application / Aplicación

Hyundai: IX35 | Santa Fé L4 2.0L 1998cc 122cid 2013 | Sonata L4 2.0L 1998cc 122cid VIN B 2011...2012 | Tucson L4 2.0L 1975cc VIN B 2011...2012 | Tucson L4 2.4L 2359cc VIN C 2011...2012 - Kia: Forte Koup L4 2.0L 1998cc 122cid 2011...2013 | Forte Koup L4 2.4L 2359cc 2011...2013 | Forte L4 2.0L 1998cc 122cid 2011...2013 | Forte L4 2.4L 2359cc 2011...2013 | Forte5 L4 2.0L 1998cc 122cid 2012...2013 | Forte5 L4 2.4L 2359cc 2012...2013 | Optima L4 2.0L 1998cc 122cid 2012...2013 | Sportage L4 2.0L 1998cc 122cid 2011...2013 | Sportage L4 2.4L 2359cc 2011...2013

## MOTOR

Hyundai: 361002G200 - Remy: 8000357

## EQUIVALENTE / Equivalent

Hyundai: 361452G000

1771

IMPULSOR DE PARTIDA DO MOTOR DE ARRANQUE  
STARTER DRIVE / IMPULSOR DE PARTIDA

FOTO / Photo pg. 184

## APLICAÇÃO / Application / Aplicación

Chrysler: Avenger L4 2.4L 2360cc 144cid 2008...2010 | Caliber L4 1.8L 1798cc 110cid 2007...2009 | Caliber L4 2.0L 1998cc 122cid 2007...2010 | Caliber L4 2.0L 1998cc 122cid VIN A 2011...2012 | Caliber L4 2.4L 2360cc 144cid 2007...2010 | Caliber L4 2.4L 2360cc 144cid VIN A 2011 | Journey L4 2.4L 2360cc 144cid 2009...2010 | Sebring L4 2.4L 2360cc 144cid 2007...2010 - Dodge Truck: Compass L4 2.0L 1998cc 122cid 2007...2010 | Compass L4 2.0L 1998cc 122cid VIN A 2011...2013 | Compass L4 2.4L 2360cc 144cid 2007...2010 | Journey L4 2.4L 2360cc 144cid VIN B 2011 - Fiat: Freemont - Hyundai Truck: Magentis V6 2.7L 2656cc 2007...2009 | Optima V6 2.7L 2656cc 2007...2009 | Rondo V6 2.7L 2656cc 2007...2009 | Santa Fé V6 2.7L 2656cc 2007...2009 - Jeep Truck: Compass L4 2.4L 2360cc 144cid VIN B 2011...2013 | Patriot L4 2.0L 1998cc 122cid 2007...2013 | Patriot L4 2.4L 2360cc 144cid 2007...2013

## MOTOR

Chrysler: 05034555AA - Mitsubishi: M0T32071 | M000T32071 | M000T32071ZC - Valeo: 1250313

## EQUIVALENTE / Equivalent

Mitsubishi: 1X18 - Valeo: 7D24B

1774

IMPULSOR DE PARTIDA DO MOTOR DE ARRANQUE  
STARTER DRIVE / IMPULSOR DE PARTIDA

FOTO / Photo pg. 184

## APLICAÇÃO / Application / Aplicación

Citroën: Berlingo 2.0 - Dacia: Duster 1.5 | Logan 1.5 | Sandero 1.5 - Fiat: Ulisse 2.2 - Nissan: Kubistar 1.5 | Note 1.5 | Qashqai 1.5 | Tiida 1.5 - Renault: Clio II e III 1.5 | Kangoo Be Bop 1.5 | Megane II e III 1.5 | Modus 1.5 | Scenic II e Grand Scenic II 1.5 | Thalia 1.5 | Twingo 1.5

## MOTOR

Mitsubishi: M0T20871 | M0T21471 | M1T80481 | M000i20871ZE

## EQUIVALENTE / Equivalent

Mitsubishi: M191T19271

1775

IMPULSOR DE PARTIDA DO MOTOR DE ARRANQUE  
STARTER DRIVE / IMPULSOR DE PARTIDA

FOTO / Photo pg. 184

## APLICAÇÃO / Application / Aplicación

Hyundai: Elantra L4 2.0L 1975cc 2005...2006 | i30 2.0 | Tiburon L4 2.0L 1975cc 2005...2006 - Hyundai Truck: Tucson L4 2.0L 1975cc 2005...2009 - Kia: Soul | Spectra 5 L4 2.0L 1975cc 2006 | Spectra L4 2.0L 1975cc 2006 | Sportage L4 2.0L 1975cc 2005...2006

## MOTOR

Hyundai: 3610023071 | 3610023171 - Valeo: 1195921 | 1195922

## EQUIVALENTE / Equivalent

Hyundai: 3614523171 - Valeo: 1L22B

1776

IMPULSOR DE PARTIDA DO MOTOR DE ARRANQUE  
STARTER DRIVE / IMPULSOR DE PARTIDA

FOTO / Photo pg. 185

## APLICAÇÃO / Application / Aplicación

General Motors/Chevrolet: S10 2.8 Diesel 2012...2014 | TrailBlazer 2.8 Diesel 2012...

## MOTOR

General Motors/Chevrolet: 55564374 - Valeo: TS22E20

## EQUIVALENTE / Equivalent

Valeo: 195202 | 595724

1777

IMPULSOR DE PARTIDA DO MOTOR DE ARRANQUE  
STARTER DRIVE / IMPULSOR DE PARTIDA

FOTO / Photo pg. 185

## APLICAÇÃO / Application / Aplicación

Hyundai: HB20 1.6 - Kia: Rio 1.6

## MOTOR

Hyundai: 361003101 | 3610003101 | 361002B102 - Valeo: 1201942 | 1201952

## EQUIVALENTE / Equivalent

Hyundai: 361452B102 - Valeo: 2H08

1778

IMPULSOR DE PARTIDA DO MOTOR DE ARRANQUE  
STARTER DRIVE / IMPULSOR DE PARTIDA

FOTO / Photo pg. 185

## APLICAÇÃO / Application / Aplicación

Hyundai: Accent L4 1.6 1591cc 97cid 2012...2013 | HB20 1.0 | Veloster L4 1.6 1591cc 97cid 2012 - Kia: Cerato 1.6 | Forte 1.6, 2.0 e 2.4 | Rio L4 1.6 1591cc 2012 | Soul L4 1.6 1591cc 2010...2012

**1778**IMPULSOR DE PARTIDA DO MOTOR DE ARRANQUE  
STARTER DRIVE / IMPULSOR DE PARTIDA

FOTO / Photo pg. 185

**MOTOR**

Hyundai: 361002B100 - Valeo: 1195239

**EQUIVALENTE / Equivalent**

Hyundai: 3613911140 - Valeo: 2E11

**1779**IMPULSOR DE PARTIDA DO MOTOR DE ARRANQUE  
STARTER DRIVE / IMPULSOR DE PARTIDA

FOTO / Photo pg. 185

**APLICAÇÃO / Application / Aplicación**

Fiat: Bravo II 1.4 | Doblo 1.4 | Grand Punto 1.4 | Grand Siena 1.4 | Idea 1.2 | Palio 1.4 | Panda 1.1, 1.2, 1.4 | Punto 1.4 | Strada - Lancia: Musa 1.4 | Ypsilon 1.4

**MOTOR**

Fiat: 51899848 | 55193356 - Hitachi: S114905 | S114906 | S114907 | S114951A | S114951B

**1780**IMPULSOR DE PARTIDA DO MOTOR DE ARRANQUE  
STARTER DRIVE / IMPULSOR DE PARTIDA

FOTO / Photo pg. 185

**APLICAÇÃO / Application / Aplicación**

Nissan: Frontier Turbo Diesel 2007...2012

**MOTOR**

Hitachi: S14413C - Nissan: 23300EB71E

**1781**IMPULSOR DE PARTIDA DO MOTOR DE ARRANQUE  
STARTER DRIVE / IMPULSOR DE PARTIDA

FOTO / Photo pg. 185

**APLICAÇÃO / Application / Aplicación**

Jac: J3 | J3 Turin

**MOTOR**

Jhaem: L21580 | QDY1289 | 1043100gg010

**EQUIVALENTE / Equivalent**

Jac: 11A20

**1784**IMPULSOR DE PARTIDA DO MOTOR DE ARRANQUE  
STARTER DRIVE / IMPULSOR DE PARTIDA

FOTO / Photo pg. 185

**APLICAÇÃO / Application / Aplicación**

Lucas Indiel: M101R | M95R - Volkswagen: Caminhões Motor MWM Serie X-10 e 229

**MOTOR**

Prestolite: 35261990 | 35262170 | 35262550 | 35262170AM

**EQUIVALENTE / Equivalent**

Prestolite: 35262268

**1787**IMPULSOR DE PARTIDA DO MOTOR DE ARRANQUE  
STARTER DRIVE / IMPULSOR DE PARTIDA

FOTO / Photo pg. 185

**APLICAÇÃO / Application / Aplicación**

Ford: Ecosport 2.0 Duratec Manual 2012...2017 | Focus 2.0 Duratec Manual

**MOTOR**

Valeo: FS14B1

**EQUIVALENTE / Equivalent**

Valeo: 501494

**1788**IMPULSOR DE PARTIDA DO MOTOR DE ARRANQUE  
STARTER DRIVE / IMPULSOR DE PARTIDA

FOTO / Photo pg. 185

**APLICAÇÃO / Application / Aplicación**

Ford: Ecosport 2.0 Duratec Automático | Focus 2.0 Duratec Automático - Hyundai: Elantra

**MOTOR**

Ford: CN1511000BA | CN15111000CA - Hyundai: 361002E120 - Valeo: 495117 | FS14B2 | 1195411

**EQUIVALENTE / Equivalent**

Valeo: 501492

**1790**IMPULSOR DE PARTIDA DO MOTOR DE ARRANQUE  
STARTER DRIVE / IMPULSOR DE PARTIDA

FOTO / Photo pg. 185

## APLICAÇÃO / Application / Aplicación

Fiat: Ducato 2.3 Multijet Diesel | Ducato 110 | Ducato 120 | Ducato 130 | Ducato 150 - Peugeot: Boxer

## MOTOR

Bosch: 0001115078 | 0001115079

## EQUIVALENTE / Equivalent

Bosch: 1006209834 | 1006209864 - Cargo: 333355

**1791**IMPULSOR DE PARTIDA DO MOTOR DE ARRANQUE  
STARTER DRIVE / IMPULSOR DE PARTIDA

FOTO / Photo pg. 185

## APLICAÇÃO / Application / Aplicación

Ford: New Fiesta | Nova Ecosport 2013

## MOTOR

Ford: CN1511000CA - Valeo: FS10B2

## EQUIVALENTE / Equivalent

Valeo: 1202517

**1794**IMPULSOR DE PARTIDA DO MOTOR DE ARRANQUE  
STARTER DRIVE / IMPULSOR DE PARTIDA

FOTO / Photo pg. 185

## APLICAÇÃO / Application / Aplicación

Hyundai: H100 2.5 Diesel | HR 2.5 Diesel | Porter | Starex - Kia: Bongo | Sorento

## MOTOR

Hyundai: 361004A100 | 361004A150 - Remy: 8000534 | 8000837

## EQUIVALENTE / Equivalent

Hyundai: 361454A100

**1797**IMPULSOR DE PARTIDA DO MOTOR DE ARRANQUE  
STARTER DRIVE / IMPULSOR DE PARTIDA

FOTO / Photo pg. 185

## APLICAÇÃO / Application / Aplicación

Especial/Special: Maruti

**1799**IMPULSOR DE PARTIDA DO MOTOR DE ARRANQUE  
STARTER DRIVE / IMPULSOR DE PARTIDA

FOTO / Photo pg. 185

## APLICAÇÃO / Application / Aplicación

Mahindra: Xylo

## MOTOR

Lucas TVS: 26024256A

## EQUIVALENTE / Equivalent

Lucas TVS: 26242763

**1800**IMPULSOR DE PARTIDA DO MOTOR DE ARRANQUE  
STARTER DRIVE / IMPULSOR DE PARTIDA

FOTO / Photo pg. 185

## APLICAÇÃO / Application / Aplicación

Hyundai: Azera | Entourage GLS Mini Passenger Van 4-Door | Genesis Coupe | Genesis Sedan 4-Door 3.8 | Santa Fé | Sonata GLS Sedan 4-Door | Veracruz - Kia: Amanti | Borrego | Forte Koup | Magentis | Optima | Rondo | Sorento

## MOTOR

Hyundai: 3610025020 | 361002CC00 | 361003C150 - Remy: 8000169 | 8000300 | 8000340

## EQUIVALENTE / Equivalent

Hyundai: 3614525010

**1801**IMPULSOR DE PARTIDA DO MOTOR DE ARRANQUE  
STARTER DRIVE / IMPULSOR DE PARTIDA

FOTO / Photo pg. 185

## APLICAÇÃO / Application / Aplicación

Dacia: Logan 1.4, 1.6, 16V | Sandero 1.4, 1.6 - Renault: Clío II 1.4, 1.6 16V | Kangoo 1.6, 16V | Megane I 1.4

## MOTOR

Mitsubishi: M0T45071 | M0T45171 | M0T45371

**1801**IMPULSOR DE PARTIDA DO MOTOR DE ARRANQUE  
STARTER DRIVE / IMPULSOR DE PARTIDA

FOTO / Photo pg. 185

EQUIVALENTE / Equivalent

Dacia: 6001547546 - Mitsubishi: M191X243BT

**1803**IMPULSOR DE PARTIDA DO MOTOR DE ARRANQUE  
STARTER DRIVE / IMPULSOR DE PARTIDA

FOTO / Photo pg. 186

APLICAÇÃO / Application / Aplicación

Seat: Mii 1.0 2012... - Skoda: Citigo 1.0 2012... - Volkswagen: Fox 1.0 (motor 3 cilindros) | Golf VII 1.2 TSI 2013... | Polo 2.0R WRC 2013... | Up! 1.0 2012...

MOTOR

Bosch: 0001177000 | 0001177001 | 0001177006 | 0001177007 | 0001177008 | 0001177009 | 0001179500 | 0001179501 - Volkswagen: 02M911021H | 02M911024Q | 02M911024R

EQUIVALENTE / Equivalent

Bosch: 1006210271

**1807**IMPULSOR DE PARTIDA DO MOTOR DE ARRANQUE  
STARTER DRIVE / IMPULSOR DE PARTIDA

FOTO / Photo pg. 186

APLICAÇÃO / Application / Aplicación

Ford: Ranger 2.2 e 3.2 2012...

MOTOR

Ford: AB3911000AA | AB3911000BA - Mitsubishi: M002T85971ZT | M002T86071ZT

EQUIVALENTE / Equivalent

Mitsubishi: M191T96571

**1808**IMPULSOR DE PARTIDA DO MOTOR DE ARRANQUE  
STARTER DRIVE / IMPULSOR DE PARTIDA

FOTO / Photo pg. 186

APLICAÇÃO / Application / Aplicación

Mercedes Benz: Actros 1832, 1836, 1841, 1844 | Actros 1846, 1850, 1851, 1854, 1858 | Actros 2632, 2636, 2641, 2644 | Actros 2646, 2650, 2651, 2654, 2655 e 2658 | Axor 2006 e 3344 - Renault: FR1 - Iliade FRH - GTX - GTXE - RTX - TX | Iliade GT - GTC - GTE | Magnum AE | Manager | Maxter - ZEN: Utiliza Pinhão ZEN 12967

MOTOR

Mitsubishi: M9T80071 | M9T80472 | M9T80473 | M9T82071 | M9T82479 | M9T83671

EQUIVALENTE / Equivalent

Mitsubishi: M191T90271

**1812**IMPULSOR DE PARTIDA DO MOTOR DE ARRANQUE  
STARTER DRIVE / IMPULSOR DE PARTIDA

FOTO / Photo pg. 186

APLICAÇÃO / Application / Aplicación

Citroën: Berlingo 1.6 HDi | C1, C2, C3 1.4 HDi e 1.6 HDi | C4 1.6 16V Bio flex e 1.6 HDi | C5 1.6 HDi e 2.2 HDi | Picasso 1.6 16V Bio Flex e 1.6 HDi | Xsara Picasso 1.6 HDi  
Peugeot: 107, 1007, 206, 207, 307 e 308 1.4 e 1.6 HDi | 3008, 407 e 5008 1.6 HDi | Partner 1.6 HDi | Ranch 1.6 HDi - Toyota: Ayco 1.4 D

MOTOR

Valeo: D7G3 | D7G26 | 438166 | 438189 | 458185 | 458237 | TS18E13 | TS14E110

EQUIVALENTE / Equivalent

Cargo: 234819 - Valeo: 192929 | 194213 | 594631

**1813**IMPULSOR DE PARTIDA DO MOTOR DE ARRANQUE  
STARTER DRIVE / IMPULSOR DE PARTIDA

FOTO / Photo pg. 186

APLICAÇÃO / Application / Aplicación

Toyota: Corolla | Crown | Fortuner | Hiace | Hilux | Kijang Innova | Land Cruiser Prado

MOTOR

Nippondenso: 2810022040 | 4280000670 | 4280000680 | 4280001760 | 4280003370 | 4280003371 | 4280003372 | 4280004550 - Toyota: 281000D090 | 2810075190

EQUIVALENTE / Equivalent

Toyota: 2802173020

**1814**IMPULSOR DE PARTIDA DO MOTOR DE ARRANQUE  
STARTER DRIVE / IMPULSOR DE PARTIDA

FOTO / Photo pg. 186

**APLICAÇÃO / Application / Aplicación**

Audi: A3 1900 BLS BKC BXE 2003...2009 | A3 Convertible (8P7) Eng. BLS 1.9 TDI 77kw BLS 2008...2009 - Seat: Altea (5P1) Eng BJB BKC BLS BXE 1.9 TDI 77kw BJB BKC BLS BXE 2004 | Altea (5P1) Eng BXF 1.9 TDI 66kw BXF 2009 | Altea (5P5 - 5P8) Eng BKC BLS BXE 1.9 TDI 77kw BKC BLS BXE 2006 | Altea (5P5 - 5P8) Eng BXF 1.9 TDI 66kw BXF 2009 | Altea (5P5 - 5P8) Eng. 1.9 TDI 4x4 77kw 2009...2010 | Altea 1896ccm BJB 1.9 TDI 2004...2015 | Altea 1896ccm BKC 1.9 TDI 2004...2015 | Altea XL 1896ccm BLS 1.9 TDI 2006...2015 | Altea XL 1896ccm BXE 1.9 TDI 2006...2015 | Altea XL 1968ccm BKD 2.0TDI 2006...2010 | Altea XL 1968ccm BMM 2.0TDI 2006...2010 | Altea XL 1968ccm BMM 2.0TDI 2006...2010 - Volkswagen: California 1896ccm AXB 1.9 TDI 2003...2009 | California 1896ccm AXC 1.9 TDI 2003...2009 | California 1896ccm BRR 1.9 TDI 2006...2009 | California 1896ccm BRS 1.9 TDI 2006...2009 | Transporter 1900 2003...2008

**MOTOR**

Bosch: 0001123012 | 0001123013 | 0001123018 | 0001123019 | 0001124001 | 0001124002 | 0001124005 | 0001124006 | 0001125001 | 0001125007 | 0001125008 | 0001125011 | 0001125012 | 0001125013 - Magneti Marelli: 063521230120 | 944280203000 - Magneton: 915109A

**EQUIVALENTE / Equivalent**

Bosch: 1006209621 | 1006209648 | 1006209786 | 1006209880 | 1006209962 - Cargo: 239967

**1815**IMPULSOR DE PARTIDA DO MOTOR DE ARRANQUE  
STARTER DRIVE / IMPULSOR DE PARTIDA

FOTO / Photo pg. 186

**APLICAÇÃO / Application / Aplicación**

Iveco: Daily 2008

**MOTOR**

Bosch: F000AL0143 - Iveco: 5801405959

**EQUIVALENTE / Equivalent**

Bosch: F000AL2813

**1816**IMPULSOR DE PARTIDA DO MOTOR DE ARRANQUE  
STARTER DRIVE / IMPULSOR DE PARTIDA

FOTO / Photo pg. 186

**APLICAÇÃO / Application / Aplicación**

Toyota: Etios Diesel

**EQUIVALENTE / Equivalent**

Nippondenso: 280210N080

**1820**IMPULSOR DE PARTIDA DO MOTOR DE ARRANQUE  
STARTER DRIVE / IMPULSOR DE PARTIDA

FOTO / Photo pg. 186

**APLICAÇÃO / Application / Aplicación**

Ford: Focus I 1400 Zetec S 1998...2005 | Focus I 1600 Zetec S 1998...2005

**MOTOR**

Ford: 98AB11000BB | 98AB11000BC | 98AB11000BD | 98AB11000CB | 98AB11000CC | 98AB11000CD | YS4U11000AA | YS4U11000AB | YS4U11000BA

**1822**IMPULSOR DE PARTIDA DO MOTOR DE ARRANQUE  
STARTER DRIVE / IMPULSOR DE PARTIDA

FOTO / Photo pg. 186

**APLICAÇÃO / Application / Aplicación**

Citroën: Berlingo | C2 | C3 | C4 | C5 | DS3 | XSara - Peugeot: 206 | 207 | 208 | 304 | 407 - Renault: 19 | Clío | Espace | Kangoo | Laguna | Megane | Rapid Box | Scenic | Thalia | Traffic Box

**MOTOR**

Valeo: D6RA101 | D6RA104 | D6RA105 | D6RA110 | D6RA115

**EQUIVALENTE / Equivalent**

Valeo: 188595 | 191448 | 594382

**1823**IMPULSOR DE PARTIDA DO MOTOR DE ARRANQUE  
STARTER DRIVE / IMPULSOR DE PARTIDA

FOTO / Photo pg. 186

**APLICAÇÃO / Application / Aplicación**

Audi: A3 1.9 TDI, 2.0 TDI, 3.2 V6 quattro - Seat: Altea 1.9 TDI, 2.0 TDI - Volkswagen: Caddy III 2.0 SDI | Golf IV 1.9 TDI e 2.0 TDI | Golf IV 3.2 R32 4Motion | Golf V Touran 1.9 TDI e 2.0 TDI | Multivan 3.2 V6 4Motion | Transporter 1.9 TDI

**MOTOR**

Bosch: 0001123014 | 0001123015 | 0001123016 | 0001123017 | 0001123020 | 0001123021

**EQUIVALENTE / Equivalent**

Bosch: 1006209785 | 1006209961

1824

IMPULSOR DE PARTIDA DO MOTOR DE ARRANQUE  
STARTER DRIVE / IMPULSOR DE PARTIDA

FOTO / Photo pg. 186

## APLICAÇÃO / Application / Aplicación

Audi: A1 1.6 TDI START/STOP | A3 1.6 TDI START/STOP - Skoda: Fabia 1.2 TDI e 1.6 TDI START/STOP | Roomster 1.2 TDI e 1.6 TDI START/STOP | Superb 1.6 TDI START/STOP - Volkswagen: Caddy III 1.6 TDI START/STOP | Crafter 2.0 TDI START/STOP | Golf VI 1.6 TDI START/STOP | Passat 1.6 TDI e 2.0 TDI START/STOP | Polo 1.2 TDI e 1.6 TDI START/STOP | Touran 1.6 TDI START/STOP

## MOTOR

Valeo: ESW20ER121

## EQUIVALENTE / Equivalent

Valeo: 198159

1825

IMPULSOR DE PARTIDA DO MOTOR DE ARRANQUE  
STARTER DRIVE / IMPULSOR DE PARTIDA

FOTO / Photo pg. 186

## APLICAÇÃO / Application / Aplicación

Ford: Ka 2014... | Ka +

## MOTOR

Ford: E3B511000AA | EB3511000AA - Valeo: TSC10B1

## EQUIVALENTE / Equivalent

Valeo: 501495 | 1204813

1826

IMPULSOR DE PARTIDA DO MOTOR DE ARRANQUE  
STARTER DRIVE / IMPULSOR DE PARTIDA

FOTO / Photo pg. 186

## APLICAÇÃO / Application / Aplicación

Audi: A1 1.2 TFSI - 1.4 TFSI START/STOP | A1 1.6 TDI - 2.0 TDI START/STOP | A3 1.2 TFSI - 1.4 TFSI START/STOP | A3 1.6 TDI - 2.0 TDI START/STOP - Seat: Altea - XL 1.2 TSI - 1.4 TSI START/STOP | Altea - XL 1.6 TDI - 2.0 TDI START/STOP | Ibiza V 1.2 TDI - 1.6 TDI START/STOP | Ibiza V 1.2 TSI - 1.4 TSI START/STOP | Leon 1.4 TSI START/STOP | Leon 1.6 TDI - 2.0 TDI START/STOP | Toledo IV 1.2 TSI START/STOP | Toledo IV 1.6 TDI START/STOP - Skoda: Fabia 1.2 12V - TSI START/STOP | Fabia 1.2 TDI - 1.6 TDI START/STOP | Octavia 1.2 TSI START/STOP | Octavia 1.6 TDI - 4x4 - 2.0 TDI - 4x4 START/STOP | Rapid 1.2 TSI START/STOP | Rapid 1.6 TDI START/STOP | Roomster 1.2 TDI - 1.6 TDI START/STOP | Roomster 1.2 TSI START/STOP | Superb 1.6 TDI START/STOP | Yeti 1.4 TSI START/STOP | Yeti 1.6 TDI START/STOP - Volkswagen: Caddy III 1.6 TDI START/STOP | CC 1.8 TSI START/STOP | EOS 1.4 TSI START/STOP | Golf VI 1.2 TFSI - 1.4 TSI START/STOP | Golf VI 1.6 TDI - 4motion START/STOP | Jetta IV 1.2 TSI - 1.6 TDI START/STOP | Multivan V 2.0 TDI START/STOP | Passat 1.4 TSI - Eco/MultiFuel START/STOP | Passat 1.6 TDI - 2.0 TDI START/STOP | Passat 1.8 TSI - ALLTRACK START/STOP | Polo 1.2 - TSI - 1.4 TSI START/STOP | Polo 1.2 - TSI START/STOP | Polo 1.2 TDI - 1.4 TDI - 1.6 TDI START/STOP | Scirocco 1.4 TSI START/STOP | Touran 1.6 TDI START/STOP | Transporter V 2.0 TDI START/STOP

## MOTOR

Bosch: 0001142001 | 0001142003 | 0001142005 | 0001153001 | 0001153007 | 0001153009 | 0001153015 | 0399703052

## EQUIVALENTE / Equivalent

Bosch: 1006210172 | 1006210905

1827

IMPULSOR DE PARTIDA DO MOTOR DE ARRANQUE  
STARTER DRIVE / IMPULSOR DE PARTIDA

FOTO / Photo pg. 186

## APLICAÇÃO / Application / Aplicación

Daihatsu: Light Trucks 2.5L DSL 1979...1993 | Light Trucks 2.8L DSL 6T - 6.9T 1979...1993 - Fair: 742 9D - 130 1980 - General Motors/Chevrolet: 7000 FWD Control 6 Cil. 1985...1992 | 8500 FWD Control 6 Cil. 1985...1992 - Hino: IW 1986...1994 | W04D 1983...1992 - ZEN: Utiliza Pinhão ZEN 9301



1827

IMPULSOR DE PARTIDA DO MOTOR DE ARRANQUE  
STARTER DRIVE / IMPULSOR DE PARTIDA

FOTO / Photo pg. 186

## MOTOR

Daihatsu: 2810047050 | 2810047051 | 2810087314 | 281008731A | 2810087601 - Denso: 280000972 | 280004800 | 280005300 | 280005301 | 280005490 | 280005510 | 280005511 | 280005520 | 280005530 | 280005531 | 280005532 | 280005541 | 280005542 | 280005543 | 280005550 | 280005551 | 280005552 | 280005553 | 280005560 | 280005561 | 280005570 | 280005571 | 280005580 | 280005581 | 280005582 | 280005593 | 280005620 | 280005651 | 280005652 | 280005690 | 280005691 | 280005692 | 280005693 | 280005832 | 280005833 | 280005834 | 280005835 | 280005850 | 280005860 | 280005861 | 280005862 | 280005863 | 280005864 | 280005870 | 280005871 | 280005890 | 280005891 | 280006010 | 280006012 | 280006013 | 280006021 | 280006022 | 280006200 | 280006201 | 280006290 | 280006291 | 280006292 | 280006340 | 280006341 | 280006461 | 280006560 | 280006561 | 280006590 | 280006591 | 280006640 | 280006870 | 280006871 | 280006872 | 280006880 | 280006881 | 280006882 | 280006890 | 280006891 | 280006892 | 280006893 | 280006900 | 280006901 | 280006910 | 280006911 | 280006912 | 280006950 | 280006951 | 280007140 | 280007240 | 280007241 | 280007242 | 280007400 | 280007451 | 280007452 | 280007810 | 280007811 | 280008070 | 280008071 | 280008072 | 280008400 | 280008490 | 280008491 | 280008500 | 280008501 | 280008561 | 280008562 | 280008840 | 280008841 | 280008842 | 280009331 | 280009332 | 280009333 | 280009770 | 281001442 | 283004551 | 283005090 | 1280000380 | 1280000381 | 1280000382 | 1280000383 | 1280000490 | 1280000520 | 1280000530 | 1280000531 | 1280000532 | 1280000972 | 1280000973 | 1280001000 | 1280001001 | 1280001010 | 1280001011 | 1280001561 | 1280001570 | 1280001571 | 1280001572 | 1280001573 | 1280001574 | 1280001580 | 1280001581 | 1280001582 | 1280001583 | 1280001584 | 1280001585 | 1280001790 | 1280002450 | 1280002470 | 1280002740 | 1280003080 | 1280003082 | 1280003512 | 1280003513 | 1280003514 | 1280004100 | 1280004101 | 1280004111 | 1280004112 | 1280004250 | 1280005090 | 1280005091 | 1280005300 | 1280005380 | 1280005381 | 1280005382 | 1280006170 | 1280006171 | 1280006172 | 1280006173 | 1280006180 | 1280006181 | 1280006182 | 1280006183 | 1280006184 | 1280006330 | 1280006810 | 1280006811 | 1280006812 | 1280006822 | 1280006823 | 1280006830 | 1280006831 | 1280006832 | 1280006833 | 1280006910 | 1280006911 | 1280006920 | 1280006921 | 1280007280 | 1280007281 | 1280007282 | 1280007283 | 1280007290 | 1280007291 | 1280007292 | 1280007293 | 1280007294 | 1280007360 | 1280007361 | 1280007362 | 1280007363 | 1280007600 | 1280007601 | 1280007602 | 1280007603 | 1280007604 | 1280007750 | 1280007920 | 1280007921 | 1280007922 | 1280007923 | 1280007932 | 1280007933 | 1280008061 | 1280008063 | 1280008064 | 1280009580 | 1280009581 | 1280009582 | 2280000270 | 2280000281 | 2280000282 | 2280000291 | 2280000292 | 2280000350 | 2280000351 | 2280000570 | 2280000571 | 2280000572 | 2280000573 | 2280000574 | 2280000575 | 2280001440 | 2280001590 | 2280001591 | 2280001661 | 2280001671 | 2280001790 | 2280001791 | 2280002110 | 2280002111 | 2280002470 | 2280002660 | 2280002800 | 2280003070 | 2280003080 | 2280003090 | 2280003100 | 2280003230 | 2280003710 | 2280003720 | 2280004240 | 2280005811 | 2280005830 | 2280006530 | 2280006572 | 2280007870 | 2280008470 | 2280009020 | 2280009050 | 2280009760 | 281001562A Hino: 281001961 | 281001561A | 281001562A | 281001562B | 281001930A | 281001931A | 281001960A | 281001961A | 281001961B - Isuzu: 1811001410 | 5811240040 Kubota: 1418263011 | 1418263012 | 1418263041 - Toyota: 2801154010 | 2801177090 | 2810022060 | 2810022061 | 2810031625 | 2810032080 | 2810040290 | 2810040291 | 2810040510 | 2810042800 | 2810046030 | 2810046040 | 2810047030 | 2810047060 | 2810047090 | 2810047091 | 2810048011 | 2810054010 | 2810054023 | 2810054032 | 2810054042 | 2810054052 | 2810054061 | 2810054090 | 2810054120 | 2810054130 | 2810054140 | 2810054160 | 2810054190 | 2810054210 | 2810054220 | 2810054250 | 2810054300 | 2810054320 | 2810054370 | 2810054390 | 2810054430 | 2810054470 | 2810056030 | 2810056060 | 2810056070 | 2810056071 | 2810056100 | 2810056101 | 2810056110 | 2810056111 | 2810056120 | 2810056131 | 2810056132 | 2810056140 | 2810056150 | 2810056151 | 2810056161 | 2810056171 | 2810056180 | 2810056181 | 2810056220 | 2810056221 | 2810056222 | 2810056240 | 2810056241 | 2810056242 | 2810056260 | 2810056270 | 2810056281 | 2810056290 | 2810056320 | 2810056330 | 2810056340 | 2810064010 | 2810064070 | 2810064080 | 2810064090 | 2810064100 | 2810077090 | 2810078502 | 2810087601 | 2810096502 | 2830023040 | 2830023041 | 2830031960 | 2810047090C | 281002206171F - Volvo: 420760 | 1676822 | 8192262

## EQUIVALENTE / Equivalent

Daihatsu: 2801154010 - Denso: 0253001730 | 0283001730 | 0283002011 | 0283002012 | 0283002070 | 0283004170 | 0283004550 | 0283004551 | 0283005090 | 0283005091 - Isuzu: 5811240040 - Kubota: 1418263041 - Toyota: 2801154010 | 2801177090 - Unipoint: SD5070 | SD5072

1830

IMPULSOR DE PARTIDA DO MOTOR DE ARRANQUE  
STARTER DRIVE / IMPULSOR DE PARTIDA

FOTO / Photo pg. 186

## APLICAÇÃO / Application / Aplicación

Toyota: Coaster | HDB50 | HDB51 | HZB40 | Land Cruiser 4.20 D (HZJ80) 1990...1995 | Land Cruiser 4.20 TD (HDJ80) 1990...1995

## MOTOR

Denso: 280006460 | 280006462 | 280006463 | 1280008620 | 1280008621 | 2280001600 | 2280001601 | 2280001610 | 2280001611 | 2280002030 | 2280002031 | 2280005980 | 2280005981 | 2280005990 - Toyota: 2810017080

## EQUIVALENTE / Equivalent

Denso: 0534004731 | 1280995160 - Toyota: 2801117020 - Unipoint: SD5074

1838

IMPULSOR DE PARTIDA DO MOTOR DE ARRANQUE  
STARTER DRIVE / IMPULSOR DE PARTIDA

FOTO / Photo pg. 187

## APLICAÇÃO / Application / Aplicación

Nissan: Primastar | Qashqai | Xtrai 2.0 DCI | Opel: Movano 2.3 CDTI | Vivaro 2.0 CDTI - Renault: Espace | Koleos | Laguna II, III 2.0 DCI | Master III 2.0 DCI | Megane | Scenic II, III | Trafic II 2.0 DCI | Vel Satis 2.0 DCI

## MOTOR

Mitsubishi: M1T80681 - Nissan: 2330000Q0D | 23300JG70A | 233003400A9 - Renault: 233002654R | 8200568535 | 8201036311 | 233003400A9 - Valeo: TS2232 | TS22E5 | TS22E8 | TS22E9 | TS22E5B

## EQUIVALENTE / Equivalent

Valeo: 193013 | 195353 | 594717

1839

IMPULSOR DE PARTIDA DO MOTOR DE ARRANQUE  
STARTER DRIVE / IMPULSOR DE PARTIDA

FOTO / Photo pg. 187

## APLICAÇÃO / Application / Aplicación

Mitsubishi: Carisma 1.6 e 1.8 - Nissan: Bluebird 1.8 | Prairie 2.0

1839

IMPULSOR DE PARTIDA DO MOTOR DE ARRANQUE  
STARTER DRIVE / IMPULSOR DE PARTIDA

FOTO / Photo pg. 187

## MOTOR

Valeo: D6RA76 | D6RA77 | D6RA78 | D6RA79

## EQUIVALENTE / Equivalent

Mitsubishi: MD620980 - Valeo: 187077 | 594247

1841

IMPULSOR DE PARTIDA DO MOTOR DE ARRANQUE  
STARTER DRIVE / IMPULSOR DE PARTIDA

FOTO / Photo pg. 187

## APLICAÇÃO / Application / Aplicación

Toyota: Fortuner | Hilux

## MOTOR

General Motors/Chevrolet: 88969483 - Nippondenso: 286005360 | 4280000340 | 4280000341 | 4280001311 - Toyota: 2802121060 | 281000D080 | 2810022090 | 281000D08084

## EQUIVALENTE / Equivalent

Nippondenso: 0283009541

1847

IMPULSOR DE PARTIDA DO MOTOR DE ARRANQUE  
STARTER DRIVE / IMPULSOR DE PARTIDA

FOTO / Photo pg. 187

## APLICAÇÃO / Application / Aplicación

Hyundai: Tucson - Kia: New Pride | Rio

## EQUIVALENTE / Equivalent

Valeo: 3610026710

1848

IMPULSOR DE PARTIDA DO MOTOR DE ARRANQUE  
STARTER DRIVE / IMPULSOR DE PARTIDA

FOTO / Photo pg. 187

## APLICAÇÃO / Application / Aplicación

General Motors/Chevrolet: Sail

## MOTOR

General Motors/Chevrolet: 9025295 - Valeo: TS14E15

1849

IMPULSOR DE PARTIDA DO MOTOR DE ARRANQUE  
STARTER DRIVE / IMPULSOR DE PARTIDA

FOTO / Photo pg. 187

## APLICAÇÃO / Application / Aplicación

Acura: CSX L4 2.0L 1998cc 122cid 2006...2008 | TSX L4 2.4L 2354cc 2004...2005 - Honda: Accord L4 2.4L 2354cc 2003...2005 | Accord L4 2.4L 2354cc 144cid 2004...2005 | Civic L4 2.0L 1998cc 122cid 2006...2011 | Element L4 2.4L 2354cc 2003...2006 | Element L4 2.4L 2354cc 2007...2008 | Odyssey 2.3L NonTurbo Gas (F23Z4) 2002 | Odyssey 2.4L NonTurbo Gas (K24A6) 2005...2006

## MOTOR

Honda: 31200RAA43 | 31200RAAA51 | 31200RAAA52 | 31200RNAA50 | 31200RNAA51 | 31200RAAA51RM - Lester: 17870 | 17958 | 17960 - Mitsuba: M61209 | SM61209 | SM71001 | SM71002

## EQUIVALENTE / Equivalent

Mitsuba: 5485502 | SH07118

1855

IMPULSOR DE PARTIDA DO MOTOR DE ARRANQUE  
STARTER DRIVE / IMPULSOR DE PARTIDA

FOTO / Photo pg. 187

## APLICAÇÃO / Application / Aplicación

Mahindra: Bolero 2.5 | CL 500 2.5 | Commander 2.5 | DI 32000 2.5 | Major 2.5 | Marshal 2.5 | Maxx 2.5 | Savari 2.5 | Tourister 2.5

## MOTOR

Bosch: F002G20348 | F002G20582 | F002G20932

## EQUIVALENTE / Equivalent

Bosch: F002G20349

1856

IMPULSOR DE PARTIDA DO MOTOR DE ARRANQUE  
STARTER DRIVE / IMPULSOR DE PARTIDA

FOTO / Photo pg. 187

## APLICAÇÃO / Application / Aplicación

Audi: A3 1.9 TDI - 2.0 TDI - 3.2 V6 quattro | TT 1.8 T - 3.2 V6 quattro - Seat: Altea XL 1.9 TDI - 2.0 TDI - 4x4 | Leon 1.9 TDI - 2.0 TDI - 16V | Toledo III 1.9 TDI - 2.0 TDI - 16V  
Skoda: Octavia 2.0 TDI 16V - RS | Superb 2.0 TDI - 16V - 4x4 - Volkswagen: Caddy III 1.9TDI | Eos 2.0 TFSI - 2.0 TDI 16V - 3.2 V6 | Golf IV - V 3.2 R32 4motion | Golf V - VI 1.9 TDI - 2.0 TDI - 16V - 4motion | Jetta III 1.4 TSI - 1.9 TDI - 2.0 TDI - 16V | New Beattie 1.9 TDI | Passat 3.2 FSI - 3.6 R36 4motion | Passat CC 1.9TDI - 2.0TDI - 16V - 4motion | Scirocco 2.0 TDI | Touran 1.9 TDI - 2.0 TDI - 16V

1856

IMPULSOR DE PARTIDA DO MOTOR DE ARRANQUE  
STARTER DRIVE / IMPULSOR DE PARTIDA

FOTO / Photo pg. 187

## MOTOR

Bosch: 0001123036 | 0001123038 | 0001123039 | 0001123044 - Volkswagen: 02M911024

## EQUIVALENTE / Equivalent

Bosch: 1006209847 | 1006210217

1857

IMPULSOR DE PARTIDA DO MOTOR DE ARRANQUE  
STARTER DRIVE / IMPULSOR DE PARTIDA

FOTO / Photo pg. 187

## APLICAÇÃO / Application / Aplicación

Toyota: Avenir

## MOTOR

Nippondenso: 4280000720 - Toyota: 281000G020

1861

IMPULSOR DE PARTIDA DO MOTOR DE ARRANQUE  
STARTER DRIVE / IMPULSOR DE PARTIDA

FOTO / Photo pg. 187

## APLICAÇÃO / Application / Aplicación

Isuzu: Campo 2.5 Diesel | Industrial | Marinha | Trooper 2.8 Diesel - Opel: Campo 3.1 Diesel Turbo | Frontera A 2.8 Diesel Turbo | Monterey A 3.1 Diesel Turbo

## MOTOR

Hitachi: S1403 | S13111 | S13112 | S13113 | S13114 | 8944104090 | 8944179250 | 8944339120 | 8944604170

## EQUIVALENTE / Equivalent

Cargo: 137277 - Hitachi: 21401500 | 213025005 | 214015003 - Isuzu: 8944355630 | 8970475470

1862

IMPULSOR DE PARTIDA DO MOTOR DE ARRANQUE  
STARTER DRIVE / IMPULSOR DE PARTIDA

FOTO / Photo pg. 187

## APLICAÇÃO / Application / Aplicación

Nissan: 27 NHR | Cabstar 2.3 Diesel F22 | Cabstar 2.5 Diesel F22 | King Van 2.3 Diesel E24 | King Van 2.5 Diesel E24 | Navara 2.5 Diesel | TD 27 | Terrano 2.7 Diesel | Terrano 2.70 TDi 4WD | Urban 2.3 D | Urban 2.5 D

## MOTOR

Hitachi: S13106 | S13126 | S13106B - Nissan: 2330010T01 | 2330010T02 | 233001W400 | 2330045N50 | 2330045N51 | 233006K200 | 233006T000 | 233006T001 | 233007F400 | 2330080G00 | 2330080G01 | 23300Q2403 | 23300Q2404 | 23300Q2405 | 23300Q2406

## EQUIVALENTE / Equivalent

Cargo: 135718 - Hitachi: 213015005 | 213015505 | 213095007 - Nissan: 2331243G00

1863

IMPULSOR DE PARTIDA DO MOTOR DE ARRANQUE  
STARTER DRIVE / IMPULSOR DE PARTIDA

FOTO / Photo pg. 187

## APLICAÇÃO / Application / Aplicación

Acura: Legend 3.2 C32A2 | SLX 3.2 6VD1 | SLX 3.5 6VE1 - Isuzu: Trooper 3.2 LS, LTD, RS | Trooper 3.5 | Vehicross 3.5 - ZEN: Utiliza pinhão ZEN 10049

## MOTOR

Nippon: 1280009700 | 1280009701 | 2280000810 | 2280002050 | 2280002051 | 2280002260 | 2280002261 | 2280003990 | 2280003991 | 2280003992 | 2280006420 | 2280006421 | 2280007200 | 2280007201

## EQUIVALENTE / Equivalent

Nippon: 0283007610 | 0283007680 | 0283007860 | 0283008100

1864

IMPULSOR DE PARTIDA DO MOTOR DE ARRANQUE  
STARTER DRIVE / IMPULSOR DE PARTIDA

FOTO / Photo pg. 187

## APLICAÇÃO / Application / Aplicación

Acura: Integra 1.8

## MOTOR

Nippon: 2280000220

## EQUIVALENTE / Equivalent

Nippon: 0283007670

1871

IMPULSOR DE PARTIDA DO MOTOR DE ARRANQUE  
STARTER DRIVE / IMPULSOR DE PARTIDA

FOTO / Photo pg. 187

## APLICAÇÃO / Application / Aplicación

Ford: EcoSport | Edge | Fiesta | Focus 2010... | Fusion | Taurus

**1871**IMPULSOR DE PARTIDA DO MOTOR DE ARRANQUE  
STARTER DRIVE / IMPULSOR DE PARTIDA

FOTO / Photo pg. 187

**MOTOR**

Ford: 6S4T11000AA | 8S4T11000AA | BB5T11000AA | DU2Z11V002BRM | DU2Z11V002DRM | 6S4Z11V002AARM | DU2Z11V002FARM - Motorcraft: SA934 | SA999RM | SA1057RM

**EQUIVALENTE / Equivalent**

Arrowhead: SFD5027

**1872**IMPULSOR DE PARTIDA DO MOTOR DE ARRANQUE  
STARTER DRIVE / IMPULSOR DE PARTIDA

FOTO / Photo pg. 187

**APLICAÇÃO / Application / Aplicación**

Kia: Bongo

**MOTOR**

Valeo: 361004A200

**EQUIVALENTE / Equivalent**

Valeo: 3F25B

**1873**IMPULSOR DE PARTIDA DO MOTOR DE ARRANQUE  
STARTER DRIVE / IMPULSOR DE PARTIDA

FOTO / Photo pg. 187

**APLICAÇÃO / Application / Aplicación**

General Motors/Chevrolet: N107 | N108 | N109 | N200 | N300 | N300P

**MOTOR**

Valeo: D6GC211

**EQUIVALENTE / Equivalent**

General Motors/Chevrolet: 24538276

**1875**IMPULSOR DE PARTIDA DO MOTOR DE ARRANQUE  
STARTER DRIVE / IMPULSOR DE PARTIDA

FOTO / Photo pg. 188

**APLICAÇÃO / Application / Aplicación**

Toyota: Corolla 2.0 2015

**MOTOR**

Bosch: F000C60299 | F000C60300

**EQUIVALENTE / Equivalent**

Bosch: 1006212003 | F000C61002 - Toyota: 280110T310

**1876**IMPULSOR DE PARTIDA DO MOTOR DE ARRANQUE  
STARTER DRIVE / IMPULSOR DE PARTIDA

FOTO / Photo pg. 188

**APLICAÇÃO / Application / Aplicación**

Mazda: 3 L4 2.5 L 2014...2016 | 6 L4 2.5 L 2014...2016 | CX5 L4 2.5 L 2014...2016 - Nissan: Altima V6 3.5L 2004...2007 | Maxima V6 3.5L 2004...2006 | Quest V6 3.5L 2004...2009

**MOTOR**

Mazda: PE0118400 | PE0718400 | PY0118400 - Mitsubishi: M000T20771 | M000T34171 | M000T39671 | M000T20771ZC | M000T20777ZC - Nissan: 233008Y000 | 233008Y00A

**EQUIVALENTE / Equivalent**

Lester: 11713 | 17872 | 19195 | 19981 - Mitsubishi: 6Z12 | 40571

**1877**IMPULSOR DE PARTIDA DO MOTOR DE ARRANQUE  
STARTER DRIVE / IMPULSOR DE PARTIDA

FOTO / Photo pg. 188

**APLICAÇÃO / Application / Aplicación**

Fiat: Doblo 2010... | Grand Siena 2012 | Mobi 2017... | Palio 2008...2012 | Palio Weekend 2013... | Punto 2008...2012 | Siena 2013...2017 | Strada 2013... | Uno 2011...2016 - Jeep: Renegade

**MOTOR**

Denso: 4280009391 | 4280009500 | BC4280009391 | BC4280009500 - Fiat: 51911199 | 51911200

**1879**IMPULSOR DE PARTIDA DO MOTOR DE ARRANQUE  
STARTER DRIVE / IMPULSOR DE PARTIDA

FOTO / Photo pg. 188

**APLICAÇÃO / Application / Aplicación**

Fiat: Idea 2011...2016 | Mobi Fire 2015 | Palio Fire 2015 | Strada 2013... | Uno Fire 2015...

1879

IMPULSOR DE PARTIDA DO MOTOR DE ARRANQUE  
STARTER DRIVE / IMPULSOR DE PARTIDA

FOTO / Photo pg. 188

## MOTOR

Bosch: F000C60001 | F000C60004 - Fiat: 51997820 - Honda: 31200RAAA53

## EQUIVALENTE / Equivalent

Bosch: 1006212003 | 1006485017

1882

IMPULSOR DE PARTIDA DO MOTOR DE ARRANQUE  
STARTER DRIVE / IMPULSOR DE PARTIDA

FOTO / Photo pg. 188

## APLICAÇÃO / Application / Aplicación

Fiat: Doblo | Palio | Punto | Strada - Volvo: 850 | C30 | S60 | XC60 | XC90

## MOTOR

Bosch: 0001109041 | 0001109048 | 0001109063 | 0001109252 | 0001109264 - Fiat: 46522234 | 46830212

## EQUIVALENTE / Equivalent

Bosch: 1006209653 | 1006209751 | 1006209947

1884

IMPULSOR DE PARTIDA DO MOTOR DE ARRANQUE  
STARTER DRIVE / IMPULSOR DE PARTIDA

FOTO / Photo pg. 188

## APLICAÇÃO / Application / Aplicación

Lexus: IS II 220d - Toyota: Auris 2.0 D-4D | Auris 2.2 D | Avensis 2.0 D-4D | Avensis 2.2 D-4D | Corolla 2.0 D-4D | Corolla 2.2 D-4D | Corolla Verso 2.2 D-4D | RAV 4 III 2.2 D-4D

## MOTOR

Magnetit Marelli: 63187051 | 63280059 - Nippondenso: 4280003180 | 4280004920 - Toyota: 281000G040

## EQUIVALENTE / Equivalent

Cargo: 330651

1886

IMPULSOR DE PARTIDA DO MOTOR DE ARRANQUE  
STARTER DRIVE / IMPULSOR DE PARTIDA

FOTO / Photo pg. 188

## APLICAÇÃO / Application / Aplicación

Mercedes Benz: 190 (W201) | Classe C (W202) | Classe C (W203) | Classe E (W124) | Classe G (W460) | Classe M (W163) | Classe S (W140) | Classe V (638/2)  
Ssangyong: Actyon I | Actyon Sports I (QJ) | Korando (K4) | Korando (KJ) | Korando Cabrio (KJ) | Kyron | Musso (FJ) | Musso Sports | Rexton (GAB) | Stavic

## MOTOR

Ssangyong: 6611513201

1887

IMPULSOR DE PARTIDA DO MOTOR DE ARRANQUE  
STARTER DRIVE / IMPULSOR DE PARTIDA

FOTO / Photo pg. 188

## APLICAÇÃO / Application / Aplicación

Honda: Amaze

## EQUIVALENTE / Equivalent

Denso: 4380000050

1888

IMPULSOR DE PARTIDA DO MOTOR DE ARRANQUE  
STARTER DRIVE / IMPULSOR DE PARTIDA

FOTO / Photo pg. 188

## APLICAÇÃO / Application / Aplicación

Mercedes Benz: 1215 | 1417 | 1625 | 1628 | 1632 | 1725 | 2423 | 2428 | 712 | 912 | 914 | Atego 1718 | Atego 2425 | Atego 2428 | Axor 1933 | Axor 2831  
Prestolite: M95R

## MOTOR

Prestolite: 35262760AM

## EQUIVALENTE / Equivalent

Prestolite: K01678

1890

IMPULSOR DE PARTIDA DO MOTOR DE ARRANQUE  
STARTER DRIVE / IMPULSOR DE PARTIDA

FOTO / Photo pg. 188

## APLICAÇÃO / Application / Aplicación

Audi : A3 1.6 FSI 2.0 FSI - Seat: Altea 1.4 16V | Cordoba 1.2 - 1.2 12V - 1.4 16V - 1.6 - 1.6 16V | Ibiza I V - V 1.2 - 12V - 1.4 - 16V - 1.6 - 16V | Leon 1.4 16V | Octavia 1.4 - 16V - 1.6 - FSI | Roomster 1.2 - TSI - 1.4 - 1.6 - 1.4 - 1.9 TDI | Skoda Fabia 1.2 - TSI - 1.4 - 16V - 1.6 - 1.9 TDI - Volkswagen: Golf V - VI 1.4 - 16V - FSI - 1.6 FSI | Polo 1.2 - 12V - TSI - 1.4 - 16V - FSI - 1.6 - 16V

**1890**IMPULSOR DE PARTIDA DO MOTOR DE ARRANQUE  
STARTER DRIVE / IMPULSOR DE PARTIDA

FOTO / Photo pg. 188

**MOTOR**

Valeo: D6GS11 | D6GS12 | D6GS13

**EQUIVALENTE / Equivalent**

Valeo: 191548 | 594665

**1891**IMPULSOR DE PARTIDA DO MOTOR DE ARRANQUE  
STARTER DRIVE / IMPULSOR DE PARTIDA

FOTO / Photo pg. 188

**APLICAÇÃO / Application / Aplicación**

Audi : A3 L4 2.0L 1984cc 121cid 2010...2013 | A3 L4 2.0L 1984cc 121cid GAS 2011 | TT L4 2.0L 1984cc 121cid CCTA 2009 | TT Quattro L4 2.0L 1984cc 121cid CCTA 2009...2010 - Volkswagen: Beetle L4 2.0L 1984cc 121cid 2012 | Bora 1.6 Non-Turbo Gas (BWG 2008 | Bora 1.6 Non-Turbo Gas (BWH) 2008 | Bora 1.6 Non-Turbo Gas (BWH) 2011 | Bora 1.6 Non-Turbo Gas (CLS) 2011...2013 | Bora 2.0 Non-Turbo Gas (CEN 2008 | CC L4 2.0L 1984cc 121cid 2009...2010 | Eos L4 2.0L 1984cc 121cid 2007...2011 | Golf 1.6 Non-Turbo Gas (CLR) 2012 | Golf L4 2.0L 1984cc 121cid GAS 2012 | Golf City L4 2.0L 1984cc 121cid 2007 | GTI L4 2.0L 1984cc 121cid 2006...2011 | Jetta L4 2.0L 1984cc 121cid 2006...2010 | Jetta L4 2.0L 1984cc 121cid GAS 2009...2011 | Jetta L4 2.0L 1984cc 121cid Naturally Aspirated 2012...2013 | Jetta L4 2.0L 1984cc 121cid Turbocharged 2012...2013 | Passat L4 2.0L 1984cc 121cid 2006...2009 | R32 V6 3.2L 3189cc 195cid 2008 | Tiguan L4 2.0L 1984cc 121cid 2010...2012

**MOTOR**

Valeo: D6GS14 | D6GS14M | TS12ER20 | TS12ER25 - Volkswagen: 02M911021B | 02M911023M | 02M911023MX

**EQUIVALENTE / Equivalent**

Valeo: 191547 | 594666 | 200202

**1893**IMPULSOR DE PARTIDA DO MOTOR DE ARRANQUE  
STARTER DRIVE / IMPULSOR DE PARTIDA

FOTO / Photo pg. 188

**APLICAÇÃO / Application / Aplicación**

Volkswagen: Fox 1.0 e 1.6 2003...2013 | Gol 1.0 EA111 1997...2014 | Gol 1.6 2008...2014 | Golf 1.6 2002...2014 | Polo 1.0 EA111 2002...2003 | Polo 1.6 2002...2014 | Polo Sedan 1.0 e 1.6 2016... | Saveiro 1.6 2009... | Spacefox 1.6 2006...2014 | Voyage 1.0 e 1.6 2008...2016

**MOTOR**

Valeo: TSC10R7 - Volkswagen: 495107 | 02T911021E

**EQUIVALENTE / Equivalent**

Valeo: 501502 | 1205962

**1895**IMPULSOR DE PARTIDA DO MOTOR DE ARRANQUE  
STARTER DRIVE / IMPULSOR DE PARTIDA

FOTO / Photo pg. 188

**APLICAÇÃO / Application / Aplicación**

Daihatsu: Charade 1000 1983...1993 | Charade L3 1.0L 993cc 61cid 1988...1992 | Domino 850 1986...1989 | Move 847 1997...2000

**MOTOR**

Daihatsu: 2810087526000 | 2810087548000 | 2810087722000 | 2810087734000 - Denso: 1280003662 | 1280004530 | 1280004531 | 1280004532 | 2280006430

Toyota: 2810087725

**EQUIVALENTE / Equivalent**

Cargo: 136794 - Denso: 0283005730 - Toyota: 2801187505 - Volkswagen: 113911335B

**1899**IMPULSOR DE PARTIDA DO MOTOR DE ARRANQUE  
STARTER DRIVE / IMPULSOR DE PARTIDA

FOTO / Photo pg. 188

**APLICAÇÃO / Application / Aplicación**

Alfa Romeo: 159 1.8 | 159 2.0 | 4C 1.7 | 4C Spider 1.7 | Brera 2.0 | Giulietta 1.8 | Spider 1.8 | Spider 2.0 - Dodge: Journey 2.0 - Fiat: Bravo 1.6 Multijet | Bravo 2.0 Multijet | Doblo 1.6 Multijet | Doblo 2.0 Multijet | Ducato 115 Multijet | Linea 1.6 Multijet | Tipo 1.6 Multijet | Toro 2.0 | Toro 2.0 4X4 - Lancia: Delta 1.6 Multijet | Delta 1.9 Multijet | Delta 2.0 Multijet - Opel: Combo 1.6 - Suzuki: SX4 2.0 | SX4 SCross 1.6

**MOTOR**

Alfa Romeo: 51787218 | 51808557 - Bosch: 0001107478 | 0001107479 | 0001108420 | 0001108421 | 0001108450 | 0001108451 | 0001108456 | 0001108457 - Chrysler: 68080459AA - Dodge: 68080459AA - Fiat: 51787218 | 51808557 | 517872180 - Lancia: 51787218 - Maserati: A00518085570 - Pininfarina: 93951787218 | 93951808557 - Suzuki: 3110055L00 | 3110055L01 | 31100T55L00 | 3110055L00000 | 31100T55L01000

**EQUIVALENTE / Equivalent**

Bosch: 1006209991

**1902**IMPULSOR DE PARTIDA DO MOTOR DE ARRANQUE  
STARTER DRIVE / IMPULSOR DE PARTIDA

FOTO / Photo pg. 188

## APLICAÇÃO / Application / Aplicación

Citroën: Berlingo 1.1 - 1.6 HDi | C1 1.4 - 1.6 - 2.2 HDi | C2 1.4 - 1.6 - 2.2 HDi | C3 1.4 - 1.6 - 2.2 HDi | C4 1.4 - 1.6 - 2.2 HDi | C5 1.4 - 1.6 - 2.2 HDi | Jumpy 1.6 HDi | Nemo 1.4 HDi | Xsara 1.4 - 1.6 HDi | Fiat: Scudo 1.6 D Multijet - Peugeot: 1007 1.4 - 1.6 HDi | 107 1.4 - 1.6 HDi | 206 1.4 - 1.6 HDi | 207 1.4 - 1.6 HDi | 307 1.4 - 1.6 HDi | 407 1.4 - 1.6 HDi | Bipper 1.4 HDi | Expert 1.6 HDi | Ranch 1.6 HDi

## MOTOR

Magnet Marelli: 63280091 - Nippondenso: 4280001640

## EQUIVALENTE / Equivalent

Magnet Marelli: 85553621

**1903**IMPULSOR DE PARTIDA DO MOTOR DE ARRANQUE  
STARTER DRIVE / IMPULSOR DE PARTIDA

FOTO / Photo pg. 188

## APLICAÇÃO / Application / Aplicación

Citroën: Jumper 2.5 TD TDI e 4x4 - Peugeot: 605 2.5 TD | Boxer 2.5 TD TDI e 4x4

## MOTOR

Mitsubishi: M2T84771

## EQUIVALENTE / Equivalent

Mitsubishi: M191X69271

**1904**IMPULSOR DE PARTIDA DO MOTOR DE ARRANQUE  
STARTER DRIVE / IMPULSOR DE PARTIDA

FOTO / Photo pg. 189

## APLICAÇÃO / Application / Aplicación

Nissan: Almera 2.2 TD | Almera II Tino 2.2 dCi | Primera 2.2 Di | Xtrail 2.2 Di - dCi - 4x4

## MOTOR

Mitsubishi: M8T71371 | M8T71471 | M8T75271 | M8T75371 | M8T75671

## EQUIVALENTE / Equivalent

Mitsubishi: M191X69671

**1905**IMPULSOR DE PARTIDA DO MOTOR DE ARRANQUE  
STARTER DRIVE / IMPULSOR DE PARTIDA

FOTO / Photo pg. 189

## APLICAÇÃO / Application / Aplicación

Kia: Pregio ND 2.2KW

## EQUIVALENTE / Equivalent

Denso: 151246

**1906**IMPULSOR DE PARTIDA DO MOTOR DE ARRANQUE  
STARTER DRIVE / IMPULSOR DE PARTIDA

FOTO / Photo pg. 189

## APLICAÇÃO / Application / Aplicación

Nissan: Cabstar | Navara 2.5 dCi 2005... | Pathfinder 2.5dCi 2005...

## MOTOR

Mitsubishi: M8T76071 | M8T76071ZE - Nissan: 23300EB300 | 23300EB30A | 23300EB30B

## EQUIVALENTE / Equivalent

Mitsubishi: M191X95971

**1908**IMPULSOR DE PARTIDA DO MOTOR DE ARRANQUE  
STARTER DRIVE / IMPULSOR DE PARTIDA

FOTO / Photo pg. 189

## APLICAÇÃO / Application / Aplicación

Alfa Romeo: Giulietta 1.4 TB Start/Stop | Mito 0.9 Start/Stop | Mito 1.3 JTDM Start/Stop - Fiat: 500 0.9 Start/Stop | 500 1.3 D Multijet Start/Stop | 500 C 0.9 Start/Stop | 500 C 1.3 D Multijet Start/Stop | 500 L 0.9 Natural Power Start/Stop | Doblo 1.3 Multijet Start/Stop | Fiorino 1.3 D Multijet Start/Stop | Grande Punto 1.3 D Multijet Start/Stop | Panda 0.9 4x4 Natural Power Start/Stop | Panda 1.3 D Multijet 4x4 Start/Stop | Punto 0.9 Twinair Turbo Start/Stop | Punto EVO 1.3 D Multijet Start/Stop | Qubo 1.3 Multijet Start/Stop - General Motors/Chevrolet: Aveo 1.2 LPG Start/Stop | Aveo 1.4 D Start/Stop | Cruze 1.4 Start/Stop | Orlando 1.4 Start/Stop | Trax 1.4 AWDS Start/Stop

## MOTOR

Bosch: 0001137003 | 0001137004 | 0001137005 | 0001138011 | 0001138012 | 0001138029 | 0001138030 | 0001138037 | 0001138038

## EQUIVALENTE / Equivalent

Bosch: 1006209608 | 1006210184 - Suzuki: 3132086L00

**1909**IMPULSOR DE PARTIDA DO MOTOR DE ARRANQUE  
STARTER DRIVE / IMPULSOR DE PARTIDA

FOTO / Photo pg. 189

**APLICAÇÃO / Application / Aplicación**

Mitsubishi: ASX 2010 | Colt VI 2002...2010 | Lancer 2007 | Lancer Sportback 2008 | RVR 4A92 4A92 2012 - Nissan: March 1.0 2018

**MOTOR**

Mitsubishi: MOT31671 | M000TD0971 | MOT33671ZT - Nissan: 233001HC0D

**EQUIVALENTE / Equivalent**

Mitsubishi: M191X41271

**1910**IMPULSOR DE PARTIDA DO MOTOR DE ARRANQUE  
STARTER DRIVE / IMPULSOR DE PARTIDA

FOTO / Photo pg. 189

**APLICAÇÃO / Application / Aplicación**

Audi: A3 2.0 FSI - 1.9TDI - 2.0 TDI | TT 8 T - Quattro - Seat: Altea XL 2.0 FSI - 1.9TDI - 2.0 TDI | Cordoba 2.0 - 1.4 TDI - 1.9 TDI | Ibiza IV 2.0 - 1.4 TDI - 1.9 TDI | Ibiza V 1.4 TDI - 1.9 TDI | Leon 2.0 FSI - 1.9 TDI | Toledo III 2.0 FSI - 1.9TDI - 2.0 TDI - Skoda: Fabia 2.0 - 1.4 TDI - 1.9 TDI | Octavia 2.0 FSI - 1.9TDI - 4x4 - 2.0 TDI - 16V | Roomster 1.4 TDI - 1.9 TDI | Superb 1.9 TDI - Volkswagen: Caddy III 1.9 TDI | Golf IV 1.9 TDI - 4motion | Golf V 2.0 FSI - 1.9 TDI - 4motion - 2.0TDI | Jetta III 2.0 FSI - 1.9 TDI - 2.0TDI | Multivan V 1.9 TDI | Passat 1.9 TDI | Polo 2.0 - 1.4 TDI - 1.9 TDI | Touran 2.0 FSI - 1.9 TDI - 2.0 TDI | Transporter V 1.9 TDI

**MOTOR**

Valeo: TS18E1

**EQUIVALENTE / Equivalent**

Valeo: 192750

**1911**IMPULSOR DE PARTIDA DO MOTOR DE ARRANQUE  
STARTER DRIVE / IMPULSOR DE PARTIDA

FOTO / Photo pg. 189

**APLICAÇÃO / Application / Aplicación**

General Motors/Chevrolet: Cobalt | Cruze | Onix | Prisma

**EQUIVALENTE / Equivalent**

Remy: 10543845

**1912**IMPULSOR DE PARTIDA DO MOTOR DE ARRANQUE  
STARTER DRIVE / IMPULSOR DE PARTIDA

FOTO / Photo pg. 189

**APLICAÇÃO / Application / Aplicación**

Hyundai: HB20 1.0

**EQUIVALENTE / Equivalent**

Remy: 10540773

**1913**IMPULSOR DE PARTIDA DO MOTOR DE ARRANQUE  
STARTER DRIVE / IMPULSOR DE PARTIDA

FOTO / Photo pg. 189

**APLICAÇÃO / Application / Aplicación**

Hyundai: HB20 1.6

**EQUIVALENTE / Equivalent**

Remy: 10535802

**1915**IMPULSOR DE PARTIDA DO MOTOR DE ARRANQUE  
STARTER DRIVE / IMPULSOR DE PARTIDA

FOTO / Photo pg. 189

**APLICAÇÃO / Application / Aplicación**

Renault: Duster 2.0 L 2011... | Duster Oroch 2.0L 2015... | Sandero 2.0L 2016...

**MOTOR**

Nissan: 233008710R - Valeo: 495111 | TSL1210

**EQUIVALENTE / Equivalent**

Valeo: 501497

**1916**IMPULSOR DE PARTIDA DO MOTOR DE ARRANQUE  
STARTER DRIVE / IMPULSOR DE PARTIDA

FOTO / Photo pg. 189

**APLICAÇÃO / Application / Aplicación**

Mazda: 2 1.3 e 1.3 VTi | 2 1.5 I | 3 3 1.6 MZR

**EQUIVALENTE / Equivalent**

Mitsubishi: M191X42471



1920

IMPULSOR DE PARTIDA DO MOTOR DE ARRANQUE  
STARTER DRIVE / IMPULSOR DE PARTIDA

FOTO / Photo pg. 189

## APLICAÇÃO / Application / Aplicación

Audi: TT 1.8T / 3.2L - Seat: Alhambra 1.8T / 2.0L | Leon 1.8T / 2.0L | Toledo 1.8T / 2.0L

## MOTOR

Bosch: 0001121022 | 0001121023

## EQUIVALENTE / Equivalent

Bosch: 1006209769 | 1006209953 - Cargo: 236854

1921

IMPULSOR DE PARTIDA DO MOTOR DE ARRANQUE  
STARTER DRIVE / IMPULSOR DE PARTIDA

FOTO / Photo pg. 189

## APLICAÇÃO / Application / Aplicación

KHD: Autocarri - Renault: Autocarri | Premium 2 7200cc - Volkswagen: 24280 Motor Man - Volvo: FE 7100cc | FE II | FL II | FL III 7146cc

## MOTOR

Mitsubishi: M8T62471 | M008T62671

## EQUIVALENTE / Equivalent

Mitsubishi: 241894471 | M191X94471

1922

IMPULSOR DE PARTIDA DO MOTOR DE ARRANQUE  
STARTER DRIVE / IMPULSOR DE PARTIDA

FOTO / Photo pg. 189

## APLICAÇÃO / Application / Aplicación

Buick: Encore 1.4 L4 Gasolina 2017...2018 - General Motors/Chevrolet: Cruze 1.4 turbo 4 Cilindros Gasolina 2016...2018 | Malibu 1.5 4 Cilindros 2017 | Tracker 1.4 Turbo 4 Cilindros Gasolina 2017...2019

## MOTOR

General Motors/Chevrolet: 2680615 | 12673600 - Mitsubishi: M1T81782 | M001T81782

1923

IMPULSOR DE PARTIDA DO MOTOR DE ARRANQUE  
STARTER DRIVE / IMPULSOR DE PARTIDA

FOTO / Photo pg. 189

## APLICAÇÃO / Application / Aplicación

Hyundai: Accent 2014 | Elantra | ix55 3.8 V6 2011... | Veracruz 3.5 2012... - Kia: Carnival | Rio | Sedona 3.5 2013... | Sorento 4.3 V6 2012

## MOTOR

Hyundai: 361003C151 | 3614525010 - Remy: 16160 | 8000465

## EQUIVALENTE / Equivalent

Hyundai: K1J11B

1924

IMPULSOR DE PARTIDA DO MOTOR DE ARRANQUE  
STARTER DRIVE / IMPULSOR DE PARTIDA

FOTO / Photo pg. 189

## APLICAÇÃO / Application / Aplicación

Mitsubishi: Forklift FD35ABD | Forklift FD35AD | Forklift FD35AT | Forklift FDC20D | Forklift FDC25D

## MOTOR

Mitsubishi: M005T22371 | M005T27671 | M005T27672

## EQUIVALENTE / Equivalent

Mitsubishi: M191T57072 | M191T57081 | M191T57083 | M191Y57081

1925

IMPULSOR DE PARTIDA DO MOTOR DE ARRANQUE  
STARTER DRIVE / IMPULSOR DE PARTIDA

FOTO / Photo pg. 190

## APLICAÇÃO / Application / Aplicación

Citroën: C1 (PM, PN) Eng.1KRFE 1.0 50kw 1KRFE 2005...2015 | C1 1000, CFA, 1KRFE 2005...2008 - Peugeot: 107 - Toyota: Aygo 1000, 1KRFE 2005...2008

## MOTOR

Toyota: 281000Q012 - Valeo: TS10E1

## EQUIVALENTE / Equivalent

Cargo: 330533 - Valeo: 194440 | 194480 | 594734

1926

IMPULSOR DE PARTIDA DO MOTOR DE ARRANQUE  
STARTER DRIVE / IMPULSOR DE PARTIDA

FOTO / Photo pg. 190

## APLICAÇÃO / Application / Aplicación

Audi: A2 1.4 TDI | A3 1.6 S3 quattro | A3 1.9 TDI quattro - Ford: Galaxy 2.3 16V e 1.9 TDI - Seat: Alhambra 1.9 TDI - Tdi 4x4 | Arosa 1.4 TDI | Cordoba 1.6 e 2.0 i | Cordoba 1.9 D - SDI - TDI | Ibiza II - III - IV 1.4 TDI - 1.9 D - SDI - TD - TDI | Ibiza II - III 1.6 - 2.0 i | Inca 1.7 D - 1.9 D - SDI | Leon 1.4 16V - 1.6 - 1.9 SDI - TDI | Toledo I - II 1.9 D - SDI - TD - TDI - 2.0 i | Toledo II 1.4 16V - 1.6 - 2.3 V5 - Skoda: Fabia 1.4 TDI - 1.9 SDI - TDI - RS | Octavia 1.4 16V - 1.6 - 1.9 D - SDI - TD - TDI - 4x4 - Volkswagen: Bora 1.4 16V - 1.6 - 1.9 SDI - TDI - 2.3 V5-4motion | Caddy I 1.6 D | Caddy II 1.7 SDI - 1.9 D - SDI - TDI | Corrado 2.9 VR6 | Golf I 1.5 D - 1.6 D - 1.6 TD | Golf III 1.9 D - SDI - TD - GTD - TDI - Syncro | Golf III 2.0 - 2.8 VR6 - 2.9 VR6 Syncro | Golf IV 1.4 16V - 1.6 - 2.3 V5 - 4motion | Golf IV 1.9 SDI - TDI - 4motion | Jetta I 1.6 D - 1.6 TD | Lupo 1.4 TDI | New Beetle 1.9 TDI | Passat 1.6 TD - 1.9 D - TD - TDI - Syncro/4motion | Passat 2.0 - 2.3 VR5 - Syncro/4motion | Passat 2.8 VR6 - 2.9 VR6 Syncro | Polo 1.4 TDI - 1.6 - 1.9 SDI - TDI | Sharan 2.8 VR6 - Syncro - 1.9 TDI | Transporter IV 2.0 - 2.5 - Syncro - 2.8 V6 - VR6 | Transporter IV 2.4 D - Syncro - 2.5 TDI - Syncro | Vento 2.0 - 2.8 VR6 - 1.9 D - SDI - TD - TDI

## MOTOR

Valeo: D7RS29 | D7RS30 | D7RS31 | D7RS129

## EQUIVALENTE / Equivalent

Cargo: 231093 - Valeo: 188270 | 594389 | 594699

1927

IMPULSOR DE PARTIDA DO MOTOR DE ARRANQUE  
STARTER DRIVE / IMPULSOR DE PARTIDA

FOTO / Photo pg. 190

## APLICAÇÃO / Application / Aplicación

Alfa Romeo: 147 1.6 16V - 1.8 16V - 2.0 16V | 156 1.6 16V - 1.8 16V - 2.0 16V - BMW: 116i | 118i | 120i | 318i | X3 2.0i | Z4 2.0i - Fiat: Barchetta 1.8 16V | Punto HCT 1.8 16V | Stilo 1.8 16V - Lancia: Lybra 1.8 16V e 2.0 20V

## MOTOR

Bosch: 0001107411 | 0001107490 | 0001107491

## EQUIVALENTE / Equivalent

Bosch: 1006209805 | 1006209808 | 1006209814 | 1006209958 - Cargo: 234946

1930

IMPULSOR DE PARTIDA DO MOTOR DE ARRANQUE  
STARTER DRIVE / IMPULSOR DE PARTIDA

FOTO / Photo pg. 190

## APLICAÇÃO / Application / Aplicación

Audi: A4 1.9 TDI 2001...2004 | A6 2001...2005 - Volkswagen: Passat 1.9 TDI 2000...2005

## MOTOR

Valeo: D7GS9 | 438184 | 458231 - Volkswagen: 068911024L | 068911024LX

## EQUIVALENTE / Equivalent

Cargo: 237291

1932

IMPULSOR DE PARTIDA DO MOTOR DE ARRANQUE  
STARTER DRIVE / IMPULSOR DE PARTIDA

FOTO / Photo pg. 190

## APLICAÇÃO / Application / Aplicación

Hyundai: Creta 1.6 Start/Stop | i20 1.4 Gasolina Start/Stop | i30 1.4 Gasolina Start/Stop | i30 1.6 Gasolina Start/Stop - Kia: Carens 1.6 Gasolina Start/Stop 2013... | Ceed 1.4 Gasolina Start/Stop 2012... | Pro Ceed 1.4 Gasolina Start/Stop 2013... | Rio 1.4 Gasolina Start/Stop 2011... | Soul 1.6 Gasolina G4FDGDi Start/Stop 06/2011...

## MOTOR

Bosch: 0001138051 | 0001138052 | 0001138055 | 0001138056 | 0001138073 | 0001138074 - Kia: 361002B302

## EQUIVALENTE / Equivalent

Bosch: 1006210351 | 1006210927

1933

IMPULSOR DE PARTIDA DO MOTOR DE ARRANQUE  
STARTER DRIVE / IMPULSOR DE PARTIDA

FOTO / Photo pg. 190

## APLICAÇÃO / Application / Aplicación

Ford: C Max 1.6L 1596cc 2007...2010 | Fiesta L4 1.6L 1596cc 97cid 2011...2012 | Fiesta L4 1.6L 1596cc 97cid VIN 2013...2017 | Fiesta L4 1.6L 1598cc 98cid 2011...2013 | Focus II 1.4L 1388cc 2004...2007 | Focus II 1.6L 1596cc 2004...2012 | Focus C Max 1.6L 1596cc 2003...2007

## MOTOR

Ford: AE8T11000AB - Mitsubishi: M0T32271 | M000T32271 | M000T33571ZC

## EQUIVALENTE / Equivalent

Mitsubishi: 092441971 | M191T41971 | M191YT41971

1934

IMPULSOR DE PARTIDA DO MOTOR DE ARRANQUE  
STARTER DRIVE / IMPULSOR DE PARTIDA

FOTO / Photo pg. 190

## APLICAÇÃO / Application / Aplicación

Volkswagen: Cross Up! 1.0 EA211 2014... | Crossfox 1.6 EA211 2015... | Fox 1.0 e 1.6 EA211 2013... | Gol 1.6 EA211 2014... | Golf 1.4 EA211 2013... | Saveiro 1.6 EA211 2014... | Spacefox 1.6 EA211 2014... | T-Cross 1.0 e 1.4 2018... | Up! 1.0 EA211 2014...

## MOTOR

Valeo: 495109 | TSC10R6 - Volkswagen: 02M911021J

## EQUIVALENTE / Equivalent

Valeo: 501498 | 1208965

1935

IMPULSOR DE PARTIDA DO MOTOR DE ARRANQUE  
STARTER DRIVE / IMPULSOR DE PARTIDA

FOTO / Photo pg. 190

## APLICAÇÃO / Application / Aplicación

Buick: Regal L4 2.0L 1998cc 122cid 2014...2016 - Cadillac: ATS L4 2.0L 1998cc 122cid 2015 | ATS L4 2.5L 2457cc 150cid 2015 - General Motors/Chevrolet: Colorado L4 2.5L 2457cc 153cid 2015...2016 | Malibu L4 2.0L 1998cc 122cid 2016 | S10 Cab. Dupla (nova) 2L03-43 (LCV, N8D) 2015...2019 | S10 Cab. Simples (nova) 2L03-43 (LCV, N8D) 2015...2019 - GMC: Canyon L4 2.5L 2457cc 153cid 2015...2016

## MOTOR

Denso: 4380002400 | 4380004420 - General Motors/Chevrolet: 12663053 | 12678752 - Lester: 16348

## EQUIVALENTE / Equivalent

General Motors/Chevrolet: 93306250

1938

IMPULSOR DE PARTIDA DO MOTOR DE ARRANQUE  
STARTER DRIVE / IMPULSOR DE PARTIDA

FOTO / Photo pg. 190

## APLICAÇÃO / Application / Aplicación

Fiat: Argo 1.0 e 1.3 Start/Stop 2015... | Mobi 1.0 e 1.3 Start/Stop 2015... | Uno 1.0 e 1.3 Start/Stop 2015...

## MOTOR

Bosch: 0001170416 | 0001170417 | 0001170420 | 0001170421

## EQUIVALENTE / Equivalent

Bosch: 1006210516 | 1006210949

1939

IMPULSOR DE PARTIDA DO MOTOR DE ARRANQUE  
STARTER DRIVE / IMPULSOR DE PARTIDA

FOTO / Photo pg. 190

## APLICAÇÃO / Application / Aplicación

Fiat: Argo 1.8 Start/Stop | Toro 1.8 Start/Stop - Jeep: Renegade 1.8 Start/Stop 2015...

## MOTOR

Bosch: 0001170422 | 0001170423

## EQUIVALENTE / Equivalent

Bosch: 1006210940 | 1006210948

1942

IMPULSOR DE PARTIDA DO MOTOR DE ARRANQUE  
STARTER DRIVE / IMPULSOR DE PARTIDA

FOTO / Photo pg. 190

## APLICAÇÃO / Application / Aplicación

Ford: E150 V8 5.4L 330cid 2013...2014 | E250 V8 4.6L 281cid 2014 | E250 V8 5.4L 330cid 2013...2014 | E350 Super Duty V10 6.8L 415cid 2013...2018 | E350 Super Duty V8 5.4L 330cid 2013...2016 | E450 Super Duty V10 6.8L 415cid 2013...2017 | E450 Super Duty V8 5.4L 330cid 2013...2016 | Expedition V8 5.4L 330cid 2013...2014 | F150 V8 5.0L 4951cc 302cid 2013...2015 | F150 V8 6.2L 6210cc 379cid 2014 | F250 Super Duty V8 6.2L 6210cc 379cid 2013...2018 | F350 Super Duty V8 6.2L 6210cc 379cid 2013...2018 | F450 Super Duty V10 6.8L 415cid 2013...2018 | F53 V10 6.8L 415cid 2013...2018 | F550 Super Duty V10 6.8L 415cid 2013...2018 | F59 V10 6.8L 415cid 2016...2018 - Lincoln: Navigator 2013-2014 V8 5.4L 330cid 2013...2014

## MOTOR

Denso: 4380000410 - Ford: DL3Z11002A | DL3T11000AA | DL3Z11002AFC - Lester: 19247

1943

IMPULSOR DE PARTIDA DO MOTOR DE ARRANQUE  
STARTER DRIVE / IMPULSOR DE PARTIDA

FOTO / Photo pg. 190

## APLICAÇÃO / Application / Aplicación

Honda: New Civic 2013

## MOTOR

Denso: 4280008190

1945

IMPULSOR DE PARTIDA DO MOTOR DE ARRANQUE  
STARTER DRIVE / IMPULSOR DE PARTIDA

FOTO / Photo pg. 190

## APLICAÇÃO / Application / Aplicación

Saab: 9 2X H4 2.5L 2458cc 2005...2006 - Subaru: Forester (SG) Eng.EJ20 2.0 AWD 92kw EJ20 2002...2005 | Forester (SG) Eng.EJ20 2.0 S Turbo AWD 130kw EJ20 2002...2005 | Forester H4 2.5L 2458cc 2003...2007 | Impreza Estate (GG) Eng.EJ20 2.0 AWD 92kw EJ20 2003...2005 | Impreza H4 2.5L 2458cc EJ251 2004 | Impreza H4 2.5L 2458cc EJ253 2005...2007 | Impreza H4 2.5L 2458cc EJ255 2006...2007 | Legacy IV (BL, BP) Eng.EJ20 2.0 AWD 101kw EJ20 2003...2005 | Legacy IV Estate (BL, BP, B13\_) Eng.EJ25 2.5 AWD 121kw EJ25 2003...2005 | Outback (BL, BP) Eng.EJ25D 2.5 AWD 121kw EJ25D 2007...2008 | Outback (BL, BP) Eng.EZ30 3.0 AWD 180kw EZ30 2003...2009 | Outback (BM, BR) Eng.EZ36D 3.6 R AWD 191kw EZ36D 2009...2011

## MOTOR

Mitsubishi: MOT20171 | M000T20171 - Saab: 32006007 - Subaru: 23300AA460

## EQUIVALENTE / Equivalent

Mitsubishi: M191X18971 - Subaru: 23312AA080

1947

IMPULSOR DE PARTIDA DO MOTOR DE ARRANQUE  
STARTER DRIVE / IMPULSOR DE PARTIDA

FOTO / Photo pg. 190

## APLICAÇÃO / Application / Aplicación

Ford: Maverick 2700 1993...1996 - Nissan: Cabstar 2500 1987...1992 | D21 1986...1992 - ZEN: Utilizado no Impulsor ZEN 1608

## MOTOR

Bosch: 9000331201 | 9000331203 - Hitachi: S2408 | S2410 | S2411 | S13107 | S13118 | S2405B | S2408A | S13107A - Iskra: IS9319 - Lester: 30727 - Nissan: 2330010T02 | 23300Q2403 | 23300Q2404 | 23300Q2405 | 23300Q2406

## EQUIVALENTE / Equivalent

Cargo: 133904 - Hitachi: 22403550 - Nissan: 2335410T00

1949

IMPULSOR DE PARTIDA DO MOTOR DE ARRANQUE  
STARTER DRIVE / IMPULSOR DE PARTIDA

FOTO / Photo pg. 190

## APLICAÇÃO / Application / Aplicación

Kia: Picanto

## EQUIVALENTE / Equivalent

Vulko: 19629

1950

IMPULSOR DE PARTIDA DO MOTOR DE ARRANQUE  
STARTER DRIVE / IMPULSOR DE PARTIDA

FOTO / Photo pg. 190

## APLICAÇÃO / Application / Aplicación

Hyundai: i10 1.2, 57kW, 78HP, 1248cc 2008...2015 | i10 1.2, 63kW, 86HP, 1248cc 2011...2015 | i20 1.2, 57kW, 78HP, 1248cc 2008...2015 | i20 1.2, 63kW, 86HP, 1248cc 2012...2015 - Kia: Picanto

## MOTOR

Hyundai: 3610003100 - Kia: 3610003200 | 3610003401 - Lester: 30350 - Valeo: 1250902 | 26024242A

## EQUIVALENTE / Equivalent

Vulko: 19656

1957

IMPULSOR DE PARTIDA DO MOTOR DE ARRANQUE  
STARTER DRIVE / IMPULSOR DE PARTIDA

FOTO / Photo pg. 191

## APLICAÇÃO / Application / Aplicación

Ford: Tratores - Isuzu: Amigo L4 2.3L 2254CC 1989...1993 | Amigo L4 2.6L 2559CC 1989...1989 | Impulse L4 2.0L 1994CC 1985...1989 | Impulse L4 2.3L 2254CC 1988...1989 | Motores Modelo 4ZE1 | Pickup L4 2.3L 2254CC 1986...1995 | Pickup L4 2.6L 2559CC 1988...1989 | Trooper L4 2.3L 2254CC 1986...1987 | Trooper L4 2.6L 2559CC 1988...1990 - Kubota: Trator L2250 | Trator L275 | Trator L2550 | Trator L285 | Trator L295 | Trator L3100 | Trator L3450 | Trator L3650 - New Holland: Tratores

## MOTOR

Kubota: 1542563011 | 1550163012 | 1551163011 | 1552163012 | 1961663012 - Nippon: 0280006261 | 0280007740 | 0280008432 | 0280008740 | 0280009031 | 0280009032 | 1280000120 | 1280000130 | 1280000180 | 1280000181 | 1280000280 | 1280000300 | 1280000940 | 1280000950 | 1280001900 | 1280002131 | 1280002140 | 1280002190 | 1280004570 | 1280005080 | 1280005630 | 1280005691 | 1280006990 | 1280007471 | 2280000211

## EQUIVALENTE / Equivalent

Cargo: 132864 - Denso: 0283002200 | 0283005490 | 0283005710 | 0283006210 - Honda: 31204657671 - Isuzu: 8941291870 - Kubota: 1552163041 - Nippon: 0283001800 | 0283002200 | 0283005490 | 0283005710 | 0283006210

1958

IMPULSOR DE PARTIDA DO MOTOR DE ARRANQUE  
STARTER DRIVE / IMPULSOR DE PARTIDA

FOTO / Photo pg. 191

## APLICAÇÃO / Application / Aplicación

Honda: Accord V 2.0 TDi Civic | Civic 2.0 Diesel 1997...2001 | Civic VI 2.0 Aerodeck TDi C | Civic VI Aerodeck 2.0 iD - Land Rover: Freelander 2.0 Diesel 1997...2000  
Rover: 200 1.8 Diesel 1991....1995 | 218 D - TD | 25 2.0 Diesel 2000.... | 418 D- TD | 420 D - Di | 45 2.0 Diesel 2000... | 620 Sdi | Montego 2.0 D Turbo

## MOTOR

Bosch: 0986020310 - Denso: 2280003980 | 2280003981 | 2280004960 | 2280004961 - Honda: 31200P5TG00 - Lucas: LRT105 | LRT00105 - Remy: DRS3798  
Rover: GNU4558 | NAD100580 | 77AD100580 - Valeo: VS573 | 458288 | 458607

## EQUIVALENTE / Equivalent

Cargo: 233642

1959

IMPULSOR DE PARTIDA DO MOTOR DE ARRANQUE  
STARTER DRIVE / IMPULSOR DE PARTIDA

FOTO / Photo pg. 191

## APLICAÇÃO / Application / Aplicación

Ssangyong: Korando 2.0 16V Diesel 2011...2012 | New Korando 2.0 16V Diesel 2015

## MOTOR

Ssangyong: A6711510201

1963

IMPULSOR DE PARTIDA DO MOTOR DE ARRANQUE  
STARTER DRIVE / IMPULSOR DE PARTIDA

FOTO / Photo pg. 191

## APLICAÇÃO / Application / Aplicación

Peugeot: 305 | 305 XL

## MOTOR

Lester: 30393 - Paris Rhone: D9E57 | D9E98

## EQUIVALENTE / Equivalent

Cargo: 132176 - Valeo: 102846

10003

IMPULSOR DE PARTIDA DO MOTOR DE ARRANQUE  
STARTER DRIVE / IMPULSOR DE PARTIDA

FOTO / Photo pg. 191

## APLICAÇÃO / Application / Aplicación

Buick: Century 3.1 L (189) V6 2001 - Cadillac: Escalade 5.3L (325) V8 2004...2005 - Fiat: Doblo 1.8 16V | Doblo 1.8 8V | Doblo FLEX | Idea 1.8 16V | Idea 1.8 8V | Idea FLEX | Palio 1.8 16V | Palio 1.8 8V | Palio FLEX | Punto 1.8 16V | Punto 1.8 8V | Punto FLEX | Stilo 1.8 16V | Stilo 1.8 8V | Stilo FLEX | Strada 1.8 16V | Strada 1.8 8V | Strada FLEX - General Motors/Chevrolet: Astra 1.8 e 2.0 | Avalanche 5.3L(325) V8 2004...2005 | Blazer 2.2 e 2.4 | Celta | Cobalt | Corsa 1.8 | Envoy 5.3L/5.3L XL (325) V8 2004...2005 | Express Vans 4.8L(291) V8 2004...2005 | Express Vans 5.3L(325) V8 2004...2005 | Impala 3.4L(207) V6 2001 | Lumina (Sedan) 3.1L(189) V6 2001 | Malibu 3.1L(189) V6 2001 | Meriva 1.8 | Montana | Monte Carlo 3.4L(207) V6 2001 | Prisma | S10 2.2 e 2.4 | Savana Vans 4.8L (291) V8 2004...2005 | Savana Vans 5.3L/5.3L XL (325) V8 2004...2005 | Sierra Pick Up 4.8L (291) V8 2004...2005 | Sierra Pick Up 5.3L/5.3L XL (325) V8 2004...2005 | Silverado Pick Up 4.8L(291) V8 2004...2005 | Silverado Pick Up 5.3L(325) V8 2004...2005 | Spin | SSR Sport Truck 5.3L (325) V8 2004...2005 | Suburban 5.3L(325) V8 2004...2005 | Tahoe 4.8L(291) V8 2004...2005 | Tahoe 5.3L(325) V8 2004...2005 | Trailblazer 5.3L(325) V8 2004...2005 | Vectra 2.2 | Venture 3.4L(207) V6 2001 | Yukon 4.8L (291) V8 2004...2005 | Yukon 5.3L/5.3L XL (325) V8 2004...2005 | Zafira 2.0 - Isuzu: Ascender 5.3L (325) V8 2004 - Oldsmobile: Alero 3.4L (207) V6 2001 | Silhouette 3.4L (207) V6 2001 - Opel: Astra G 2.2 16V | Signum 2.2 | Speedster 2.2 | Vectra B 2.2 16V | Vectra C 2.2 16V | Zafira 2.2 16V - Pontiac: Aztec 3.4L (207) V6 2001 | Grand AM 3.4L (207) V6 2001 | Grand Prix 3.1L (189) V6 2001 | Montana 3.4L (207) V6 2001 - Saab: 9.7 5.3L (325) V8 2005 - Saturn: 2004-01 - ZEN: Utiliza Planetária 12720

## MOTOR

General Motors/Chevrolet: 93297652 | 93297653 | 93303527 | 93304772 | 93327502 | 93374341 | 93374342 | 93384398 - Remy: 8000006 | 8000048 | 8000090 | 8000158 | 8000159 | 8000180 | 8000188 | 8000287 | 9000890 | 9000891 | 9000893 | 9000902 | 9000932 | 9000934 | 9000944 | 9000952 | 9000967 | 9000978 | 9000981 | 10452345

## EQUIVALENTE / Equivalent

Lester: 6471 | 6491 | 6493 | 6494 - Remy: 8000045 | 8000058 | 9000856 | 9000868 | 9000876 | 9000881 | 9000896 | 9000901 | 9000933 | 9000939 | 9000948 | 9000977 | 10452348 | 10455504 | 10501804 | 10504515 | 10521484 | 89017523

0032

PINHÃO  
PINION / PIÑON

FOTO / Photo pg. 192

**APLICAÇÃO / Application / Aplicación**

Ford: Campana C/R | F600 Gasolina - Willys: Linha Willys 1952...1961

**MOTOR**

Ford: 2900550 | 2900557 | 2900726 | 2900804 | B5C11002A - Remy: 1107213 | 1107258 | 1107261 | 1107322 | 1107741 | 1107788 | 1107881 | 1107928 | 1108014 | 1108032 | 1108047 | 1108048 | 1108052 | 1108056 | 1108061 | 1108062 | 1108063 | 1108064 | 1108065 | 1108066 | 1108071 | 1108081 | 1108113 | 1108152 | 1108163 | 1108166 | 1108168 | 1108169 | 1108170 | 1108171 | 1108182 | 1108235 | 1108258 | 1109388 | 1109395 | 1109462 | 1109479

**EQUIVALENTE / Equivalent**

Chrysler: FO1907 - Ford: 2900761 | FAA11350A | FAU11350A | ICM11350A | ICM11350B | ICM11350C | C1AF11350A | C1AZ11350A - Lucas Indiel: 223145 - Remy: 1883768 | 1922419 | 1923288 | 1933214 | 1938976 | 1939178 | 1950398 | 1954437 | 1958842 | 1961372

0035

PINHÃO  
PINION / PIÑON

FOTO / Photo pg. 192

**APLICAÇÃO / Application / Aplicación**

Fiat Allis: 673 MWM Diesel | 805C MWM - Lancia: Beta Z50 | Esadelta B | Esagamma | Esatu - Mercedes Benz: OM321 | OM324 | OM326 - Volvo: DR860 | DR860T | LM1240 | LM840 | S950 | SM868 | T800 | T814 | VHK116 | VHK118 | VHK310

**MOTOR**

Bosch: 0001400152 | 0001401007 | 0001401025 | 0001401041 | 0001401049 | 0001401050 | 0001401051 | 0001401052 | 0001401061 | 0001401066 | 0001401074 | 0001402008 | 0001402050 | 0001402054 | 0001402055 | 0001402058 | 0001402059 | 0001402060 | 0001402061 | 0001402071 | 0001402075 | 0001402080 | 0001402081 | 0001402083 | 0001501001 | 0001501038 | 9967600004 - Efel: 22202 - Fiat: 587624 | 4127580 | 8961386 | 8962211 | 8962232 - Iskra: 10130121 | 10130123 | 11130005 | 11130009 | 11130104 | 11130115 | 11130148 - Magneti Marelli: 63211627 | 63211665 | 63211669 | 63213127 | 63213812 | 63214349 | 63214371 | 63216225 | 63216325

**EQUIVALENTE / Equivalent**

Bosch: 2006380010 | 2006380410 | 2006380414 | 2006380418 | 2006381410 - Fiat: 8122125 | 9004794 | 9923779 - Iskra: 18100098 - Italacciai: SP201 - Lester: 16369 | 17108 | 18039 - Lucas Indiel: 223104

0036

PINHÃO  
PINION / PIÑON

FOTO / Photo pg. 192

**APLICAÇÃO / Application / Aplicación**

Alfa Romeo: 400 | 450 - Caterpillar: Motoniveladora 12E ...01/1973 - Fiat: Caminhão FNM D9500 - KHD: D8005 | M90D7FL | M90D7L - Lancia: Esadelta | Esaro 3RO | Esatu - Scania: DS11 R82A marítimo com turbo compressor Holset 4 LE | Motor D11 marítimo ED 1966 | Motor D11 R81 marítimo ED 1966...1970 | Motor DS111 R82A | Ônibus B115 ... 04/1975 | Ônibus BR110 ... 04/1975 | Ônibus BR115S ... 04/1975

**MOTOR**

Bosch: 0001401002 | 0001401044 | 0001401045 | 0001401046 | 0001402002 | 0001402051 | 0001402052 | 0001402053 | 0001402057 | 0001501003 | 0001501020 | 0001501032 | 9000085004 | 9967600005 - Fems: MTH241 | MTH242 | MTH244 - Iskra: 11130158

**EQUIVALENTE / Equivalent**

Bosch: 2006380558 | 2006381558 - Fems: 3550 - Fiat: 9008738 - Iskra: 18100021 - Italacciai: SP205 - Lucas Indiel: 223105 - Volkswagen: 2431807

0087

PINHÃO  
PINION / PIÑON

FOTO / Photo pg. 192

**APLICAÇÃO / Application / Aplicación**

ABG: Jumbo 140 - Aifo: M32S | M42S | M52S - Asia Motors: PR425 - Case: Pá Carregadeira com motor Scania | Trator 2470 | Trator 4490 | Trator W36 - Daf: 95310 | 95330 | 95350 | 95360 | 95380 | 95400 | 95430 - Falr: M1620H - Fiat: 13.304F | 159 | 190 F20-190 (Unic V 85 S) | 190PAC20 | 260 | 260 (Unic V 85 S) | 26304DFS | 30.304DFS | Caminhão 130NC | Caminhão 150NC | Caminhão 190 | NC20-170 | NR | NT20 - Fiat Allis: Trator de Esteiras AD14 com motor Scania Fiat Iveco: 130.20 | 150.20 | 159.20 | 170.20 | 190.20 - Ford: Caminhão Cargo 1317 | Caminhão Cargo 1320 | Caminhão Cargo 1517 | Caminhão Cargo 1520 | Caminhão Cargo 1617 | Caminhão Cargo 1620 | Caminhão Cargo 2220 | Caminhão Cargo 2420 | Caminhão Cargo 2817 | Caminhão Cargo 3020 | Caminhão Cargo 3220 - KHD: DL1300 | F6L413 | F8L413 | L | M150E10 | M150L10 | M170D | M200L | M232D | R | S | SH | TL | TR - Massey Ferguson: Trator MF4780 (SSB-DN11) | Trator MF4780 com motor Scania DN11 - Mercedes Benz: Caminhão MB856 | Caminhão MB858 | Caminhão MB866 | Caminhão MB868 - Pegaso: 1228T | 1231 | 1236 | 1331 | 1431 | 2331 | 2431K | 3560 | 5023 | 5024 | 5036 | 6038 | 6420 | 6424 - Scania: Caminhão 140 | Caminhão 140 Super | Caminhão 141 Super | Caminhão 145 | Caminhão BR145 | Caminhão CR145L | Caminhão CR145T | Caminhão CR145X | Caminhão DSI14 | Caminhão L101 | Caminhão L142 | Caminhão LK140 | Caminhão LK141 | Caminhão LK142 | Caminhão LKS140 | Caminhão LKS141 | Caminhão LKS142 | Caminhão R142 | Caminhão R142-410 | Caminhão T142 | Caminhão T142-410 | Chassi p/ ônibus K112, S112 | Ônibus BR115 05/1975... | Ônibus BR115S 05/1975... | Ônibus BR116 05/1975... | Ônibus BR116S 05/1975... - Valmet: 110KVA | 115KVA | 125KVA | 150KVA (V1308) - Volvo: Caminhão 59 | Caminhão B10M | Caminhão B58 | Caminhão F10 | Caminhão F88 | Caminhão FB88 | Caminhão G88.T | Caminhão N | Caminhão N10 | Caminhão N12 | Caminhão NB88TS | Caminhão NL10210 | Caminhão NL10340 | Caminhão NL12400 | Caminhão R | Caminhão T | Chassi p/ ônibus B10M | Chassi p/ ônibus B58E

0087

PINHÃO  
PINION / PIÑON

FOTO / Photo pg. 192

**MOTOR**

Bosch: 0000084013 | 0001410019 | 0001410032 | 0001410034 | 0001410037 | 0001410044 | 0001410046 | 0001410050 | 0001410062 | 0001410063 | 0001410069 | 0001410074 | 0001410077 | 0001410087 | 0001410098 | 0001410102 | 0001410106 | 0001410111 | 0001410115 | 0001410105 | 0001411010 | 0001411012 | 0001411013 | 0001411015 | 0001411016 | 0001411036 | 0001411038 | 0001414008 | 0001414019 | 0001415008 | 0001415009 | 0001415011 | 0001415013 | 0001415017 | 0001416003 | 0001416005 | 0001416006 | 0001416007 | 0001416008 | 0001416009 | 0001416011 | 0001416012 | 0001416030 | 0001416031 | 0001416032 | 0001416033 | 0001416034 | 0001416035 | 0001416036 | 0001416039 | 0001416048 | 0001416049 | 0001416050 | 0001416053 | 0001416058 | 0001416062 | 0001416067 | 0001416068 | 0001416069 | 0001416070 | 0001416071 | 0001416075 | 0001416076 | 0001417002 | 0001417016 | 0001417022 | 0001417023 | 0001417024 | 0001417033 | 0001417035 | 0001417042 | 0001417043 | 0001417044 | 0001417045 | 0001417047 | 0001417048 | 0001417054 | 0001417055 | 0001417056 | 0001417060 | 0001417066 | 0001417068 | 0001417071 | 0001417072 | 0001418010 | 9000084010 | 9000084011 | 9000084012 | 9000084013 | 9000084014 | 9000084017 | 9000084018 | 9000084019 | 9000084021 - Fiat: 61227993 - Italacciai: 1410032 - Pegaso: 6100S

**EQUIVALENTE / Equivalent**

Bosch: 2006382018 | 2006382019 | 2006382152 | 2006382156 | 2006382172 - Cargo: 130418 - Efel: 10779 - Fiat: 8122126 | 9004229 | 9984246 - Iskra: 15100152  
Italacciai: SP208 - Lester: 17094 | 18117 | 18220 | 18222 | 18253 - Lucas: TMB156 - Lucas Indiel: 222421 | 223204

0170

PINHÃO  
PINION / PIÑON

FOTO / Photo pg. 192

**APLICAÇÃO / Application / Aplicación**

Austin: 1100 | Allegro | Maxi | Mini - Bedford: CF | Chevanne | Ha Van - Hillman: Avenger | Hunter - Innocenti: Mini | Regent - MG Car: 1300 | Midget - Morris: Marina | Oxford - Triumph: Dolomite | Spitfire | Toledo - Vauxhall: Victor

**MOTOR**

Italacciai: MTJ01201 - Lucas Indiel: 25147DM35

**EQUIVALENTE / Equivalent**

Bosch: 9001336211 - Femsas: 148981 - Italacciai: SD300 - Lester: 16121 | 16122 | 16167 | 16168 | 16188 - Lucas: TLB112 | 54252212

0171

PINHÃO  
PINION / PIÑON

FOTO / Photo pg. 192

**APLICAÇÃO / Application / Aplicación**

Austin: 1100 | Allegro | Maxi | Mini - Bedford: CF | Chevanne | Ha Van - Hillman: Avenger | Hunter - Innocenti: Mini | Regent - MG Car: 1300 | Midget - Morris: Marina | Oxford - Triumph: Dolomite | Spitfire | Toledo - Vauxhall: Victor

**MOTOR**

Lucas Indiel: 25147DM35

**EQUIVALENTE / Equivalent**

Lucas: 250698

0218

PINHÃO  
PINION / PIÑON

FOTO / Photo pg. 192

**APLICAÇÃO / Application / Aplicación**

Mercedes Benz: 1319 | 1320 | 1418 | 1419 | 1420 | 1425 | 1425 S | 1517 | 1518 | 1519 | 1520 | 1524 | 1525 | 1622 | 1924 | 1929 | 1932 | 1933 | 1934 | 2019 | 2025 S | 2028 LS | 2219 | 2220 | 2222 | 2225B | 2228 | 2233 | 2236 | 2238 | 2624A | 2628 | 2628A | 2628B | 2633 | 2636 | 2638 | 3025 B | 3028 K | 3250A | 3328 | 3328B | 3333 | 3336 | 3336A | 3850A | Chassi p/ Ônibus 1420 | Chassi p/ Ônibus 1517 | Chassi p/ Ônibus 1518 | Chassi p/ Ônibus O364 | Chassi p/ Ônibus O370 | Chassi p/ Ônibus O371 | Chassi p/ Ônibus O371UP | Chassi p/ Ônibus OH1419 | Motor Estacionário, gerador, industrial e marítimo OM352 | Motor Estacionário, gerador, industrial e marítimo OM352A | Motor Estacionário, gerador, industrial e marítimo O371 OM355-5A, 6A, 6LA | Motor Estacionário, gerador, industrial e marítimo OM352 | Motor Estacionário, gerador, industrial e marítimo O371UP OM355-5 | Motor Estacionário, gerador, industrial e marítimo OM314 | O 303 | O 305 | O 305G | O 307 | O 345, O 345G | O 355 | O 364 | O 365 | O 370 | O 370RS | O 370RSD | O 371R | O 371RS | O 371RSD | O370R - MWM: Motor marítimo D232 V6/V8 1970 ED e V12 T/TD 1970 ED 12 e 24 OM232 V | Motor marítimo TD232 V6/V8 1970 ED e V12 T/TD 1970 ED 12 e 24 OM232 V

**MOTOR**

Bosch: 0001410015 | 0001410016 | 0001410021 | 0001410022 | 0001410029 | 0001410041 | 0001410043 | 0001410052 | 0001410058 | 0001410078 | 0001410083 | 0001410088 | 0001410089 | 0001410090 | 0001411009 | 0001411014 | 0001413001 | 0001413004 | 0001413006 | 0001413010 | 0001414003 | 0001414009 | 0001414010 | 0001414011 | 0001414015 | 0001414018 | 0001414022 | 0001415001 | 0001415002 | 0001415006 | 0001415010 | 0001415027 | 0001416002 | 0001416013 | 0001416017 | 0001416022 | 0001416023 | 0001416024 | 0001416026 | 0001416028 | 0001417001 | 0001417028 | 0001417036 | 9000084016

**EQUIVALENTE / Equivalent**

Bosch: 2006382020 | 2006382150 | 2006382176 | 2006383150 - Cargo: 130419 - Fiat: 8122127 | 8122128 - Italacciai: SP211 - Lester: 17108 | 18113 | 18221 | 18225 | 18257 - Lucas: TMB150 - Lucas Indiel: 222419

0280

PINHÃO  
PINION / PIÑON

FOTO / Photo pg. 192

**APLICAÇÃO / Application / Aplicación**

Ford: Capri 1.3 e 1.6 | Fiesta 1.0, 1.1 | Van

0280

PINHÃO  
PINION / PIÑON

FOTO / Photo pg. 192

**MOTOR**

Italacciai: 25142A - Lucas Indiel: 25276AM35 | 25345AM35 | 25142AHM35 | 25148AJM35

**EQUIVALENTE / Equivalent**

Italacciai: SD197 - Lester: 16169 - Lucas: TLB111 | 54240293 | 54240294 | 54240295 | 54242330 | 54252215 | 54261658 | 60251022

0380

PINHÃO  
PINION / PIÑON

FOTO / Photo pg. 192

**APLICAÇÃO / Application / Aplicación**

Austin: Allegro | Maxi | Mini - Bedford: Ha Van - Ford: Escort Van | Fiesta Van - Lotus: Seven - TVR: Vixen 1300

**MOTOR**

Italacciai: 25148A - Lucas Indiel: 25276AM35 | 25345AM35 | 25142AHM35 | 25148AJM35

**EQUIVALENTE / Equivalent**

Italacciai: SD197 - Lester: 16169 - Lucas: TLB111 | 54240293 | 54240294 | 54240295 | 54242330 | 54252215 | 54261658 | 60251022

1216

PINHÃO  
PINION / PIÑON

FOTO / Photo pg. 192

**APLICAÇÃO / Application / Aplicación**

Willys: Linha Willys

**MOTOR**

Ford: FAJ11001B | FAN11001A | FAP11001A | FAS11001A - Remy: 1107037 | 1107056 | 1107074 | 1107084 | 1107087 | 1107088 | 1107089 | 1107092 | 1107095 | 1107115 | 1107116 | 1107125 | 1107126 | 1107134 | 1107139 | 1107141 | 1107149 | 1107158 | 1107173 | 1107196 | 1107198 | 1107217 | 1107235 | 1107253 | 1107605 | 1107654 | 1107658 | 1107659 | 1107695 | 1107728 | 1107745 | 1107746 | 1107747 | 1107755 | 1107762 | 1107787 | 1107830 | 1107927 | 1107943 | 1107954 | 1107977 | 1108008 | 1108015 | 1108021 | 1108029 | 1108037 | 1108057 | 1108068 | 1108077 | 1108078 | 1108106 | 1108112 | 1108126 | 1108131 | 1108149 | 1108150 | 1108186 | 1109384 | 1109450 | 1109457 | 1109458 | 1109468 | 1109654 | 1109671

**EQUIVALENTE / Equivalent**

Chrysler: 3837936 | 3837986 - Ford: BRNN11350 | FAB11350A | FAC11350A | FAD11350A | FAV11350A - Remy: D2010 | D2012 | D2023 | 1878079 | 1881636 | 1887463 | 1904170 | 1909204 | 1912766 | 1913587 | 1913589 | 1918219 | 1922266 | 1925079 | 1925285 | 1925871 | 1938637 | 1952832 | 1958621 | 1964293 | 1971147

9186

PINHÃO  
PINION / PIÑON

FOTO / Photo pg. 192

**APLICAÇÃO / Application / Aplicación**

Honda: Civic 1.3 - 1.4 - 1.5 - 1.6 | Concerto 1.3 - 1.4 - 1.5 (16v) | Shuttle 1.5 - 1.6 - Kubota: Tratores - Toyota: 2S - 2Y - 3Y - 4Y | Camry 1.8 - 2.0 | Carina II 1.8 - 2.0 | Corolla 1.8 - 2.0 | MR2 - ZEN: Utilizado no Impulsor ZEN 0947 e ZEN 0818

**MOTOR**

Honda: DRK1E | 31200657671 | 31200675671 | 31200689661 | 31200689662 | 31200PAO671 | 31200PB2016 | 31200PC2004 | 31200PC2661 | 31200PC2662 | 31200PC2671 | 31200PC2672 | 31200PC6661 | 31200PD2661 | 31200PE0661 | 31200PE1671 | 31200PG6911 | 31200PM3003 | 31200PV2662 | 31200PV2671  
Nippondenso: 128000721 | 1280005080 | 128007210 | 280001661 | 280002911 | 280004020 | 280004021 | 280004044 | 280004240 | 280004241 | 280004242 | 280004243 | 280004250 | 280004251 | 280004252 | 280004253 | 280004320 | 280004321 | 280004322 | 280004323 | 280004340 | 280004341 | 280004342 | 280004343 | 280004450 | 280004510 | 280004512 | 280004540 | 280004550 | 280004900 | 280004940 | 280004951 | 280005100 | 280005820 | 280005821 | 280005822 | 280005900 | 280005910 | 280005912 | 280005913 | 280006000 | 280006001 | 280006030 | 280006040 | 280006140 | 280006360 | 280006361 | 280006362 | 280006620 | 280006701 | 280006710 | 280006711 | 280007190 | 280007191 | 280007320 | 280007321 | 280007380 | 280007390 | 280007391 | 280007392 | 280007550 | 280007560 | 280007620 | 280007700 | 280007990 | 280008000 | 280008050 | 280008060 | 280008080 | 280008180 | 280008220 | 280008380 | 280008620 | 280008670 | 280009070 | 280009120 | 280009121 | 280009260 | 280009270 | 280009320 | 280009321 | 280009340 | 280009380 | 280009720 | 280009730 | 280009860 | 1280000120 | 1280000130 | 1280000280 | 1280000300 | 1280000400 | 1280000590 | 1280000620 | 1280000622 | 1280001240 | 1280001250 | 1280001350 | 1280001370 | 1280001440 | 1280001900 | 1280002040 | 1280002060 | 1280002180 | 1280002190 | 1280002590 | 1280003350 | 1280004420 | 1280005080 | 1280005340 | 1280005561 | 1280005571 | 1280005580 | 1280005581 | 1280005630 | 1280005691 | 1280005700 | 1280005780 | 1280007210 | 1280008200 | 1280008210 | 1280008500 | 1280009950 - Toyota: 2810010040 | 2810013010 | 2810015020 | 2810015040 | 2810015070 | 2810015130 | 2810015180 | 2810016020 | 2810016080 | 2810020550 | 2810020551 | 2810020552 | 2810026043 | 2810026053 | 2810026061 | 2810026063 | 2810026070 | 2810026100 | 2810026110 | 2810026120 | 2810027050 | 2810034044 | 2810034052 | 2810034060 | 2810034080 | 2810041060 | 2810045030 | 2810045031 | 2810045032 | 2810060070 | 2810063020 | 2810063050 | 2810072010 | 2810072020 | 2810072090

**EQUIVALENTE / Equivalent**

Honda: 31213671671 | 31221657004 - Lester: 16248 | 16586 | 16600 | 16760 | 16761 | 16905 | 16906 | 17027 | 17028 | 17101 | 17118 | 17254 | 17345 | 17365 | 17374 | 17378 | 17606 - Nippondenso: 0280993088 | 0280993090 | 0283001603 - Toyota: 2801126041 | 2801126042 - Unipoint: SD5201

9301

PINHÃO  
PINION / PIÑON

FOTO / Photo pg. 192

**APLICAÇÃO / Application / Aplicación**

Toyota: 2B, 3B - ZEN: Utilizado no Impulsor ZEN 1827



<b>9301</b>	PINHÃO PINION / PIÑON	FOTO / Photo pg. 192
<b>MOTOR</b>		
Nippondenso: 280005490   280005580   280005581   280005593   280005850   280005860   280006200   280006290   280006340   280006560   280006561   280006640   280006880   280007240   280007810   280008070   280009770   1280004100   1280005090   1280005300   1280007750 - Toyota: 2810022060   2810042800   2810054010   2810054061   2810054090   2810047090C		
<b>EQUIVALENTE / Equivalent</b>		
Lester: 16830   16881   18151   18190 - Nippondenso: 0280993310   0283002011 - Toyota: 2801154010		

<b>9307</b>	PINHÃO PINION / PIÑON	FOTO / Photo pg. 192
<b>APLICAÇÃO / Application / Aplicación</b>		
Chrysler: E Class 4 Cil 2.6L 2555cc 156cid 1983...1984   Executive Limousine 4 Cil 2.6L 2555cc 156cid 1985   Executive Sedan 4 Cil 2.6L 2555cc 156cid 1983...1984   LeBaron 4 Cil 2.6L 2555cc 156cid 1982...1985   New Yorker 4 Cil 2.6L 2555cc 156cid 1983...1985   Town E Country 4 Cil 2.6L 2555cc 156cid 1982...1983   Town E Country 4 Cil 2.6L 2555cc 156cid 1985 - Dodge: 400 4 Cil 2.6L 2555cc 156cid 1982...1983   600 4 Cil 2.6L 2555cc 156cid 1983...1985   Aries 4 Cil 2.6L 2555cc 156cid 1981...1985   Caravan 4 Cil 2.6L 2555cc 156cid 1984...1987   Mini Ram 4 Cil 2.6L 2555cc 156cid VIN G 1984...1987   Royal Mini Ram 4 Cil 2.6L 2555cc 156cid 1984...1987 - Plymouth: Caravelle 4 Cil 2.6L 2555cc 156cid 1983...1985   Reliant 4 Cil 2.6L 2555cc 156cid 1981...1985   Voyager 4 Cil 2.6L 2555cc 156cid 1984...1987 - ZEN: Utilizado no Impulsor ZEN 0750		
<b>EQUIVALENTE / Equivalent</b>		
Lester: 16676   17007   17020   17083   17091   17129   17197   17216   17363   17368   17579   18154 - Nippondenso: 0280993380   0280996260   0280996300		

<b>9350</b>	PINHÃO PINION / PIÑON	FOTO / Photo pg. 192
<b>APLICAÇÃO / Application / Aplicación</b>		
Honda: Accord   Civic   Prelude		
<b>MOTOR</b>		
Honda: 31200PC2663   31200PC2681   31200PC6663   31200PD2662   31200PD2663   31200PD2664   31200PE0664   31200PE0665   31200PE1673   31200PE1674   31200PG6914   31200PH3953   31200PK2006   31200PK2026   31200PK2953   31200PK2955   31200PM1005   31200PM3005   31200PT0900		
<b>EQUIVALENTE / Equivalent</b>		
Honda: 31204PC016   31204PC2016   31204PD1003   31204PD1013   31204PH3006   31204PJ7903 - Lester: 16845   16901   16902   16914   16960   17160   17491		

<b>9402</b>	PINHÃO PINION / PIÑON	FOTO / Photo pg. 192
<b>APLICAÇÃO / Application / Aplicación</b>		
Bluebird Bus: Bluebird - Caterpillar: 2.5kW/12 Volt - ZEN: Utilizado no Impulsor ZEN 1831		
<b>MOTOR</b>		
Nippondenso: 280006780   1280001060   1280001780   1280002250   1280002251   1280002560   1280003030   1280004080   1280004090   1280004970   1280005370   1280005600   1280005620   1280005621   1280007040   1280008290   1280009610   2280000020		
<b>EQUIVALENTE / Equivalent</b>		
Lester: 16981   17348   17380   17385   17388   17391   17393   17399   17458   17609   17611   17613   17614 - Nippondenso: 0280993270   0283003690   0283005450		

<b>9492</b>	PINHÃO PINION / PIÑON	FOTO / Photo pg. 192
<b>APLICAÇÃO / Application / Aplicación</b>		
Chrysler: Chrysler Concorde 3.3L - Dodge: Intrepid 3.3L - Eagle: Vision 3.3L - ZEN: Utilizado nos Impulsores ZEN 0817 e 1566		
<b>MOTOR</b>		
Nippondenso: 228000036		
<b>EQUIVALENTE / Equivalent</b>		
Lester: 17460   17465		

<b>9495</b>	PINHÃO PINION / PIÑON	FOTO / Photo pg. 193
<b>APLICAÇÃO / Application / Aplicación</b>		
Nissan: Lift Trucks AH A15 Engine   Lift Trucks APH A15 Engine   Lift Trucks APH H20 Engine   Lift Trucks Ash A15 Engine   Lifts Trucks Ash H20 Engine   Lifts Trucks Cef H20 Engine   Nissan 23300-20H00, 23300-20H12   Nissan 23300-20H00, 23300-20H12 Nissan Ag   Nissan Lift Truck - TCM Equipment Ag: Lifts Trucks Fhg 20N Z24 Engine		
<b>MOTOR</b>		
Lester: 16947 - Mitsubishi: M2T58081   M2T58381   M2T58481		

<b>9495</b>	PINHÃO PINION / PIÑON	FOTO / Photo pg. 193
EQUIVALENTE / Equivalent		
Mitsubishi: M605X34971 - Nissan: 2335720H12		

<b>9502</b>	PINHÃO PINION / PIÑON	FOTO / Photo pg. 193
APLICAÇÃO / Application / Aplicación		
Lexus: ES250 6 cil 2.5L 2508cc 1990...1991 - Toyota: Camry 4 cil 2.0L 1998cc 1989...1991   Camry 4 cil 2.0L 1998cc 122cid 1987...1991   Camry 6 cil 2.5L 2508cc 1988...1991   Celica 4 cil 2.0L 1998cc 1987...1989   Celica 4 cil 2.0L 1998cc 122cid 1987...1993   Celica 4 cil 2.2L 2164cc 1990...1993		
EQUIVALENTE / Equivalent		
Lester: 16893   16978		

<b>9506</b>	PINHÃO PINION / PIÑON	FOTO / Photo pg. 193
APLICAÇÃO / Application / Aplicación		
Lexus: ES250 6 cil 2.5L 2508cc 1990...1991 - Toyota: Camry 4 cil 2.0L 1998cc 1989...1991   Camry 4 cil 2.0L 1998cc 122cid 1987...1991   Camry 6 cil 2.5L 2508cc 1988...1991   Celica 4 cil 2.0L 1998cc 1987...1989   Celica 4 cil 2.0L 1998cc 122cid 1987...1993   Celica 4 cil 2.2L 2164cc 1990...1993 - ZEN: Utilizado no Impulsor ZEN 1555		
EQUIVALENTE / Equivalent		
Lester: 16893   17263   17534 - Nippondenso: 0283716490		

<b>9525</b>	PINHÃO PINION / PIÑON	FOTO / Photo pg. 193
APLICAÇÃO / Application / Aplicación		
Nissan: E16   NX 1600   NX 2000   Pulsar 1.6   Sentra 1.6 - ZEN: Utilizado no Impulsor ZEN 0793		

<b>9526</b>	PINHÃO PINION / PIÑON	FOTO / Photo pg. 193
APLICAÇÃO / Application / Aplicación		
Volkswagen: LT TD - Volvo: 240 D, 740 TD, 940 TD - ZEN: Utilizado no Impulsor ZEN 0792		
MOTOR		
Thermo King: 451229   451263   451285		
EQUIVALENTE / Equivalent		
Thermo King: 446676   446681		

<b>9527</b>	PINHÃO PINION / PIÑON	FOTO / Photo pg. 193
APLICAÇÃO / Application / Aplicación		
Nissan: CD17   CD20 - ZEN: Utilizado no Impulsor ZEN 0790		
MOTOR		
Hitachi: S1369   S1381   S13101   S13102   S13104   S1366A   S1392A   S114367   S114471   S114472   S114482   S13105A   S114357B   S114395A - Nissan: 2330000   233007260   2330010G02   2330054A01   2330083W00   23300V0703   23300V7200   23300W2804		
EQUIVALENTE / Equivalent		
Hitachi: 211495501 - Lester: 16733   16809   18053   18054   18061 - Nissan: 23357W1700		

<b>9542</b>	PINHÃO PINION / PIÑON	FOTO / Photo pg. 193
APLICAÇÃO / Application / Aplicación		
Acura: Integra 4 Cil 1.7L 1678cc 1992...1993   Integra 4 Cil 1.8L 1834cc 1992...1993		
MOTOR		
Nippondenso: 228000022		

<b>9632</b>	PINHÃO PINION / PIÑON	FOTO / Photo pg. 193
APLICAÇÃO / Application / Aplicación		
Dodge: Ram 2500 10 Cil 8.0L 7990cc 488cid 1994...1995   Ram 3500 10 Cil 8.0L 7990cc 488cid 1994...1995		
MOTOR		
Nippondenso: 228000180   228000340		

<b>9632</b>	PINHÃO PINION / PIÑON	FOTO / Photo pg. 193
<b>EQUIVALENTE / Equivalent</b>		
Lester: 17549   17574		

<b>9678</b>	PINHÃO PINION / PIÑON	FOTO / Photo pg. 193
<b>APLICAÇÃO / Application / Aplicación</b>		
Toyota: Carina E T19 2.0 D CT190   Carina E Saloon T19 2.0 D CT190   Corolla E10 2.0 D CE100   Corolla E11 2.0 D CE110   Corolla Compact E10 2.0 D CE100   Corolla Compact E11 2.0 D CE110   Corolla Liftback E10 2.0 D CE100   Corolla Liftback E11 2.0 D CE110   Corolla Wagon E10 2.0 D CE100   Corolla Wagon E11 2.0 D CE110   Echo P1 1.4 D-4D   Hiace I Box H10 2.2 D LH20-30   Hiace II Box H20 2.4 D   Hiace III Box H50 2.4 D 4WD   Hiace III Wagon H50 2.4 D, 2.4 D 4WD   Hiace IV Box 2.4 D LXH12, LXH22, 2.4 TD 4WD LXH18, LXH28   Hiace IV Wagon 2.4 D, 2.4 TD LXH12, LXH22, 2.4 TD 4WD H18/28   Hilux 2.8   Hilux II Pickup N 2.4 D, 2.4 D 4WD, 2.4 TD 4WD   Land Cruiser Bundera J7 2.4 D LJ70, 2.4 TD LJ70, LJ73, 2.4 TD LJ70   Land Cruiser Hardtop J7 2.4 TD LJ77   Yaris Verso NC/LP2 1.4 D-4D NLP22		
<b>MOTOR</b>		
Nippondenso: 280008451   280008980   280000930   280005350   280009550   280009560   280009860   280009870   280009880   2280000200   2280000460   2280000880   2280001850   2280001900   2280002120   2280002680   2280002690   2280002700   2280003620   2280003630   2280003640   2280003641   2280003642   2280003680 - Toyota: 2810054380   2810064010   2810064040   2810064070   2810064100   2810064110   2810064130   2810064140   2810064190   2810064200   2810064210   2810064310		
<b>EQUIVALENTE / Equivalent</b>		
Nippondenso: 0280993910   0283715730   0283717060		

<b>9702</b>	PINHÃO PINION / PIÑON	FOTO / Photo pg. 193
<b>APLICAÇÃO / Application / Aplicación</b>		
Volvo: 240 Séries 2.4L - 2383cc (D24) 1985   740 Séries 2.4L - 2383cc (D24T) 1985...1986   760 Séries 2.4L - 2383cc (D24, D24T) 1985		
<b>MOTOR</b>		
AES: 17138   S1935 - AES New: S1935N   S1936N - AIM: SJ0053R - Arc: S1660 - Arrowhead: SHI0015   SHI0032 - Beck Arnley: 1870556 - Bosch Reman: SR97X Cargo: 111120 - Dixie: S6106 - Dubois: 916584 - Hitachi: S1391   S1391A - Lucas Reman: S7133   S7219 - Romaine: 4117138 - TRW: LRS661 - Volvo: 1328391   1328396   5003003   132839-6   50030030   5003003-0 - WAI: 21289HI - Wilson: 91251101 - Woodauto: STR72029 - Worldwide: 16942		
<b>EQUIVALENTE / Equivalent</b>		
Accurate: 4798798 - Ace: 4798 - AES New: 1946 - AIM: SJ0779A - Amsco: HT230 - Arrowhead: SHI5308 - CPC: SDHI2662A - Dubois: 297400 - Just Parts: BO26021N   HT25034NPS1 - Lester: 62042662A - SWS: 11812010		

<b>9705</b>	PINHÃO PINION / PIÑON	FOTO / Photo pg. 193
<b>APLICAÇÃO / Application / Aplicación</b>		
Ford: E450 Econoline Super Duty V10 6.8L 415cid 2002   Excursion V10 6.8L 415cid 2000...2005   Excursion V8 5.4L 330cid 2000...2005   Expedition V8 4.6L 281cid 1999...2004   Expedition V8 5.4L 330cid 1999...2006   Expedition V8 5.4L 330cid 2010...2014   Expedition V8 5.4L 5409cc 330cid 2010   F150 V8 4.6L 281cid 1999...2006   F150 V8 5.4L 330cid 1999...2006   F150 Heritage V8 4.6L 281cid 2004   F150 Heritage V8 5.4L 330cid 2004   F250 V8 4.6L 281cid 1999   F250 V8 5.4L 330cid 1999   F250 Super Duty V10 6.8L 415cid 1999...2006   F250 Super Duty V10 6.8L 415cid 2010   F250 Super Duty V8 5.4L 330cid 1999...2006   F350 Super Duty V10 6.8L 415cid 1999...2006   F350 Super Duty V10 6.8L 415cid 2010   F350 Super Duty V8 5.4L 330cid 1999...2006   F450 Super Duty V10 6.8L 415cid 1999...2006   F450 Super Duty V10 6.8L 415cid 2009...2010   F53 V10 6.8L 415cid 1999...2006   F53 V10 6.8L 415cid 2009...2010   F550 Super Duty V10 6.8L 415cid 1999...2006   F550 Super Duty V10 6.8L 415cid 2009...2010   Mustang V8 4.6L 281cid 2005 - Lincoln: Blackwood V8 5.4L 330cid 2002   Mark LT V8 5.4L 330cid 2006   Navigator V8 5.4L 330cid 1999...2006   Navigator V8 5.4L 330cid 2011...2014		
<b>EQUIVALENTE / Equivalent</b>		
Lester: 6646		

<b>10049</b>	PINHÃO PINION / PIÑON	FOTO / Photo pg. 193
<b>APLICAÇÃO / Application / Aplicación</b>		
Acura: Integra 1992...1993		
<b>MOTOR</b>		
Nippondenso: 1280007080   1280007460   2280000810   2280002050   2280002260   2280003990   2280005040   2280006421   2280007200		
<b>EQUIVALENTE / Equivalent</b>		
Nippondenso: 0283005430   0283008100   0283008550   0283008600		

<b>12609</b>	PINHÃO PINION / PIÑON	FOTO / Photo pg. 193
<b>APLICAÇÃO / Application / Aplicación</b>		
Lexus: ES300 V6 3.0L 2959cc 1995...1997 - Toyota: Avensis 2.0   Camry 1.8 / 2.0 / 2.2 / 2.5 V6 / 3.0 V6   Carina II 2.0i   Celica GT 2.0   Celica GTI 16 V   Celica Turbo 2.0   Picnic 2.0   R-2 GT-Turbo 2.0   RAV-4 2.0		
<b>MOTOR</b>		
Nippondenso: 280002220   280006250   280007830   1280000070   1280000071   1280000140   1280001160   1280001161   1280001470   1280003471   1280003472   1280003482   1280005590   1280005942   1280005952   1280006280   2280001000   2280001001   2280001040   2280001070   2280001071   2280003330   2280004740		
<b>EQUIVALENTE / Equivalent</b>		
Nippondenso: 0280995590   0280996550   0283711980   0283716190		

<b>12658</b>	PINHÃO PINION / PIÑON	FOTO / Photo pg. 193
<b>APLICAÇÃO / Application / Aplicación</b>		
Mazda: Especial/Special - Mitsubishi: Canter - Nissan: Especial/Special - Yale: Especial/Special - ZEN: Utilizado no Impulsor 0957		
<b>MOTOR</b>		
Mazda: S21118400   V10118400B - Mitsubishi: M2T54372   M2T54571   M2T54572   M2T56071   M2T57871   M2T57881   M2T60072   M2T61771   M2T64372   M2T64373   M2T66371   M2T66872   M2T66873   M2T67871   M2T67872   M2T67873   M2T67881   M2T67882   M2T67883   M2T78271   M3T56471   M3T57371   M3T57575   M3T66071   M3T66072   M3T66073   M3T66074   ME007517   ME008815   ME017034   ME017035   ME017056   ME017061   MG120413		
<b>EQUIVALENTE / Equivalent</b>		
Mazda: 859924740 - Mitsubishi: ME700121   23314T9000   M357T71671   M357T76171   M605X31971		

<b>12659</b>	PINHÃO PINION / PIÑON	FOTO / Photo pg. 193
<b>APLICAÇÃO / Application / Aplicación</b>		
Mazda: Especial/Special - Mitsubishi: Canter - Nissan: Especial/Special - Yale: Especial/Special - ZEN: Utilizado no Impulsor 0957		
<b>MOTOR</b>		
Mazda: S21118400   V10118400B - Mitsubishi: M2T54372   M2T54571   M2T54572   M2T56071   M2T57871   M2T57881   M2T60072   M2T61771   M2T64372   M2T64373   M2T66371   M2T66872   M2T66873   M2T67871   M2T67872   M2T67873   M2T67881   M2T67882   M2T67883   M2T78271   M3T56471   M3T57371   M3T57575   M3T66071   M3T66072   M3T66073   M3T66074   ME007517   ME008815   ME017034   ME017035   ME017056   ME017061   MG120413		
<b>EQUIVALENTE / Equivalent</b>		
Mazda: 859924740 - Mitsubishi: ME700121   23314T9000   M357T71671   M357T76171   M605X31971		

<b>12812</b>	PINHÃO PINION / PIÑON	FOTO / Photo pg. 193
<b>APLICAÇÃO / Application / Aplicación</b>		
Mitsubishi: E2500 Diesel XA   E3000   Fuso Canter 20   Fuso Canter 30   Fuso Canter 31   Fuso Canter 32 1988   Fuso Canter 33   Fuso Canter 35   Fuso Canter 3600   Fuso Canter 4D30   Fuso Canter 4D31T 1987   Fuso Canter 4DRS 1984...1988   L200   Light Bus HA   Wheel Loader S4E - Nissan: Fork Lifts - ZEN: ZEN 1046 e 1047		
<b>MOTOR</b>		
Mitsubishi: 232415   M2T55271   M2T56181   M2T56182   M2T56185   M2T56271   M2T56471   M2T57771   M2T62971   M2T65271   M2T74171   MD069166   MD070934   MD084414   MD164975   MD164976		
<b>EQUIVALENTE / Equivalent</b>		
Mitsubishi: MD607789   M605X65171		

<b>12913</b>	PINHÃO PINION / PIÑON	FOTO / Photo pg. 194
<b>APLICAÇÃO / Application / Aplicación</b>		
Honda: Fit (Jazz)		

<b>13021</b>	PINHÃO PINION / PIÑON	FOTO / Photo pg. 194
<b>APLICAÇÃO / Application / Aplicación</b>		
Kia: Besta 2.7 arranque Mando - ZEN: Utilizado no Impulsor ZEN 1667		
<b>MOTOR</b>		
Mando: MG122423   MG122565		

<b>13119</b>	PINHÃO PINION / PIÑON	FOTO / Photo pg. 194
<b>APLICAÇÃO / Application / Aplicación</b>		
Freightliner: Cascadia com motor DD13, DD15, DD16   Cascadia com motor MBE4000   Century com motor MBE4000   Coronado com motor DD15, DD16, DD13 Mercedes Benz: Caminhões - Rodoviária 2035 (4x2), 2040 (4x2), 2044 (4x2), 2540 (6x2), 2544 (6x2)   Caminhões Família Atron 1635 Com motor eletrônico 24V OM 457 LA - Euro V 01/2012...   Fora de estrada 3340 (6x4), 3344 (6x4), 4140 (6x4) e 4144 (6x4)   Fora de Estrada Família Axor: 3341 K,S,P, 3344K,S,P, 4141K e 4144 K Com motor eletrônico 24V OM 457 LA - Euro V 01/2012...   Ônibus / Buses 0500RS (4x2) e 0500RSD (6x2), OM457LA Eletrônico / Electrónico 6 cil   Ônibus Rodoviário: O500 RS 1836 e O500 RSD 2436 6x2 Com motor eletrônico OM457 LA - Euro V 01/2012...   Ônibus Urbano: O500 MA 2836 e O500 UA 2836 Com motor eletrônico OM457 LA - Euro V   RodoviárioFamília Axor: 2036 Estradeiro, 2036 Multiuso, 2041 Estradeiro, 2041 Mu Com motor eletrônico 24V OM 457 LA - Euro V 01/2012... - Remy: 39MT		
<b>MOTOR</b>		
Remy: 8200287   8200329   8200434   8200519   19011514   82000436		
<b>EQUIVALENTE / Equivalent</b>		
Remy: 10526466		

<b>13268</b>	PINHÃO PINION / PIÑON	FOTO / Photo pg. 194
<b>APLICAÇÃO / Application / Aplicación</b>		
Ford: Taurus V6 3.0 - Lincoln: Continental V8 4.6 - Mercury: Sable V6 3.0		
<b>MOTOR</b>		
Ford: 1057661   1076141   1197912   1209193   1F1U11000AA   1F1Z11002AA   3S7T11000AD		
<b>EQUIVALENTE / Equivalent</b>		
Ford: F5RZ11A198A		

12675

PLANETÁRIA

PLANETARY GEAR / ENGRANAJE PLANETARIO (REDUCTORES)

FOTO / Photo pg. 195

## APLICAÇÃO / Application / Aplicación

Agco: Trator 6 cil. - Ford: Power Stroke - Peugeot: 404 Motores Indenor 6305, 6354 | Especial/Special Com Motor Indenor - ZEN: Kit Reparo 12695 | Utilizado no Impulsor ZEN 1602

## MOTOR

Prestolite: 35259310 | 35259710 | 35259720 | 35261020 | 35261175

## EQUIVALENTE / Equivalent

MYR: 0141 - Prestolite: K01221 | K01284 | 35259952 - Unifap: 12221

12681

PLANETÁRIA

PLANETARY GEAR / ENGRANAJE PLANETARIO (REDUCTORES)

FOTO / Photo pg. 195

## APLICAÇÃO / Application / Aplicación

Volkswagen: Gol G2 1.8 Mi, 2.0Mi, 2.0i | Parati 1.6, 1.8 | Parati G2 1.8Mi, 1.8i, 2.0Mi, 2.0i | Parati G3 1.8Mi, 2.0Mi | Quantum 1.8Mi, 1.8i, 2.0Mi, 2.0i | Santana 1.8Mi, 1.8i, 2.0Mi, 2.0i | Saveiro 1.8 | Saveiro G2 1.6Mi, 1.8 Mi, 2.0Mi | Saveiro G3 1.6Mi, 1.8 Mi, 2.0Mi | Voyage 1.8 - ZEN: Kit Reparo 12694 | Reparo 12693 | Utilizado com Impulsor ZEN 0866

## MOTOR

Bosch: 9000081006 | 9000081007

## EQUIVALENTE / Equivalent

Bosch: F000AL1019 - ETE: 8101 - MYR: 1019 - Unifap: 11019

12682

PLANETÁRIA

PLANETARY GEAR / ENGRANAJE PLANETARIO (REDUCTORES)

FOTO / Photo pg. 195

## APLICAÇÃO / Application / Aplicación

Agrale: Ônibus Volare - Cummins: B6 | BT5. 9L | Motores Séries 6BT (Danteiro) - Ford: Cargo 1416, 1722, 1716 | F100 | F1000 | F14000 Com Motor MWM | Ranger General Motors/Chevrolet: Blazer DLX | Pick Up D20 | Pick Up S10 com Motor Maxion HS | Silverado com Motor MWM - John Deere: Tratores - Massey Ferguson: Trator Com Motor 4 cil. - Maxion: Motores - Mercedes Benz: 180D | Caminhões | Kombi Espanhola | MB 180D | Ônibus | Sprinter com motor Maxion HS - Perkins: Motores 4203 / 3152 / 4236 / 6354 - Peugeot: 504 | 505 | Vários modelos com Motor Indenor - Volkswagen: Caminhão 15-160 - ZEN: Kit Reparo 12695 | Utilizado com Impulsor ZEN 1635

## MOTOR

Prestolite: 35258490 | 35258540 | 35258580 | 35258660 | 35258690 | 35258710 | 35258820 | 35258880 | 35258940 | 35258950 | 35258960 | 35259040 | 35259170

## EQUIVALENTE / Equivalent

MYR: 0147 - Prestolite: K21147 | 35258669 - Unifap: 12147

12683

PLANETÁRIA

PLANETARY GEAR / ENGRANAJE PLANETARIO (REDUCTORES)

FOTO / Photo pg. 195

## APLICAÇÃO / Application / Aplicación

Alfa Romeo: 145, 145 1.6ie - Fiat: Palio 1.5 | Palio Weekend 1.5 - General Motors/Chevrolet: Astra 1.8i, 2.0i, 2.0 MPFI, 2.0i 16V | Astra Sedan 1.8i, 2.0i, 2.0 MPFI, 2.0i 16V | Blazer 2.2 EFI | Ipanema 2.0 MPFI | Kadett 2.0 MPFI | Omega 2.0i, 2.2i, 3.0i | Omega Suprema 2.0i, 2.2i, 3.0i | S10, EFI, MPFI | Zafira 2.0 MPFI - ZEN: Kit Reparo 12694 | Reparo 12693

## MOTOR

Bosch: 0001107009 | 0001107012 | 0001107013 | 0001107015 | 0001107034 | 0001107060 | 9000081004

## EQUIVALENTE / Equivalent

Bosch: 1006200042 | 1006200110 - ETE: 8104 - MYR: 0110 - Unifap: 11010

12685

PLANETÁRIA

PLANETARY GEAR / ENGRANAJE PLANETARIO (REDUCTORES)

FOTO / Photo pg. 195

## APLICAÇÃO / Application / Aplicación

Ford: Escort 1.6i, 1.8i, 2.0i | Verona 1.8i, 2.0i - Seat: Inca 1.6 EFI - Volkswagen: Logus 1.6, 1.6i, 1.8, 1.8i, 2.0, 2.0i, 2.0Mi | Pointer 1.6, 1.6i, 1.8, 1.8i, 2.0, 2.0i, 2.0Mi | Van 1.6 Mi - ZEN: Kit Reparo 12694 | Reparo 12693

## MOTOR

Bosch: 9000081001 | 9000081002

## EQUIVALENTE / Equivalent

Bosch: F000AL1015 - ETE: 8108 - MYR: 1015 - Unifap: 11015

12687

PLANETÁRIA

PLANETARY GEAR / ENGRANAJE PLANETARIO (REDUCTORES)

FOTO / Photo pg. 195

## APLICAÇÃO / Application / Aplicación

Volkswagen: G. IZQ. VW Sudafrica - ZEN: Kit Reparo 12695

12687

PLANETÁRIA

PLANETARY GEAR / ENGRANAJE PLANETARIO (REDUCTORES)

FOTO / Photo pg. 195

## MOTOR

Prestolite: 35259480

## EQUIVALENTE / Equivalent

MYR: 0146 - Prestolite: K01219 | 35259859 - Unifap: 12219

12689

PLANETÁRIA

PLANETARY GEAR / ENGRANAJE PLANETARIO (REDUCTORES)

FOTO / Photo pg. 195

## APLICAÇÃO / Application / Aplicación

Fiat: Palio 1.6 16v | Palio Weekend 1.6 16V | Tempra 2.0 MPI, 2.0 SPI, 2.0 8V, 2.0 16V, 2.0 Turbo | Tempra Turbo 2.0 MPI 8V - ZEN: Kit Reparo 12694 | Reparo 12693

## MOTOR

Bosch: 9000081005 | 9000081008 | F000AL0100

## EQUIVALENTE / Equivalent

Bosch: F000AL1017 | F000AL1037 - ETE: 8103 - MYR: 1037 - Unifap: 11037

12690

PLANETÁRIA

PLANETARY GEAR / ENGRANAJE PLANETARIO (REDUCTORES)

FOTO / Photo pg. 195

## APLICAÇÃO / Application / Aplicación

Audi: A3 1.8, 1.8T - Fiat: Tempra 2.0 ie SW | Tipo 1.6 ie, 1.8 ie, 2.0 ie, 2.0 16v - Seat: Alhmbra 1.8 turbo, 2.0 | Córdoba 1.8, 1.8 16v, 2.0 | Ibiza 1.8 - Volkswagen: City Golf 1.6 | Golf 1.8, 1.8 G2, 1.8 G3 | Passat 2.0 (Importado) - ZEN: Kit Reparo 12694 | Reparo 12693

## MOTOR

Bosch: 0001107007 | 0001107020

## EQUIVALENTE / Equivalent

Bosch: 1006200128 | F000AL1409 - ETE: 8106 - MYR: 0128 - Unifap: 11128

12692

PLANETÁRIA

PLANETARY GEAR / ENGRANAJE PLANETARIO (REDUCTORES)

FOTO / Photo pg. 195

## APLICAÇÃO / Application / Aplicación

Shelhorst: Shelhorst - ZEN: Kit Reparo 12695

## MOTOR

Prestolite: 35259380 | 35259680

## EQUIVALENTE / Equivalent

Prestolite: K01212 | 35259959 - Unifap: 12212

12717

PLANETÁRIA

PLANETARY GEAR / ENGRANAJE PLANETARIO (REDUCTORES)

FOTO / Photo pg. 195

## APLICAÇÃO / Application / Aplicación

Ford: Escort | Fiesta | Ka - ZEN: Kit Reparo 12718 | Reparo 12719

## MOTOR

Ford: 96BB11000AA7119

## EQUIVALENTE / Equivalent

Unifap: UF13119

12720

PLANETÁRIA

PLANETARY GEAR / ENGRANAJE PLANETARIO (REDUCTORES)

FOTO / Photo pg. 195

## APLICAÇÃO / Application / Aplicación

Buick: Century 3.1 L (189) V6 2001 - Cadillac: Escalade 5.3L (325) V8 2004...2005 - Fiat: Doblo 1.8 8V/1.8 16V/FLEX | Idea 1.8 8V/1.8 16V/FLEX | Palio 1.8 8V/1.8 16V/FLEX | Punto 1.8 8V/1.8 16V/FLEX | Stilo 1.8 8V/1.8 16V/FLEX | Strada 1.8 8V/1.8 16V/FLEX - General Motors/Chevrolet: Astra | Astra 1.8 e 2.0 | Avalanche 5.3L(325) V8 2004...2005 | Blazer | Blazer 2.2 e 2.4 | Celta | Corsa 1.8 | Envoy 5.3L/5.3L XL (325) V8 2004...2005 | Express Vans 4.8L(291) V8 2004...2005 | Express Vans 5.3L(325) V8 2004...2005 | Impala 3.4L(207) V6 2001 | Lumina(Sedan) 3.1L(189) V6 2001 | Malibu 3.1L(189) V6 2001 | Meriva 1.8 | Montana | Monte Carlo 3.4L(207) V6 2001 | Motor 1.8 8V SOCH e 1.8 16V DOCH (Flex) | Prisma | S10 | S10 2.2 e 2.4 | Savana Vans 4.8L (291) V8 2004...2005 | Savana Vans 5.3L/5.3L XL (325) V8 2004...2005 | Sierra Pick Up 4.8L (291) V8 2004...2005 | Sierra Pick Up 5.3L/5.3L XL (325) V8 2004...2005 | Silverado Pick Up 4.8L(291) V8 2004...2005 | Silverado Pick Up 5.3L(325) V8 2004...2005 | SSR Sport Truck 5.3L (325) V8 2004...2005 | Suburban 5.3L(325) V8 2004...2005 | Tahoe 4.8L(291) V8 2004...2005 | Trailblazer 5.3L(325) V8 2004...2005 | Vectra 2.2 | Vectra II (SOHC) 1.8/2.0/2.2 - 8V ...03/2001 | Venture 3.4L(207) V6 2001 | Yukon 4.8L (291) V8 2004...2005 | Yukon 5.3L/5.3L XL (325) V8 2004...2005 | Zafira 2.0

Isuzu: Ascender 5.3L (325) V8 2004 - Oldsmobile: Alero 3.4L (207) V6 2001 | Silhouette 3.4L (207) V6 2001 - Pontiac: Aztec 3.4L (207) V6 2001 | Grand AM 3.4L (207) V6 2001 | Grand Prix 3.1L (189) V6 2001 | Montana 3.4L (207) V6 2001 - Saab: 42925 5.3L (325) V8 2005 - Saturn: Especial/Special 2004 - ZEN: Kit Reparo 12721 | Reparo 12722

12720

PLANETÁRIA

PLANETARY GEAR / ENGRANAJE PLANETARIO (REDUCTORES)

FOTO / Photo pg. 195

## MOTOR

General Motors/Chevrolet: 93297652 | 93297653 | 93303527 | 93304772 | 93327502 | 93374341 | 93374342 | 93384398 - Remy: 900890 | 8000006 | 8000090 | 8000158  
 | 8000159 | 8000188 | 8000890 | 8000891 | 8000893 | 8000944 | 8000978 | 8000981 | 9000794 | 9000846 | 9000948

## EQUIVALENTE / Equivalent

Remy: 10504495 - Unifap: 14150

12841

PLANETÁRIA

PLANETARY GEAR / ENGRANAJE PLANETARIO (REDUCTORES)

FOTO / Photo pg. 195

## APLICAÇÃO / Application / Aplicación

Volkswagen: G2 2.0 Mi 1996... | G31.8 2.0 Mi 1996... | Gol 2.0 Mi 1996... | Parati 2.0 Mi 1996... | Quantum 1.8, 2.0 Mi 1998... | Santana 1.8, 2.0 Mi 1998... | Saveiro G3  
 1.6/1.8/2.0 Mi 2000... - ZEN: Kit Reparo 12694 | Reparo 12693

## MOTOR

Bosch: F000AL0502 | F000AL0507

## EQUIVALENTE / Equivalent

Bosch: F000AL1181

12786

REPARO PLANETÁRIA

PLANETARY GEAR REPAIR / ENGRANAJE PARA REPARACION REDUCTORES

FOTO / Photo pg. 195

## APLICAÇÃO / Application / Aplicación

Nissan: Nissan V16 | Sentra II

## MOTOR

Bosch: 0001107011 | 0001107039

## EQUIVALENTE / Equivalent

Bosch: 1005821321 | 1006200063 - Unifap: UFP0060







# CONHEÇA NOSSA LINHA COMPLETA DE PRODUTOS

MEET OUR COMPLETE PRODUCT LINE

CONOZCA NUESTRA GAMA COMPLETA DE PRODUCTOS



**IMPULSORES DE PARTIDA | POLIAS DE RODA LIVRE (OAP) | POLIAS DE RODA LIVRE COM AMORTECIMENTO Z-VIB  
POLIAS RÍGIDAS | TENSORES | KITS DE DISTRIBUIÇÃO | MANCAIS | PLANETÁRIAS**

*STARTER DRIVES | CLUTCH PULLEYS (OAP) | DECOUPLER PULLEYS Z-VIB  
RIGID PULLEYS | TENSIONERS | DISTRIBUTION KITS | HOUSINGS | PLANETARY GEARS*

*IMPULSORES DE ARRANQUE | POLEAS RUEDA LIBRE (OAP) | POLEAS RUEDA LIBRE CON AMORTIGUAMIENTO Z-VIB  
POLEAS FIJAS | POLEAS TENSORAS | KITS DE DISTRIBUCIÓN | TAPAS | ENGRANAJES PLANETARIO*

**Acesse nossas Dicas Técnicas no site**

*Access our Technical Tips on the website | Acceda a nuestras Sugerencias Técnicas en el sitio web*

**ZENSA.com.br**

**f CURTAZENSA | y ZEN S.A. | 0800 47 1919**





***ZENSA.com.br***

***ZEN S.A. INDÚSTRIA METALÚRGICA***

Guilherme Steffen, 65 • 88355-100 • Brusque/SC • Brasil

SAC Brasil 0800 47 1919 / Fone: +55 47 3255.2800

[vendas@zensa.com.br](mailto:vendas@zensa.com.br) / [sales@zensa.com.br](mailto:sales@zensa.com.br) / [ventas@zensa.com.br](mailto:ventas@zensa.com.br)