

# CATÁLOGO 2020

*Catalogue • Catálogo*



## IMPULSORES DE PARTIDA PINHÕES E PLANETÁRIAS

*Starter Drives, Pinions  
and Planetary Gears*

*Impulsores de Arranque,  
Piñones y Planetários*



## MÁQUINAS - AGRÍCOLAS, CONSTRUÇÃO E INDUSTRIAIS

*Machinery - Agricultural, Construction and Industrial*

*Máquinas - Agrícolas, Construcción e Industrias*





Sediada em Brusque, Santa Catarina, a ZEN S.A., opera no setor automotivo desde 1960 e é uma importante indústria de peças originais e de reposição para o mercado global. Com exportações diretas para mais de 60 países, a empresa é uma das maiores fabricantes de impulsores do mundo. Dentre suas linhas de produtos também estão polias de alternador, tensores de correia, kits de distribuição, mancais, planetárias e outros conformados a frio e a morno.

*Headquartered in Brusque, Santa Catarina, ZEN S.A. operates in the automotive sector since 1960 and is an important industry of original and aftermarket parts for the global market. With direct exports to more than 60 countries, the company is one of the largest manufacturers of starter drives in the world. Among its product lines are also alternator pulleys, belt tensioners, distribution kits, housings, planetary gears and other cold or warm forged products.*

*Con sede en Brusque, Santa Catarina, ZEN S.A., opera en el sector automovilístico desde 1960 y es una importante industria de piezas originales y de repuesto para el mercado global. Con exportaciones directas para más de 60 países, la empresa es una de las fabricantes más grandes de impulsores de arranque del mundo. Entre sus líneas de productos también están poleas de alternador, tensores de correa, kits de distribución, tapas, planetarias y otros conformados a frío y tibio.*



#### MISSÃO MISSION / MISIÓN

Desenvolver, produzir e fornecer componentes e sistemas para veículos automotores, para os segmentos original e reposição, com geração de valor para o negócio, clientes e sociedade.

*To develop, produce and supply components and systems for automotive vehicles in the original equipment and aftermarket segments, generating value for the business, customers and society.*

*Desarrollar, producir y suministrar componentes y sistemas para vehículos automotores, para los segmentos original y de reemplazo, con generación de valor para el negocio, los clientes y la sociedad.*

#### VISÃO VISION / VISIÓN

Ser instrumento para o progresso sustentável que conquiste a preferência de nossos clientes e o orgulho da nossa equipe, através da inovação, qualidade e excelência operacional.

*Being an instrument for the sustainable progress in order to win our customers' preference and our team's pride, through innovation, quality and operational excellence.*

*Ser un instrumento para el progreso sostenible, con el objetivo de conquistar la preferencia de nuestros clientes y el orgullo de nuestro equipo, a través de la innovación, la calidad y la excelencia operacional.*

#### VALORES VALUES / VALORES

COMPROMETIMENTO • SINCERIDADE • INTEGRIDADE  
SENSE DE URGÊNCIA • ESPÍRITO EMPREENDEDOR

*Commitment • Candor • Integrity • Sense of Urgency • Entrepreneurship  
Compromiso • Sinceridad • Integridad • Sentido de Urgencia • Espíritu emprendedor*

# LINHA MECÂNICA ZEN

ZEN MECHANICAL LINE | LÍNEA MECÁNICA ZEN

## Feita para sua oficina.

*Made for your shop. | Hecha para su taller.*

***A qualidade que você conhece, com os  
melhores rolamentos e correias do mercado.***

*The quality you know, with the best bearings and belts in the market.*

*La calidad que usted conoce, con los mejores rodamientos y correas del mercado.*







## ÍNDICE GERAL

### GENERAL INDEX/ ÍNDICE GENERAL

#### Pesquisa por Número ZEN

Search by ZEN P/N# • Búsqueda por Número ZEN 05

#### Pesquisa por Aplicação em Veículo

Search by Vehicle Application • Búsqueda por Aplicación del Vehículo 07

#### Conversão para o Número ZEN

Conversion into ZEN number • Conversión para el Número ZEN 54

#### Pesquisa por Número do Motor para Número ZEN

Convert Starter Number into ZEN P/N# • Búsqueda por Número del Motor para Número ZEN 64

#### Pesquisa por Família de Produtos

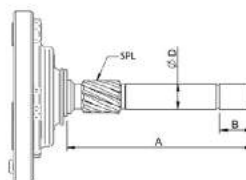
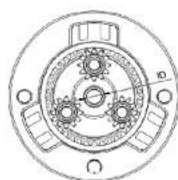
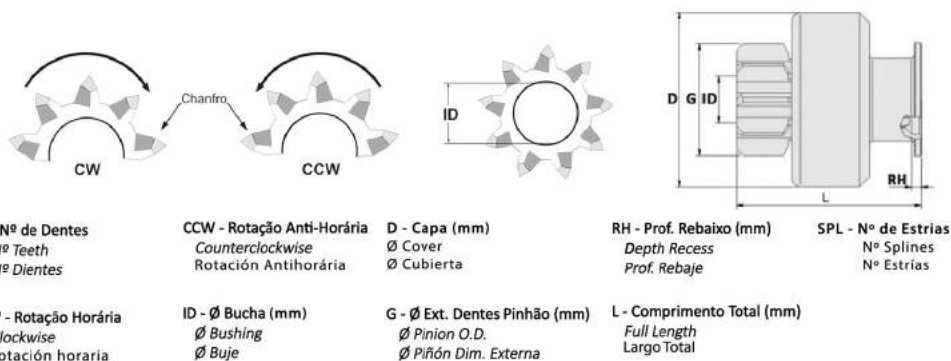
Search Starter Drives Families • Búsqueda por Família de Productos 88

#### Produtos

Products • Productos 99

#### Informações dos produtos

Product Information • Informaciones sobre el Producto 118



**ID - Ø da bucha (mm)**  
 Shaft Ø Bushing  
 Buje Ø eje  
**SPL - Nº de Estrias**  
 Nº Splines  
 Nº Estrias  
**D - Ø Eixo (mm)**  
 Ø Shaft  
 Ø Eje  
**A - Comprimento eixo livre (mm)**  
 Free Shaft Length  
 Largo libre de eje  
**B - Comprimento até o canal (mm)**  
 Shaft len. up to the chan  
 Largo del eje hasta canal

Nº ZEN	ANTIGO OLD ANTIGUO	NOVO NEW NUEVO	Pg.
Impulsor de Partida			
Starter Drive			
Impulsor de Arranque			
1.01.0022.0	0022	99	
1.01.0024.0	0024	99	
1.01.0028.0	0028	99	
1.01.0034.0	0034	99	
1.01.0039.0	0039	99	
1.01.0041.0	0041	99	
1.01.0043.0	0043	99	
1.01.0051.0	0051	99	
1.01.0052.0	0052	99	
1.01.0056.0	0056	99	
1.01.0059.0	0059	99	
1.01.0060.0	0060	99	
1.01.0062.0	0062	99	
1.01.0064.0	0064	99	
1.01.0067.0	0067	99	
1.01.0073.0	0073	99	
1.01.0085.0	0085	100	
1.01.0086.0	0086	100	
1.01.0092.0	0092	100	
1.01.0093.0	0093	100	
1.01.0096.0	0096	100	
1.01.0097.0	0097	100	
1.01.0101.0	0101	100	
1.01.0102.0	0102	100	
1.01.0105.0	0105	100	
1.01.0108.0	0108	100	
1.01.0110.0	0110	100	
1.01.0112.0	0112	100	
1.01.0117.0	0117	100	
1.01.0118.0	0118	100	
1.01.0125.0	0125	100	
1.01.0133.0	0133	100	
1.01.0134.0	0134	101	
1.01.0144.0	0144	101	
1.01.0150.0	0150	101	
1.01.0155.0	0155	101	
1.01.0163.0	0163	101	
1.01.0182.0	0182	101	
1.01.0186.0	0186	101	
1.01.0188.0	0188	101	
1.01.0193.0	0193	101	
1.01.0198.0	0198	101	
1.01.0216.0	0216	101	
1.01.0217.0	0217	101	
1.01.0223.0	0223	101	
1.01.0224.0	0224	101	
1.01.0225.0	0225	101	
1.01.0226.0	0226	101	
1.01.0291.0	0291	102	
1.01.0302.0	0302	102	
1.01.0304.0	0304	102	
1.01.0308.0	0308	102	

Nº ZEN	ANTIGO OLD ANTIGUO	NOVO NEW NUEVO	Pg.
1.01.0310.0	0310	102	
1.01.0312.0	0312	102	
1.01.0315.0	0315	102	
1.01.0316.0	0316	102	
1.01.0318.0	0318	102	
1.01.0322.0	0322	102	
1.01.0339.0	0339	102	
1.01.0343.0	0343	102	
1.01.0348.0	0348	102	
1.01.0351.0	0351	102	
1.01.0352.0	0352	102	
1.01.0353.0	0353	102	
1.01.0366.0	0366	103	
1.01.0367.0	0367	103	
1.01.0376.0	0376	103	
1.01.0378.0	0378	103	
1.01.0392.0	0392	103	
1.01.0398.0	0398	103	
1.01.0418.0	0418	103	
1.01.0427.0	0427	103	
1.01.0434.0	0434	103	
1.01.0438.0	0438	103	
1.01.0439.0	0439	103	
1.01.0440.0	0440	103	
1.01.0447.0	0447	103	
1.01.0448.0	0448	103	
1.01.0450.0	0450	103	
1.01.0480.0	0480	103	
1.01.0485.0	0485	104	
1.01.0492.0	0492	104	
1.01.0495.0	0495	104	
1.01.0496.0	0496	104	
1.01.0497.0	0497	104	
1.01.0498.0	0498	104	
1.01.0507.0	0507	104	
1.01.0539.0	0539	104	
1.01.0555.0	0555	104	
1.01.0556.0	0556	104	
1.01.0557.0	0557	104	
1.01.0561.0	0561	104	
1.01.0566.0	0566	104	
1.01.0567.0	0567	104	
1.01.0584.0	0584	104	
1.01.0594.0	0594	104	
1.01.0595.0	0595	105	
1.01.0596.0	0596	105	
1.01.0607.0	0607	105	
1.01.0608.0	0608	105	
1.01.0610.0	0610	105	
1.01.0612.0	0612	105	
1.01.0622.0	0622	105	
1.01.0624.0	0624	105	
1.01.0625.0	0625	105	
1.01.0626.0	0626	105	
1.01.0635.0	0635	105	

Nº ZEN	ANTIGO OLD ANTIGUO	NOVO NEW NUEVO	Pg.
1.01.0638.0	0638	105	
1.01.0648.0	0648	105	
1.01.0649.0	0649	105	
1.01.0650.0	0650	105	
1.01.0651.0	0651	105	
1.01.0661.0	0661	106	
1.01.0668.0	0668	106	
1.01.0669.0	0669	106	
1.01.0670.0	0670	106	
1.01.0721.0	0721	106	
1.01.0722.0	0722	106	
1.01.0748.0	0748	106	
1.01.0758.0	0758	106	
1.01.0776.0	0776	106	
1.01.0778.0	0778	106	
1.01.0783.0	0783	106	
1.01.0784.0	0784	106	
1.01.0813.0	0813	106	
1.01.0814.0	0814	106	
1.01.0818.0	0818	106	
1.01.0850.0	0850	106	
1.01.0853.0	0853	107	
1.01.0879.0	0879	107	
1.01.0887.0	0887	107	
1.01.0888.0	0888	107	
1.01.0893.0	0893	107	
1.01.0894.0	0894	107	
1.01.0902.0	0902	107	
1.01.0906.0	0906	107	
1.01.0914.0	0914	107	
1.01.0929.0	0929	107	
1.01.0930.0	0930	107	
1.01.0943.0	0943	107	
1.01.0947.0	0947	107	
1.01.0948.0	0948	107	
1.01.0950.0	0950	107	
1.01.0958.0	0958	107	
1.01.0970.0	0970	108	
1.01.0978.0	0978	108	
1.01.0985.0	0985	108	
1.01.0996.0	0996	108	
1.01.1013.0	1013	108	
1.01.1030.0	1030	108	
1.01.1038.0	1038	108	
1.01.1046.0	1046	108	
1.01.1059.0	1059	108	
1.01.1060.0	1060	108	
1.01.1065.0	1065	108	
1.01.1071.0	1071	108	
1.01.1073.0	1073	108	
1.01.1076.0	1076	108	
1.01.1090.0	1090	108	
1.01.1112.0	1112	108	
1.01.1134.0	1134	109	
1.01.1157.0	1157	109	

Nº ZEN	ANTIGO OLD ANTIGUO	NOVO NEW NUEVO	Pg.
1.01.1180.0	1180	109	
1.01.0491.1	1190	109	
1.01.0629.1	1194	109	
1.01.0649.1	1195	109	
1.01.0650.1	1196	109	
1.01.0778.1	1204	109	
1.01.0780.1	1205	109	
1.01.0870.1	1210	109	
1.01.0620.2	1224	109	
1.01.0024.4	1359	109	
1.01.0105.4	1364	109	
1.01.1502.0	1502	109	
1.01.1556.0	1556	109	
1.01.1592.0	1592	109	
1.01.1595.0	1595	110	
1.01.1596.0	1596	110	
1.01.1600.0	1600	110	
1.01.1602.0	1602	110	
1.01.1603.0	1603	110	
1.01.1604.0	1604	110	
1.01.1616.0	1616	110	
1.01.1621.0	1621	110	
1.01.1622.0	1622	110	
1.01.1624.0	1624	110	
1.01.1631.0	1631	110	
1.01.1633.0	1633	110	
1.01.1635.0	1635	110	
1.01.1636.0	1636	110	
1.01.1637.0	1637	110	
1.01.1638.0	1638	110	
1.01.1647.0	1647	111	
1.01.1655.0	1655	111	
1.01.1656.0	1656	111	
1.01.1678.0	1678	111	
1.01.1679.0	1679	111	
1.01.1690.0	1690	111	
1.01.1693.0	1693	111	
1.01.1698.0	1698	111	
1.01.1699.0	1699	111	
1.01.1700.0	1700	111	
1.01.1701.0	1701	111	
1.01.1709.0	1709	111	
1.01.1711.0	1711	111	
1.01.1713.0	1713	111	
1.01.1719.0	1719	111	
1.01.1722.0	1722	111	
1.01.1726.0	1726	112	
1.01.1733.0	1733	112	
1.01.1744.0	1744	112	
1.01.1751.0	1751	112	
1.01.1753.0	1753	112	
1.01.1754.0	1754	112	
1.01.1772.0	1772	112	
1.01.1796.0	1796	112	
1.01.1805.0	1805	112	

Nº ZEN ANTIGO OLD ANTIGUO	Nº ZEN NOVO NEW NUEVO	Pg.
------------------------------------	--------------------------------	-----

1.01.1809.0	1809	112
1.01.1810.0	1810	112
1.01.1811.0	1811	112
1.01.1828.0	1828	112
1.01.1829.0	1829	112
1.01.1831.0	1831	112
1.01.1837.0	1837	112
1.01.1846.0	1846	113
1.01.1878.0	1878	113
1.01.1880.0	1880	113
1.01.1881.0	1881	113
	1883	113
	1885	113
	1898	113
	1928	113
	1929	113
	1937	113
	1944	113
	1948	113
	1951	113
	1952	113
	1957	113

Pinhão

Pinion

Piñon

	0035	114
	0036	114
	0078	114
	0087	114
	0088	114
	0089	114
	9028	114
	9074	114
	9186	114
	9260	114
	9302	114
	9403	114
	9426	114
	9459	114
	9495	114
	9791	114
	10048	115
	12812	115
	13117	115
	13118	115
	13130	115
	13131	115
	13138	115

Componente

Component

Componente

1.01.0121.0	0121	116
1.01.0122.0	0122	116
1.01.0201.0	0201	116

Nº ZEN ANTIGO OLD ANTIGUO	Nº ZEN NOVO NEW NUEVO	Pg.
------------------------------------	--------------------------------	-----

Planetária

Planetary Gear

Planetario

	12675	117
	12682	117

ABG	Nº ZEN	Pg.
Alexander 126 F3L912 Deutz Diesel	0308	102
Alexander 126H F3L912 Deutz Diesel	0308	102
Alexander 128 F4L912 Deutz Diesel	0308	102
Alexander 128G F4L912 Deutz Diesel	0308	102
BV 590 F4L912 Deutz Diesel	0308	102
Jumbo 140	0087	114
MAW 172 F4L912 Deutz Diesel	0308	102
MAW 172S F4L912 Deutz Diesel	0308	102
MAW 173 F4L912 Deutz Diesel	0308	102
MAW 173S F4L912 Deutz Diesel	0308	102
Puma 168 F3L912 Deutz Diesel	0308	102
Puma 168A F3L912 Deutz Diesel	0308	102
Puma 177 F6L912 Deutz Diesel	0308	102
Puma 177V F6L912 Deutz Diesel	0308	102
Puma 177VS F6L912 Deutz Diesel	0308	102
Puma 178 F6L912 Deutz Diesel	0308	102
Titan 300 F6L912 Deutz Diesel	0308	102
VAS 512 F3L912 Deutz Diesel	0308	102
WZ 172 F4L912 Deutz Diesel	0308	102
WZ 172S F4L912 Deutz Diesel	0308	102

Agco	Nº ZEN	Pg.
AGCO Trator MF 2360 Cummins	1205	109
Agco/M.F. M93R12V	1622	110
Agco/M.F./Perkins M93R12V	1602	110
L3 670 Diesel	0607	105
M3 670 Diesel	0607	105
N5 670 Diesel	0607	105
N6 670 Diesel	0607	105
R5 670 Diesel	0607	105
R6 670 Diesel	0607	105
Trator 6 cil.	12675	117
Trator 9170 6-584 Deutz Diesel	0888	107
Trator 9190 6-584 Deutz Diesel	0888	107
Trator 9670 6-584 Deutz Diesel	0888	107
Trator 9690 6-584 Deutz Diesel	0888	107

Agrale	Nº ZEN	Pg.
1600D	1364	109
1800D	1364	109
2229-4 Mueller Vibro RT 62 , 83 Com Motor MWM 229-4	1076	108
4100	0062	99
416	0062	99
420	0062	99
5000D	1073	108
5075 BX 150	1596	110
5085.4 BX 150	1596	110
6150	1073	108
7000D	1073	108
7500 TD	1073	108
Agrale Maquinário Agrícola 4230 M790 1.3 30HP	1944	113
BX100	1073	108
BX130	1073	108
BX4.100	1073	108
BX4.110	1073	108
BX4.130	1073	108
BX4.150	1073	108
BX4.90	1073	108

Agrale	Nº ZEN	Pg.
Caminhão 13000 Com Motor MWM 6.10 TCA	1679	111
Caminhão 13000 Com Motor MWM 6.10 TCA	1805	112
Caminhão 1600D	0105	100
Caminhão 1800D	0105	100
Caminhão 7000DX-TDX- 8000MA série 7.5T	0748	106
Caminhão TX1100 M790	0163	101
Caminhão TX1600D	0105	100
CaminhãoTX 1600D-1800D com motor MWM 229.4	0496	104
Caminhões 10.000, 14.000 e 14.000 6X2 Com Motor MWM MaxxForce 4.8H. EURO V	1679	111
Caminhões 10.000, 14.000 e 14.000 6X2 Com Motor MWM MaxxForce 4.8H. EURO V	1805	112
Caminhões 6000, 8500 e 9200 Com Motores MWM 4.10 TCA e MWM 4.12 TCE	1679	111
Caminhões 6000, 8500 e 9200 Com Motores MWM 4.10 TCA e MWM 4.12 TCE	1805	112
Chassis MA 7.9, MA8.5, MA9.2, MA10.0, MA12.0, MA15.0 e MT12.0 Com Motores MWM4.10 TCA e MWM 4.12 TCE	1679	111
Chassis MA 7.9, MA8.5, MA9.2, MA10.0, MA12.0, MA15.0 e MT12.0 Com Motores MWM4.10 TCA e MWM 4.12 TCE	1805	112
Especial/Special	1065	108
Furgovan 8000 Com Motor MWM 4.10 TCA	1679	111
Furgovan 8000 Com Motor MWM 4.10 TCA	1805	112
M790	1796	112
M90ID	1796	112
M93	1796	112
M95W	1796	112
Mini Pá Carregadeira	0125	100
Motor Estacionário M70	0062	99
Motor Estacionário M70	0163	101
Motor Estacionário M790	0062	99
Motor Estacionário M790	0125	100
Motor Estacionário M790	0163	101
Motor Estacionário M80	0062	99
Motor Estacionário M80	0163	101
Motor Estacionário M85	0062	99
Motor Estacionário M85	0163	101
Motor Estacionário M90	0062	99
Motor Estacionário M90	0163	101
Motor Estacionário M93	0062	99
Motor Estacionário M93ID	0163	101
MWM D 229-3, D 229-4, D 229-6, TBD 229-EC-6, TD 229-6	1076	108
Ônibus MA12.0, MA15.0, MT15.0 LE, MA10.0 e MA9.2 Com Motor MWM MaxxForce 4.8HEURO V	1679	111
Ônibus MA12.0, MA15.0, MT15.0 LE, MA10.0 e MA9.2 Com Motor MWM MaxxForce 4.8HEURO V	1805	112
Ônibus Volare	12682	117
Ônibus Volare W8, W9 e V8 Com Motores MWM 4.10 TCA	1679	111
Ônibus Volare W8, W9 e V8 Com Motores MWM 4.10 TCA	1805	112
Ônibus W8, W9 e V8 Com Motores MWM 4.12 TCE	1679	111
Ônibus W8, W9 e V8 Com Motores MWM 4.12 TCE	1805	112
Série 1800-D / TX 1600 Com Motor MWM 229-3	1076	108
Trator Motor M795W Bicilíndrico	1713	111

Agrale	Nº ZEN	Pg.
Trator 4100	0163	101
Trator 4100	1636	110
Trator 4100	1796	112
Trator 4100.4	1636	110
Trator 4100.4	1796	112
Trator 4118	1796	112
Trator 416	0163	101
Trator 420	0163	101
Trator 4230 CAT 3126 M790	1621	110
Trator 4230.4 CAT 3126 M790	1621	110
Trator M790	1796	112
Trator M90ID	1796	112
Trator T4200	0125	100
Trator T4300	0125	100
TX1600 MWM-D 229-3	0028	99
TX1600 MWM	0085	100
TX1600D	1364	109

Ahlmann	Nº ZEN	Pg.
Carregadeira AL 100 BF4L2011	1898	113

Aifo	Nº ZEN	Pg.
8361 05.500 160PS 8,1L	1059	108
8361 25.500 175PS 8,1L	1059	108
M32S	0087	114
M42S	0087	114
M52S	0087	114

Alfa Romeo	Nº ZEN	Pg.
2600TT	0223	101
30	0291	102
30AR8	0310	102
32	0291	102
32AR8	0310	102
35	0291	102
35AR8	0310	102
40 AR8	0291	102
400	0036	114
40AR8	0310	102
450	0036	114
Alfa 6 2.0, 2.5	0108	100
Alfa 6 2.5 TD	0366	103
Alfa 75 1.6, 1.8, 1.8 turbo, 2.5	0108	100
Alfa 90 1.8, 2.0, 2.5	0108	100
Alfasud 1.2 Super TI	0108	100
Alfetta 1.6,1.8, 2.0	0108	100
Alfetta 2.0 turbo diesel	0225	101
Alfetta 2.0 turbo diesel	0366	103
Arna 1.2 e 1.3	0108	100
F2	0108	100
Giulia Diesel	0447	103
Giulietta 1.3, 1.8, 2.0	0108	100
GTV2000 2.0 e 2.5	0108	100

Allis Chalmers	Nº ZEN	Pg.
7030 6 426 Diesel	0607	105
7040 6 426 Diesel	0607	105
7045 6 426 Diesel	0607	105

Allis Chalmers	Nº ZEN	Pg.
7050 6 426 Diesel	0607	105
7060 6 426 Diesel	0607	105
7080 6 426 Diesel	0607	105
7580 6 426 Diesel	0607	105
8030 6 426 Diesel	0607	105
8050 6 426 Diesel	0607	105
8070 6 426 Diesel	0607	105
ACC 20 / 25 / 30 Continental F135	0567	104
ACC 20 / 25 / 30 Continental F163	0567	104
ACC 35 / 40 / 45 / 50 / 55 Continental F163	0567	104
ACC 60 / 70 / 80 / 100 / 120 Continental F245	0567	104
ACC 60C / 70C / 100C Continental F245	0567	104
ACP 110 Continental F245	0567	104
ACP 130 Continental F245	0567	104
ACP 150 Continental F245	0567	104
ACP 20 / 25 / 30 Continental F135	0567	104
ACP 20 / 25 / 30 Continental F163	0567	104
ACP 40 / 50 Continental F163	0567	104
ACP 60 / 70 / 80 Continental F245	0567	104
ACS 100 / 120 Continental F245	0567	104
ACS 70 Continental F163	0567	104
L2 6 426 Diesel	0607	105
L3 6 426 Diesel	0607	105
M2 6 426 Diesel	0607	105
M3 6 426 Diesel	0607	105
N5 6 426 Diesel	0607	105
N6 6 426 Diesel	0607	105
Tractor Farm ED40 4 Cil 138 Diesel	0507	104
Tratores	1828	112

Asia Motors	Nº ZEN	Pg.
1135-1	0392	103
1135-15	0392	103
1135-50	0392	103
1135-55	0392	103
2135	0392	103
2135-50	0392	103
Compressor Deutz	0059	99
Compressor com motor Deutz 8 cil	0101	100
Compressor AX430	0088	114
Compressor AX430	0122	116
Compressor AX430	0133	100
PR425	0087	114

Astra	Nº ZEN	Pg.
BM 201 OM-8360.05.200 8.0L	1059	108
BM 201 OM-8360.05.300 8.0L	1059	108
BM 44D12R OM-8360.05.200 8.1L	1059	108

Atlas	Nº ZEN	Pg.
Carregadeira Ar 105, 105 E TCD 4,1 L4 105kW Tier 4i	1751	112
Carregadeira Ar 95 e Super TCD 4,1 L4 95kW Tier 4i	1751	112
Compressor XAHS 107 C2	1898	113
Compressor XAHS 37 DD	1898	113
Compressor XAS 137 C2	1898	113
Escavadeira 160W TCD2012 L06 2V 143HP Tier 3	1751	112
Escavadeira 190LC TCD2012 L06 2V 143HP Tier 4	1751	112
Escavadeira 340LC TCD2013 L06 2V 226PS Tier 4	1751	112



Atlas	Nº ZEN	Pg.
Manipuladora de Materiais 180MH, 200MH TCD2012 L06 2V 143HPTier 4	1751	112
Manipuladora de Materiais 350MH TCD2013 L06 2V 226PS Tier 4	1751	112
Manipuladora de Materiais 400MH TCD6,1 L6 238PS Tier 4i	1751	112
Manipuladora de Materiais 520MH TCD2013 L06 2V248PS	1751	112
Máquina Rolo AW 240	1898	113
Máquina Rolo AW 260	1898	113
Máquina Rolo AW 300	1898	113
Rolos Compactadores AW 1110, AW 1120 TCD2012 L04 96kW	1751	112
Rolos Compactadores AW 1130, AW 1140 TCD2012 L04 103kW	1751	112

Atlas Copco	Nº ZEN	Pg.
Caminhões	0378	103
Compressores XAHS 146 C3, XAS 186 C3, XATS 156 C3	1751	112
Deutz TCD 2012 4 Cil. 82kW		
Compressores XAHS 186 C3, XAVS 166C3 Deutz TCD 2013 4 Cil. 104kW	1751	112
Especial/Special	0226	101
Máquina Fresadora de Asfalto PL1000T TCD2012 L06 2V 6 Cil 150kW	1751	112
Tratores com motor Deutz 8 cil	0101	100
Tratores	0378	103

Audi	Nº ZEN	Pg.
100 1.8, 1.9, 2.0	0108	100
200 turbo	0108	100
200i	0108	100
80	0108	100
80L	0108	100
A4 2.5 TDI	1631	110
A6 2.5 TDI	1631	110
A8 2.5 TDI	1631	110
Quattro	0108	100
Quattro	1631	110
S 3 Quattro	1655	111
TT Coupe 1.8	1655	111

Bautz	Nº ZEN	Pg.
Especial/Special	1076	108

Bedford	Nº ZEN	Pg.
6C4	0067	99
6D4	0067	99
6RT	0067	99
TD	0067	99
TL 1000 330	1616	110
TL 1260 330	1616	110
TL 1630 330 Turbo (107 bhp)	1616	110
TL 860 330	1616	110

Benfra	Nº ZEN	Pg.
10 CH Motor Aifo-8361/000 8.1L	1059	108
10 CH Motor Aifo-8361/01 8.1L	1059	108
9.11 Motor Aifo-8361S/000 8.1L	1059	108
9.11 Motor Aifo-8361S/10.00 5.9L	1059	108

Benfra	Nº ZEN	Pg.
9.12 Motor Aifo-8361S/10.00 5.9L	1059	108
9.32 Motor Aifo-8361S/10.00 5.9L	1059	108

BMW	Nº ZEN	Pg.
1500	0223	101
1502	0223	101
1600	0223	101
1602	0223	101
1800	0223	101
1800TI	0223	101
1802	0223	101
2000	0223	101
2002	0223	101
2002 Turbo	0223	101
2500	0223	101
2800	0223	101
3000	0223	101
316	0223	101
318	0223	101
320	0108	100
320	0223	101
320i	0223	101
323 i	0108	100
3300	0223	101
518	0223	101
520	0108	100
520	0223	101
520	0367	103
520i	0223	101
523 i	0108	100
525	0223	101
528	0108	100
528	0223	101
528i	0223	101
728	0223	101
Motor MWM 4.10TCA AGRAL CAMINHAO 8500D	1679	111
Motor MWM 4.10TCA AGRAL CAMINHAO 8500D	1805	112
Motor MWM 4.12TCE Agrale MA 12 185CV	1679	111
Motor MWM 4.12TCE Agrale MA 12 185CV	1805	112
Motor MWM 4.12TCE ITEC MIDI BUS (América Latina)	1679	111
Motor MWM 4.12TCE ITEC MIDI BUS (América Latina)	1805	112
Pulverizadora Montana Parruda 2627M e 2627H Com Motor MWM 4.10L TCA	1679	111
Pulverizadora Montana Parruda 2627M e 2627H Com Motor MWM 4.10L TCA	1805	112

Bobcat	Nº ZEN	Pg.
1075 John Deere 4-276 Dsl	9459	114
1080 John Deere 4-276 Dsl	9459	114
1080B John Deere 4-276 Dsl	9459	114
1600 Kubota V1702 Diesel	0650	105
2400 Perkins 4-236 Dsl	0649	105
2410 Perkins 4-236 Dsl	0649	105
3023 Kubota V1702 Dsl	0649	105
641 Deutz F2L511 Dsl	0649	105
643 Kubota D1402BA Diesel	0650	105
741 Deutz F2L511D Dsl	0649	105
743 Kubota V1702BA Diesel	0650	105

Bobcat	Nº ZEN	Pg.
743B Kubota V1702BA Diesel	0650	105
753 Kubota V2203B Diesel	0650	105
7753 Kubota V2203B Diesel	0650	105
843B Isuzu 4JB1PK-01 Dsl	0649	105
843HC Isuzu 4JB1PK-01 Dsl	0649	105
853	1831	112
853 Isuzu 4JB1PK-03 Dsl	0649	105
853C	1831	112
853H	1831	112
853H Isuzu 4JB1PK-03 Dsl	0649	105
853HC	1831	112
943 Perkins 4-236 Dsl	0649	105
974 Perkins 4-236 Dsl	0649	105
975 J. Deere 4-276 Dsl	9459	114
Carregador de Madeira	1754	112
Especial/Special	1194	109
Especial/Special	1195	109
Melroe	1196	109
Mini Pá Carregadeira com motor Agrale	0125	100
Skid Steer L.TL360	1700	111
Trator 853 série 12816390	0721	106
Bomag	Nº ZEN	Pg.
BW 90	0638	105
Terraplanadora BM 500/15, BM 600/15	1751	112
Bonser	Nº ZEN	Pg.
50 D 60 D 70 D 90 D 100 D	0507	104
D20	0398	103
D200K	0398	103
D25	0398	103
D2500K	0398	103
Buick	Nº ZEN	Pg.
Century 4 cil 2.2L	0783	106
Regal V6 3.1	0783	106
Carraro	Nº ZEN	Pg.
Especial/Special	1076	108
Tigrone 625	0308	102
Case	Nº ZEN	Pg.
1820	1616	110
1835B	1829	112
1845	1829	112
1845B	1829	112
207D	1829	112
450B	1829	112
480C	1829	112
580/E/CK (Perkins) Perkins	0024	99
7120	1831	112
80 CR / 80 P	1073	108
ACCO1820	1616	110
Agricultural Loader 580F Construction King European Model (Std.)	0507	104
Agricultural Tractor 1394 4 Cil 219 Diesel	0507	104
Agricultural Tractor 1494 4 Cil 219 Diesel	0507	104
Case IH C9	1809	112
Cefairas 6000 e 6500 W Motor NCE 4-390	0970	108

Case	Nº ZEN	Pg.
Colheitadeira	0784	106
Colheitadeira de Cana A7000 e A7700 com motor Cummins	1811	112
Colheitadeira de Cana A7000 e A7700 com motor Cummins	13131	115
Colheitadeira de Cana A7000 e A7700 - com motor Cummins	13117	115
Colheitadeira de cana A8000 e A8800 com Motor Case IH C9	1809	112
CS 105 PRO Sisu 4Cil 102 HP 4.4	1698	111
CS 110 Sisu 4 Cil Turbo 4.4	1701	111
CS 110 Sisu 4 cil Turbo 4.4	1600	110
CS 130	1698	111
CS 130 Sisu 6 cil Turbo 6.6	1600	110
CS 68 Sisu 3 Cil Turbo 3.3	1701	111
CS 68 Sisu 3 cil Turbo 3.3	1600	110
CS 75 Sisu 3 Cil Turbo 3.3	1701	111
CS 75 Sisu 3 cil Turbo 3.3	1600	110
CS 78 Sisi 4 Cil Turbo 4.4	1698	111
CS 78 Sisu 4 cil Turbo 4.4	1600	110
CS 85 PRO Sisu 4 Cil 85HP 4.4	1698	111
CS 94 Sisu 4 Cil Turbo 4.4	1698	111
CS 95 PRO Sisu 4 Cil 93HP 4.4	1698	111
CVX 140 Sisu 6 Cil 141 HP 6.6	1698	111
CVX 150 Sisu 6 Cil Turbo 150 HP 6.6	1698	111
CVX 160 Sisu 6 Cil 160 HP 6.6	1698	111
CVX 170 Sisu 6 Cil Turbo 170 HP 6.6	1698	111
CVX 190 Sisu 6 Cil 196 HP 6.6	1698	111
CX27B V8 3TNV82	1556	109
CX31B V8 3TNV88	1556	109
CX36B V8 3TNV88	1556	109
EHC	0948	107
Escavadeira 1088	0970	108
Escavadeira Hidráulica 80CP	0105	100
Escavadeira Hidráulica 80CP, 80CR.	1364	109
Escavadeira Hidráulica 80CR	0105	100
Especial/Special	0624	105
Grader 845 e 845.2	0722	106
Grader FG 140.2	0722	106
JX 60 NEF 4Cil 60HP 4.5	1700	111
JX 70 NEF 4Cil 72HP 4.5	1700	111
JX 80 NEF 4Cil 82HP 4.5	1700	111
Máquinas	1828	112
Motoniveladora 845, 845.2, FG 140.2	1679	111
Motoniveladora 845, 845.2, FG 140.2	1805	112
Motoniveladora 865, 865.2, 885 e 885.2	1811	112
Motoniveladora 865, 865.2, 885 e 885.2	13118	115
Motoniveladora RG140B e 845 com transmissão ZF	1679	111
Motoniveladora RG140B e 845 com transmissão ZF	1805	112
Pá Carregadeira	0051	99
Pá Carregadeira	0052	99
Pá Carregadeira com motor Scania	0087	114
Pá Carregadeira	0112	100
Pá Carregadeira	1928	113
Pá Carregadeira W18	0105	100
Pá Carregadeira W18	1364	109
Pá Carregadeira W20	0034	99
Pá Carregadeira W20	0105	100

Case	Nº ZEN	Pg.
Pá Carregadeira W20	0722	106
Pá Carregadeira W20	1364	109
Pá Carregadeira W20, 521D, 621D, W130	1679	111
Pá Carregadeira W20, 521D, 621D, W130	1805	112
Pá Carregadeira W20B	0105	100
Pá Carregadeira W20B	1364	109
Pá Carregadeira W36 com motor Cummins	0088	114
Pá Carregadeira W36 com motor Cummins e Scania	0133	100
Pá Carregadeira W36, W36B turbo com motor Cummins e Scania	0122	116
Pá Carregadeira W36B com motor Cummins e Scania	0133	100
Pá Carregadeira W36B turbo	0089	114
Pá Carregadeira W7 com motor Perkins 6 cil	0024	99
Pá Carregadeira W7 Perkins 6 cil	1359	109
Quantum 65C NEF 4Cil Tier III 60HP 3.2	1700	111
Quantum 75C NEF 4Cil Tier III 78HP 3.2	1700	111
Retroescavadeira 580H	0118	100
Retroescavadeira Cummins	0970	108
Retroescavadeira 580 Perkins 4 cil	0024	99
Retroescavadeira 580 Perkins 4 cil	1359	109
Retroescavadeira 580CK Perkins 4cil	0024	99
Retroescavadeira 580CK Perkins 4 cil	1359	109
Retroescavadeira 580E Perkins 4 cil	0024	99
Retroescavadeira 580E Perkins 4 cil	1359	109
Retroescavadeira 580H	0024	99
Retroescavadeira 580H	1359	109
Tractor Farm 1290 4 Cil 195 Diesel	0507	104
Tractor Farm 1294 4 Cil 219 Diesel	0507	104
Tractor Farm 1390 4 Cil 219 Diesel	0507	104
Tractor Farm 1490 4 Cil 219 Diesel	0507	104
Tractor Farm 995 4 Cil 219 Diesel	0507	104
Trator 42 MT	0117	100
Trator	0134	101
Trator 5100	0970	108
Trator 2470	0087	114
Trator 4490	0087	114
Trator 580H/SH/SH 4x4 Cummins 433.9	0497	104
Trator Agrícola 2470	0133	100
Trator Agrícola 2470 e 4490	0122	116
Trator Agrícola 4490	0133	100
Trator MX 135	0814	106
Trator W20 Cummins 6BT590	0748	106
Trator W36	0087	114
Tratores	9302	114
Tratores Magnum MX220, MX240 e MX270 com motor Cummins 8,3L	13130	115
TX36	1616	110
W18	0105	100
W18	1364	109
W20 (MBB-OM 352)	0105	100
W20 (MBB-OM 352)	1364	109
W20B (MBB-OM 352A)	0105	100
W20B (MBB-OM 352A)	1364	109
Windrower 6000 225 gasolina	0495	104
Windrower 6500 225 gasolina	0495	104
Case IH	Nº ZEN	Pg.
C9 8200242 38MT - 24V	13138	115

Case IH	Nº ZEN	Pg.
Colheitadeira de cana A8000 e A8800 com Motor Case IH C9	13138	115
Caterpillar	Nº ZEN	Pg.
3114	1831	112
320B Mitsubishi 24V	0887	107
3508	0626	105
3512	0626	105
3516	0626	105
938H	1948	113
Blue Bird USA Cat 3126 7.2	1595	110
Blue Diamond USA	1837	112
Carregadeira 916	0776	106
Carregadeira 926	0776	106
Carregadeira 926E	0776	106
Cat 3216 7.2 F650	1837	112
Cat D300	0088	114
Caterpillar	0117	100
Caterpillar Facet 10061	0555	104
Caterpillar Facet	0556	104
Colheitadeira MT 875.	1205	109
Duty 3204 Motor Médio	0776	106
Engine 6 Cyl D 343	0556	104
Escavadeira 943 3204	0776	106
Escavadeira 215B	0776	106
Escavadeira 953 3204	0776	106
Grupo Gerador 3304T	0122	116
Grupo Gerador 3304T	0133	100
Grupo Gerador 3306T	0122	116
Grupo Gerador 3306T	0133	100
Máquinas com motor D330C	0097	100
Máquinas com motor D333C	0097	100
Máquinas com motor D334C	0097	100
Máquinas com motor D336C	0097	100
Máquinas com motor D344C	0097	100
Máquinas com motor D330C	9028	114
Máquinas com motor D333C	9028	114
Máquinas com motor D334C	9028	114
Máquinas com motor D336C	9028	114
Máquinas com motor D344C	9028	114
Máquinas	9426	114
Máquinas equipadas com motor D311	0110	100
Máquinas equipadas com motor D320	0110	100
Máquinas equipadas com motor D330	0110	100
Máquinas equipadas com motor D333	0110	100
Máquinas equipadas com motor D342	0110	100
Máquinas equipadas com motor D343	0110	100
Máquinas equipadas com motor D311	9074	114
Máquinas equipadas com motor D320	9074	114
Máquinas equipadas com motor D330	9074	114
Máquinas equipadas com motor D333	9074	114
Máquinas equipadas com motor D342	9074	114
Máquinas equipadas com motor D343	9074	114
Moto Scraper 631E	0088	114
Moto Scraper 631E	0122	116
Moto Scraper 631E	0133	100
Motoniveladora 120B	0089	114



Caterpillar	Nº ZEN	Pg.
Motoniveladora 120B	0122	116
Motoniveladora 120B 3306	0133	100
Motoniveladora 120H	1205	109
Motoniveladora 12E	0036	114
Motoniveladora 12E	0121	116
Motoniveladora 12E	0201	116
Motoniveladora 140B 3306	0122	116
Motoniveladora 140B 3306	0133	100
Motoniveladora 140B (3306)	0089	114
Motores geradores 3304T	0089	114
Motores geradores 3306T	0089	114
Pá Carregadeira 930	0089	114
Pá Carregadeira 930	0133	100
Pá Carregadeira 960	0122	116
Pá Carregadeira 966	0089	114
Pá Carregadeira 966	0122	116
Pá Carregadeira 966	0133	100
Pipelayers 583h D342 Diesel	0555	104
Pipelayers 583k D342 Diesel	0555	104
Pipelayers 594 D353 Diesel	0555	104
Pipelayers 594h D353 Diesel	0555	104
Track Tractors D7e	0555	104
Track Tractors D8k D342 Diesel	0555	104
Track Tractors D9g	0555	104
Track Tractors D9h D353 Diesel	0555	104
Tranportador de Ferramentas IT18B 3204	0776	106
Tranportador de Ferramentas IT28B 3204	0776	106
Trator de Esteiras 631E	0122	116
Trator de Esteiras 631E	0133	100
Trator de Esteiras D4D	0122	116
Trator de Esteiras D4D	0133	100
Trator de Esteiras D4E	0089	114
Trator de Esteiras D4E	0122	116
Trator de Esteiras D4E	0133	100
Trator de Esteiras D5B	0122	116
Trator de Esteiras D5B	0133	100
Trator de Esteiras D6C	0122	116
Trator de Esteiras D6C	0133	100
Trator de Esteiras D6D	0089	114
Trator de Esteiras D6D	0122	116
Trator de Esteiras D6D	0133	100
Trator de Esteiras D6E	0122	116
Trator de Esteiras D6E	0133	100
Trator de Esteiras D8L	0122	116
Trator de Esteiras D8L	0133	100
Trator de Esteiras D8L e 631E	0088	114
Trator Esteira D4H 3204	0776	106
V60E Perkins 4-236	10048	115
V80E Perkins 4-236	10048	115
CBT	Nº ZEN	Pg.
1000 Perkins 4, 6 cil	1359	109
1065	1364	109
1065 (MBB-OM 314)	1364	109
1090 Perkins 6 cil	0060	99
1090 Perkins 4, 6 cil	1359	109
1100 Perkins 4, 6 cil	1359	109

CBT	Nº ZEN	Pg.
1105 (MBB-OM 352)	1364	109
2080 (MBB-OM 314)	1364	109
2105 (MBB-OM 352)	1364	109
2600	1364	109
8060 4x4 (MBB-OM 352)	1364	109
8240 Perkins 4236 álcool	1359	109
8240 4.248 JF 12v	1690	111
8440	1073	108
8440	1364	109
950	1364	109
Oliver 1020	0034	99
Oliver 1020	1364	109
Oliver 1065	0034	99
Oliver 1105	0034	99
Oliver 950	0034	99
Trator 1000 Perkins 4 e 6 cil	0024	99
Trator 1065 (MBB-OM 314)	0105	100
Trator 1090 Perkins 4 e 6 cil	0024	99
Trator 1100 Perkins 4 e 6 cil	0024	99
Trator 1105 (MBB-OM 352)	0105	100
Trator 2080 (MBB-OM 314)	0105	100
Trator 2105 (MBB-OM 352)	0105	100
Trator 2600	0105	100
Trator 8060 4x4 (MBB-OM 352)	0105	100
Trator 8240 Perkins 4236	0024	99
Trator 8240	0118	100
Trator 8260 4x4 com motor Perkins	0118	100
Trator 8440	0105	100
Trator Oliver 1020	0105	100
Trator Oliver 1065	0105	100
Trator Oliver 950	0105	100
Chrysler	Nº ZEN	Pg.
135	1359	109
155	1359	109
50	1359	109
60	1359	109
C-300	1359	109
C-500 Y110	1359	109
Caminhão Dodge com motor Perkins 4 cil	0102	100
Caminhão Dodge D300 com motor Perkins	0118	100
Caminhão Dodge D950 com motor MWM	0105	100
Caminhão Dodge P700 com motor MWM	0105	100
Caminhão Dodge P900 com motor MWM	0105	100
Dodge	0352	102
Dodge Série S	0661	106
Dodge C17	0392	103
Dodge C20	0392	103
Dodge C2662	0392	103
Dodge C2664	0392	103
Dodge D14000 MWM 6 cil e partida Wapsa	0085	100
Dodge D400 Perkins 4 cil	0024	99
Dodge D400 Perkins 4 cil	1359	109
Dodge D750 MWM 6 cil	0085	100
Dodge D950 MWM	0034	99
Dodge D950 MWM 6 cil	0085	100
Dodge D950 MWM	1364	109

Chrysler	Nº ZEN	Pg.
Dodge Horizon	0339	102
Dodge P700 MWM	1364	109
Dodge P900 MWM	1364	109
Dodge T17	0392	103
HY 40	1359	109
Omni	0339	102

Citroën	Nº ZEN	Pg.
BX 14	0108	100
C22	0108	100
C25	0108	100
LNA II	0108	100
Visa	0108	100
Visa II	0108	100
XM 2.1 diesel	1030	108
XM 2.1 turbo diesel	1030	108

Claas	Nº ZEN	Pg.
Consul Deutz F4L912	0308	102
Consul 3.8	1073	108
Corsar Deutz F4L912	0308	102
Cosmos Deutz F4L912	0308	102
Dominator 5.7	1073	108
Europa Deutz F4L912	0308	102
Máquina Scorpion 7030 Deutz TCD 2012 L04 2V 102HP	1751	112
Máquina Scorpion 7040 Deutz TCD 2012 L04 120HP	1751	112
Máquina Scorpion 7045 Deutz TCD 2012 L04 140HP	1751	112
Máquina Scorpion 7055 TCD 4,1 L4 115kW Tier 4i	1751	112
Máquina Scorpion 9040 Deutz TCD 2012 L04 140HP	1751	112
Máquina Scorpion 9055 TCD 4,1 L4	1751	112
Máquina Scorpion 6030 TD2011 L04 75kW	1751	112
Mercator Deutz F4L912	0308	102
Mercator 5.7	1073	108
Mercator 50 Deutz F4L912	0308	102
Mercator 60 Deutz F6L912	0308	102
Mercator 70 Deutz F6L912	0308	102
Mercator 75R Deutz F6L912	0308	102
Mercur Deutz F4L912	0308	102
Senator Deutz F6L912	0308	102

Clark	Nº ZEN	Pg.
1075 John Deere 4276	9459	114
1080 J. Deere 4276	9459	114
2000 Perkins 2.5L	0649	105
641 Deutz F2L511	0649	105
741 Deutz F2L511	0649	105
843 Perkins 2.5L	0649	105
843B Isuzu Engines	0649	105
853 / 853H Isuzu Engines	0649	105
943 Perkins 4-236	0649	105
974 Perkins 4-236	0649	105
975 J. Deere 4276	9459	114
C20 Séries Continental Y112 Engine	0567	104
C25 Séries Continental Y112 Engine	0567	104
C30 Séries Continental F162 Engine	0567	104
C40 Séries Continental F162 Engine	0567	104
C50 Séries Continental F162 Engine	0567	104
C60 Séries Continental F209 Engine	0567	104

Clark	Nº ZEN	Pg.
CF20 Séries Continental Y112 Engine	0567	104
CF25 Séries Continental Y112 Engine	0567	104
CF30 Séries Continental F162 Engine	0567	104
CF40 Séries Continental F162 Engine	0567	104
CF50 Séries Continental F162 Engine	0567	104
CFY60 Séries Continental F244 Engine	0567	104
CHY100 GM 6 cil	0073	99
CHY120 GM 6 cil	0073	99
CHY140 GM 6 cil	0073	99
CHY60 GM 6 cil	0073	99
CHY70 GM 6 cil	0073	99
CHY80 GM 6 cil	0073	99
CT20 Séries Continental F162 Engine	0567	104
CT30 Séries Continental F162 Engine	0567	104
CT40 Séries Continental F162 Engine	0567	104
CT50 Séries Continental F162 Engine	0567	104
CY20 Séries Continental F162 Engine	0567	104
CY30 Séries Continental F162 Engine	0567	104
CY40 Séries Continental F162 Engine	0567	104
CY60 Séries Continental F244 Engine	0567	104
Empilhadeira com motor Detroit D478	0093	100
Empilhadeira	0198	101
Empilhadeira	0906	107
Empilhadeira	1883	113
Empilhadeira 135	0024	99
Empilhadeira 155	0024	99
Empilhadeira 50	0024	99
Empilhadeira 60	0024	99
Empilhadeira C-300	0024	99
Empilhadeira C-500	0024	99
Empilhadeira CFY 40	0086	100
Empilhadeira CFY40 Willys 6 cil	0022	99
Empilhadeira CFY50 Willys 6 cil	0022	99
Empilhadeira CFY50	0086	100
Empilhadeira CG P 25 Com Arranque Adaptado	0893	107
Empilhadeira Clark CGP25	0596	105
Empilhadeira HY 40	0024	99
Empilhadeira Y110	0024	99
Empilhadeiras	9426	114
Especial/Special	0721	106
Especial/Special	1195	109
Especial/Special	1196	109
Mini Carregadeira	1754	112
Mini Pá Carregadeira	0125	100
Motor PK4236 Pick Up	1359	109
Pá Carregadeira	0117	100
Pá Carregadeira Michigam 55A	0034	99
Pá Carregadeira Michigam 65R	0034	99
Pá Carregadeira Michigam 75III	0034	99
Pá Carregadeira Michigan 45C	0105	100
Pá Carregadeira Michigan 45C	1364	109
Pá Carregadeira Michigan 55A	0105	100
Pá Carregadeira Michigan 55A	1364	109
Pá Carregadeira Michigan 55C	0105	100
Pá Carregadeira Michigan 55C	1364	109
Pá Carregadeira Michigan 65R	0105	100
Pá Carregadeira Michigan 65R	1364	109

Clark	Nº ZEN	Pg.
Pá Carregadeira Michigan 75A	0024	99
Pá Carregadeira Michigan 75A	1359	109
Pá Carregadeira Michigan 75II	0024	99
Pá Carregadeira Michigan 75II	1359	109
Pá Carregadeira Michigan 75III	0024	99
Pá Carregadeira Michigan 75III	0105	100
Pá Carregadeira Michigan 75III	1359	109
Pá Carregadeira Michigan 75III	1364	109
PK4236 Pick Up	0024	99

CNH	Nº ZEN	Pg.
F5C8 4Cil 3.2	1700	111

Cockshutt	Nº ZEN	Pg.
5542 Chrysler 8...383	0495	104
555 Chrysler 383 Engine	0495	104

Crysler	Nº ZEN	Pg.
300 V8 7.2L 440cid	0495	104
300 V8 7.2L 7211cc 440cid	0495	104
300 V8 7.2L 7212cc 440cid	0495	104
Cordoba L6 3.7L 3687cc 225cid	0495	104
Cordoba V8 5.2L 318cid	0495	104
Cordoba V8 5.9L 360cid	0495	104
Cordoba V8 6.6L 400cid	0495	104
Fifth Avenue L6 3.7L 3687cc 225cid	0495	104
Fifth Avenue V8 5.2L 318cid	0495	104
Imperial V8 5.2L 318cid	0495	104
Imperial V8 7.2L 440cid	0495	104
Imperial V8 7.2L 7211cc 440cid	0495	104
Imperial V8 7.2L 7212cc 440cid	0495	104
LeBaron L6 3.7L 3687cc 225cid	0495	104
LeBaron V8 5.2L 318cid	0495	104
LeBaron V8 5.9L 360cid	0495	104
New Yorker L6 3.7L 3687cc 225cid	0495	104
New Yorker V8 5.2L 318cid	0495	104
New Yorker V8 5.9L 360cid	0495	104
New Yorker V8 6.6L 400cid	0495	104
New Yorker V8 6.6L 6555cc 400cid	0495	104
New Yorker V8 7.2L 440cid	0495	104
New Yorker V8 7.2L 7211cc 440cid	0495	104
New Yorker V8 7.2L 7212cc 440cid	0495	104
Newport L6 3.7L 3687cc 225cid	0495	104
Newport V8 5.2L 318cid	0495	104
Newport V8 5.9L 360cid	0495	104
Newport V8 5.9L 5899cc 360cid	0495	104
Newport V8 5.9L 5900cc 360cid	0495	104
Newport V8 6.3L 383cid	0495	104
Newport V8 6.3L 6286cc 383cid	0495	104
Newport V8 6.6L 400cid	0495	104
Newport V8 6.6L 6555cc 400cid	0495	104
Newport V8 7.2L 440cid	0495	104
Newport V8 7.2L 7211cc 440cid	0495	104
Newport V8 7.2L 7212cc 440cid	0495	104
Town Country L6 3.7L 3687cc 225cid	0495	104
Town Country V8 5.9L 360cid	0495	104
Town Country V8 6.3L 383cid	0495	104
Town Country V8 6.3L 6286cc 383cid	0495	104

Crysler	Nº ZEN	Pg.
Town Country V8 6.6L 400cid	0495	104
Town Country V8 6.6L 6555cc 400cid	0495	104
Town Country V8 6.6L 6556cc 400cid	0495	104
Town Country V8 7.2L 440cid	0495	104
Town Country V8 7.2L 7211cc 440cid	0495	104
Town Country V8 7.2L 7212cc 440cid	0495	104

Crystal Tractor	Nº ZEN	Pg.
Orion 16 Sisu Diesel	1698	111

Cub Cadet	Nº ZEN	Pg.
KH 2509809S	1880	113

Cummins	Nº ZEN	Pg.
B6	12682	117
BT5. 9L	12682	117
C 6ct 83	1603	110
C 6cta 83	1603	110
Chassi p/ ônibus UC210	0133	100
Chassi p/ ônibus RC210	0089	114
Chassi p/ ônibus RC210	0122	116
Chassi p/ ônibus RC210	0133	100
Chassi p/ ônibus UC210	0089	114
Chassi p/ ônibus UC210	0122	116
Empilhadeira Case 42MT 12/24V	0117	100
Especial/Special 10D	0497	104
Especial/Special	0722	106
Especial/Special	1194	109
Especial/Special	9302	114
Geradores Cummins C350 D6, C400 D6 com motor Cummins NTA855	1811	112
Geradores Cummins C350 D6, C400 D6 com motor Cummins NTA855	13117	115
Motor 6C	0122	116
Motor 250 Super	0088	114
Motor 250 Super	0122	116
Motor 250 Super	0133	100
Motor 6C 8.3 Its	0089	114
Motor 6C	0133	100
Motor 6CT 8.3 Its	0089	114
Motor 6CT	0122	116
Motor 6CT	0133	100
Motor 6CTA 8.3 Its	0089	114
Motor 6CTA	0122	116
Motor 6CTA	0133	100
Motor Cummins 42 MT 12/14V	0110	100
Motor Cummins 42 MT 12/14V	9074	114
Motor N	0088	114
Motor N855	0088	114
Motor N855	0122	116
Motor N855	0133	100
Motor NT	0088	114
Motor NTA	0088	114
Motor NTA855	0088	114
Motor Serie C	0622	105
Motor Serie C	1190	109
Motores	0970	108
Motores	1828	112



Cummins	Nº ZEN	Pg.
Motores C e ISC de 8,3 litros	1809	112
Motores C e ISC de 8,3 litros	13130	115
Motores N	0122	116
Motores NT	0122	116
Motores NTA	0122	116
Motores NTA855	0122	116
Motores Séries 6BT (Dianteiro)	12682	117
Daewoo	Nº ZEN	Pg.
Empilhadeira	0906	107
Daf	Nº ZEN	Pg.
95310	0087	114
95330	0087	114
95350	0087	114
95360	0087	114
95380	0087	114
95400	0087	114
95430	0087	114
Daihatsu	Nº ZEN	Pg.
Rocky F80	0947	107
Rocky F80	1722	111
Datsun	Nº ZEN	Pg.
Especial/Special Diesel	0448	103
David Brown	Nº ZEN	Pg.
580 770 880 990 1190 1212	0507	104
Tractor Farm 120 4 Cil 219 Diesel	0507	104
Tractor Farm 1200 4 Cil 219 Diesel	0507	104
Tractor Farm 121 4 Cil 219 Diesel	0507	104
Tractor Farm 1210 4 Cil 219 Diesel	0507	104
Tractor Farm 1212 4 Cil 219 Diesel	0507	104
Tractor Farm 990 4 Cil 186 Diesel	0507	104
Tractor Farm 991 4 Cil 186 Diesel	0507	104
Tractor Farm 995 4 Cil 219 Diesel	0507	104
Tractor Farm 996 4 Cil 219 Diesel	0507	104
Denso	Nº ZEN	Pg.
Motores P8 PLGR 24V 13T	1948	113
Detroit	Nº ZEN	Pg.
Caminhão GM com Motor 4.53	0051	99
Caminhão GM com Motor 4.53	0566	104
Estacionários	0721	106
Pá Carregadeira Case com Motor 4.53	0051	99
Pá Carregadeira Case com Motor 4.53	0566	104
Deutz	Nº ZEN	Pg.
Allis	0651	105
Allis 12/24V	1195	109
Atlas Copco compressor	0059	99
Caminhões	0378	103
Especial/Special	0438	103
Especial/Special	0440	103
F1L210 (.7L - 673cc)	0638	105
F3L911 2.5L 2460cc	0308	102
F4L911 3.3L 3280cc	0308	102
F4L912 3.8L 3770cc	0308	102

Deutz	Nº ZEN	Pg.
L3 670 Diesel	0607	105
M3 670 Diesel	0607	105
Motores 8 cil	0101	100
R5	0607	105
R6	0607	105
Trator 100S	0105	100
Trator 120S	0105	100
Trator 4.190	0105	100
Trator 80S	0105	100
Trator 9170 6-584 Diesel	0888	107
Trator 9190 6-584 Diesel	0888	107
Trator AX 4.100	0105	100
Trator Demisa DM55	0059	99
Trator Demisa DM65	0059	99
Tratores	0378	103
Tratores	1828	112
Tratores K410, K420, K430, K610 Deutz TCD2012 L04	1751	112
Tratores M600, M610, M620 Deutz 2012 L06 2V	1751	112
Tratores M640, M650 Deutz 2012 L06 4V	1751	112
Dodge	Nº ZEN	Pg.
330 V8 4.5L 4473cc 273cid	0495	104
330 V8 5.2L 5212cc 318cid	0495	104
440 V8 4.5L 4473cc 273cid	0495	104
440 V8 5.2L 5212cc 318cid	0495	104
880 V8 4.5L 4473cc 273cid	0495	104
880 V8 5.2L 5212cc 318cid	0495	104
950	0480	103
Aspen L6 3.7L 3687cc 225cid	0495	104
Aspen V8 5.2L 318cid	0495	104
Challenger L6 3.7L 225cid	0495	104
Challenger L6 3.7L 3687cc 225cid	0495	104
Challenger V8 5.2L 318cid	0495	104
Challenger V8 5.2L 5212cc 318cid	0495	104
Charger L6 3.7L 225cid	0495	104
Charger L6 3.7L 3687cc 225cid	0495	104
Charger V8 5.2L 318cid	0495	104
Charger V8 5.2L 5212cc 318cid	0495	104
Coronet L6 3.7L 225cid	0495	104
Coronet L6 3.7L 3687cc 225cid	0495	104
Coronet V8 5.2L 318cid	0495	104
Coronet V8 5.2L 5212cc 318cid	0495	104
Custom V8 4.5L 4473cc 273cid	0495	104
Custom V8 5.2L 5212cc 318cid	0495	104
D100 V8 5.9L 360cid	0495	104
D100 V8 6.6L 400cid	0495	104
D100 V8 7.2L 440cid	0495	104
D100 Pick Up V8 5.9L 360cid	0495	104
D100 Pick Up V8 5.9L 5899cc 360cid	0495	104
D100 Pick Up V8 5.9L 5900cc 360cid	0495	104
D100 Pick Up V8 6.3L 383cid	0495	104
D100 Pick Up V8 6.3L 6286cc 383cid	0495	104
D100 Pick Up V8 6.6L 400cid	0495	104
D100 Pick Up V8 6.6L 6555cc 400cid	0495	104
D100 Pick Up V8 6.6L 6556cc 400cid	0495	104
D100 Pick Up V8 7.2L 440cid	0495	104
D100 Pick Up V8 7.2L 7211cc 440cid	0495	104

Dodge	Nº ZEN	Pg.
D100 Pick Up V8 7.2L 7212cc 440cid	0495	104
D100 Séries V8 6.3L 6286cc 383cid	0495	104
D150 V8 5.9L 360cid	0495	104
D150 V8 6.6L 400cid	0495	104
D150 V8 7.2L 440cid	0495	104
D200 V8 5.9L 360cid	0495	104
D200 V8 6.6L 400cid	0495	104
D200 V8 7.2L 440cid	0495	104
D200 Pick Up V8 5.9L 360cid	0495	104
D200 Pick Up V8 5.9L 5899cc 360cid	0495	104
D200 Pick Up V8 5.9L 5900cc 360cid	0495	104
D200 Pick Up V8 6.3L 383cid	0495	104
D200 Pick Up V8 6.3L 6286cc 383cid	0495	104
D200 Pick Up V8 6.6L 400cid	0495	104
D200 Pick Up V8 6.6L 6555cc 400cid	0495	104
D200 Pick Up V8 6.6L 6556cc 400cid	0495	104
D200 Pick Up V8 7.2L 440cid	0495	104
D200 Pick Up V8 7.2L 7211cc 440cid	0495	104
D200 Pick Up V8 7.2L 7212cc 440cid	0495	104
D200 Séries V8 6.3L 6286cc 383cid	0495	104
D250 V8 5.9L 360cid	0495	104
D300 V8 5.9L 360cid	0495	104
D300 V8 6.6L 400cid	0495	104
D300 V8 7.2L 440cid	0495	104
D300 Pick Up V8 5.9L 360cid	0495	104
D300 Pick Up V8 5.9L 5899cc 360cid	0495	104
D300 Pick Up V8 5.9L 5900cc 360cid	0495	104
D300 Pick Up V8 6.3L 383cid	0495	104
D300 Pick Up V8 6.3L 6286cc 383cid	0495	104
D300 Pick Up V8 6.6L 400cid	0495	104
D300 Pick Up V8 6.6L 6555cc 400cid	0495	104
D300 Pick Up V8 6.6L 6556cc 400cid	0495	104
D300 Pick Up V8 7.2L 440cid	0495	104
D300 Pick Up V8 7.2L 7211cc 440cid	0495	104
D300 Pick Up V8 7.2L 7212cc 440cid	0495	104
D300 Séries V8 6.3L 6286cc 383cid	0495	104
D350 V8 5.9L 360cid	0495	104
D400 V8 5.9L 360cid	0495	104
D400 V8 7.2L 440cid	0495	104
D450 V8 5.9L 360cid	0495	104
D450 V8 7.2L 440cid	0495	104
Dart L6 3.2L 198cid	0495	104
Dart L6 3.2L 3254cc 198cid	0495	104
Dart L6 3.7L 3687cc 225cid	0495	104
Dart V8 4.5L 273cid	0495	104
Dart V8 4.5L 4473cc 273cid	0495	104
Dart V8 5.2L 318cid	0495	104
Dart V8 5.2L 5212cc 318cid	0495	104
Dart V8 5.6L 340cid	0495	104
Dart V8 5.6L 5572cc 340cid	0495	104
Diplomat L6 3.7L 3687cc 225cid	0495	104
Diplomat V8 5.2L 318cid	0495	104
Diplomat V8 5.2L 5211cc 318cid	0495	104
Especial/Special	9302	114
Magnum V8 5.2L 318cid	0495	104
Mirada L6 3.7L 3687cc 225cid	0495	104
Mirada V8 5.2L 318cid	0495	104

Dodge	Nº ZEN	Pg.
Monaco L6 3.7L 3687cc 225cid	0495	104
Monaco V8 5.2L 318cid	0495	104
Monaco V8 5.2L 5212cc 318cid	0495	104
P200 L6 3.7L 3687cc 225cid	0495	104
P300 L6 3.7L 3687cc 225cid	0495	104
P300 V8 5.9L 360cid	0495	104
Polara L6 3.7L 225cid	0495	104
Polara L6 3.7L 3687cc 225cid	0495	104
Polara V8 4.5L 4473cc 273cid	0495	104
Polara V8 5.2L 318cid	0495	104
Polara V8 5.2L 5212cc 318cid	0495	104
Ramcharger V8 5.9L 360cid	0495	104
Ramcharger V8 5.9L 5899cc 360cid	0495	104
Ramcharger V8 6.6L 400cid	0495	104
Ramcharger V8 6.6L 6555cc 400cid	0495	104
Ramcharger V8 6.6L 6556cc 400cid	0495	104
Ramcharger V8 7.2L 440cid	0495	104
Ramcharger V8 7.2L 7211cc 440cid	0495	104
Ramcharger V8 7.2L 7212cc 440cid	0495	104
Royal Monaco V8 5.2L 318cid	0495	104
St. Regis L6 3.7L 3687cc 225cid	0495	104
St. Regis V8 5.2L 318cid	0495	104
Todos os modelos Chrysler 5.9L(360) V8	0495	104
Todos os modelos Chrysler 6.3L(383) V8	0495	104
Todos os modelos Chrysler 6.6L(400) V8	0495	104
Todos os modelos Chrysler 6.8L(413) V8	0495	104
Todos os modelos Chrysler 7.2L(440) V8	0495	104
Van A100 V8 5.2L 5212cc 318cid	0495	104
Van B100 L6 3.7L 3687cc 225cid	0495	104
Van B100 V8 5.2L 5211cc 318cid	0495	104
Van B100 Van L6 3.2L 198cid	0495	104
Van B100 Van L6 3.2L 3254cc 198cid	0495	104
Van B100 Van L6 3.7L 225cid	0495	104
Van B100 Van L6 3.7L 3687cc 225cid	0495	104
Van B100 Van V8 5.2L 318cid	0495	104
Van B100 Van V8 5.2L 5212cc 318cid	0495	104
Van B150 L6 3.7L 3687cc 225cid	0495	104
Van B150 V8 5.2L 5211cc 318cid	0495	104
Van B200 L6 3.7L 225cid	0495	104
Van B200 L6 3.7L 3687cc 225cid	0495	104
Van B200 V8 5.2L 5211cc 318cid	0495	104
Van B200 Van L6 3.2L 198cid	0495	104
Van B200 Van L6 3.2L 3254cc 198cid	0495	104
Van B200 Van L6 3.7L 225cid	0495	104
Van B200 Van L6 3.7L 3687cc 225cid	0495	104
Van B200 Van V8 5.2L 318cid	0495	104
Van B200 Van V8 5.2L 5212cc 318cid	0495	104
Van B250 L6 3.7L 3687cc 225cid	0495	104
Van B250 V8 5.2L 5211cc 318cid	0495	104
Van B300 L6 3.7L 225cid	0495	104
Van B300 L6 3.7L 3687cc 225cid	0495	104
Van B300 V8 5.2L 5211cc 318cid	0495	104
Van B300 Van L6 3.7L 225cid	0495	104
Van B300 Van L6 3.7L 3687cc 225cid	0495	104
Van B300 Van V8 5.2L 318cid	0495	104
Van B300 Van V8 5.2L 5212cc 318cid	0495	104
Van B350 V8 5.2L 5211cc 318cid	0495	104

Dodge	Nº ZEN	Pg.
W100 V8 5.9L 360cid	0495	104
Dodge Truck	Nº ZEN	Pg.
A100 Truck V8 5.2L 318cid	0495	104
CB300 V8 5.9L 360cid VIN K	0495	104
CB300 V8 5.9L 360cid VIN T	0495	104
D100 L6 3.7L 3687cc 225cid	0495	104
D100 V8 5.2L 5211cc 318cid	0495	104
D100 Pick Up L6 3.7L 3687cc 225cid	0495	104
D100 Pick Up V8 5.2L 318cid	0495	104
D100 Pick Up V8 5.2L 5212cc 318cid	0495	104
D150 L6 3.7L 3687cc 225cid	0495	104
D150 V8 5.2L 5211cc 318cid	0495	104
D200 L6 3.7L 3687cc 225cid	0495	104
D200 V8 5.2L 5211cc 318cid	0495	104
D200 Pick Up L6 3.7L 3687cc 225cid	0495	104
D200 Pick Up V8 5.2L 318cid	0495	104
D200 Pick Up V8 5.2L 5212cc 318cid	0495	104
D250 L6 3.7L 3687cc 225cid	0495	104
D250 V8 5.2L 5211cc 318cid	0495	104
D300 L6 3.7L 3687cc 225cid	0495	104
D300 V8 5.2L 5211cc 318cid	0495	104
D300 Pick Up L6 3.7L 3687cc 225cid	0495	104
D300 Pick Up V8 5.2L 318cid	0495	104
D300 Pick Up V8 5.2L 5212cc 318cid	0495	104
D350 V8 5.2L 5211cc 318cid	0495	104
Dakota V6 3.9L 3906cc 239cid	0495	104
Ramcharger L6 3.7L 3687cc 225cid	0495	104
Ramcharger V8 5.2L 318cid	0495	104
Ramcharger V8 5.2L 5211cc 318cid	0495	104
Ramcharger V8 5.2L 5212cc 318cid	0495	104
W100 L6 3.7L 3687cc 225cid	0495	104
W100 V8 5.2L 5211cc 318cid	0495	104
W100 Pick Up L6 3.7L 3687cc 225cid	0495	104
W100 Pick Up V8 5.2L 318cid	0495	104
W100 Pick Up V8 5.2L 5212cc 318cid	0495	104
W150 L6 3.7L 3687cc 225cid	0495	104
W150 V8 5.2L 5211cc 318cid	0495	104
W200 L6 3.7L 3687cc 225cid	0495	104
W200 V8 5.2L 318cid	0495	104
W200 V8 5.2L 5211cc 318cid	0495	104
W200 Pick Up L6 3.7L 3687cc 225cid	0495	104
W200 Pick Up V8 5.2L 318cid	0495	104
W200 Pick Up V8 5.2L 5212cc 318cid	0495	104
W250 V8 5.2L 5211cc 318cid	0495	104
W300 L6 3.7L 3687cc 225cid	0495	104
W300 V8 5.2L 5211cc 318cid	0495	104
W300 Pick Up L6 3.7L 3687cc 225cid	0495	104
W300 Pick Up V8 5.2L 318cid	0495	104
W300 Pick Up V8 5.2L 5212cc 318cid	0495	104
W350 V8 5.2L 5211cc 318cid	0495	104
Eicher	Nº ZEN	Pg.
Especial/Special	1076	108
Escort Tractor	Nº ZEN	Pg.
Especial/Special	1502	109

Especial/Special	Nº ZEN	Pg.
Cooplantio	1733	112
Jumps Auto	1772	112
Motocicletas	0818	106
Motocicletas	0947	107
Motocicletas	1722	111
Motor de Popa	1656	111
Retroescavadeira Chinesa	1711	111
Falr	Nº ZEN	Pg.
M1620H	0087	114
Farymann	Nº ZEN	Pg.
D 40 - E 40	0638	105
Fendt	Nº ZEN	Pg.
Especial/Special	1076	108
Fiat	Nº ZEN	Pg.
110 NC OM-8360.04.200 6.9L	1059	108
127 1.3D	0060	99
129.16 8360.05.B 8.1L	1059	108
13.304F	0087	114
130 CP3 7.4L	1059	108
130 NC OM-8360.04.300 6.9L	1059	108
130 NC,NR,NT20 8220.02 9.6L	1059	108
130 NC14, NT14 OM-8360.04.200 6.9L	1059	108
1300S	0367	103
130NC	0367	103
130NR	0367	103
130NT	0367	103
131D 2.0 e 2.5	0291	102
132D 2.0 e 2.5	0291	102
147	0060	99
150 NC,NT20 8220.02 9.6L	1059	108
150 NC17 OM-8360.03 8.1L	1059	108
150NC	0367	103
150NR	0367	103
150NT	0367	103
159	0087	114
159 17 OM-8360.05.254 8.1L	1059	108
159NC	0367	103
159NR	0367	103
159NT	0367	103
160 26 8210.02.020 13,8L	1059	108
180	0078	114
190 F20-190 (Unic V 85 S)	0087	114
190PAC20	0087	114
210	0078	114
241TN	0291	102
241TN	0310	102
260	0087	114
260 (Unic V 85 S)	0087	114
26304DFS	0087	114
30.304DFSA	0087	114
40NC	0291	102
440	1624	110
450	0310	102
450	1624	110



Fiat	Nº ZEN	Pg.
450DT	0310	102
455	1624	110
465C	0291	102
466DT	0291	102
480DT	0291	102
50	1624	110
50 F10 OM-8340.04.250 4,6L	1059	108
500	0291	102
500	0310	102
500DT	0291	102
500DT	0310	102
505	0291	102
505C	0291	102
505S	0291	102
50F8	0291	102
50NC	0291	102
540	0291	102
540	0310	102
540 DT 8035.02.302 2,6L	1059	108
540DT	0291	102
540DT	0310	102
55 F9 8340.04. 4,6L	1059	108
55F8	0291	102
55NC	0291	102
565C	0291	102
566DT	0291	102
570	0291	102
570DT	0291	102
580	0291	102
580DT	0291	102
60	1624	110
60 F10 OM-8340.04.250 4,6L	1059	108
60F8	0291	102
616N3	0310	102
616N3 4	0291	102
616N3,4	0310	102
625N3	0310	102
625N3P	0291	102
65	1624	110
65 F10 OM-8340.04.200 4,6L	1059	108
65NC10	0367	103
70	1624	110
70 F10 8340.04.250 4,6L	1059	108
70NC10	0367	103
75 F10 8340.04 4,6L	1059	108
75NC10	0367	103
79 F10 OM-8340.04.200, 250 4,6L	1059	108
80	1624	110
85	1624	110
850	0367	103
880	0367	103
880DT	0367	103
Allis	0561	104
Argenta 2.5	0291	102
BI20 25 30 C	0291	102
BIM20 25	0291	102
Caminhão 190	0133	100

Fiat	Nº ZEN	Pg.
Caminhão 190T	0133	100
Caminhão 210	0133	100
Caminhão 640	0648	105
Caminhão 1180	0648	105
Caminhão 1280	0648	105
Caminhão 130	0092	100
Caminhão 130NC	0087	114
Caminhão 1380	0648	105
Caminhão 150NC	0087	114
Caminhão 1580	0648	105
Caminhão 160	0092	100
Caminhão 180	0122	116
Caminhão 180	0133	100
Caminhão 1880	0648	105
Caminhão 190	0087	114
Caminhão 190	0122	116
Caminhão 190T	0122	116
Caminhão 210	0122	116
Caminhão 570	0648	105
Caminhão 580	0648	105
Caminhão 605	0648	105
Caminhão 666	0648	105
Caminhão 670	0648	105
Caminhão 680	0648	105
Caminhão 70	0092	100
Caminhão 765	0648	105
Caminhão 766	0648	105
Caminhão 780	0648	105
Caminhão 855	0648	105
Caminhão 880.15	0648	105
Caminhão 955	0648	105
Caminhão 980	0648	105
Caminhão FNM D11000	0121	116
Caminhão FNM D11000	0201	116
Caminhão FNM D9500	0036	114
Caminhão FNM D9500	0121	116
Caminhão FNM D9500	0201	116
Campagnola diesel	0291	102
DI12 15	0291	102
DT450	0291	102
Duna	1134	109
Duna 60 / 70	0060	99
Escavadeira FH400 8215 Hitachi 13.8L Diesel	0778	106
Fiorino	0060	99
Fiorino 1.7 Diesel	1134	109
Hitachi Excavator FH400 8215 13.8L Diesel	1204	109
Magirus Iveco 50NC	0366	103
Marengo D 2.5	0291	102
NC20-170	0087	114
NR	0087	114
NT20	0087	114
Ônibus 100	0092	100
Ônibus 130	0092	100
Ônibus 140	0315	102
Ônibus 70	0092	100
Ônibus 80	0315	102
Palio 1.7 Turbo Diesel	1134	109

Fiat	Nº ZEN	Pg.
R450	0291	102
Ritmo Super 85 1.5	0108	100
Romania	0561	104
Trator	0594	104
Turbo	0438	103
Uno	0060	99
Uno 1.7 Diesel	1134	109

Fiat Allis	Nº ZEN	Pg.
1300	0308	102
1300 DT	0308	102
350	0608	105
350 DT	0608	105
355	0608	105
450	0608	105
455 C	0608	105
480	0608	105
645 B 8361.05.500 8.1L	1059	108
673 MWM Diesel	0035	114
805C MWM	0035	114
850	0308	102
850 T	0308	102
AD4	0608	105
Caminhão 545B	0648	105
Caminhão 645B	0648	105
Carregadeira FL-14D 8205 Diesel Diesel	0778	106
Carregadeira FL-20 8215 Diesel Diesel	0778	106
Carregadeira FR-20 8215 Diesel Diesel	0778	106
Carregadeira FR-20B 8215 Diesel Diesel	0778	106
Com embreagem banhada a óleo Cummins 6BT5.9	0722	106
Crawlers 14C 8205 Diesel	1204	109
Crawlers 14CL 8205 Diesel	1204	109
Crawlers FD-14 8205 Diesel	1204	109
Crawlers FD-20 8215 Diesel	1204	109
Escavadeira Hidráulica FE105	0105	100
Escavadeira Hidráulica FE105	1364	109
Escavadora FH-400 8215 Diesel Diesel	0778	106
Escavadora FE-45 8215 Diesel Diesel	0778	106
Excavator FE-45 8215 Diesel	1204	109
Excavator FH-400 8215 Diesel	1204	109
FB 80	1073	108
FD 170 - cremalheira a banho de óleo	0722	106
FG70	1364	109
FG85	1364	109
FL4	0608	105
Grader PG140 e PG160 Ford 7.5L GMA	0721	106
Loader FL-14D 8205 Diesel	1204	109
Motoniveladora FG 170, FG 170.2, FG 200 e FG 200.2	1810	112
Motoniveladora - FG 170, FG 170.2, FG 200 e FG 200.2	1811	112
Motoniveladora - FG 170, FG 170.2, FG 200 e FG 200.2	13118	115
Motoniveladora FG70	0105	100
Motoniveladora FG85	0105	100
Pá Carregadeira FR128	0985	108
Pá Carregadeira FR128 - Substitui 10479654	1679	111
Pá Carregadeira FR128 - Substitui 10479654	1805	112
S11	0367	103
S9	0367	103

Fiat Allis	Nº ZEN	Pg.
SL11	0367	103
SL9	0367	103
SR9	0367	103
Trator - Agrícola FA-200 8215 Diesel	1204	109
Trator 14CL 8205 Diesel	0778	106
Trator 14C 8205 Diesel	0778	106
Trator de Esteira 7D	0985	108
Trator de Esteira 7D - Substitui 10479654	1679	111
Trator de Esteira 7D - Substitui 10479654	1805	112
Trator de Esteira FD170	1811	112
Trator de Esteira FD170	13118	115
Trator de Esteiras AD14 com motor Scania	0087	114
Trator de Esteiras AD14 com motor Scania	0122	116
Trator de Esteiras AD14 com motor Scania	0133	100
Trator de Esteiras ADB	0092	100
Trator FA-200 8215 Diesel Diesel	0778	106
Trator FD-14 8205 Diesel	0778	106
Trator FD-20 8215 Diesel	0778	106
Wheel Loader FR-20 8215 Diesel	1204	109
Wheel Loader FR-20B 8215 Diesel	1204	109
Wheel LoaderFL-20 8215 Diesel	1204	109

Fiat Iveco	Nº ZEN	Pg.
129.14	0398	103
130.14	0398	103
130.20	0087	114
150.20	0087	114
159.20	0087	114
170.20	0087	114
190.20	0087	114
Caminhão	0122	116
Caminhão	0133	100
Caminhão 110.13	0367	103
Caminhão 110.16	0367	103
Caminhão 120.13	0367	103
Caminhão 13.80	0367	103
Caminhão 130.13	0367	103
Caminhão 130.16	0367	103
Caminhão 16	0367	103
Caminhão 60.9	0367	103
Caminhão 80	0367	103
Caminhão 90.13	0367	103
Caminhões 1000	0315	102
Caminhões 120E	0315	102
Caminhões 150	0315	102
Caminhões 150T	0315	102
Caminhões 160E	0315	102
Caminhões 160T	0315	102
Caminhões 605C	0315	102
Caminhões 640	0315	102
Caminhões 680	0315	102
Caminhões 780	0315	102
Caminhões 805	0315	102
Daily	0310	102
Ducato 10 2.5D	0291	102
Ducato 13 2.5D	0291	102
Eurocargo	1157	109

Fiat Iveco	Nº ZEN	Pg.
Furgão Daily	0291	102
Ford	Nº ZEN	Pg.
2000	0322	102
3000	0322	102
3010S	1624	110
3830	1624	110
4000	0322	102
4010S	1624	110
4030	1624	110
4600	0024	99
4600	1359	109
5000	0322	102
5010S	1624	110
5600	0024	99
5600	1359	109
6600 4 cil	0024	99
6600 4 cil	1359	109
7000	0322	102
A, D Series	0398	103
Bedford	0134	101
Belina II com motor CHT 1.6	0108	100
Bronco 4.9 lts	1224	109
Bronco 5.0 lts	1224	109
Bronco 5.8 lts	1224	109
Caminhão	0041	99
Caminhão 1519 Ford 7.8 lts	1190	109
Caminhão 1521 Ford 7.8 lts	1190	109
Caminhão 1621 Ford 7.8 lts	1190	109
Caminhão 2318 Ford 7.8 lts	1190	109
Caminhão 2321 Ford 7.8 lts	1190	109
Caminhão 3021 Ford 7.8 lts	1190	109
Caminhão 3323 Ford 7.8 lts	1190	109
Caminhão Cargo 1317	0087	114
Caminhão Cargo 1320	0087	114
Caminhão Cargo 1517	0087	114
Caminhão Cargo 1520	0087	114
Caminhão Cargo 1617	0087	114
Caminhão Cargo 1620	0087	114
Caminhão Cargo 2220	0087	114
Caminhão Cargo 2420	0087	114
Caminhão Cargo 2817	0087	114
Caminhão Cargo 3020	0087	114
Caminhão Cargo 3220	0087	114
Caminhão Cargo CF 7000.	1190	109
Caminhões C1722e (4x2), C2422e(6x2), C2622e (6x4), C2428e (6x2), C2628e (6x4) Com Motor Cummins Eletrônico ISB (4 e 6 Cilindros)	1679	111
Caminhões C1722e (4x2), C2422e(6x2), C2622e (6x4), C2428e (6x2), C2628e (6x4) Com Motor Cummins Eletrônico ISB (4 e 6 Cilindros)	1805	112
Caminhões C815e (4x2), C1317e (4x2), C1517e (4x2), C1717e (4x2) Com Motor Cummins Eletrônico ISB (4 e 6 Cilindros)	1679	111
Caminhões C815e (4x2), C1317e (4x2), C1517e (4x2), C1717e (4x2) Com Motor Cummins Eletrônico ISB (4 e 6 Cilindros)	1805	112
Capri II 2.3, 2.8	0108	100
Cargo com motor Cummins	0497	104

Ford	Nº ZEN	Pg.
Cargo 7.8 lts	0625	105
Cargo 1113	0085	100
Cargo 1313	0085	100
Cargo 1416, 1722, 1716	12682	117
Cargo 1618	0748	106
Cargo 1622 1630, 2422, 2425, 2622, 2626, 2630, 2631, 3222, 4030 com motor Cummins 6CTAA 8,3 litros	13130	115
Cargo 1622, 1630, 2422, 2425, 2622, 2626, 2630, 2631, 3222, 4030 6CTAA 8,3 litr com motor Cummins	1809	112
Cargo C 1215	0105	100
Cargo C 1215	1364	109
Cargo C 1216	0105	100
Cargo C 1216	1364	109
Cargo C 1217	0105	100
Cargo C 1217	1364	109
Cargo C 1415	0105	100
Cargo C 1415	1364	109
Cargo C 1416	0105	100
Cargo C 1416	1364	109
Cargo C 1417	0105	100
Cargo C 1417	1364	109
Cargo C 1421	0105	100
Cargo C 1421	1364	109
Cargo C 1617	0105	100
Cargo C 1617	1364	109
Cargo C 1621	0105	100
Cargo C 1621	1364	109
Cargo C 814	0105	100
Cargo C 814	1364	109
Cargo C 815	0105	100
Cargo C 815	1364	109
Cargo Eletrônico - 1932, 2632, 2932, 4532 e 5032 com motor Cummins ISL 8.3L	1809	112
Cargo Eletrônico - 2632, 2932, 4532 e 5032(Substituído por 38MT 8200486)	1809	112
Cargo Eletrônico 2632, 2932, 4532 e 5032	13130	115
Cargo Série D, K	0480	103
Consul 2.3	0108	100
Corcel II 1.6	0108	100
D0707	0661	106
D0810	0661	106
D0910	0661	106
D1010	0661	106
D1111	0661	106
D1211	0661	106
D1314	0661	106
Del Rey 1.6	0108	100
Escort 1.3, 1.6 CHT	0108	100
Escort Hobby 1.6	0108	100
Especial/Special	0440	103
F Série Pick Up 5.0 lts	1224	109
F Série Pick Up 5.8 lts	1224	109
F100 Gasolina	0056	99
F100 MWM SÉRIE X - 10 E 229	1596	110
F100	12682	117
F1000 MWM	0085	100
F1000 4.9L 6 cil a gasolina	1224	109
F1000 MWM SÉRIE X - 10 E 229	1596	110

Ford	Nº ZEN	Pg.
F1000 Maxion HS 4 cil 2.5	1635	110
F1000	12682	117
F11000 Perkins 6 cil	0024	99
F11000 MWM	0085	100
F11000 Perkins 6 cil	1359	109
F12000 Perkins 6 cil Diesel	0024	99
F12000 MWM	0085	100
F12000 MWM	0748	106
F12000	1194	109
F12000 Perkins 6 cil	1359	109
F13000 Perkins 6 cil Diesel	0024	99
F13000 MWM	0085	100
F13000 Perkins 6 cil	1359	109
F14000 MWM	0085	100
F14000 MWM	0748	106
F14000	1194	109
F14000 MWM SÉRIE X - 10 E 229	1596	110
F14000 Com Motor MWM	12682	117
F150	1224	109
F150 MWM SÉRIE X - 10 E 229	1596	110
F19000 MWM	0085	100
F2000 Ford 4 cil	0024	99
F2000 MWM	0085	100
F2000 Ford 4 cil	1359	109
F21000 MWM	0085	100
F22000 MWM	0085	100
F250 Cummins ISBe4	1090	108
F250 MWM SÉRIE X - 10 E 229	1596	110
F350 Gasolina	0056	99
F350 Cummins B Aftercooler 3.9	1090	108
F3500 MWM SÉRIE X - 10 E 229	1596	110
F400 MWM	0085	100
F4000 Ford 4 cil	0024	99
F4000 MWM	0085	100
F4000	0105	100
F4000	0497	104
F4000 MWM	0748	106
F4000 Cummins B Aftercooler 3.9	1090	108
F4000 Ford 4 cil	1359	109
F4000	1364	109
F4000 MWM Série X - 10 E 229	1596	110
F600 Gasolina	0056	99
F700	1194	109
F7000 MWM	0085	100
F7000 MWM SÉRIE X - 10 E 229	1596	110
F800	0625	105
F9000	0624	105
Ford Truck Cummins	1194	109
FT 100	0108	100
FT 125	0108	100
FT 130	0108	100
FT 150	0108	100
FT 175	0108	100
FT 190	0108	100
FT 60	0108	100
FT 75	0108	100
FT 900	0108	100

Ford	Nº ZEN	Pg.
Galaxie	0056	99
Galaxy	0108	100
Granada 1.7, 2.0, 2.3, 2.6, 2.8	0108	100
Landau e LTD	0056	99
Laser	0144	101
LN9000	0624	105
MED. HD. TRK	0556	104
N0708	0661	106
N0710	0661	106
N0808	0661	106
N0810	0661	106
N0812	0661	106
N0814	0661	106
N0910	0661	106
N0914	0661	106
N1114	0661	106
N1414	0661	106
NA1814	0661	106
NA2214	0661	106
Pampa 1.6	0108	100
Pick Up	0056	99
Pick Up (USA) 4.9 / 5.8	1134	109
Pick Up 7.3 D Turbo	0887	107
Power Stroke	12675	117
Ranger 2.5 D	0818	106
Ranger	1224	109
Ranger Maxion HS 4 cil 2.5	1635	110
Ranger	12682	117
Retroescavadeira	0064	99
Royale com transmissão automática e EFI	0108	100
Scala 1.6 CHT	0108	100
Sierra 1.6, 2.0, 2.3	0108	100
Taunus 2.0, 2.3	0108	100
Tiger Tug (USA) - Cummins	1134	109
TN55	1624	110
TN55D	1624	110
TN55S	1624	110
TN65	1624	110
TN65 Turf	1624	110
TN65D	1624	110
TN65S	1624	110
TN65V	1624	110
TN70	1624	110
TN70D	1624	110
TN70S	1624	110
TN75	1624	110
TN75D	1624	110
TN75S	1624	110
TN75V	1624	110
Transit	0064	99
Transit Diesel	0398	103
Transit 100	0223	101
Transit 1250	0223	101
Transit 1500	0223	101
Transit 800	0223	101
Trator	0669	106
Trator 2000	0155	101

Ford	Nº ZEN	Pg.
Trator 3000	0155	101
Trator 8000 73	0155	101
Tratores	1837	112
Tratores	1957	113
Tratores	9426	114
Truck Diesel	0670	106
Van 7.3 D Turbo	0887	107
Verona LX 1.6	0108	100
Versailles 1.8, 2.0 e 2.0i	0108	100
Fordson	Nº ZEN	Pg.
Tratores	0096	100
Foton	Nº ZEN	Pg.
Pá Carregadeira FL 917	1711	111
Freightliner	Nº ZEN	Pg.
Caminhões M2 Com Motor MB906/904	1679	111
Caminhões M2 Com Motor MB906/904	1805	112
Cascadia com motor Cummins ISX	1811	112
Cascadia com motor Detroit S60	1811	112
Cascadia com motor MBE4000	1811	112
Cascadia com motor Cummins ISX	1810	112
Cascadia com motor Cummins ISX	13117	115
Cascadia com motor DD13, DD15, DD16	1810	112
Cascadia com motor Detroit S60	1810	112
Cascadia com motor Detroit S60	13117	115
Cascadia com motor MBE4000	1810	112
Century com motor CAT C15, Detroit S60	1811	112
Century com motor MBE4000	1811	112
Century com motor CAT C15, Detroit S60	1810	112
Century com motor CAT C15, Detroit S60	13117	115
Century com motor MBE4000	1810	112
Coronado com motor Cummins ISX	1811	112
Coronado com motor Cummins ISX	1810	112
Coronado com motor Cummins ISX	13117	115
Coronado com motor DD15, DD16, DD13	1810	112
M2 106 com motor Cummins ISB	1809	112
M2 106 com motor Cummins ISC	1811	112
M2 106 com motor Cummins ISC	1810	112
M2 106 com motor Cummins ISC	13118	115
M2 112 com motor DD13	1810	112
Motor Cat C10/C12/C15, C11/C13/C15 Acert Cummins ISX, ISM, N14 e DDC 60 Séries	1810	112
Motor Cat C10/C12/C15, C11/C13/C15 Acert, Cummins ISX, ISM, N14 e DDC 60 Séries	1811	112
Motor MBE 4000	1810	112
Motor MBE 4000	1811	112
Prestolite MS2-510, MS2-511, MS2-514	1811	112
Severe Duty com motor Cummins ISX	1811	112
Severe Duty com motor Cummins ISX	1810	112
Severe Duty com motor Cummins ISX	13117	115
Severe Duty com motor DD13	1810	112
Substitui Mitsubishi FL0379, MIB970379. Denso 428000-4451	1811	112
Substitui Mitsubishi MK0077, 009T70077, 8MJ4298AM e VV0977. Denso 428000-4420, 4	1811	112

General Motors/Chevrolet	Nº ZEN	Pg.
4006MT	0118	100
8000MT	0118	100
Blazer 4.3 V6	0958	107
Blazer Maxion HS 4 cil 2.5	1635	110
Blazer DLX	12682	117
Blazer V6 USA	0610	105
Caminhão com motor Perkins	0121	116
Caminhão com motor Perkins	0201	116
Caminhão Perkins 6 cil	1359	109
Caminhão 14190	0625	105
Caminhão D478	0093	100
Caminhões de linha pesada 6V	0626	105
Cavalier 4 cil	0783	106
Chevette 1.4 e 1.6	0108	100
Chevette Junior álcool e gasolina	0108	100
Chevy 500	0108	100
Chevy Lux	0351	102
D20	0024	99
D20	0978	108
D40	0118	100
D6000 com motor Maxion	0118	100
D6000	0978	108
Especial/Special com motor Perkins 6 cil	0024	99
Especial/Special	0624	105
GMC	0610	105
GMC 6100 Maxion 4 Cil.	0978	108
GMC Sonoma 2.2 lts	0612	105
Ipanema 1.8	0108	100
Kadett 1.8	0108	100
Lumina V6 3.1 lts e 4.0 lts	0783	106
Marajó 1.4 e 1.6	0108	100
Minivan 3.4 lts	0783	106
Monte Carlo V6 3.1 lts	0783	106
Monza	0108	100
Motor para Empilhadeira Hyster	0610	105
Motor para Empilhadeira Hyster XM50	0612	105
MPV V6 3.4 lts	0783	106
Pick Up Perkins 4 cil	0024	99
Pick Up Perkins 4 cil Diesel	1359	109
Pick Up D20 com motor Maxion	0118	100
Pick Up D20	12682	117
Pick Up S10 Importada 2.2 modelo LS /com motor 4cil	0612	105
Pick Up S10 com Motor Maxion HS	12682	117
Pick Up Silverado Sierra Importado DIE	1194	109
Pick Up Sonoma 2.2 lts. Importada	0612	105
S10 Importada	0351	102
S10 Maxion HS 4 cil 2.5	1635	110
Série D - d20 Plus Maxion S4T JF 12V	1690	111
Silverado Maxion S4 Diesel	0978	108
Silverado com Motor MWM	12682	117
Spectrum L4 1.5L 1471cc 92cid	0498	104
Spectrum L4 1.5L 1471cc 92cid w/Turbo	0498	104
Spectrum L4 1.5L 1471cc 92cid wo/Turbo	0498	104
Tracker	0595	105
Truck	0625	105



Geo	Nº ZEN	Pg.
Spectrum L4 1.5L 1471cc 92cid wo/Turbo	0498	104
Goldoni	Nº ZEN	Pg.
Transcar 23	1065	108
Gurgel	Nº ZEN	Pg.
Carajas com motor VW AP 1.8	0108	100
Harvester	Nº ZEN	Pg.
D 430	0224	101
D 432	0224	101
D 439	0224	101
Hatz	Nº ZEN	Pg.
E 80 FG - E 80 G - E 85 FG - E 89	0638	105
Hitachi	Nº ZEN	Pg.
Escavadeira EX100M-2 Isuzu 4BD1	0850	106
Escavadeira EX100-2 Isuzu 4BD1	0850	106
Honda	Nº ZEN	Pg.
Accord	0818	106
Ballade 1500	0353	102
Civic	0818	106
Civic 1.3 - 1.4 - 1.5 - 1.6	9186	114
Civic 1300 16V	0353	102
Civic 1300, 1343cc D13B1	0353	102
Civic 1300 12V, 1335cc EW2/3	0353	102
Civic 1400	0353	102
Civic 1500 D15B2	0353	102
Civic 1500 D15Z	0353	102
Civic L4 1.3L 1342cc 82cid	0353	102
Civic L4 1.5L 1487cc	0353	102
Civic L4 1.5L 1491cc 91cid	0353	102
Civic L4 1.5L 1493cc	0353	102
Civic L4 1.6L 1590cc 97cid	0353	102
Concerto 1.3 - 1.4 - 1.5 (16v)	9186	114
CRX L4 1.5L 1493cc	0353	102
Shuttle 1.5 - 1.6	9186	114
Wagovan L4 1.5L 1487cc	0353	102
Hurlimann	Nº ZEN	Pg.
Tratores 345 - 355 - 360 - 470 - 480 - 490 - 5110 6130 - 6160 - 358 - 476 - 488T - 496 - 6135 - 6136 - 6160 - 6190	1951	113
Hyster	Nº ZEN	Pg.
Empilhadeira com motor Perkins 4203	0186	101
Empilhadeira com motor Perkins 4236	0186	101
Empilhadeira com motor Perkins GM2500 4C	0186	101
Empilhadeira com motor Perkins GM4100 6 cil	0186	101
Empilhadeira com motor 60XM	0450	103
Empilhadeira com motor H45	0450	103
Empilhadeira	0595	105
Empilhadeira	1195	109
Empilhadeira	1196	109
Empilhadeira Cummins	1205	109
Empilhadeira	1846	113
Empilhadeira H55XM GM 2.2	0783	106
Empilhadeira H80XM	0958	107
Empilhadeira Hyster	0610	105

Hyster	Nº ZEN	Pg.
Empilhadeira Hyster XM50	0612	105
Guindaste KF	0056	99
H-150-275H Perkins 6-354	0649	105
H350A Perkins 6-354	0649	105
Hyundai	Nº ZEN	Pg.
Accent GLS	0450	103
Elantra	0595	105
Excel	0450	103
i30	0595	105
Pony	0134	101
Pony	0450	103
Pony	0595	105
Santa Fé	0595	105
Sonata 2.4 e 3.0	0450	103
Sonata 2.4, 3.0	0595	105
Stellar	0450	103
Stellar	0595	105
Tucson	0595	105
International	Nº ZEN	Pg.
Caminhões Paystar com motor Cummins	13117	115
Caminhões Prostar com motor Cummins	13117	115
Caminhões Transtar com motor Cummins	13117	115
Jacto Perkins 1006/ T	1622	110
Matra Maxion HS 4 cil 2.5	1635	110
Maxion S4	1622	110
Navistar DT 444E V8 7.3	1595	110
Perkins 1006/ T	1622	110
Retroescavadeira Maxion S 4	1622	110
Retroescavadeira Maxion HS 4 cil 2.5	1635	110
Ishikawajima	Nº ZEN	Pg.
Especial/Special	9426	114
Isuzu	Nº ZEN	Pg.
Amigo L4 2.3L 2254CC	1957	113
Amigo L4 2.6L 2559CC	1957	113
Datsun	0351	102
Especial/Special	0448	103
I-Mark L4 1.5L 1471cc	0498	104
I-Mark L4 1.5L 1471cc w/Turbo	0498	104
I-Mark L4 1.5L 1471cc wo/Turbo	0498	104
Impulse L4 2.0L 1994CC	1957	113
Impulse L4 2.3L 2254CC	1957	113
KB10 Thermo King estacionário diesel	0376	103
KBD 20 Diesel	0376	103
KBD 25 2.0 Diesel	0376	103
KBD 30 diesel	0376	103
Motores Modelo 4ZE1	1957	113
Pickup L4 2.3L 2254CC	1957	113
Pickup L4 2.6L 2559CC	1957	113
Trooper L4 2.3L 2254CC	1957	113
Trooper L4 2.6L 2559CC	1957	113
Jacobsen	Nº ZEN	Pg.
T422D Kubota D950 Diesel	0353	102

Jaguar	Nº ZEN	Pg.
HJ 12 6.0	0818	106
XJS 5.3 V12	0818	106
XJS 6.0	0818	106
JCB	Nº ZEN	Pg.
420 / 430	1616	110
4CX Turbocharged/Intercooled	1616	110
807C	1616	110
811	1616	110
812	1616	110
814	1616	110
817	1616	110
818	1616	110
820	1616	110
Escavadeira	0947	107
Escavadeira	1722	111
Fastrac (635) 125	1616	110
Fastrac (635) 145	1616	110
Fastrac 8280 Sisu 6 Cil Tier 4 279 HP 8.4	1698	111
Fastrac 8310 Sisu 6 Cil Tier 4 306 HP 8.4	1698	111
JCB Fastrac (636) 125	1616	110
JCB Fastrac (636) 135	1616	110
JCB Fastrac (636) 155	1616	110
JCB Fastrac (636) 187	1616	110
Jeep	Nº ZEN	Pg.
Cherokee	0783	106
Eagle 1.6, 1.8, 2.0 T	0595	105
Renegade	0376	103
Jinma	Nº ZEN	Pg.
Trator 25HP	1733	112
Trator 45HP	1733	112
John Deere	Nº ZEN	Pg.
1020	0497	104
1020U	0304	102
1030	0497	104
1040	0497	104
1065	0497	104
1075	0497	104
1085	0497	104
1120	0497	104
1130	0497	104
1140	0497	104
1420 3 e 4 cil	1647	111
1530	0497	104
1550/608 1H 6 Cil	1595	110
1630	0497	104
1640	0497	104
1830	0497	104
1840	0497	104
2030OU	0304	102
2040	0497	104
2140	0497	104
2140 6359 / 4239D	1647	111
2150	0497	104
2240	0497	104

John Deere	Nº ZEN	Pg.
2330 3 e 4 cil	1647	111
2350	0497	104
2420 3 e 4 cil	1647	111
2530 3 e 4 cil	1647	111
2550	0497	104
2730 3 e 4 cil	1647	111
2750	0497	104
2850 6359 / 4239D	1647	111
2940	0497	104
2950	0497	104
3140 6359 / 4239D	1647	111
316 Motor B43E	0943	107
318 Motor B43E	0943	107
3350 6359 / 4239D	1647	111
3420	1647	111
3530	1647	111
3540 6359 / 4239D	1647	111
3550 6359 / 4239D	1647	111
4039DFM 4cil, 239ci, 3.9L	9459	114
4045DFM50 4cil, 276ci, 4.5L	9459	114
4045DFM70 4 cil, 276ci, 4.5L	9459	114
4045TFM 4cil, 276ci, 4.5L	9459	114
4045TFM50 4cil, 276ci, 4.5L	9459	114
4045TFM75 4cil, 276ci, 4.5L	9459	114
420 2 Cil. 0.78L 771cc 47cid - B48G	0943	107
4420	1647	111
4530 6 cil	1647	111
503 4239 John Deere	9459	114
5045D 3.029 PowerTech, 3cyl. 179 CI Turbo Dsl	1937	113
5200	1709	111
5300	1709	111
5303	1709	111
5310	1709	111
5320N 3029T 3 cil 2.9	1647	111
5400	1709	111
5410 4.5 4 CIL	1647	111
5410	1709	111
5500	1709	111
5510	1709	111
5520N 4045T 4 cil 4.5	1647	111
5600	1090	108
5600 4039 D 3.9	1647	111
5649	1647	111
5700 4039T 4 cil 3.9	1647	111
570B 6059D John Deere Dsl	0813	106
6059 Diesel	0813	106
6068 Diesel	0813	106
627	1647	111
6300 4039T 4 cil 3.9	1647	111
6329D Diesel	0813	106
6414D / T Diesel	0813	106
655 Utility Tractor Various Dsl	0813	106
655B 6068T John Deere Dsl	0813	106
6600 6059T 6 cil 5.9	1647	111
670B 6068H John Deere Dsl	0813	106
672A Various Dsl	0813	106
672B 6068T John Deere Dsl	0813	106

John Deere	Nº ZEN	Pg.
690CR Diesel	0813	106
690D 6414T John Deere Dsl	0813	106
693C 6414T John Deere Dsl	0813	106
693D 6068 Diesel	0813	106
727 6 cil	1647	111
750 Various Dsl	0813	106
750B 6068 Diesel	0813	106
755 6068T John Deere Dsl	0813	106
755 Utility Tractor Various Dsl	0813	106
755A Various Dsl	0813	106
755B Various Dsl	0813	106
770B Various Dsl	0813	106
772B Various Dsl	0813	106
7820/608 1H 6 Cil	1595	110
790 Utility Tractor 6466A John Deere Dsl	0813	106
792 6466A John Deere Dsl	0813	106
793D 6466A John Deere Dsl	0813	106
820	0497	104
830	0497	104
840	0497	104
850B 619 Diesel	0813	106
850B 6466A John Deere Dsl	0813	106
920	0497	104
968	0497	104
969	0497	104
970	0497	104
975	0497	104
9930 359 Diesel	9459	114
AM132702	1880	113
Bulldozer 570	1647	111
Bulldozer 570A	1647	111
Carregadeira 824J, 824K JD 13.5L 29HP Diesel	1948	113
Carregadeira 844K JD 13.5L 330HP Diesel	1948	113
Carregadeiras	0427	103
Cefeiro Front F911 Kawasaki 22HP	0950	107
Colheitadeira	1837	112
Colheitadeira 1165	1637	110
Colheitadeira 1175	1637	110
Colheitadeira 1450	1637	110
Colheitadeira 6610 6076 7.6L Diesel	1952	113
Colheitadeira 6810 Cummins NTA-855 14.0L Turbo Diesel	1952	113
Colheitadeira 6910 6068HT 6.8L Turbo Diesel	1952	113
Colheitadeira 6910 Cummins NTA-855 14.0L Turbo Diesel	1952	113
Colheitadeira de Algodão	1754	112
Escavadeira 450C LC	1948	113
Especial/Special	0624	105
Especial/Special	0948	107
JD300	0304	102
JD300	0497	104
JD310	0304	102
JD310	0497	104
JD310	0635	105
JD350	0304	102
JD350	0497	104
JD350	0635	105
JD400	0304	102
JD400	0635	105

John Deere	Nº ZEN	Pg.
JD410	0635	105
JD450	0304	102
JD450	0635	105
JD670 Diesel	0813	106
JD670 6466A John Deere Dsl	0813	106
JD762A 619 John Deere Dsl	0813	106
JD762A 6466A John Deere Dsl	0813	106
JD762B	0813	106
John Deere 42 MT	0110	100
John Deere 42 MT	0117	100
John Deere	1194	109
John Deere 42 MT	9074	114
John Deere Excavator	9260	114
Kawasaki motores pequenos FD620Dv - Vários Modelos	0950	107
Lawn 400 Lawn Tractor Kohler 19.9HP	1656	111
Máquinas Agrícolas	1885	113
MD1020	0304	102
MD1040	0635	105
MD1065	0635	105
MD1075	0635	105
MD1085	0635	105
MD1120	0304	102
MD1140	0635	105
MD1530	0304	102
MD1630	0304	102
MD1640	0635	105
MD1830	0304	102
MD1840	0635	105
MD2030	0304	102
MD20401	0635	105
MD2130	0304	102
MD2140	0635	105
MD290	0304	102
MD3040	0635	105
MD3130	0304	102
MD3140	0635	105
MD330	0304	102
MD330	0497	104
MD630	0118	100
MD820	0304	102
MD820VU	0304	102
MD830	0304	102
MD840	0635	105
MD925	0304	102
MD930	0304	102
MD932	0635	105
MD935	0304	102
MD940	0304	102
MD940	0635	105
MD941	0635	105
MD942	0304	102
MD945	0304	102
MD950	0304	102
MD952	0304	102
MD952	0635	105
MD955	0304	102
MD955	0635	105

John Deere	Nº ZEN	Pg.
MD958	0635	105
MD960	0304	102
MD965	0304	102
MD965	0635	105
MD968	0304	102
MD969	0304	102
MD970	0304	102
MD975	0304	102
MIA11257	1880	113
MIA11473	1880	113
MND730	0118	100
Motores Marine	1948	113
RE526375	1878	113
RE527400	1878	113
Tractor	0112	100
Trator	0434	103
Trator	1754	112
Trator 4045 4 cil 4.5 Gradall	1595	110
Trator 6300	0492	104
Trator 6505 6068D 6.8L Diesel	1952	113
Trator 6510 4045T 4.5L Turbo Diesel	1952	113
Trator 6510L 4045T 4.5L Turbo Diesel	1952	113
Trator 6510S 4045T 4.5L Turbo Diesel	1952	113
Trator 6520 4045T 4.5L Turbo Diesel	1952	113
Trator 6520 Premium 6068 6.8L Diesel	1952	113
Trator 6520L 4045T 4.5L Turbo Diesel	1952	113
Trator 6520L 6068HT 6.8L Turbo Diesel	1952	113
Trator 6520SE 4045T 4.5L Turbo Diesel	1952	113
Trator 6520SE 6068HT 6.8L Turbo Diesel	1952	113
Trator 6600	0102	100
Trator 6600	1837	112
Trator 6605 6 cil	1637	110
Trator 6605	1837	112
Trator 6610 6076 7.6L Diesel	1952	113
Trator 6610SE 6068T 6.8L Turbo Diesel	1952	113
Trator 6620 6068T 6.8L Turbo Diesel	1952	113
Trator 6715 6068T 6.8L Turbo Diesel	1952	113
Trator 6820 6068H 6.8L Turbo Diesel	1952	113
Trator 6910 6068HT 6.8L Turbo Diesel	1952	113
Trator 6910 Cummins NTA-855 14.0L Turbo Diesel	1952	113
Trator 6910S 6068T 6.8L Turbo Diesel	1952	113
Trator 6920S 6068 6.8L Diesel	1952	113
Trator 7000 com motor MWM TD 229.6	0496	104
Trator 7200 com motor MWM TD 229.6	0496	104
Trator 7220 6068H 6.8L Turbo Diesel	1952	113
Trator 7320 6068H 6.8L Turbo Diesel	1952	113
Trator 7420 6.8LL	1952	113
Trator 7500	0102	100
Trator 7500	1637	110
Trator 7505 6 cil	1637	110
Trator 7505	1837	112
Trator 7520 6531T 8.7L Turbo Diesel	1952	113
Trator 8870 6068T 6.8L Turbo Diesel	1952	113
Trator Série 7000 com motor MMB	0105	100
Trator Série 7200 turbo com motor MMB	0105	100
Trator Série 7700 com motor MMB	0105	100
Trator Série 7700 turbo com motor MMB	0105	100

John Deere	Nº ZEN	Pg.
Trator Triunfo	0039	99
Tratores com motor Perkins 3 cil	0102	100
Tratores	0427	103
Tratores	1928	113
Tratores	12682	117
Tratores Cub Cadet Compact 3205 Kawasaki 20HP Gas	0950	107
Tratores de Grama 445 Kawasaki 22HP Gas	0950	107
Turf Vehicle Kawasaki 18HP	0950	107
Utility Vehicle (UTV) 1800 Golf Kawasaki 18HP	0950	107
Utility Vehicle (UTV) Gator HPX Kawasaki 20HP	0950	107
VU. 1630	0304	102
White Wing 4276 John Deere Diesel	9459	114
Johnson Evinrude	Nº ZEN	Pg.
50 / 70HP	1656	111
Jungheinrich	Nº ZEN	Pg.
DFG 30	9791	114
Kassbohrer	Nº ZEN	Pg.
S100	0316	102
S80	0316	102
Kawasaki	Nº ZEN	Pg.
211637021	1880	113
33	0223	101
34	0223	101
D10006	0392	103
D130006	0392	103
D4006	0392	103
D5006	0392	103
D6006	0392	103
D6206	0392	103
D6806	0392	103
D7006	0392	103
D7206	0392	103
D8006	0392	103
DX100	0392	103
DX85	0392	103
DX90	0392	103
F1300D	0418	103
F1300DT	0118	100
F1400D	0418	103
F1400DT	0118	100
F1500D	0418	103
F1500DT	0118	100
F1600D	0418	103
F1600DT	0118	100
F1800D	0418	103
F1800DT	0118	100
F1902DT	0118	100
F2105D	0118	100
F2105DF	0418	103
Intrac	0392	103
Kenworth	Nº ZEN	Pg.
C500	0556	104
MED. HD. TRK	0556	104

Kenworth	Nº ZEN	Pg.
Motor Cat C10/C12, Cummins ISM, CatC9/C11/C13/C15 Acert e Cummins ISX	1811	112
Prestolite MS2-500, MS2-501, MS2-502, MS2-503, MS2-504, MS2-507, MS2-510, MS2-51	1811	112
Substitui/Reemplaza Mitsubishi KW0779, M970979, M009T70979, PC0779, PC0979, PC13	1811	112
Substitui/Reemplaza Mitsubishi PC1479, PC1579, PC1779, PC1879, PB0979. Denso 428	1811	112
W900	0556	104
KHD	Nº ZEN	Pg.
411D	0318	102
411W	0318	102
BF4L 1011	0929	107
D10006	0367	103
D130006	0367	103
D25	0223	101
D2505	0223	101
D2506	0318	102
D2506	0366	103
D30	0223	101
D30 S	0223	101
D3005	0223	101
D3006	0318	102
D3006	0366	103
D4005	0226	101
D4006	0367	103
D4505	0226	101
D4506	0367	103
D5005	0226	101
D5006	0367	103
D5505	0226	101
D6006	0367	103
D6206	0367	103
D6806	0367	103
D7006	0367	103
D7206	0367	103
D7506	0367	103
D8005	0036	114
D8006	0367	103
DL1300	0087	114
DX100	0367	103
DX50V	0366	103
DX85	0367	103
DX90	0367	103
Engines F1L210 (.7L - 673cc)	0638	105
F1L410	0225	101
F1L410	0318	102
F2L 1011	0929	107
F2L410	0225	101
F2L411	0225	101
F2L712	0223	101
F2L812	0223	101
F2L912	0312	102
F3L 1011	0929	107
F3L812	0226	101
F3L911	0366	103
F3L912	0225	101

KHD	Nº ZEN	Pg.
F3L912	0312	102
F3L912	0366	103
F4L 1011	0929	107
F4L812	0226	101
F6L413	0087	114
F8L413	0087	114
FHL912	0225	101
Intrac	0367	103
L	0087	114
M150E10	0087	114
M150L10	0087	114
M170D	0087	114
M200L	0087	114
M232D	0087	114
M90D7FL	0036	114
M90D7L	0036	114
Motor Náutico BFM1012	1751	112
Motores BF6L913, BF6L913C 6 Cil	1751	112
Motores F3L912, F3L913 3 Cil	1751	112
Motores F4L912, F4L913 4 Cil	1751	112
Motores F6L912, F6L913 6 Cil	1751	112
R	0087	114
S	0087	114
SH	0087	114
TL	0087	114
TR	0087	114
Kia	Nº ZEN	Pg.
Picanto FLEX	0450	103
Pride	0584	104
Sephia GTX 1.5 16V	0450	103
Sephia SLX 1.6 8V	0450	103
Sportage com motor OHC 16V a gasolina	0450	103
Kohler	Nº ZEN	Pg.
2509808	1880	113
2509808S	1880	113
2509809	1880	113
2509809S	1880	113
2509811	1880	113
2509811S	1880	113
Small Engine Air Cooled K482 0000	1656	111
Small Engine Air Cooled K532 0000	1656	111
Small Engine Air Cooled K582 0000	1656	111
Komatsu	Nº ZEN	Pg.
364	1364	109
Escavadeira PC200 Cummins 4B3.9	0722	106
Escavadeira PC200 Cummins 4BT3.9	0722	106
Escavadeira PC200 Cummins 6B5.9	0722	106
Escavadeira PC200 Cummins 6BT5.9	0722	106
Escavadeira PC200 Cummins 6BTAA Mack	0722	106
Esteira D60F com motor Cummins N855C	0089	114
Esteira D65E com motor Cummins N855C	0089	114
Esteira D73E com motor Cummins N855C	0089	114
Esteiras D60E com motor Cummins N855C	0089	114
Motoniveladora GD523 com motor Cummins série C	0622	105
Motoniveladora GD623 com motor Cummins série C	0622	105



Komatsu	Nº ZEN	Pg.
P160	0118	100
P170	0118	100
P170T	0118	100
P190	0118	100
P200	0118	100
P260	0118	100
P270	0118	100
Pá Carregadeira com motor Cummins série C	0622	105
Retroescavadeira PC150 mod. 5, (Hidráulica)	0118	100
Retroescavadeira PC150 modelo 3 com motor Cummins 6BT 5.9	0497	104
Trator de Esteiras D30E MBB OM 352, 352A	0105	100
Trator de Esteiras D50A MBB OM 352, 352A	0105	100
Trator de Esteiras D50P MBB OM 352, 352A	0105	100
Trator de Esteiras D60A com motor Cummins N855	0088	114
Trator de Esteiras D60A com motor Cummins N855	0122	116
Trator de Esteiras D60A com motor Cummins N855	0133	100
Trator de Esteiras D60E com motor Cummins N855	0088	114
Trator de Esteiras D60E com motor Cummins N855	0122	116
Trator de Esteiras D60E com motor Cummins N855	0133	100
Trator de Esteiras D60F com motor Cummins N855	0088	114
Trator de Esteiras D60F com motor Cummins N855	0122	116
Trator de Esteiras D60F com motor Cummins N855	0133	100
Trator de Esteiras D65 com motor Cummins N855	0088	114
Trator de Esteiras D65A com motor Cummins N855	0088	114
Trator de Esteiras D65A com motor Cummins N855	0122	116
Trator de Esteiras D65A com motor Cummins N855	0133	100
Trator de Esteiras D65E com motor Cummins N855	0122	116
Trator de Esteiras D65E com motor Cummins N855	0133	100
Trator WA 180 Cummins 6BT 5.9	0089	114
Varios fork lift	0376	103

Kramer	Nº ZEN	Pg.
Carregadeira 8085	1898	113
Carregadeira 8085T	1898	113
Carregadeira 8095	1898	113
Carregadeira 8095T	1898	113
Carregadeira 8105	1898	113

Kubota	Nº ZEN	Pg.
E719463010	1880	113
E719463012	1880	113
Hauler KC5 ZH600B Dsl. Engine	0353	102
Micro trator Tobatta M140N	0348	102
Mower Front F2100E D950 FM 21HP Dsl	0353	102
Mower Front F2000 D950 FM 20HP Dsl	0353	102
Mower Front F2100 D950 FM 21HP Dsl	0353	102
Tractor Compact B1550D D850 5B 17HP Dsl	0353	102
Tractor Compact B1550DT D850 5B 17HP Dsl	0353	102
Tractor Compact B1550DTEX D850 5B 17HP Dsl	0353	102
Tractor Compact B1550E D850 5B 17HP Dsl	0353	102
Tractor Compact B1550HSD D850 5B 17HP Dsl	0353	102
Tractor Compact B1550HSDT D850 5B 17HP Dsl	0353	102
Tractor Compact B1550HSE D850 5B 17HP Dsl	0353	102
Tractor Compact B1750DT D950 5B 20HP Dsl	0353	102
Tractor Compact B1750E D950 5B 20HP Dsl	0353	102
Tractor Compact B1750HSD D950 5B 20HP Dsl	0353	102
Tractor Compact B1750HSDT Kubota D950 5B 20HP Dsl	0353	102

Kubota	Nº ZEN	Pg.
Tractor Compact B1750HSE D950 5B 20HP Dsl	0353	102
Tractor Compact B20 D950AT 20HP Dsl	0353	102
Tractor Compact B20TL D950AT 20HP Dsl	0353	102
Tractor Compact B6000DT ZL600 14.5HP Dsl	0353	102
Tractor Compact B6000DTC ZL600 14.5HP Dsl	0353	102
Tractor Compact B6000E ZL600 14.5HP Dsl	0353	102
Tractor Compact B6100D D650 B 14HP Dsl	0353	102
Tractor Compact B6100DT D650 B 14HP Dsl	0353	102
Tractor Compact B6100E D650 B 14HP Dsl	0353	102
Tractor Compact B6100HSD D650 B 14HP Dsl	0353	102
Tractor Compact B6100HSE D650 B 14HP Dsl	0353	102
Tractor Compact B6100HST D650 B 14HP Dsl	0353	102
Tractor Compact B6100HSTE D650 B 14HP Dsl	0353	102
Tractor Compact B6100T D650 B 14HP Dsl	0353	102
Tractor Garden 2L600 2L600	0353	102
Tractor Garden G6200H D640 16HP Dsl	0353	102
Trator	0339	102
Trator	0343	102
Trator	0584	104
Trator L2250	1957	113
Trator L275	1957	113
Trator L2550	1957	113
Trator L285	1957	113
Trator L295	1957	113
Trator L3100	1957	113
Trator L3450	1957	113
Trator L3650	1957	113
Tratores	9186	114
Tratores	9403	114

Lamborghini	Nº ZEN	Pg.
1356	0367	103
1566	0367	103
221	0318	102
226	0028	99
230	0028	99
230	0318	102
321	0318	102
340	0028	99
340	0318	102
350	0318	102
431	0318	102
452	0028	99
452	0318	102
503DT	0225	101
523	0318	102
603DT	0225	101
624	0318	102
653	0367	103
654	0367	103
684	0367	103
754	0367	103
784DT	0447	103
7R	0226	101
7R DT	0226	101
854	0367	103
90-2	0028	99

Lamborghini	Nº ZEN	Pg.
90-4	0028	99
904DT	0392	103
955	0367	103
C352	0447	103
C362	0447	103
C453	0447	103
C503	0447	103
C533	0447	103
C603	0378	103
C603	0392	103
C653	0447	103
DT235	0447	103
DT503-603	0366	103
DT653	0447	103
DT704	0378	103
DT704	0392	103
DT804	0367	103
DT904	0367	103
Espada	0318	102
Especial/Special	1073	108
Especial/Special	1076	108
Islero 400GTS	0318	102
L503	0447	103
L603	0378	103
L603	0392	103
LDA 78/4	0028	99
LL503	0447	103
Miura P400	0318	102
R1056DT	0367	103
R1056DT	0392	103
R1156	0367	103
R1256DT	0367	103
R235	0447	103
R240DT	0312	102
R350DT	0312	102
R355 DT	0226	101
R483	0447	103
R503	0225	101
R503-603	0366	103
R603	0225	101
R653	0447	103
R704	0378	103
R704	0392	103
R804	0367	103
R804	0392	103
R904	0367	103
S235	0447	103
S503	0447	103
S503-603	0366	103
Tratores 115 - 135 - 1356 - 1556 - 165 - 190 - 345 - 573 - 574 - 654 - 674 - 684 - 754 - 774 - 775 - 874 - R613DT - R653F - R714F	1951	113
Tratores R3 85, 100 Evo Deutz 2012 EURO II	1751	112
Lancer	Nº ZEN	Pg.
300 Series	0398	103
PD III A	0398	103

Lancia	Nº ZEN	Pg.
Beta Z50	0035	114
Delta 1.5	0108	100
Esadelta	0036	114
Esadelta B	0035	114
Esagamma	0035	114
Esaro 3RO	0036	114
Esatu	0035	114
Esatu	0036	114
Gamma 2.0, 2.5	0108	100
Prisma 1.5	0108	100
Land Rover	Nº ZEN	Pg.
Defender Gemini III 4 cil 2.5	1635	110
Discovery Gemini III 4 cil 2.5	1635	110
Freelander 2.0 TD4	0818	106
Landini	Nº ZEN	Pg.
10000S A6.354.4	1616	110
12500 A6.354.4	1616	110
13000 A6.354.4	1616	110
14500 AT6.354.4	1616	110
65 A4.236	1616	110
6560 F/L/V A4.236	1616	110
6860 A4.236	1616	110
6880 A4.236	1616	110
75 A4.236	1616	110
7560 F/L A4.236	1616	110
7860 A4.236	1616	110
7880 A4.236	1616	110
85 A4.248	1616	110
8560 F/L A4.248	1616	110
8860 A4.248	1616	110
8880 A4.248	1616	110
9080 T4.236	1616	110
95 T4.236	1616	110
9880 T4.236	1616	110
Atlantis 100	1700	111
Atlas 70 - 80 - 85 - 90 - 100	1700	111
Atlas 75 Perkins 1004 4	1600	110
C 75 A4.236	1616	110
C 85 A4.248	1616	110
C 95 T4.236	1616	110
CF 6830 A4.236	1616	110
CF 75 A4.236	1616	110
CF 85 A4.248	1616	110
Frutteto	1700	111
Ghibli 80 - 85 - 90 - 95 - 100 - 105	1700	111
Globalfarms 95 - 105	1700	111
Globus 65 - 75 - 80	1700	111
Mythos 90 - 100	1700	111
Powerfarm 75 - 80 - 85 - 90 - 95 - 100 - 105	1700	111
Rex 70 - 75 - 80 - 85 - 90 - 95 - 100 - 105	1700	111
Vigneto	1700	111
Vision 85 - 95 - 100 - 105	1700	111
Lexus	Nº ZEN	Pg.
LS 400	0818	106

Liebherr	Nº ZEN	Pg.
Escavadora A309 Litronic TCD2012 L04 2V 4Cil 65kW	1751	112
Escavadora A311 Litronic TCD2011 L04W 4Cil 68kW	1751	112
Escavadora R313 Litronic TCD2012 L04 2V 4Cil 75kW	1751	112
Escavadora R317 TCD2013 L04V III-A 90kW	1751	112
Lincoln	Nº ZEN	Pg.
Various Perkins	0649	105
Linde	Nº ZEN	Pg.
Empilhadeira	1655	111
Lister Petter Tractor	Nº ZEN	Pg.
PH Séries 1/ 2 / 3 Cil Diesel	0507	104
SR4 Séries 4 Cil Diesel	0507	104
ST1 Séries 1/ 2 / 3 Cil Diesel	0507	104
ST2 Séries 1/ 2 / 3 Cil Diesel	0507	104
ST3 Séries 1/ 2 / 3 Cil Diesel	0507	104
TX2 / TX3	0649	105
Liugong	Nº ZEN	Pg.
Carregadeira 835 Maxxor XCMG ZL30H SLDG 938	1881	113
Lombardini	Nº ZEN	Pg.
10 LD 400.2	1065	108
Especial/Special	1076	108
Lucas Indiel	Nº ZEN	Pg.
Motores Indiel M100R	1719	111
Macdon	Nº ZEN	Pg.
Macdon 7000 Perkins Diesel	0649	105
Mack	Nº ZEN	Pg.
Caminhões Granite com motor Mack MP10	1811	112
Caminhões Granite com motor Mack MP7	1811	112
Caminhões Granite com motor Mack MP8	1811	112
Caminhões Granite com motor Mack E7	13117	115
Caminhões Granite com motor Mack MP8	1810	112
Caminhões Granite com motor Mack MP8	1810	112
Caminhões Granite com motor Mack MP8	13118	115
Caminhões Mack com motor E-7	1811	112
Caminhões Mack com motor Mack MP7	1811	112
Caminhões Mack com motor Mack MP8	1811	112
Caminhões Mack com motor E-7	13117	115
Caminhões Mack com motor Mack MP8	13118	115
Caminhões Pinnacle com motor Mack E7	1811	112
Caminhões Pinnacle com motor Mack MP10	1811	112
Caminhões Pinnacle com motor Mack MP7	1811	112
Caminhões Pinnacle com motor Mack MP8	1811	112
Caminhões Pinnacle com motor Mack E7	13117	115
Caminhões Pinnacle com motor Mack MP8	1810	112
Caminhões Pinnacle com motor Mack MP8	13118	115
Caminhões TerraPro com motor Mack E7	1811	112
Caminhões TerraPro com motor Mack MP10	1811	112
Caminhões TerraPro com motor Mack MP7	1811	112
Caminhões TerraPro com motor Mack MP8	1811	112
Caminhões TerraPro com motor Mack E7	13117	115
Caminhões TerraPro com motor Mack MP8	1810	112
Caminhões TerraPro com motor Mack MP8	13118	115
CS Séries (Midliner) Mack Engines	0649	105

Mack	Nº ZEN	Pg.
CS Séries (Midliner) Renault 5.8L	0649	105
CS Séries (Midliner) Renault 6.2L	0649	105
CS Séries (Midliner) Renault 8.8L	0649	105
MS Séries (Midliner) Mack E3	0649	105
MS Séries (Midliner) Mack E5 / EC5	0649	105
MS Séries (Midliner) Renault 5.8L	0649	105
MS Séries (Midliner) Renault 6.2L	0649	105
Substitui Mitsubishi MK0077, M009T0077, 8MJ4298AM. Denso 428000-4430, 428000-444	1811	112
Substitui Mitsubishi MK1075, MK1078	1811	112
Substitui Mitsubishi MK2078	1811	112
Maferasa	Nº ZEN	Pg.
Trator M série M 210 Cummins 6CTA 8.3	0089	114
Trator M série M 210 com motor Cummins 6CTA 8.3	0122	116
Trator M série M 210 com motor Cummins 6CTA 8.3	0133	100
Trator M série M 240 Cummins 6CTA 8.3	0088	114
Trator M série M 240 com motor Cummins 6CTA 8.3	0122	116
Trator M série M 240 com motor Cummins 6CTA 8.3	0133	100
Magirus Deutz	Nº ZEN	Pg.
Trator	0929	107
Mahindra	Nº ZEN	Pg.
Especial/Special	1616	110
Massey Ferguson	Nº ZEN	Pg.
210-4	0376	103
265	0978	108
44	0078	114
450B	0308	102
450C	0308	102
55	0078	114
55C	0078	114
600	0078	114
66	0078	114
66C	0078	114
700C	0078	114
77C	0078	114
AA 550 Perkins / MWM 6 cil	1600	110
AA 660 Perkins / MWM 6 cil	1600	110
C44	0078	114
Colheitadeira MF3640 PER-A 6358	0118	100
Colheitadeira MF5650 turbo PER-AT 6354-4	0118	100
Colheitadeira 3640	1602	110
Colheitadeira 5650	1602	110
Colheitadeira MF	0182	101
Colheitadeira MF102	0118	100
Colheitadeira MF1630	0118	100
Colheitadeira MF1630 PER-A 4248	0118	100
Colheitadeira MF210S	0118	100
Colheitadeira MF220	0118	100
Colheitadeira MF310	0118	100
Colheitadeira MF3640	0118	100
Colheitadeira MF5650	0118	100
Colheitadeira MF5650 PER-A 6354-4	0118	100
D66	0078	114
E7C	0302	102

Massey Ferguson	Nº ZEN	Pg.
Especial/Special	0067	99
Especial/Special	0150	101
Especial/Special	1772	112
Massey Ferguson	0110	100
Massey Ferguson	0134	101
Massey Ferguson	9074	114
Maxion 3000 Perkins 4000 4.1	1622	110
Maxion 9110	1195	109
Maxion 9130	1195	109
Maxion 9150	1195	109
Maxion 9170	1195	109
MF 102 Perkins-A6.372	1616	110
MF 102 Perkins-AT6.354	1616	110
MF 105	1616	110
MF 1080 Perkins A4.318	1616	110
MF 1080 S-4RM Perkins A4.318	1616	110
MF 1085 A4.318	1616	110
MF 11	1616	110
MF 1100 Perkins A6.354	1616	110
MF 1104	1616	110
MF 1114 Perkins A6.354	1616	110
MF 1250 Séries Perkins A6.354.4	1616	110
MF 1630 A 6.354-4 e 1630 A 4284 JF 12V	1690	111
MF 178 Perkins A4.248	1616	110
MF 186	1616	110
MF 200 Perkins / MWM 4, 6 cil	1600	110
MF 200	1700	111
MF 201	1616	110
MF 205	1616	110
MF 206	1616	110
MF 207	1616	110
MF 2600 Perkins / MWM 4, 6cil	1600	110
MF 265 Perkins A4.236 3.9	1622	110
MF 275 Perkins P4000 4.1	1622	110
MF 283 Perkins P4000 4.1	1622	110
MF 290 Perkins P4000 4.1	1622	110
MF 290	1700	111
MF 292 Perkins P4000 4.1	1622	110
MF 30 D	1616	110
MF 3060 Perkins A4.248	1600	110
MF 3060 / 3065	1616	110
MF 3065 Perkins AT4.236	1600	110
MF 307	1616	110
MF 3070 Perkins AT4.236	1616	110
MF 32 Sisu 620DS 6 Cil	1698	111
MF 33B	0308	102
MF 34 Sisu 634DSA 6 Cil	1698	111
MF 34 yl Perkins / MWM 6c	1600	110
MF 3625 V/S/F/GE Sisl Diesel 33 DTA 3.3	1701	111
MF 3635 V/S/F/GE Sisl Diesel 33 DTA 3.3	1701	111
MF 3640 A 6.358 A JF 12V	1690	111
MF 3640 Perkins 1006-6 JF 12V	1690	111
MF 3640 V/S/F/GE Sisl Diesel 33 CTA 3 Cil 82HP 3.3	1701	111
MF 3645 Sisl Diesel 33 DTA 3.3	1701	111
MF 3650 S/F/GE Sisl Diesel 33 CTA 3 Cil 92 HP 3.3	1701	111
MF 3655 Sisl Diesel 33 DTA 3.3	1701	111
MF 3680	1700	111

Massey Ferguson	Nº ZEN	Pg.
MF 374 S,V,F Perkins A4.236	1616	110
MF 38 Perkins/MWM 6 cil	1600	110
MF 383 Perkins - A4.236	1600	110
MF 394 S,F Perkins A4.248	1616	110
MF 400 Perkins / MWM 4, 6 cil	1600	110
MF 400X Perkins / MWM 4, 6 cil	1600	110
MF 4200 Perkins / MWM 4, 6 cil	1600	110
MF 4200	1700	111
MF 4290	1700	111
MF 4292	1678	111
MF 4292 (cab) (Brasil) Sisu 420DS 4 Cil	1698	111
MF 4292 (plat) Sisu 420DS 4 Cil	1698	111
MF 4297 Sisu 420DS 4 Cil	1698	111
MF 4297 (cab) (Brasil) Sisu 420DS 4 Cil	1698	111
MF 4297 (plat) Sisu 420DS 4 Cil	1698	111
MF 4299 Sisu 420DSA 4 Cil	1698	111
MF 4299 (plat) Sisu 420DSA 4 Cil	1698	111
MF 4299 (plat) (Brasil) Sisu 420DSA 4 Cil	1698	111
MF 4435 Sisl Diesel 33 DTA 3 Cil 74 HP 3.3	1701	111
MF 4445 Sisu Diesel 44DTA 4 Cil 101HP 4.4	1698	111
MF 4445 Sisu Diesel 44DTA 4 Cil 88HP 4.4	1698	111
MF 460 XTRA (cab) (Brasil) Sisu 44DTA 4 Cil	1698	111
MF 460 XTRA (plat) Sisu 44DTA 4 Cil	1698	111
MF 470 XTRA (cab) (Brasil) Sisu 44DTA 4 Cil	1698	111
MF 470 XTRA (plat) Sisu 44DTA 4 Cil	1698	111
MF 480 XTRA (cab) (Brasil) Sisu 44DTA 4 Cil	1698	111
MF 480 XTRA (plat) Sisu 44DTA 4 Cil	1698	111
MF 487	1616	110
MF 50 10TD Perkins A4.236/A4.318	1616	110
MF 50 10TD/9TD Perkins A4.236/A4.212	1616	110
MF 50 9TD / EX Perkins A4.236	1616	110
MF 500 Perkins / MWM 4, 6 cil	1600	110
MF 506	1616	110
MF 510	1616	110
MF 520 / 525 Perkins A6.354	1616	110
MF 5200 Perkins / MWM 4, 6 cil	1600	110
MF 5200	1700	111
MF 5275 Perkins Série 4.41 4.1	1622	110
MF 5285 Perkins Série 4.41 4.1	1622	110
MF 52902 Perkins Série 4.41 4.1	1622	110
MF 5300 Perkins / MWM 4, 6 cil	1600	110
MF 5300 Perkins 1004 4T 4.0	1622	110
MF 5300	1700	111
MF 5310 Perkins 1004 4T 4.0	1622	110
MF 5465 Sisu Diesel 66CTA 6 Cil	1698	111
MF 5470 Sisu Diesel 44CTA 4 Cil 4.4	1698	111
MF 5480 Sisu Diesel 49CTA 4 Cil 4.9	1698	111
MF 5650 (Brasil) Sisu 620DS 6 Cil	1698	111
MF 5650 A 6.354.4 JF 12V	1690	111
MF 5650 Perkins 1006-6T JF 12V	1690	111
MF 5650 Turbo AT 6.354.4 JF 12V	1690	111
MF 592 / 595 Perkins A4.318	1616	110
MF 6150 1004-4THR	1616	110
MF 6160 1006-6	1616	110
MF 620 / 625 Perkins A6.372	1616	110
MF 6270	1700	111
MF 6280	1700	111

Massey Ferguson	Nº ZEN	Pg.
MF 6350 Sisu 620DS 6 Cil	1698	111
MF 6360 Sisu 634DSA 6 Cil	1698	111
MF 6460 Sisu 44CTA 4.4	1698	111
MF 6470 Sisu 44CTA 4.4	1698	111
MF 6485 Sisu Diesel 66CTA 130kW 6.6	1698	111
MF 6490 Sisu Diesel 66CTA 6.6	1698	111
MF 6495 Sisu Diesel 66CTA 6.6	1698	111
MF 6497 Sisu Diesel 74CTA 7.4	1698	111
MF 6499 Sisu Diesel 74CTA 7.4	1698	111
MF 675 9TD/10TD Perkins A4.236	1616	110
MF 6845 Perkins 1006-6T JF 12V	1690	111
MF 685	1616	110
MF 6855 Perkins 1006-6TW JF 12V	1690	111
MF 6865 Perkins 1006-6T JF 12V	1690	111
MF 690 9TD/10TD Perkins A4.248	1616	110
MF 7140 Sisu 620DS 6 Cil	1698	111
MF 7145 Sisu 634DSA 6 Cil	1698	111
MF 7150 Sisu 620DS 6 Cil	1698	111
MF 7170 Sisu 620DS 6 Cil	1698	111
MF 7180 Sisu 620DS 6 Cil	1698	111
MF 7330 Sisu 620DS 6 Cil	1698	111
MF 7350 Sisu 620DS 6 Cil	1698	111
MF 7370 Sisu 620DS 6 Cil	1698	111
MF 7390 Sisu 620DS 6 Cil	1698	111
MF 7415 Sisu 634DSA 6 Cil	1698	111
MF 7485 Sisu Diesel 66CTA 6 Cil 6.6	1698	111
MF 7490 Sisu Diesel 66CTA 6.6	1698	111
MF 7495 Sisu Diesel 66CTA 6.6	1698	111
MF 7497 Sisu Diesel 74CTA 7.4	1698	111
MF 7499 Sisu Diesel 74.392CTA-4V 165kW 7.4	1698	111
MF 8140 620DE	1600	110
MF 8150 620DS	1600	110
MF 8160 634DS	1600	110
MF 8160 634DS	1698	111
MF 8250 634DWE 7.4	1698	111
MF 8250 634DWE 7.4	1600	110
MF 8280 645.142DSBIE 8.4	1600	110
MF 8450 Sisu Diesel 6 Cil 7.4	1698	111
MF 8460 Sisu Diesel 6 Cil Tier III 7.4	1698	111
MF 8470 Sisu Diesel 6 Cil 8.4	1698	111
MF 86HS Perkins 4.236 4.0	1622	110
MF 9500 Séries Perkins A6.354	1616	110
MF 96 Perkins 4000 4.1	1622	110
MF-1205	9260	114
MF-1220 Isekinouki 3-69 Diesel	9260	114
MF-1230	9260	114
MF-1235	9260	114
MF-60E Perkins Diesel Engines	0649	105
MF155	0302	102
MF155	0661	106
MF158	0302	102
MF158	0661	106
MF168	0302	102
MF168	0661	106
MF186	0302	102
MF186	0661	106
MF187	0302	102

Massey Ferguson	Nº ZEN	Pg.
MF187	0661	106
MF188	0302	102
MF188	0661	106
MF1956	0041	99
MF220	0024	99
MF220	1359	109
MF235	0024	99
MF235	0043	99
MF235	0668	106
MF235	1359	109
MF235 PER-A 3152	0043	99
MF250	0024	99
MF250	1359	109
MF265	0668	106
MF265	1195	109
MF270	1195	109
MF275	0024	99
MF275	1195	109
MF275	1359	109
MF285	0024	99
MF285	1195	109
MF285	1359	109
MF290	0024	99
MF290	1195	109
MF290	1359	109
MF290 RA Perkins 4236	0024	99
MF290 RA Perkins 4236 diesel	1359	109
MF292	1195	109
MF295	1195	109
MF296	0024	99
MF296	1195	109
MF296	1359	109
MF3366	0024	99
MF3366	1359	109
MF400	0024	99
MF400	1195	109
MF400	1359	109
MF487	0302	102
MF487	0661	106
MF507	0302	102
MF507	0661	106
MF50X	0024	99
MF50X	1195	109
MF50X	1359	109
MF510	0302	102
MF510	0661	106
MF520	0302	102
MF520	0661	106
MF525	0302	102
MF525	0661	106
MF55X	0024	99
MF55X	1195	109
MF55X	1359	109
MF65R	0024	99
MF65R	1195	109
MF65R	1359	109
MF65X	0024	99



Massey Ferguson	Nº ZEN	Pg.
MF65X	1195	109
MF65X	1359	109
MF85	0034	99
MF85X	0024	99
MF85X	1195	109
MF85X	1359	109
MF86	1195	109
MF87	0302	102
MF87	0661	106
MF95	1195	109
MF95I	0024	99
MF95I	1195	109
MF95I	1359	109
MF95X	0024	99
MF95X	1359	109
MX 720	1698	111
MX 750	1698	111
Pick Up	0118	100
SC50	0302	102
SM6A	0302	102
SM6B	0302	102
SM6C	0302	102
SM7	0302	102
SM8	0302	102
SM8TU	0302	102
Sprayer Sisu 620DS 6 Cil	1698	111
Trator	0085	100
Trator	0480	103
Trator Com Motor 4 cil.	12682	117
Trator 6270	1693	111
Trator 6280	1693	111
Trator 6290	1693	111
Trator com Motor Perkins	1693	111
Trator Maxion 9150	0118	100
Trator Maxion 9110	0118	100
Trator Maxion 9130	0118	100
Trator Maxion 9170	0118	100
Trator MF	0182	101
Trator MF265	0118	100
Trator MF270	0118	100
Trator MF275	0118	100
Trator MF275/4	0118	100
Trator MF285	0118	100
Trator MF290	0118	100
Trator MF292	0118	100
Trator MF295	0118	100
Trator MF295/4	0118	100
Trator MF296	0118	100
Trator MF296/4	0118	100
Trator MF3366	0121	116
Trator MF400	0118	100
Trator MF4780 (SSB-DN11)	0087	114
Trator MF4780 com motor Scania DN11	0087	114
Trator MF4780 com motor Scania DN11	0122	116
Trator MF4780 com motor Scania DN11	0133	100
Trator MF50X	0118	100
Trator MF55X	0118	100

Massey Ferguson	Nº ZEN	Pg.
Trator MF65R	0118	100
Trator MF65X	0118	100
Trator MF85X	0118	100
Trator MF86	0118	100
Trator MF95	0118	100
Trator MF95i	0118	100
TX 45	1616	110

Maxion	Nº ZEN	Pg.
Ideal 9075 Perkins 1006-6 JF 12V	1690	111
Ideal 9090 Perkins 1006-6T JF 12V	1690	111
Ideal 9090 Perkins 1006-6TW JF 12V	1690	111
Motores	12682	117

Mazda	Nº ZEN	Pg.
2200 Pick-Up	9791	114
323 1.3 e 1.5	0450	103
B2200	0947	107
B2200	1722	111
Capella	0144	101
Especial/Special	0352	102
Familia	0144	101
Luce	0144	101
MX 5 (Miata) 1.6 e 1.8	0450	103
Pick Up 1000 1.2	0144	101
Proceed	0144	101

MCCormick	Nº ZEN	Pg.
80	1700	111
Tele-Trac Sisu 44-CWA-2V 4.4	1698	111

Mercedes Benz	Nº ZEN	Pg.
10 T 1013	1073	108
1000	1073	108
1013A	1073	108
1013S	1073	108
1017	1073	108
1017AF	0367	103
1017F	0367	103
11 T L1113B	1073	108
1100	1073	108
1111 (OM321)	0034	99
1113	0034	99
1113B	0367	103
12 T 1213	1073	108
1215 C	1038	108
1217	1073	108
1217AF	0367	103
124	1071	108
1250	1073	108
1300 Turbo	1073	108
1313	0034	99
1316	0034	99
1350	1073	108
13T 1313	1073	108
14 T 1413	1073	108
1400 Turbo	1073	108
1417	1073	108

Mercedes Benz	Nº ZEN	Pg.
1418 R Com motores OM 364 e OM 366 em 12V	1112	108
1450	1073	108
1500	1073	108
1513	0034	99
1516	0034	99
1550	1073	108
15T 1513	1073	108
16 T 1613	1073	108
1600 Turbo	1073	108
1617	1073	108
1625	0624	105
1630	0624	105
1632L	1205	109
1632LS	1205	109
1634LS	1205	109
1650	1073	108
1700	1073	108
1720 Com motores OM 364 e OM 366 em 12V	1112	108
1720 K Com motores OM 364 e OM 366 em 12V	1112	108
1750	1073	108
18 T 1819	1073	108
180D	12682	117
180DB	0028	99
1825	0624	105
190DB	0028	99
190E	0492	104
1935	0624	105
1938L	1205	109
1938LS	1205	109
1938S	1205	109
1941	0624	105
1944L	1205	109
200	0108	100
200	0492	104
200D	0366	103
2013	0034	99
2015	0034	99
208	0108	100
2100	1073	108
2150	1073	108
220	0108	100
2213 (OM352)	0034	99
2216 (OM352A)	0034	99
230	0492	104
2325	0624	105
2638	1205	109
2638LK	1205	109
2638LS	1205	109
280	0108	100
280S	0367	103
302Y.M.303	0308	102
308	0108	100
350	0108	100
380	0108	100
450	0108	100
500	0108	100
508DG	0367	103

Mercedes Benz	Nº ZEN	Pg.
54403	1073	108
6 T 608	1073	108
608DG	0367	103
613D	0367	103
66403	1073	108
7 T 709	1073	108
710 Com motores OM 364 e OM 366 em 12V	1112	108
712 C	1038	108
72403	1073	108
8 T 808	1073	108
80406	1073	108
809	1073	108
813	1073	108
817-1517	1038	108
9 T 911	1073	108
90416	1073	108
911B	0367	103
913	1073	108
914	1038	108
915	1038	108
915 c Accelo	0985	108
95424	1073	108
Atego	1038	108
Axor	1038	108
Axor 1419, 1719, 1726, 1726 4x4, 1729S, 2426 6x2 e 2429 6x2 Com Motores eletrônicos24V OM 924 LA e OM 926 LA - Euro V	1679	111
Axor 1419, 1719, 1726, 1726 4x4, 1729S, 2426 6x2 e 2429 6x2 Com Motores eletrônicos24V OM 924 LA e OM 926 LA - Euro V	1805	112
Axor 1933	0985	108
Axor 1933, 2533, 2826, 2828, 2831 Com Motores eletrônicos OM906 e OM 926	1679	111
Axor 1933, 2533, 2826, 2828, 2831 Com Motores eletrônicos OM906 e OM 926	1805	112
Caminhão / Ônibus LP1219	0105	100
Caminhão / Ônibus 1113	0105	100
Caminhão / Ônibus 1214	0105	100
Caminhão / Ônibus 1218	0105	100
Caminhão / Ônibus 1313	0105	100
Caminhão / Ônibus 1316	0105	100
Caminhão / Ônibus 1414	0105	100
Caminhão / Ônibus 1418	0105	100
Caminhão / Ônibus 1513	0105	100
Caminhão / Ônibus 1516	0105	100
Caminhão / Ônibus 1614	0105	100
Caminhão / Ônibus 1618	0105	100
Caminhão / Ônibus 1621	0105	100
Caminhão / Ônibus 1720	0105	100
Caminhão / Ônibus 2013	0105	100
Caminhão / Ônibus 2016	0105	100
Caminhão / Ônibus 2213	0105	100
Caminhão / Ônibus 2215	0105	100
Caminhão / Ônibus 2216	0105	100
Caminhão / Ônibus L1319	0105	100
Caminhão / Ônibus L608D	0105	100
Caminhão / Ônibus L610(OM 352)	0105	100
Caminhão / Ônibus L709D	0105	100

Mercedes Benz	Nº ZEN	Pg.
Caminhão / Ônibus LP1419	0105	100
Caminhão 1316 OM352/352A	1638	110
Caminhão 1418L, 1718, 1725, 2423, 2428	0985	108
Caminhão 1513 OM352/352A	1638	110
Caminhão 1519	0122	116
Caminhão 1520	0122	116
Caminhão 1520	0133	100
Caminhão 1524	0122	116
Caminhão 1525 OM355-5A	0122	116
Caminhão 1620	0651	105
Caminhão 1924 OM355-6	0122	116
Caminhão 1924A OM355-6A	0122	116
Caminhão 1929 OM355-6A	0122	116
Caminhão 1932 OM355-6LA	0122	116
Caminhão 1933	0122	116
Caminhão 1934 OM355-6LA	0122	116
Caminhão 2019	0122	116
Caminhão 2020 OM355-5	0122	116
Caminhão 2020 OM355-5	0133	100
Caminhão 2219	0122	116
Caminhão 2220 OM355-5	0122	116
Caminhão 2624	0122	116
Caminhão 2624	0133	100
Caminhão 712 Eletronic	0651	105
Caminhão 712C, 715, 714C, , 1418 EL	0985	108
Caminhão 915C, 1215, 1218EL, 1218L	0985	108
Caminhão e Ônibus Eletrônicos C/ Motor OM904, OM906, OM924, OM926	0985	108
Caminhão MB856	0087	114
Caminhão MB856	0133	100
Caminhão MB858	0087	114
Caminhão MB858	0133	100
Caminhão MB866	0087	114
Caminhão MB866	0133	100
Caminhão MB868	0087	114
Caminhão MB868	0133	100
Caminhão/Ônibus 2016, 2213, 2216, L608D, L709D, L1319, LP1219, LP1419	1364	109
Caminhão/Ônibus 2220	0133	100
Caminhão/Ônibus 1214, 1218, 1414, 1418, 1614, , 1513, 1516, 2013,	1364	109
Caminhão/Ônibus 1419	0122	116
Caminhão/Ônibus 1419	0133	100
Caminhão/Ônibus 1420	0122	116
Caminhão/Ônibus 1420	0133	100
Caminhão/Ônibus 1517	0122	116
Caminhão/Ônibus 1517	0133	100
Caminhão/Ônibus 1518	0122	116
Caminhão/Ônibus 1518	0133	100
Caminhão/Ônibus 1519	0122	116
Caminhão/Ônibus 1519	0133	100
Caminhão/Ônibus 1524	0122	116
Caminhão/Ônibus 1524	0133	100
Caminhão/Ônibus 1525	0122	116
Caminhão/Ônibus 1525	0133	100
Caminhão/Ônibus 1618, 1621, 2215, 2216, L610 (OM 352), 1113, 1313, 1316	1364	109

Mercedes Benz	Nº ZEN	Pg.
Caminhão/Ônibus 1924	0122	116
Caminhão/Ônibus 1924	0133	100
Caminhão/Ônibus 1924A	0122	116
Caminhão/Ônibus 1924A	0133	100
Caminhão/Ônibus 1929	0122	116
Caminhão/Ônibus 1929	0133	100
Caminhão/Ônibus 1932	0122	116
Caminhão/Ônibus 1932	0133	100
Caminhão/Ônibus 1933	0122	116
Caminhão/Ônibus 1933	0133	100
Caminhão/Ônibus 1934	0122	116
Caminhão/Ônibus 1934	0133	100
Caminhão/Ônibus 2019	0122	116
Caminhão/Ônibus 2019	0133	100
Caminhão/Ônibus 2219	0122	116
Caminhão/Ônibus 2219	0133	100
Caminhão/Ônibus 2220	0122	116
Caminhão/Ônibus 2624A	0122	116
Caminhão/Ônibus 2624A	0133	100
Caminhões	0378	103
Caminhões	0440	103
Caminhões	12682	117
Caminhões 710, 712E, 1418R, 1720, 1720K, L1620 - Chassi de Ônibus LO 712, LO 812 Com Motores mecânicos 12V OM 364 e OM 366) - 29MT	1679	111
Caminhões 710, 712E, 1418R, 1720, 1720K, L1620 - Chassi de Ônibus LO 712, LO 812 Com Motores mecânicos 12V OM 364 e OM 366) - 29MT	1805	112
Caminhões 712C, 715, 714C, 915C, 1215, 1218EL, 1218L, 1418 EL, 1418L, 1718, 1725	1679	111
Caminhões 712C, 715, 714C, 915C, 1215, 1218EL, 1218L, 1418 EL, 1418L, 1718, 1725	1805	112
Caminhões Família Accelo: 815 e 1016 Com Motor eletrônico 24V OM 924 LA - Euro V	1679	111
Caminhões Família Accelo: 815 e 1016 Com Motor eletrônico 24V OM 924 LA - Euro V	1805	112
Caminhões Família Atron: 1319, 2324, 2729K (Basculante), 2729B (Betoneira) e 2729 Com Motores eletrônicos 24V OM 924 LA e OM 926 LA -Euro V	1679	111
Caminhões Família Atron: 1319, 2324, 2729K (Basculante), 2729B (Betoneira) e 2729 Com Motores eletrônicos 24V OM 924 LA e OM 926 LA -Euro V	1805	112
Chassi de ônibus LO 914, 0500M, 0500U, 0500R, OF 1417, OF 1418, OF 1518, OF 1721, Com Motores eletrônicos 24V OM 904, OM 906, OM 924 e OM 926	1679	111
Chassi de ônibus LO 914, 0500M, 0500U, 0500R, OF 1417, OF 1418, OF 1518, OF 1721, Com Motores eletrônicos 24V OM 904, OM 906, OM 924 e OM 926	1805	112
Chassi p/ Ônibus 1420	0122	116
Chassi p/ Ônibus 1420	0133	100
Chassi p/ Ônibus 1517	0122	116
Chassi p/ Ônibus 1517	0133	100
Chassi p/ Ônibus 1518	0122	116
Chassi p/ Ônibus 1518	0133	100
Chassi p/ Ônibus 1519	0122	116
Chassi p/ Ônibus 1519	0133	100
Chassi p/ Ônibus 1524	0122	116
Chassi p/ Ônibus 1524	0133	100
Chassi p/ Ônibus 1525	0122	116
Chassi p/ Ônibus 1525	0133	100
Chassi p/ Ônibus 1618, 1621, 2215, 2216, L610 (OM 352), 1113, 1313, 1316	1364	109

Mercedes Benz	Nº ZEN	Pg.
Chassi p/ Ônibus O371UP	0133	100
Chassi p/ Ônibus OF/OH 1113 com motor M366G	0105	100
Chassi p/ Ônibus OF/OH 1115 com motor M366G	0105	100
Chassi p/ Ônibus OF/OH 1313 com motor M366G	0105	100
Chassi p/ Ônibus OF/OH 1315 com motor M366G	0105	100
Chassi p/ Ônibus OF/OH 1316 com motor M366G	0105	100
Chassi p/ Ônibus OF/OH O364 com motor M366G	0105	100
Chassi p/ Ônibus OF/OH O371U com motor M366G	0105	100
Chassi p/ Ônibus OH1419	0122	116
Chassi p/ Ônibus OH1419	0133	100
Chassi para Ônibus 1313, 1315, 1316, O364, O371U Com motor M366G	1364	109
Chassi para Ônibus OF/OH 1113, 1115, Com motor M366G	1364	109
Citro	1038	108
Demais aplicações com Turbo Brake, exceto Plataforma O 400 mecânico	1205	109
Econic	1038	108
Especial/Special	0438	103
Especial/Special	0440	103
Especial/Special	0985	108
Especial/Special	1076	108
Família Atego (1315, 1418, 1518, 1718, 1725, 2425), L1318, 2423B, 2423K, L1620	1679	111
Família Atego (1315, 1418, 1518, 1718, 1725, 2425), L1318, 2423B, 2423K, L1620	1805	112
Família Atego 1315, 1418, 1518, 1718, 1725, 2425 24V OM 904, OM 906, OM 924 e OM 926	0985	108
Família Atego L1318, 2423B, 2423K, L1620 Chassi de ônibus 24V OM 904, OM 906, OM 924 e OM 926	0985	108
Família Atego LO 914, 0500M, 0500U, 0500R, OF 1417, OF 1418, OF 1518, OF 1721, OF 1722 24V OM 904, OM 906, OM 924 e OM 926	0985	108
Fora de Estrada Família Axor: 2831K (Basculante), 2831B (Betoneira) e 2831P (Pla Com Motor eletrônico 24V OM 926 LA - Euro V	1679	111
Fora de Estrada Família Axor: 2831K (Basculante), 2831B (Betoneira) e 2831P (Pla Com Motor eletrônico 24V OM 926 LA - Euro V	1805	112
Kombi Espanhola	12682	117
L 1620 Com motores OM 364 e OM 366 em 12V	1112	108
L1113	0497	104
L1116	0497	104
L1117	0497	104
L1218	1038	108
L1316	0497	104
L1317	0497	104
L1418	1038	108
L1516	0497	104
L1618 M	1038	108
L1622	1038	108
L1625	0622	105
L206	0223	101
L207	0223	101
L2325	0622	105
L2423	1038	108
L2635	0622	105
L306	0223	101
L307	0223	101

Mercedes Benz	Nº ZEN	Pg.
L319D	0028	99
L405	0028	99
L406	0028	99
L408DG	0034	99
L408DG	0367	103
L508D	1073	108
L508G	0034	99
L608D	1073	108
L608DG	0034	99
LA1113	0497	104
LA1117	0497	104
LB2325	0622	105
LG1825	0622	105
LK2325	0622	105
LKO1113B	1073	108
LO 0814 Com motores OM 364 e OM 366 em 12V	1112	108
LO812	1364	109
LP1013	0367	103
LP1013	1073	108
LP1113	0367	103
LP1113	1073	108
LP1219 com motor Cummins 6BT 5.9 lts	0497	104
LP1419 com motor Cummins 6BT 5.9 lts	0497	104
LP608	0034	99
LP709	0367	103
LP808	0034	99
LP809	0367	103
LP813	0367	103
LP913	0367	103
LPK1113	1073	108
LPS1113B	1073	108
LS1625	0622	105
LS1630	0622	105
LS1935	0622	105
LS1941	0622	105
Marcopolo	0497	104
MB 180D	12682	117
MBL1319 com motor Cummins 6BT 5.9 lts	0497	104
Micro ônibus L608D (OM314)	0034	99
Motor Cummins 6B Eletrônico 5.9	1604	110
Motor Estacionário, gerador, industrial e marítimo OM314	0133	100
Motor Estacionário, gerador, industrial e marítimo OM352	0133	100
Motor Estacionário, gerador, industrial e marítimo OM352A	0133	100
Motor Estacionário, gerador, industrial e marítimo O370 OM355-5, 6, 6A, 6LA	0122	116
Motor Estacionário, gerador, industrial e marítimo O371 OM355-5A, 6A, 6LA	0122	116
Motor Estacionário, gerador, industrial e marítimo O371UP OM355-5	0122	116
Motor Estacionário, gerador, industrial e marítimo OM314	0122	116
Motor Estacionário, gerador, industrial e marítimo OM352	0122	116
Motor Estacionário, gerador, industrial e marítimo OM352A	0122	116
Motor Estacionário, gerador, industrial e marítimo O370 OM355-5, 6, 6A, 6LA	0133	100
Motor Estacionário, gerador, industrial e marítimo O371 OM355-5A, 6A, 6LA	0133	100
Motor Estacionário, gerador, industrial e marítimo O371UP OM355-5	0133	100

Mercedes Benz	Nº ZEN	Pg.
O 309	1073	108
O 500R, RSD e RSE	1205	109
O2319D	0028	99
O302	0367	103
O309D	0367	103
O355 (OM355-6)	0624	105
O362 MWM D226-4	0034	99
O362A Autolite	0034	99
O364	1364	109
O364 (OM355-5 e 6)	0624	105
O365	1364	109
O365 (OM355-5)	0624	105
O366	1364	109
O370	0624	105
O370 (OM355-5, 6, 6A, 6LA)	0624	105
O371	0624	105
O371 (OM355-5A, 6A, 6LA)	0624	105
O371U	0367	103
O371U	1364	109
O371UP	0624	105
O371UP (OM355-5)	0624	105
O400R	0624	105
O400RS	0624	105
O400RSD	0624	105
O400RSL (OM 449A)	0624	105
OF 1113 OM 366 JF 12V	1690	111
OF 1721 Com motores OM 364 e OM 366 em 12V	1112	108
OF 1722	1205	109
OF1113	1073	108
OH 1113 OM 366 A JF 12V	1690	111
OH 1420 Com motores OM 364 e OM 366 em 12V	1112	108
OH 1621L Com motores OM 364 e OM 366 em 12V	1112	108
OH 1623 Com motores OM 364 e OM 366 em 12V	1112	108
OH 1628L	1205	109
OM 3555, 3556, 3556A, 3356LA, 3555 Série BR400	0624	105
OM314	0034	99
OM321	0034	99
OM321	0035	114
OM321 marítimo 1959 ED	0034	99
OM324	0034	99
OM324	0035	114
OM324 marítimo 1961 ED	0034	99
OM326	0034	99
OM326	0035	114
OM326 marítimo 1963	0034	99
OM352	0034	99
OM352A	0034	99
Ônibus	0440	103
Ônibus	12682	117
Ônibus O355 OM355-6	0133	100
Ônibus O364 OM355-5 e 6	0133	100
Ônibus O365 OM355-5	0133	100
Ônibus O371	0133	100
Ônibus O371UP	0133	100
Ônibus Boxer e Torino Com Motor OM904/906 12V	1679	111
Ônibus Boxer e Torino Com Motor OM904/906 12V	1805	112
Ônibus O355	0122	116

Mercedes Benz	Nº ZEN	Pg.
Ônibus O364	0122	116
Ônibus O364 OM352/352A	1638	110
Ônibus O365	0122	116
Ônibus O370	0122	116
Ônibus O370	0133	100
Ônibus O371	0122	116
Ônibus O371UP	0122	116
Ônibus O917	0118	100
Ônibus OF 1113	0118	100
Ônibus OH1113	0118	100
Ônibus Rodoviário O500M 1826 BUGGY e O500R 1830 Com Motor eletrônico OM926 LA - Euro V	1679	111
Ônibus Rodoviário O500M 1826 BUGGY e O500R 1830 Com Motor eletrônico OM926 LA - Euro V	1805	112
Ônibus Urbano OF1519, OF1721, OF1724, O500M 1826, O500U 1826 Com Motores eletrônicos 24V OM 924 LA e OM 926 LA - Euro V	1679	111
Ônibus Urbano OF1519, OF1721, OF1724, O500M 1826, O500U 1826 Com Motores eletrônicos 24V OM 924 LA e OM 926 LA - Euro V	1805	112
Plataformas O 400RSD e SRE	1205	109
Rodoviário Família Axor 1933 e 2533 Com Motor eletrônico 24V OM 926 LA - Euro V	1679	111
Rodoviário Família Axor 1933 e 2533 Com Motor eletrônico 24V OM 926 LA - Euro V	1805	112
Série 9 T - 917 OM 366 A JF 12V	1690	111
Sprinter Maxion HS 4 cil 2.5	1635	110
Sprinter com motor Maxion HS	12682	117
Still Fork Lifts	1180	109
Trator MB1000	0367	103
Trator MB1300	0367	103
Tratores	0378	103
Tratores	0440	103
U100	0367	103
U1013	0367	103
U1200	0367	103
U1213	0367	103
U1300	0367	103
U1413	0367	103
U1500	0367	103
U1613	0367	103
U1700	0367	103
U54	0034	99
U66	0034	99
U72	0034	99
U80	0034	99
U800	0367	103
U900	0367	103
Unimong S 404	1180	109
Unimong U650	1180	109

Miller Electric Welder	Nº ZEN	Pg.
27 Séries 2.0L Teledyne Eng	0649	105
27 Séries Teledyne 2.0L, 2.7L	0649	105
All Models Deutz F1L210 Diesel	0638	105
Big 40 Cont. Eng	0649	105

Mitsubishi	Nº ZEN	Pg.
4G63	0595	105



Mitsubishi	Nº ZEN	Pg.
4G93	0595	105
Canter	0887	107
Canter 2000	9791	114
Celeste 1.6 com motor 4G5	0144	101
Celeste com motor GP 25/30	0450	103
Colt 1.2 com motor 4G5	0144	101
Colt Galant 1.8, 2.0 com motor 4G5	0144	101
E2500 Diesel XA	12812	115
E2500 Diesel XA	1046	108
E3000	1046	108
E3000	12812	115
Eclipse 2.0T	0595	105
Empilhadeira SG 25	1592	109
Expo	0595	105
Forklift	0352	102
Fuso Canter 20	12812	115
Fuso Canter 20, 30, 35, 4d31T	1046	108
Fuso Canter 30	12812	115
Fuso Canter 31	12812	115
Fuso Canter 32	12812	115
Fuso Canter 33	12812	115
Fuso Canter 35	12812	115
Fuso Canter 3600	12812	115
Fuso Canter 3600, 33, 4D30, 31, 32	1046	108
Fuso Canter 4D30	12812	115
Fuso Canter 4D31T	12812	115
Fuso Canter 4DRS	1046	108
Fuso Canter 4DRS	12812	115
Galant 1.6 com motor 4G5	0144	101
Galant com motor GP 25/30	0450	103
Galant 2.0, 2.4, 3.0	0595	105
L200	12812	115
Lancer Galant 4G5	0144	101
Light Bus HA	12812	115
Light Bus HA	1046	108
Mirage	0595	105
Montero	0595	105
Pajero	0595	105
Sapporo com motor GP 25/30	0450	103
Sigma	0595	105
Starion com motor GP 25/30	0450	103
Trator	0144	101
Tredia com motor GP 25/30	0450	103
Tredia 2.0	0595	105
Wheel Loader S4E	1046	108
Wheel Loader S4E	12812	115
Mosa	Nº ZEN	Pg.
Especial/Special	1065	108
Müeller	Nº ZEN	Pg.
1020OU/VU	0304	102
1630	0304	102
2030OU	0304	102
Compactador Cummins série C	1190	109
Especial/Special	1195	109
JD300	0304	102
JD310	0304	102

Müeller	Nº ZEN	Pg.
JD350	0304	102
JD400	0304	102
JD450	0304	102
MD1020	0304	102
MD1120	0304	102
MD1530	0304	102
MD1630	0304	102
MD1830	0304	102
MD2030	0304	102
MD2130	0304	102
MD3130	0304	102
MD820	0304	102
MD820VU	0304	102
MD830	0304	102
MD920	0304	102
MD925	0304	102
MD930	0304	102
MD935	0304	102
MD940	0304	102
MD942	0304	102
MD945	0304	102
MD950	0304	102
MD952	0304	102
MD955	0304	102
MD960	0304	102
MD965	0304	102
MD968	0304	102
MD969	0304	102
Trator RT 62H MWM 229.3	0105	100
Trator RT 82 MWM 229.3	0496	104
Trator RT 82H MWM 229.3	0105	100
Trator TR 62 MWM 229.3	0496	104
Trator VAP 55 MWM 229.3	0105	100
MWM	Nº ZEN	Pg.
D225	0366	103
D225-6	1364	109
D2253	0028	99
D2254	0028	99
D22546	0367	103
D2262	0366	103
D2263	0366	103
D22646	0367	103
D229-4	1364	109
D229-6	1364	109
D2293	0028	99
D2293	0085	100
D2294	0085	100
D2296	0085	100
D3254	0367	103
D3272	0366	103
D3273	0366	103
D32746	0367	103
Motor 410T, 610T	0748	106
Motor D2256	0034	99
Motor D2256	0105	100
Motor D2293	0496	104

MWM	Nº ZEN	Pg.
Motor D2294	0105	100
Motor D2296	0105	100
Motor D232	0133	100
Motor TD2296	0105	100
Motor TD232	0133	100
Motores D e TD 232 6V, 8V, 12V	0122	116
TD2266	0367	103
TD229-6	1364	109

Navistar	Nº ZEN	Pg.
Caminhões Durastar com motor DT466	1809	112
Caminhões Durastar com motor MaxxForce	13118	115
Caminhões Paystar com motor Cummins ISX/Cat	1811	112
Caminhões Paystar com motor Cummins ISX/Cat	1810	112
Caminhões Paystar com motor MaxxForce	13118	115
Caminhões Prostar com motor Cummins ISX/Cat	1811	112
Caminhões Prostar com motor Cummins ISX/Cat.	1810	112
Caminhões Prostar com motor MaxxForce	13118	115
Caminhões Transtar com motor Cummins ISX/Cat	1811	112
Caminhões Transtar com motor Cummins ISX/Cat.	1810	112
Caminhões Transtar com motor MaxxForce	13118	115
Caminhões Workstar com motor DT466	1809	112
Ônibus 4700 Com Motor MWM 4.8L euro II y III	1679	111
Ônibus 4700 Com Motor MWM 4.8L euro II y III	1805	112

New Holland	Nº ZEN	Pg.
1426 Caterpillar Engines	0649	105
1426 Perkins Engines	0649	105
1495 Perkins Engines	0649	105
158	1616	110
175	1616	110
2000	1616	110
201	1616	110
2514 E 256 C.I	1616	110
256	1616	110
2600	1616	110
2610	1616	110
2810	1616	110
2910	1616	110
3000	1616	110
3230 BSD332	1616	110
3310 01.91	1616	110
3310X4 01.91	1616	110
3430	1616	110
3600	1616	110
3610	1616	110
3900	1616	110
3910	1616	110
3910 H	1616	110
3930 H	1616	110
4000	1616	110
401C.I	1616	110
4100	1616	110
4130 H 4.4	1616	110
444 01.91	1616	110
4600 motor diesel 4 cil	0024	99
4600	1616	110
4610 motor diesel 4 cil	0024	99

New Holland	Nº ZEN	Pg.
4610	1616	110
4630	1616	110
5000	1616	110
550	1616	110
555	1616	110
5600 motor diesel 4 cil	0024	99
5600	1616	110
5610 motor diesel 4 cil	0024	99
5610	1616	110
5640 Powerstar	1616	110
5700	1616	110
5900	1616	110
620 Combine	1616	110
622 Combine	1616	110
654 County	1616	110
655 A	1616	110
6600 motor diesel 4 cil	0024	99
6600	1616	110
6610 motor diesel 4 cil	0024	99
6610	1616	110
6700	1616	110
6710	1616	110
6810	1616	110
7000	1616	110
7410	1616	110
754 County	1616	110
7600	1616	110
7610 motor diesel 4 cil	0024	99
7610	1616	110
7630 (plat) NEF TC 78kW 4Cil	1700	111
764 County	1616	110
7700	1616	110
7710	1616	110
774 County	1616	110
7810	1616	110
7910	1616	110
8000	1616	110
8030 (plat) NEF TAA 90kW 4Cil	1700	111
8200	1616	110
8260 Powerstar 7.5	1616	110
8530	1616	110
8600	1616	110
8630	1616	110
8700	1616	110
8830	1616	110
9000	1616	110
910 Speed Power	1616	110
912 Speed Power	1616	110
944 County	1616	110
9600	1616	110
964 County	1616	110
9700	1616	110
974 County	1616	110
BSD442	1616	110
Colheitadeira FNH 8040 MBB-OM352	0105	100
Colheitadeira FNH 8040	1638	110
Colheitadeira FNH 8055 MBB-OM352A	0105	100

New Holland	Nº ZEN	Pg.
Colheitadeira FNH 8255	1638	110
Colheitadeira TC55	0315	102
Colheitadeira TC57	0315	102
Colheitadeira TC59	0315	102
Especial/Special	0150	101
Especial/Special	1195	109
Especial/Special	1196	109
Especial/Special	1624	110
FNH 8040 (MBB-OM352)	1364	109
FNH 8055 (MBB-OM352A)	1364	109
HTA7	1190	109
HTA8	1190	109
L555 Perkins 4-108 Diesel	0650	105
L783 Perkins 4-203 Diesel	0649	105
L785 Perkins 4-203 Diesel	0649	105
Línea TL Exitus: TL65 / 75 / 85 / 95E MWM	1596	110
M Série 7,5	1616	110
Motoniveladora 140	1679	111
Motoniveladora 140	1805	112
Motoniveladora 170 e 200	1810	112
Motoniveladora 170 e 200	1811	112
Motoniveladora 170 e 200	13118	115
Motoniveladora 865, 865.2, 885 e 885.2	1810	112
NH 95 M8Y	1616	110
P357 e 358	1616	110
Pá Carregadeira 12C	1679	111
Pá Carregadeira 12C	1805	112
Séries 10,L/Cab	1616	110
Super Major Diesel	0041	99
TC7	1190	109
TC8	1190	109
TCP7	1190	109
TCP8	1190	109
TM135E	1719	111
TM150E	1719	111
TM165	1719	111
TM180	1719	111
Trator	0150	101
Trator	0351	102
Trator	0539	104
Trator	0669	106
Trator	0670	106
Trator	1038	108
Trator	1624	110
Trator	1678	111
Trator 660	1837	112
Trator 8830	0648	105
Trator de Esteira 7D	1679	111
Trator de Esteira 7D	1805	112
Trator DT8630	0648	105
Trator FNH 8430	0648	105
Trator Gamalta	0315	102
Trator TL 75E	1157	109
Tratores	1957	113
TS100	1719	111
TS110	1719	111
TS6000 Standard (cab) NEF TC 66kW 4Cil	1700	111

New Holland	Nº ZEN	Pg.
TS6020 (cab) NEF TAA 82kW 4Cil	1700	111
TS6030 (cab) NEF TAA 90kW 4Cil	1700	111
TS6040 (cab) NEF TAA 97kW 4Cil	1700	111

Nissan	Nº ZEN	Pg.
260	0144	101
280	0144	101
310 L4 1.4L 1393cc 85cid	0853	107
310 L4 1.5L 1488cc	0853	107
3300, 3500	9791	114
A12, A15	0853	107
Caball	0144	101
E60	0144	101
Empilhadeira	0758	106
Especial/Special	0352	102
Especial/Special	0376	103
F10 L4 1.4L 1393cc 85cid	0853	107
Fork Lifts	0853	107
Fork Lifts	1046	108
Fork Lifts	12812	115
Forklift	0758	106
Forklift	9426	114
GA 15	0595	105
GA 16	0595	105
Lift Trucks H30 Vários Modelos	1592	109
Lift Trucks AEH Z24	1592	109
Lift Trucks AH A15	1592	109
Lift Trucks AH A15 Engine	9495	114
Lift Trucks AH H20	1592	109
Lift Trucks APH A15	1592	109
Lift Trucks APH A15 Engine	9495	114
Lift Trucks APH H20 Engine	9495	114
Lift Trucks ASH A15	1592	109
Lift Trucks Ash A15 Engine	9495	114
Lift Trucks CEGH Z24	1592	109
Lift Trucks CEH Z24	1592	109
Lift Trucks CPH A15	1592	109
Lift Trucks CPH H20	1592	109
Lift Trucks CPH Z24	1592	109
Lift Trucks CRGH H20	1592	109
Lift Trucks CRGH Z24	1592	109
Lift Trucks EGH H20	1592	109
Lift Trucks EH A15	1592	109
Lift Trucks EH H20	1592	109
Lift Trucks H01 A15 Gas.	1592	109
Lift Trucks H01 H20 Gas.	1592	109
Lift Trucks H02 H20 Gas.	1592	109
Lift Trucks H02 Z24 LPG	1592	109
Lift Trucks KAH A15	1592	109
Lift Trucks KAH H20	1592	109
Lift Trucks KAP H20	1592	109
Lift Trucks KAP H25	1592	109
Lift Trucks KCEH H20	1592	109
Lift Trucks KCEH H25	1592	109
Lift Trucks KCH02 H20 Gas.	1592	109
Lift Trucks KCH02 H25 Gas.	1592	109
Lift Trucks KCPH A15	1592	109

Nissan	Nº ZEN	Pg.
Lift Trucks KCPH H20	1592	109
Lift Trucks KCUH H20	1592	109
Lift Trucks KCUH H25	1592	109
Lift Trucks KEGH H20	1592	109
Lift Trucks KEGH H25	1592	109
Lift Trucks KEH H20	1592	109
Lift Trucks KEH H25	1592	109
Lift Trucks KH01 A15 Gas.	1592	109
Lift Trucks KH01 H20 Gas.	1592	109
Lift Trucks KH02 H20 Gas.	1592	109
Lift Trucks KH02 H25 Gas.	1592	109
Lift Trucks KPH A15	1592	109
Lift Trucks KPH H20	1592	109
Lift Trucks KUGH H20	1592	109
Lift Trucks KUGH H25	1592	109
Lift Trucks PH01 A15	1592	109
Lift Trucks PH02 A15	1592	109
Lift Trucks RGH02 A15	1592	109
Lift Trucks UF03 H30	1592	109
Lift Trucks UGF03 H30	1592	109
Lift Trucks YF03 H30	1592	109
Lift Trucks YGF03 H30	1592	109
Lift Trucks Z24 Vários Modelos	1592	109
Lifts Trucks Ash H20 Engine	9495	114
Lifts Trucks Cef H20 Engine	9495	114
Nissan 23300-20H00, 23300-20H12	9495	114
Nissan 23300-20H00, 23300-20H12 Nissan Ag	9495	114
Nissan Lift Truck	9495	114
Titan 5.6	0596	105
ZX 300	0144	101
Onan	Nº ZEN	Pg.
Engine Medium Duty 2L600 Kubota 2L600	0353	102
Motor B43E	0943	107
Motor B43G	0943	107
Motor B48G	0943	107
Motores	0427	103
Opel	Nº ZEN	Pg.
Admiral 2.8	0108	100
Ascona B, C	0108	100
Astra F 1.7 td	1556	109
Blitz CF	0108	100
Comodore B	0108	100
Corsa 1.0, 1.2, 1.3	0108	100
Corsa	1556	109
Diplomat B	0108	100
Kadett C, D	0108	100
Manta B	0108	100
Monza	0108	100
Rekord	0108	100
Senator	0108	100
Vectra A 1.7L T DSL	1556	109
Vectra B 1.7L T DSL	1556	109
Palmieri	Nº ZEN	Pg.
1500 GN 80	0308	102
1500 GN 95	0308	102

Palmieri	Nº ZEN	Pg.
1800 GN 110	0308	102
1800 GN 90	0308	102
PDA 625-750-1250	0638	105
Pegaso	Nº ZEN	Pg.
1228T	0087	114
1231	0087	114
1236	0087	114
1331	0087	114
1431	0087	114
2331	0087	114
2431K	0087	114
3560	0087	114
5023	0087	114
5024	0087	114
5036	0087	114
6038	0087	114
6420	0087	114
6424	0087	114
Camion	0378	103
Perkins	Nº ZEN	Pg.
1103 D	1700	111
1104 D	1700	111
1106 C	1700	111
248 Trator CBT 8240	0024	99
3152	1602	110
4 E 6 CIL Tipo AN 115	0439	103
4-236 4 cil Diesel	0649	105
4203	1602	110
4236	1602	110
4236 A Trator MF 275, 275/4	0024	99
6.354/4 Trator CBT 8260 4x4	0028	99
6305	1602	110
6354	1602	110
A3.152 Trator MF 235	0043	99
A6.358 Trator Ideal 9110	0024	99
Estacionários	0067	99
Estacionários	0096	100
Estacionários	0121	116
Estacionários	0150	101
Estacionários	0155	101
Estacionários	0186	101
Estacionários	0302	102
Estacionários, Industrias	1195	109
Estacionários, Industrias	1196	109
GM, Ford, Dodge, CBT, Case Motor 4 e 6 cil	0024	99
Industriais	0067	99
Industriais	0096	100
Industriais	0121	116
Industriais	0150	101
Industriais	0155	101
Industriais	0186	101
Industriais	0302	102
Maxion	0978	108
Maxion S4T GM - D20	0118	100
Maxion 1006.6T Trator Ideal 9075	0118	100
Maxion 1006.6T Trator Ideal 9090	0118	100

Perkins	Nº ZEN	Pg.
Maxion S4T GM - D6000	0118	100
Motor Motor 4 e 6 cil	0043	99
Motor 4 e 6 cil	0060	99
Motor 4 e 6 cil	1359	109
Motor Industrial 4203	0118	100
Motor Industrial 4236	0118	100
Motor Industrial 63544	0118	100
Motor Industrial 6358	0118	100
Motor Industrial 3152	0118	100
Motor Industrial 3152, 4203, 4236	0024	99
Motor Industrial 4203	0118	100
Motor Industrial 4236	0118	100
Motor Industrial 6354.4, 6358	0024	99
Motor Industrial 6358	0118	100
Motores 4203 / 3152 / 4236 / 6354	12682	117
Motores Marine C6.6	1948	113
Perkins	0067	99
Perkins 248 Trator CBT 8240	0118	100
Perkins 4236 A	0118	100
Perkins 6.354/4 Trator CBT 8260 4x4	0118	100
Perkins A6.358	0118	100
Trator 283, 290/4	0024	99
Trator 290, 290/4	0024	99
Trator 292, 292 turbo	0024	99
Trator 296	0118	100
Trator 400	0118	100
Trator 9130, 9150, 9170	0024	99
Trator Ideal 9110	0118	100
Trator Ideal 9130	0118	100
Trator Ideal 9150	0118	100
Trator Ideal 9170	0118	100
Trator MF 290/4	0118	100
Trator MF 292	0118	100
Trator MF 235 -265 A3.152	0668	106
Trator MF 265	0043	99
Trator MF 265 AD4.203	0668	106
Trator MF 275	0118	100
Trator MF 275/4	0118	100
Trator MF 283	0024	99
Trator MF 283	0118	100
Trator MF 290	0118	100
Trator MF 292 turbo	0118	100
Trator MF 296/4	0118	100
Trator MF 296/4, 296, 400	0024	99
Tratores	0067	99
Tratores	0096	100
Tratores	0121	116
Tratores	0150	101
Tratores	0155	101
Tratores	0186	101
Tratores	0302	102
Tratores	1195	109
Tratores	1196	109
Tratores, Industriais, Estacionários.	0661	106
Tratores, Industriais, Estacionários.	0668	106
Various Models Diesel	0649	105

Peterbilt	Nº ZEN	Pg.
Denso 428000-4420, 428000-5190	1811	112
Motor Cat C10/C12, Cummins ISM, CatC9/C11/C13/C15 Acert e Cummins ISX 386, 388, com motor Cummins ISX	1811	112
Prestolite MS2-500, MS2-501, MS2-502, MS2-503, MS2-504, MS2-510, MS2-511, MS2-514	1811	112
Substitui Mitsubishi KW0779, M970979, M009T70979, PC0779, PC0979, PC1379, PC1479	1811	112
Peugeot	Nº ZEN	Pg.
104	0108	100
403 Diesel	0217	101
404 Diesel	0217	101
404 Motores Indenor 6305, 6354	12675	117
504 1.6, 1.8, 2.0 (V6)	0108	100
504 Diesel	0217	101
504	12682	117
504 D	0216	101
505 1.8, 2.0	0108	100
505	12682	117
505 D	0216	101
604 V6	0108	100
604 TD	0216	101
Especial/Special Com Motor Indenor	12675	117
J5	0108	100
J7 D	0216	101
J9 D	0216	101
Vários modelos com Motor Indenor	12682	117
Pioneira	Nº ZEN	Pg.
Pioneira Sisu 420DS 4 Cil	1698	111
Plymouth	Nº ZEN	Pg.
Barracuda V8 5.2L 318cid	0495	104
Barracuda V8 5.2L 5212cc 318cid	0495	104
Barracuda V8 5.6L 340cid	0495	104
Barracuda V8 5.6L 5572cc 340cid	0495	104
Barracuda V8 5.9L 5899cc 360cid	0495	104
Barracuda V8 5.9L 5900cc 360cid	0495	104
Barracuda V8 5.9L 5917cc 361cid	0495	104
Belvedere L6 3.7L 225cid	0495	104
Belvedere L6 3.7L 3687cc 225cid	0495	104
Belvedere V8 4.5L 4473cc 273cid	0495	104
Belvedere V8 5.2L 318cid	0495	104
Belvedere V8 5.2L 5212cc 318cid	0495	104
Belvedere V8 7.0L 6981cc 426cid	0495	104
Belvedere II L6 3.7L 3687cc 225cid	0495	104
Belvedere II V8 4.5L 273cid	0495	104
Belvedere II V8 5.2L 318cid	0495	104
Belvedere II V8 5.9L 361cid	0495	104
Belvedere II V8 7.0L 426cid	0495	104
Caravelle L6 3.7L 3687cc 225cid	0495	104
Caravelle V8 5.2L 318cid	0495	104
Cuda V8 5.2L 318cid	0495	104
Cuda V8 5.2L 5212cc 318cid	0495	104
Cuda V8 5.6L 340cid	0495	104
Cuda V8 5.6L 5572cc 340cid	0495	104
Duster L6 3.7L 225cid	0495	104
Duster L6 3.7L 3687cc 225cid	0495	104
Duster V8 5.2L 318cid	0495	104

Plymouth	Nº ZEN	Pg.
Duster V8 5.2L 5212cc 318cid	0495	104
Duster V8 5.9L 360cid	0495	104
Duster V8 5.9L 5899cc 360cid	0495	104
Duster V8 5.9L 5900cc 360cid	0495	104
Fleet Special L6 3.7L 3687cc 225cid	0495	104
Fleet Special V8 5.9L 5917cc 361cid	0495	104
Fury L6 3.7L 225cid	0495	104
Fury L6 3.7L 3687cc 225cid	0495	104
Fury V8 4.5L 273cid	0495	104
Fury V8 4.5L 4473cc 273cid	0495	104
Fury V8 5.2L 318cid	0495	104
Fury V8 5.2L 5212cc 318cid	0495	104
Fury V8 5.9L 361cid	0495	104
Fury V8 5.9L 5917cc 361cid	0495	104
Fury I L6 3.7L 225cid	0495	104
Fury I L6 3.7L 3687cc 225cid	0495	104
Fury I V8 5.2L 318cid	0495	104
Fury I V8 5.2L 5212cc 318cid	0495	104
Fury II L6 3.7L 225cid	0495	104
Fury II L6 3.7L 3687cc 225cid	0495	104
Fury II V8 4.5L 273cid	0495	104
Fury II V8 5.2L 318cid	0495	104
Fury II V8 5.2L 5212cc 318cid	0495	104
Fury III L6 3.7L 225cid	0495	104
Fury III L6 3.7L 3687cc 225cid	0495	104
Fury III V8 4.5L 273cid	0495	104
Fury III V8 5.2L 318cid	0495	104
Fury III V8 5.2L 5212cc 318cid	0495	104
Gran Fury L6 3.7L 3687cc 225cid	0495	104
Gran Fury V8 5.2L 318cid	0495	104
Gran Fury V8 5.2L 5211cc 318cid	0495	104
Gran Fury V8 5.2L 5212cc 318cid	0495	104
GTX V8 4.5L 4473cc 273cid	0495	104
GTX V8 5.2L 318cid	0495	104
GTX V8 5.2L 5212cc 318cid	0495	104
GTX V8 7.0L 6981cc 426cid	0495	104
PB100 L6 3.7L 3687cc 225cid VIN N	0495	104
PB100 V8 5.2L 5211cc 318cid VIN E	0495	104
PB150 L6 3.7L 3687cc 225cid VIN E	0495	104
PB150 L6 3.7L 3687cc 225cid VIN H	0495	104
PB150 V8 5.2L 5211cc 318cid VIN R	0495	104
PB150 V8 5.2L 5211cc 318cid VIN T	0495	104
PB200 L6 3.7L 3687cc 225cid VIN N	0495	104
PB200 V8 5.2L 5211cc 318cid VIN E	0495	104
PB200 V8 5.2L 5211cc 318cid VIN P	0495	104
PB200 V8 5.9L 360cid VIN T	0495	104
PB250 L6 3.7L 3687cc 225cid VIN E	0495	104
PB250 L6 3.7L 3687cc 225cid VIN H	0495	104
PB250 V8 5.2L 5211cc 318cid VIN P	0495	104
PB250 V8 5.2L 5211cc 318cid VIN R	0495	104
PB250 V8 5.2L 5211cc 318cid VIN T	0495	104
PB250 V8 5.2L 5211cc 318cid VIN U	0495	104
PB250 V8 5.9L 360cid VIN T	0495	104
PB300 V8 5.2L 5211cc 318cid VIN E	0495	104
PB300 V8 5.9L 360cid VIN T	0495	104
PB350 V8 5.2L 5211cc 318cid VIN P	0495	104
PB350 V8 5.2L 5211cc 318cid VIN R	0495	104

Plymouth	Nº ZEN	Pg.
PB350 V8 5.2L 5211cc 318cid VIN T	0495	104
PB350 V8 5.2L 5211cc 318cid VIN U	0495	104
PB350 V8 5.9L 360cid VIN 1	0495	104
PB350 V8 5.9L 360cid VIN T	0495	104
PB350 V8 5.9L 360cid VIN U	0495	104
PB350 V8 5.9L 360cid VIN W	0495	104
Roadrunner V8 5.2L 318cid	0495	104
Roadrunner V8 5.2L 5212cc 318cid	0495	104
Satellite L6 3.7L 225cid	0495	104
Satellite L6 3.7L 3687cc 225cid	0495	104
Satellite V8 4.5L 273cid	0495	104
Satellite V8 4.5L 4473cc 273cid	0495	104
Satellite V8 5.2L 318cid	0495	104
Satellite V8 5.2L 5212cc 318cid	0495	104
Satellite V8 5.9L 360cid	0495	104
Satellite V8 5.9L 5899cc 360cid	0495	104
Satellite V8 5.9L 5900cc 360cid	0495	104
Satellite V8 5.9L 5917cc 361cid	0495	104
Savoy L6 3.7L 3687cc 225cid	0495	104
Savoy V8 4.5L 4473cc 273cid	0495	104
Savoy V8 5.2L 5212cc 318cid	0495	104
Savoy V8 5.9L 5917cc 361cid	0495	104
Scamp L6 3.2L 198cid	0495	104
Scamp L6 3.2L 3254cc 198cid	0495	104
Scamp L6 3.7L 225cid	0495	104
Scamp L6 3.7L 3687cc 225cid	0495	104
Scamp V8 5.2L 318cid	0495	104
Scamp V8 5.2L 5212cc 318cid	0495	104
Trailduster L6 3.7L 3687cc 225cid	0495	104
Trailduster V8 5.2L 318cid	0495	104
Trailduster V8 5.2L 5211cc 318cid	0495	104
Trailduster V8 5.2L 5212cc 318cid	0495	104
Valiant L6 3.7L 225cid	0495	104
Valiant L6 3.7L 3687cc 225cid	0495	104
Valiant V8 5.2L 318cid	0495	104
Valiant V8 5.2L 5212cc 318cid	0495	104
Valiant V8 5.9L 360cid	0495	104
Valiant V8 5.9L 5899cc 360cid	0495	104
VIP V8 5.2L 5212cc 318cid	0495	104
Volare L6 3.7L 3687cc 225cid	0495	104
Volare V8 5.2L 318cid	0495	104

Poclain	Nº ZEN	Pg.
FC 30	0308	102
LC 80	0308	102
LY 80	0308	102
MCL 84	0308	102

Pontiac	Nº ZEN	Pg.
Sunburst L4 1.5L 1471cc 92cid	0498	104
Sunburst L4 1.5L 1471cc 92cid wo/Turbo	0498	104

Porsche	Nº ZEN	Pg.
33.1	0223	101
616	0223	101
924	0108	100

Prairie Sprayer	Nº ZEN	Pg.
4800 Sprayer Perkins Diesel	0649	105
4900 Sprayer Perkins Diesel	0649	105
Puma	Nº ZEN	Pg.
7000 série 79000 MWM 4.10T	0748	106
914 4.0	1073	108
Caminhão 900 série 914 com motor MWM 229.4	0105	100
Random	Nº ZEN	Pg.
Caminhão Florestal RK 628C-F com motor Scania DC9	1809	112
Caminhões Fora de Estrada RK- 430B, RK-430M, RK 628 C, RK 628 C-R com motores Scania DC09	1809	112
Remy	Nº ZEN	Pg.
29MT	1679	111
29MT	1805	112
38 MT	13130	115
38MT	1809	112
39 MT	13131	115
39MT	1810	112
39MT	1811	112
39MT	13117	115
39MT	13118	115
Geração II	1811	112
Geração II	13130	115
Geração II	13131	115
Geração III	1810	112
Renault	Nº ZEN	Pg.
19 1.7, 1.8	1134	109
210.20	0392	103
230.20	0392	103
230.26	0392	103
250	0392	103
7052	0028	99
Clio 1.4	1134	109
Clio F8Q 1.9 Diesel	1134	109
D17	0392	103
D20	0392	103
Express F8Q 1.9 Diesel	1134	109
Megane 2.0	1134	109
P1000	0108	100
P2000	0108	100
R14GTL-GTS	0108	100
R18	0108	100
R18 turbo	0108	100
R19 F8Q 1.9 Diesel	1134	109
R20	0108	100
R30	0108	100
Trafic	0108	100
Trator R7201	0217	101
Trator R85	0217	101
Trator R87	0217	101
Renault Agri	Nº ZEN	Pg.
70-12 SP Perkins 4.236	1616	110
70-14 SP Perkins 4.236	1616	110
70-32 PA/PE/PS/PX Perkins 4.236	1616	110

Renault Agri	Nº ZEN	Pg.
70-34 PA/PE/PS/PX Perkins 4.236	1616	110
701-4F Perkins 4.236	1616	110
80-12 SP Perkins 4.248	1616	110
80-14 SP Perkins 4.248	1616	110
80-32 PA/PE/PS/PX Perkins 4.248	1616	110
80-34 PA/PE/PS/PX Perkins 4.248	1616	110
Ceres 75 2X4/4X4 Perkins 4.236	1616	110
Ceres 75X 2X4/4X4 Perkins 4.236	1616	110
R 7221	0216	101
Ruggerini	Nº ZEN	Pg.
RD 210-211-218	1065	108
Same	Nº ZEN	Pg.
Caminhões	0378	103
Especial/Special	1073	108
Trator Aurora 45	1951	113
Tratores	0378	103
Tratores Antares 110 - 130	1951	113
Sampo Rosenlew	Nº ZEN	Pg.
3065L Sisu Diesel 44DT 4 Cil	1698	111
SR 2035 4 cil	1600	110
SR 2045 4 cil Turbo	1600	110
SR 2055 6 cil	1600	110
SR 2065 6 cil Turbo	1600	110
SR 2075 TS 6 cil Turbo	1600	110
SR 2085 TS 6 cil Turbo	1600	110
SR 3045 620DSEL 6.6	1600	110
SR 3065 620DSBAEL 6.6	1600	110
SR1046X Sisu Diesel 44DT 4 Cil	1698	111
SR1066 Sisu Diesel 44DT 4 Cil	1698	111
SR3045C Sisu Diesel 44DT 4 Cil	1698	111
SR3085L TS Sisu Diesel 44DT 4 Cil	1698	111
Sandvik	Nº ZEN	Pg.
Equipamento de Construção DS310	1898	113
Scania	Nº ZEN	Pg.
50	0367	103
80	0367	103
81	0367	103
82	0367	103
85	0367	103
86	0367	103
92	0367	103
93230	0367	103
93250	0367	103
93280	0367	103
Caminhão 140	0087	114
Caminhão 140 Super	0087	114
Caminhão 141 Super	0087	114
Caminhão 145	0087	114
Caminhão 145	0122	116
Caminhão 145	0133	100
Caminhão BR145	0087	114
Caminhão BR145	0122	116
Caminhão BR145	0133	100
Caminhão CR145L	0087	114

Scania	Nº ZEN	Pg.
Caminhão CR145L	0122	116
Caminhão CR145L	0133	100
Caminhão CR145T	0087	114
Caminhão CR145T	0122	116
Caminhão CR145T	0133	100
Caminhão CR145X	0087	114
Caminhão CR145X	0122	116
Caminhão CR145X	0133	100
Caminhão DSI14	0087	114
Caminhão DSI14	0122	116
Caminhão DSI14	0133	100
Caminhão L D11	0122	116
Caminhão L DS11	0122	116
Caminhão L D11	0133	100
Caminhão L DS11	0133	100
Caminhão L101	0087	114
Caminhão L142	0087	114
Caminhão LK 140 DS14	0122	116
Caminhão LK 141 DS14	0122	116
Caminhão LK 142 DS14	0122	116
Caminhão LK140	0087	114
Caminhão LK141	0087	114
Caminhão LK142	0087	114
Caminhão LKS 140 DS14	0122	116
Caminhão LKS 141 DS14	0122	116
Caminhão LKS 142 DS14	0122	116
Caminhão LKS140	0087	114
Caminhão LKS141	0087	114
Caminhão LKS142	0087	114
Caminhão LS D11	0122	116
Caminhão LS DS11	0122	116
Caminhão LS D11	0133	100
Caminhão LS DS11	0133	100
Caminhão LT 110 D11	0122	116
Caminhão LT 110 D11	0133	100
Caminhão LT 110S DS11	0122	116
Caminhão LT 110S DS11	0133	100
Caminhão P93H	0367	103
Caminhão P94	0367	103
Caminhão R 112-310 HW, EW DS11	0122	116
Caminhão R 112 DN11, DS11, DSC11	0122	116
Caminhão R 112-360 HW, EW DSC11	0122	116
Caminhão R 142 DS14, DSC14	0122	116
Caminhão R 142-210 HW, EW DSC14	0122	116
Caminhão R142	0087	114
Caminhão R142-410	0087	114
Caminhão T 112-310 HW, EW DS11	0122	116
Caminhão T 112 DN11, DS11, DSC11	0122	116
Caminhão T 112-360 HW, EW DSC11	0122	116
Caminhão T 142 DS14, DSC14	0122	116
Caminhão T 142-210 HW, EW DSC14	0122	116
Caminhão T142	0087	114
Caminhão T142-410	0087	114
Caminhões	0378	103
Chassi p/ ônibus K112	0122	116
Chassi p/ ônibus K112	0133	100
Chassi p/ ônibus K112, S112	0087	114

Scania	Nº ZEN	Pg.
Chassi p/ ônibus S112	0122	116
Chassi p/ ônibus S112	0133	100
Chassi p/ ônibusBR116S	0133	100
DS11 R82A marítimo com turbo compressor Holset 4 LE	0036	114
Modelo: P 380 com motor DC 12 Euro 5	1809	112
Modelo: P 420 com motor DC 12 Euro 3	1809	112
Modelo: P 420 com motor DC 12 Euro 5	1809	112
Modelo: P 420 DT 12 com motor Euro 4	1809	112
Modelo: P 470 com motor DT 12 Euro 3	1809	112
Modelo: P 480 com motor DT 12 Euro 4	1809	112
Modelo: R 380 com motor DC 12 Euro 5	1809	112
Modelo: R 420 com motor DC 12 Euro 3	1809	112
Modelo: R 420 com motor DC 12 Euro 5	1809	112
Modelo: R 420 com motor DT 12 Euro 4	1809	112
Modelo: R 470 com motor DT 12 Euro 3	1809	112
Modelo: R 470 com motor DT 12 Euro 4	1809	112
Modelo: R 480 com motor DT 12 Euro 4	1809	112
Modelo: T 420 com motor DC 12 Euro 3	1809	112
Modelo: T 420 com motor DT 12 Euro 4	1809	112
Modelo: T 470 com motor DT 12 Euro 3	1809	112
Modelos: P 230, P 270, P 310 com motor DC 09 Euro 3	1809	112
Modelos: P 230, P 270, P 310 com motor DC 09 Euro 4	1809	112
Modelos: P 340, P 380 com motor DC 11 Euro 3	1809	112
Modelos: P 340, P 380 com motor DC 12 Euro 4	1809	112
Modelos: R 230, R 270, R 310 com motor DC 09 Euro 3	1809	112
Modelos: R 230, R 270, R 310 com motor DC 09 Euro 4	1809	112
Modelos: R 340, R 380 com motor DC 11 Euro 3	1809	112
Modelos: R 340, R 380 com motor DC 12 Euro 4	1809	112
Modelos: T 340, T 380 com motor DC 11 Euro 3	1809	112
Motor D11 marítimo ED	0036	114
Motor D11 R81 marítimo ED	0036	114
Motor DN11 industrial e marítimo	0133	100
Motor DN11 industrial, gerador e marítimo	0122	116
Motor DS11 industrial e marítimo	0133	100
Motor DS11 industrial, gerador e marítimo	0122	116
Motor DS14 industrial e marítimo	0133	100
Motor DS14 industrial, gerador e marítimo	0122	116
Motor DSI11 R82A	0036	114
Motor p/ gerador e industrial DN11	0122	116
Ônibus B115	0036	114
Ônibus B115	0121	116
Ônibus BR110	0036	114
Ônibus BR110	0121	116
Ônibus BR115	0087	114
Ônibus BR115	0122	116
Ônibus BR115	0133	100
Ônibus BR115S	0036	114
Ônibus BR115S	0087	114
Ônibus BR115S	0121	116
Ônibus BR115S	0122	116
Ônibus BR115S	0133	100
Ônibus BR116	0087	114
Ônibus BR116	0122	116
Ônibus BR116	0133	100
Ônibus BR116S	0087	114
Ônibus BR116S	0122	116
Ônibus BR116S	0133	100



Scania	Nº ZEN	Pg.
Ônibus F94	0367	103
Ônibus L94	0367	103
P, R 124/400	0367	103
P,R 124/360	0367	103
P,R 124/420	0367	103
Plataforma p/ ônibus S112 DN11, DS11	0122	116
R 164/480	0367	103
R 164/580	0367	103
Tratores	0378	103
Schaeffer	Nº ZEN	Pg.
Carregadeira 5680Z	1898	113
Carregadeira 6680Z	1898	113
Carregadeira 8600Z	1898	113
Seat	Nº ZEN	Pg.
Alhambra 1.9 TDI	1655	111
Cupra 4	1655	111
Lean 1.8	1655	111
Lean 2.8 V6	1655	111
Sisu Diesel	Nº ZEN	Pg.
4.9 CWA 4 Cil 175HP 4.9	1698	111
444CTA 4 Cil	1698	111
84 CTA-4V SCR 8.4	1698	111
Skoda	Nº ZEN	Pg.
Super B 2.5 TDI	1631	110
SLC	Nº ZEN	Pg.
7700 Turbo	1073	108
D 229-3, D 229-4, D 229-6, TBD 229-EC-6, TD 229-6	1076	108
Steyr Puch	Nº ZEN	Pg.
1000	0308	102
1200	0308	102
586	0308	102
590	0308	102
650A	0316	102
690	0308	102
760A	0316	102
Tratores 288 - 290 - 406 - 50 - 650 2 658 - 760 - 768 - 988	1951	113
Still	Nº ZEN	Pg.
Especial/Special	1071	108
Styer Puch	Nº ZEN	Pg.
Especial/Special	1071	108
Suzuki	Nº ZEN	Pg.
Samurai Gasolina	0352	102
Samurai	0450	103
Sidekick	0450	103
Sidekick	0595	105
SJ 410	0450	103
SJ 413	0450	103
Vitara 1.6 16V	0450	103
Vitara	0595	105
Vitara	1030	108

TCM Equipment Ag	Nº ZEN	Pg.
37 MT Séries DD Starters	1013	108
Caterpillar Facet 1006L	0555	104
Caterpillar Facet	0556	104
Forklift SD25Z1	0376	103
Lift Trucks FHG20N H25	1592	109
Lift Trucks FHG20N Z24	1592	109
Lift Trucks FHG25N H25	1592	109
Lift Trucks FHG25N Z24	1592	109
Lift Trucks FHG30N H25	1592	109
Lift Trucks FHG30N Z24	1592	109
Lifts Trucks Fhg 20N Z24 Engine	9495	114
Motores 28MT 12/24V	1112	108
Série 28MT 12/12V	0722	106
Série 28MT 12/24V C/ Motor OM904, OM906, OM924, OM926	0985	108
Série 37MT 12/24V	0625	105
Série 37MT 12/24V (MB, VW, Ford).	0624	105
Série 40MT	0879	107
Série 42 MT 12/24V	0930	107
Série 42 MT 12/24V	1210	109
Série 42MT 24V Allis Chalmer	0188	101
Série 42MT 12/24V	0879	107
Série 42MT 12/24V	0914	107
Série 42MT 24V com motor Detroit	0182	101
Série 50 MT 12/24V	1210	109
Série 50MT 12/24V	0879	107
Série 50MT 12/24V	0914	107
Série 50MT 12/24V	0930	107
TCM Equipment Lift Truck	Nº ZEN	Pg.
FD100Z 6BD1 Motor 0000	0894	107
FD35Z 6BB1 Motor 0000	0894	107
FD35Z5 Isuzu D500 0000	0894	107
FD38Z 6BB1 Motor 0000	0894	107
FD38Z Isuzu D500 0000	0894	107
FD40Z 6BB1 Motor 0000	0894	107
FD40Z2 Isuzu D500 0000	0894	107
FD45Z 6BB1 Motor 0000	0894	107
FD50Z 6BB1 Motor 0000	0894	107
FD50Z6 Isuzu D500 0000	0894	107
FD60Z 6BB1 Motor 0000	0894	107
FD60Z5 Isuzu D500 0000	0894	107
FD70Z 6BB1 Motor 0000	0894	107
FD70Z2 Isuzu D500 0000	0894	107
FD80Z7 6BD1 Motor 0000	0894	107
Various Models 4XC1 Engine	0498	104
Teledyne	Nº ZEN	Pg.
F163 0000	0567	104
F227 0000	0567	104
F245 0000	0567	104
F4	0567	104
F6	0567	104
TC56	0567	104
Y112	0567	104
Terex	Nº ZEN	Pg.
Empilhadeira GEP 23	13131	115

Terex	Nº ZEN	Pg.
Escavadeira TL80EX TC85	1898	113
Timberjack	Nº ZEN	Pg.
608, 608 Harvester - Ciber Vibrador	0722	106
Toyota	Nº ZEN	Pg.
2S	0947	107
2S	1722	111
2S - 2Y - 3Y - 4Y	9186	114
2Y	0947	107
2Y 2.2	0947	107
2Y	1722	111
2Y 2.2	1722	111
3Y	0947	107
3Y	1722	111
Bandeirante MBB-OM314	0034	99
Bandeirante MBB-OM 314	0105	100
Bandeirante (MBB-OM 314)	1364	109
Bandeirantes OM 364	1638	110
Camry	0947	107
Camry	1722	111
Camry 1.8 - 2.0	9186	114
Carina 1.9L 1858cc 113cid	0353	102
Carina	0947	107
Carina	1722	111
Carina II 1.8 - 2.0	9186	114
Celica	0947	107
Celica	1722	111
Celica L4 1.9L 1858cc 113cid	0353	102
Celica L4 1.9L 1898cc	0353	102
Celica L4 2.0L 1968cc	0353	102
Celica L4 2.0L 1968cc 120cid	0353	102
Celica L4 2.2L 2189cc	0353	102
Corolla 1.9L 1858cc	0353	102
Corolla	0498	104
Corolla	0818	106
Corolla	0947	107
Corolla	1722	111
Corolla 1.8 - 2.0	9186	114
Corona L4	0353	102
Corona L4 1.9L 1897cc 116cid	0353	102
Corona L4 1.9L 1898cc	0353	102
Corona L4 2.0L 1968cc	0353	102
Corona L4 2.0L 1968cc 120cid	0353	102
Corona L4 2.2L 2189cc	0353	102
Crown	0353	102
Dyna	0947	107
Dyna	1722	111
Especial/Special	0376	103
Europe Car Celica 2000	0353	102
Europe Car Corona 1500	0353	102
Europe Car Corona 1600	0353	102
Europe Car Corona 1700	0353	102
Europe Car Corona 1800	0353	102
Europe Car Corona 1900	0353	102
Europe Car Corona 2000	0353	102
FJ 60	0353	102
Hiace 2000	0353	102

Toyota	Nº ZEN	Pg.
Hilux	0947	107
Hilux	1722	111
Hilux 2000	0353	102
JR 7	0947	107
JR 7	1722	111
Land Cruiser 4.7	0818	106
MR 2	0947	107
MR 2	1722	111
MR2	9186	114
Pick Up L4 2.0L 1968cc	0353	102
Sprinter 1.3L 1290cc	0353	102
Starlet	0498	104
Starlet L4 1.5L 1452cc	0353	102
Tacoma	0818	106
Tercel	0947	107
Tercel	1722	111
Tercel 1300	0353	102
Tercel 1500	0353	102
Tercel L4 1.5L 1452cc 3AC	0353	102
Tercel L4 1.5L 1456cc 3E	0353	102
Tercel L4 1.9L 1858cc 113cid	0353	102
Truck Pick Up L4	0353	102
Truck Pick Up L4 1.9L 1858cc	0353	102
Truck Pick Up L4 1.9L 1897cc 116cid	0353	102
Truck Pick Up L4 1.9L 1898cc	0353	102
Truck Pick Up L4 2.0L 1968cc 120cid	0353	102
Truck Pick Up L4 2.2L 2189cc	0353	102
Tramontini	Nº ZEN	Pg.
Trator T3230-2 1.8 32CV	1929	113
Trator T3230-4 1.8 32CV	1929	113
Trator T5045-2 2.5 50CV	1929	113
Trator T5045-4 2.5 50CV	1929	113
Trator T3230 4 Série Brasil	1633	110
Trator T5045 4 Série Brasil	1633	110
Tratores Tramontini	1744	112
Tratores Tramontini TR18	1753	112
Troller	Nº ZEN	Pg.
T4	1635	110
Universal	Nº ZEN	Pg.
Engine Marine 5421 Kubota D850 21 HP, 3 cil Dsl	0353	102
Engine Marine M25 Kubota D850 21 HP, 3 cil Dsl	0353	102
Engine Marine M25 XP Kubota D950 23HP, 3 cil Dsl	0353	102
Engine Marine M25 XPA Kubota D950 23HP, 3 cil Dsl	0353	102
Ursus	Nº ZEN	Pg.
C-330M/335 S312C	1600	110
C-360 S4003	1600	110
Valmet	Nº ZEN	Pg.
10	0028	99
101	0366	103
102	0366	103
103	0366	103
103 104SU	0312	102
104SU	0366	103
1051	0312	102

Valmet	Nº ZEN	Pg.
1051	0366	103
1052	0312	102
1052	0366	103
1053	0312	102
1053	0366	103
1054	0312	102
1054SU	0366	103
1056SU	0312	102
1056SV	0312	102
11	0028	99
110 225-6 5.7	1073	108
110ID MWM-D 225-6	0028	99
110ID Com Motor MWM D 225-3, 4, 6	1076	108
110ID	1364	109
110KVA	0087	114
112	0366	103
112 113DAN	0312	102
113DAN	0366	103
115KVA	0087	114
118	1364	109
118 D229-6 5.9	1073	108
118 PID A 229-6 TV Alc. 5.9	1073	108
12.5	0366	103
125KVA	0087	114
128	1364	109
128 4X4 D 229-6 VS	1073	108
128 4X4 PID A 229-6 Alcool	1073	108
128 D229-6 VS 5.9	1073	108
138	1364	109
138/4 Turbo	1364	109
148	1364	109
15	0028	99
15	0366	103
150KVA (V1308)	0087	114
18	0366	103
195	0366	103
198	0366	103
20	0366	103
20KVA	0447	103
22	0028	99
24	0366	103
25	0366	103
295	0366	103
298	0366	103
30	0028	99
30	0366	103
32.5	0366	103
35	0028	99
395SV	0312	102
395SV	0366	103
50DA	0028	99
62ID MWM-D 225-3	0028	99
62ID Com Motor MWM D 225-3, 4, 6	1076	108
65ID MWM-D 225-3	0028	99
65ID Com Motor MWM D 225-3, 4, 6	1076	108
68	0028	99
68 Cafeeiro	0028	99

Valmet	Nº ZEN	Pg.
68 Especial MWM-D 229-3	0028	99
685 Com Motor MWM D 225-3, 4, 6	1076	108
78	1364	109
85ID MWM-D 229-3	0028	99
85ID Com Motor MWM D 225-3, 4, 6	1076	108
85ID	1364	109
88	1364	109
880	1364	109
885	0392	103
980	1364	109
A 75N/A75L 33 DTA 3.3	1701	111
A 85N/A85L 44DT/33DTA 4.4	1701	111
A 95N/A95L 44DT/33DTA 4.4	1701	111
Especial/Special	0485	104
HR392A	0447	103
HR488 HT2	0366	103
HR488H	0447	103
HR488HT	0447	103
HR488HTA	0447	103
HR492A	0447	103
HR492AT	0378	103
HR492HT	0447	103
HR688H	0378	103
HR688H	0392	103
HR688HT	0378	103
HR688HT	0392	103
HR692HT	0378	103
HT9	0447	103
T1054SU	0366	103
Trator MWM 3, 4 e 6 cil	0085	100
Trator	1059	108
Trator	1224	109
Trator 110ID	0105	100
Trator 118	0105	100
Trator 1180	0557	104
Trator 1180S com motor Valtra (importado)	0392	103
Trator 128	0105	100
Trator 1280	0557	104
Trator 138	0105	100
Trator 138/4 turbo	0105	100
Trator 1380S com motor Valtra (importado)	0392	103
Trator 148	0105	100
Trator 1680S com motor Valtra (importado)	0392	103
Trator 68	0496	104
Trator 68 Cafeeiro	0496	104
Trator 68 Especial	0496	104
Trator 78	0105	100
Trator 85ID	0105	100
Trator 88	0105	100
Trator 880	0105	100
Trator 885	0557	104
Trator 885S com motor Valtra (importado)	0392	103
Trator 980	0105	100
Trator 985	0378	103
Trator 985	0557	104
Trator 985S com motor Valtra (importado)	0392	103
Trator Série 1180 com motor Cummins 6B 5.9	0497	104

Valmet	Nº ZEN	Pg.
Valtra	1060	108
Valtra 785	1073	108
Zetor	0902	107
Valtra	Nº ZEN	Pg.
255 320D	1600	110
355 320D	1600	110
365S 320DS Turbo	1600	110
44 DT, ETA, EWA, DW 4.4	1698	111
455 320DS Turbo	1600	110
465 320DS Turbo	1600	110
504 310B 2.7	1600	110
565 320DS Turbo	1600	110
604 311C/CS 3.3	1600	110
6100 320DS Turbo	1600	110
6200 44DT 4.4	1698	111
620DSBIE 7.4	1600	110
6250 Hi 44DT 4.4	1698	111
6300 420 4.4	1600	110
6300 44DT 4.4	1698	111
6350 Hi 44DT 4.4	1698	111
6400 420DS/DW	1600	110
6400 44ET 4.4	1698	111
6550 Hi 44ET 4.4	1698	111
66 ETA 6.6	1698	111
6600 320DS Turbo/420DS	1600	110
665S 420D	1600	110
6750 420DWRIE 4.4	1600	110
6800 420DWI	1600	110
685	1699	111
6850 420DWRIE 4.4	1600	110
6850 Hi 44EWI 4.4	1698	111
685ATS	1699	111
6900	1698	111
74 ETA 8.4	1698	111
800	1600	110
8000 620D	1600	110
805	1600	110
805-4 TD44DS8(411DS8) 4.4	1600	110
8050	1600	110
8050 620 DS 6.6	1600	110
8100	1600	110
8150	1600	110
8200	1600	110
8350 620DSI	1600	110
84 ETA, DTA 8.4	1698	111
8400	1600	110
8400 620DS Turbo	1600	110
8450 620 DWRE 6.6	1600	110
8450 620DS Turbo	1600	110
8550 634DSRE 7.4	1600	110
8550,875 634DS Turbo	1600	110
865 420DS Turbo	1600	110
8950 634DSBIE	1600	110
900 420DSRE 4.4	1600	110
A650 Sisu 320D 3 Cil	1701	111
A750 Sisu 320DS 3 Cil	1701	111

Valtra	Nº ZEN	Pg.
A750L Sisu 420D 4 Cil	1698	111
A850 Sisu 320DS 3 Cil	1701	111
A85N/A85L 44DT 4.4	1698	111
A950 Sisu 420DS 4 Cil	1698	111
A95N/A95L 44DT 4.4	1698	111
A990 Sisu 420DS 4 Cil	1698	111
All Models	1600	110
BC4500 Sisu 620DS 6 Cil	1698	111
BF65 Sisu 320D 3 Cil	1701	111
BF75 Sisu 320DS 3 Cil	1701	111
BH145 Sisu 620DS 6 Cil	1698	111
BH165 Sisu 620DS 6 Cil	1698	111
BH180 Sisu 620DS 6 Cil	1698	111
BH180i Sisu 620DSA 6 Cil	1698	111
BH205i Sisu 620DSA 6 Cil	1698	111
BM100 Sisu 420DS 4 Cil	1698	111
BM110 Sisu 420DS 4 Cil	1698	111
BM125i Sisu 420DSA 4 Cil	1698	111
BT150 Sisu 620DS 6 Cil	1698	111
BT170 Sisu 620DS 6 Cil	1698	111
BT190 Sisu 620DSA 6 Cil	1698	111
BT210 Sisu 620DSA 6 Cil	1698	111
C100 420DS Turbo	1600	110
C15,C20 420DS	1600	110
C200 420DS	1600	110
Mega 8050 620D	1600	110
Mega 8150 620D	1600	110
Mega 8550 620DS	1600	110
Mega 8750 634 DA, DS	1600	110
Motores M100R	1726	112
S260 645DSBAE 8.4	1600	110
S280 84ETA 8.4	1698	111
Trator	1678	111
Trator	1726	112
X120 420DWRIE 4.4	1600	110
Vauxhall	Nº ZEN	Pg.
Astra F Estate 1.7L T DSL	1556	109
Vectra B 1.7L T DSL	1556	109
VM	Nº ZEN	Pg.
DM 188	1065	108
Volkswagen	Nº ZEN	Pg.
11130	1073	108
13130	1073	108
16200 motor cummins	0497	104
17210	1090	108
6.80 com motor Perkins	0024	99
6.90	1073	108
7.90	1073	108
7110	1073	108
Bora 1.9 TDI	1655	111
Caminhão MWM X10	0748	106
Caminhão 13.210 Cummins 6 cil Turbo	0625	105
Caminhão 13.210 Cummins 6 cil Turbo	1190	109
Caminhão 13180 MWM	1090	108
Caminhão 14.210 Cummins 6 cil Turbo	0625	105

Volkswagen	Nº ZEN	Pg.
Caminhão 14.210 Cummins 6 cil Turbo	1190	109
Caminhão 14170 CUM-6 CT 8,3lts (Eq. primario)	1190	109
Caminhão 14210 CUM-6 CT 8,3lts (Eq. primario)	1190	109
Caminhão 15-160	12682	117
Caminhão 16170 CUM-6 CT 8,3lts (Eq. primario)	1190	109
Caminhão 16210H turbo Charger CUM-6 CT 8,3lts (Eq. primario)	1190	109
Caminhão 16220H turbo Charger CUM-6 CT 8,3lts (Eq. primario)	1190	109
Caminhão 22.210 Cummins 6 cil Turbo	0625	105
Caminhão 22.210 Cummins 6cil. Turbo	1190	109
Caminhão 24220 CUM-6 CT 8,3lts (Eq. primario)	1190	109
Caminhão 6.80 Perkins	1359	109
Caminhão Constellation 24.250	1604	110
Caminhão P100501, P100502 Cummins série C - 12/24V 12D	0624	105
Caminhão VW11.130	0105	100
Caminhão VW13.130	0105	100
Caminhão VW14.170	0089	114
Caminhão VW14.170	0122	116
Caminhão VW14.170	0133	100
Caminhão VW14.210	0089	114
Caminhão VW14.210	0122	116
Caminhão VW14.210	0133	100
Caminhão VW16.170	0089	114
Caminhão VW16.170	0122	116
Caminhão VW16.170	0133	100
Caminhão VW16.210	0089	114
Caminhão VW16.210	0122	116
Caminhão VW16.210	0133	100
Caminhão VW6.90	0105	100
Caminhão VW7.110S	0105	100
Caminhão VW7.90S	0105	100
Caminhões 17-220, 17-310, 23-210, 23-220, 23-310, 24-220, 26-220, 26-260, 26-310 com motor Cummins 6CTAA 8.3 litros	1809	112
Caminhões 17-250E, 24-250E Com Motor Cummins ISB 4 e 6 cil	1679	111
Caminhões 17-250E, 24-250E Com Motor Cummins ISB 4 e 6 cil	1805	112
Caminhões 17220, 17310, 23210, 23220, 23310, 24220, 26220, 26260, 26310 com motor Cummins 6CTAA 8.3 litros	13130	115
Caminhões 18-310, 19-320, 31-320	1809	112
Caminhões 18.310 Titan Tractor	1809	112
Caminhões 31-370, 25-370, 19-370 com motor 9,3 litros internacional	1809	112
Caminhões 31370, 25370, 19370 com motor 9,3 litros internacional e 18310, 19320, 31320	13130	115
Caminhões 8-150 Eletr Delivery Puls, 9-150E, 10-150E, 13-180E, 15-190E	1679	111
Caminhões 8-150 Eletr Delivery Puls, 9-150E, 10-150E, 13-180E, 15-190E	1805	112
Caminhões 9-150 Eletr Delivery Com Motor Cummins	1679	111
Caminhões 9-150 Eletr Delivery Com Motor Cummins	1805	112
Caminhões constellation 13-180, 15-180, 17-260, 26-260E, 31-260E Motor MWM Eletrônico 4 e 6 Cilindros	1679	111
Caminhões constellation 13-180, 15-180, 17-260, 26-260E, 31-260E Motor MWM Eletrônico 4 e 6 Cilindros	1805	112

Volkswagen	Nº ZEN	Pg.
Caminhões Worker 8-120 EuroII e III. 13-180 Euro II e III, 15-180 Euro III.17-18 Motor MWM 4 e 6 cilindros	1679	111
Caminhões Worker 8-120 EuroII e III. 13-180 Euro II e III, 15-180 Euro III.17-18 Motor MWM 4 e 6 cilindros	1805	112
Caravelle 2.5 e 2.8 TDI	1655	111
Chassi VW7.90CE	0105	100
Chassi VW7.90CO	0105	100
Chassi VW7.90S	0105	100
Chassi VW7.90S, VW7.90CE, VW7.90CO	1364	109
Constellation com motor Cummins ISC 8,3 litros	13130	115
Delivery 5.150, 8.160 e 9.160 3.8L Com Motor Cummins ISF (Euro V)	1679	111
Delivery 5.150, 8.160 e 9.160 3.8L Com Motor Cummins ISF (Euro V)	1805	112
Gol 1.0i	0108	100
Gol 1.6	0108	100
Gol 1.8i	0108	100
Golf 1.9 TDI	1655	111
HR 688 H	0316	102
HR 688 HT	0316	102
Kombi com motor Passat diesel	0348	102
LT 28	0108	100
LT 31	0108	100
LT 35	0108	100
LT 40	0108	100
LT 45	0108	100
LT28	0378	103
LT28	0392	103
LT31	0378	103
LT31	0392	103
LT35	0392	103
LT35D	0378	103
Ônibus	0748	106
Ônibus Cummins 6B Eletrônico 5.9	1604	110
Ônibus 17-230EOD/V-tronic e 17-260EOD/ V-tronic Motor MWM Eletrônico 4 e 6 Cilindros com Transmissão ZF	1679	111
Ônibus 17-230EOD/V-tronic e 17-260EOD/ V-tronic Motor MWM Eletrônico 4 e 6 Cilindros com Transmissão ZF	1805	112
Ônibus 17-320 E, 18-320 EVO, 19-360 E, 24-320E, 25-320E, 25-370E, 25-400E Todos com motor Cummins	1809	112
Ônibus 19320EOT - Quéops evolution com motor Cummins ISC 8,3 litros	13130	115
Ônibus 19320EOT Quéops evolution com motor Cummins ISC 8,3 litros	1809	112
Ônibus 8-150 ODC / FEB, 9-150 ODC Com Motor Cummins ISB 4 e 6 cil	1679	111
Ônibus 8-150 ODC / FEB, 9-150 ODC Com Motor Cummins ISB 4 e 6 cil	1805	112
Ônibus 8.120 OD Euro II e III Motor MWM 4 cilindros	1679	111
Ônibus 8.120 OD Euro II e III Motor MWM 4 cilindros	1805	112
Parati GLS	0108	100
Passat 2.5 TDI	1631	110
Passat GTS Pointer 1.8 5cil. a álcool	0108	100
Quantum 1.8 e 2.0 CL, GL, GLS	0108	100
Santana 1.8 e 2.0 CL, GL, GLS	0108	100
Saveiro 1.8 álcool e gasolina	0108	100
Saveiro Diesel	0348	102
Senda Diesel	0348	102
Sharan 1.9 TDI	1655	111

Volkswagen	Nº ZEN	Pg.
Syncro 4 Motion	1631	110
Titan Cummins C	1603	110
Titan Tractor com motor Cummins ISC 8,3 litros	13130	115
Titan Tractor e constellation com motor Cummins ISC 8,3 litros	1809	112
Volks Bus MWM	0748	106
Voyage GLS 1.8 álcool e gasolina	0108	100
VW11.130	1364	109
VW11130	0085	100
VW13.130	1364	109
VW13130	0085	100
VW6.90	1364	109
VW7.110S	1364	109
VW7.90S	1364	109
Worker Cummins	1603	110

Volvo	Nº ZEN	Pg.
106SU MH 11	0367	103
114 Dan	0367	103
1154 Dans	0367	103
1154M 12.8	0367	103
1156 Dans	0367	103
1156M 12.8	0367	103
116 Dan	0367	103
140	0108	100
142	0108	100
144	0108	100
160	0108	100
164	0108	100
240	0108	100
340	0108	100
360	0108	100
406	0118	100
407	0118	100
50KVA	0367	103
70KVA	0367	103
760	0108	100
B6 série DR860-861	0367	103
Caminhão 210	0133	100
Caminhão 59	0087	114
Caminhão B10M	0087	114
Caminhão B58	0087	114
Caminhão F10	0087	114
Caminhão F88	0087	114
Caminhão FB88	0087	114
Caminhão G88.T	0087	114
Caminhão N	0087	114
Caminhão N10	0087	114
Caminhão N10	0122	116
Caminhão N10	0133	100
Caminhão N12	0087	114
Caminhão N12	0122	116
Caminhão N12	0133	100
Caminhão NB88TS	0087	114
Caminhão NL10	0133	100
Caminhão NL10 210	0122	116
Caminhão NL10 340	0122	116

Volvo	Nº ZEN	Pg.
Caminhão NL10-340	0133	100
Caminhão NL10210	0087	114
Caminhão NL10340	0087	114
Caminhão NL12 400	0122	116
Caminhão NL12400	0087	114
Caminhão NL2-400	0133	100
Caminhão R	0087	114
Caminhão T	0087	114
Caminhões FH12 e NH12. Substitui Melco	1809	112
Caminhões VHD com motor Cummins ISX	1811	112
Caminhões VHD com motor D12	1811	112
Caminhões VHD com motor 13L	13118	115
Caminhões VHD com motor 13L. Com motor Volvo D13	1811	112
Caminhões VHD com motor Cummins ISX	1810	112
Caminhões VHD com motor D12	1810	112
Caminhões VHD com motor D12	13118	115
Caminhões VN com motor 13L	1811	112
Caminhões VN com motor Cummins ISX	1811	112
Caminhões VN com motor D12	1811	112
Caminhões VN com motor 11L. Caminhões VHD com motor 11L. Motor Volvo D11	1811	112
Caminhões VN com motor 13L	13118	115
Caminhões VN com motor 16L. Caminhões VHD com motor 16L. Com motor Volvo D16	1811	112
Caminhões VN com motor Cummins ISX	1810	112
Caminhões VN com motor D12	1810	112
Caminhões VN com motor D12	13118	115
Chassi p/ ônibus B10M	0087	114
Chassi p/ ônibus B10M	0122	116
Chassi p/ ônibus B10M	0133	100
Chassi p/ ônibus B58E	0087	114
Chassi p/ ônibus B58E	0122	116
Chassi p/ ônibus B58E	0133	100
DR860	0035	114
DR860T	0035	114
Especial/Special	0302	102
F2250	0418	103
F406	0418	103
F407	0418	103
F82	0118	100
F83S	0118	100
F84	0367	103
F85	0367	103
F86	0367	103
F87	0367	103
FH e NH 12	13130	115
FH12	0089	114
FL4 série	0367	103
FL7	0089	114
FM12	0089	114
FS7	0089	114
LM1240	0035	114
LM1240	0367	103
LM641	0367	103
LM840	0035	114
LM841	0367	103
LM845	0367	103

Volvo	Nº ZEN	Pg.
LM846	0367	103
Motor Cummins ISX	1810	112
Motor D12	1810	112
Motor D12	1811	112
Motor D12Substitui Mitsubishi VV0279, 20430285, 85103338, M009T70279 e 20520903	1811	112
Motor Estacionário com motor Indenor XDP 4.90 e 6.90	0216	101
Motor Marine com motor Indenor XDP 4.90 e 6.90	0216	101
Prestolite MS2-500, MS2-501, MS2-502, MS2-503, MS2-504, MS2-507, MS2-510, MS2-51	1811	112
Prestolite MS2-500, MS2-502, MS2-503, MS2-504, MS2-507, MS2-509, MS2-511	1811	112
S950	0035	114
SM868	0035	114
SM880	0367	103
Substitui Mitsubishi 428000-4430, 428000-4440	1811	112
Substitui Mitsubishi 8MJ5439M, MK0077, 009T70077, 8MJ4298AM, VV0776 e VV0977. De	1811	112
Substitui Mitsubishi IN0976, FL0579, FL0975, FL0777, M009T70579, MIB97059, MIB70	1811	112
Substitui Mitsubishi VV1076 Motor Cummins ISX	1811	112
Substitui Mitsubishi VV1979	1811	112
Substitui Mitsubishi VV2079	1811	112
T650	0367	103
T800	0035	114
T800	0367	103
T810	0367	103
T814	0035	114
T814	0367	103
VHK116	0035	114
VHK118	0035	114
VHK118	0367	103
VHK310	0035	114
VM 210, 260, 310 Com Motores MWM 4.12TCE e 6.12TCE	1679	111
VM 210, 260, 310 Com Motores MWM 4.12TCE e 6.12TCE	1805	112
Volvo Penta	Nº ZEN	Pg.
Motor Náutico T5D5A 150HP	1751	112
Waukesha	Nº ZEN	Pg.
Especial/Special	0626	105
Westerbeke	Nº ZEN	Pg.
108B Six 6 cil Diesel	0649	105
108C Six 6 cil, 247ci 4.1L Diesel	0649	105
16.0 BED 4 cil Diesel	0649	105
64A Four 4 cil, 182ci 3.0L Diesel	0649	105
71C Four 4 cil, 154ci 2.5L Diesel	0649	105
82B Four 4 cil, 182ci 3.0L Diesel	0649	105
90A Four 4 cil, 211ci 3.5L Diesel	0649	105
GCX40 Perkins Diesel Engines	0649	105
GCX50 Perkins Diesel Engines	0649	105
GPX35D Perkins Diesel Engines	0649	105
GPX40D Perkins Diesel Engines	0649	105
GPX50D Perkins Diesel Engines	0649	105
Westward	Nº ZEN	Pg.
7000 Perkins Diesel	0649	105

Willys	Nº ZEN	Pg.
Itamaraty	0056	99
Jeep	0056	99
Rural	0056	99
Yale	Nº ZEN	Pg.
Empilhadeira	0818	106
Empilhadeira	0996	108
Empilhadeira 51CP Ford 6 cil	0193	101
Empilhadeira 51P Ford 6 cil	0193	101
Empilhadeira 83A Gm 6 cil	0193	101
Fork Lifts	9791	114
Yanmar	Nº ZEN	Pg.
1050D	0668	106
1050D 4x4	0668	106
2YM15 2 cil Diesel	1556	109
3JH3 3 cil Diesel	1556	109
3JH3E 3 cil Diesel	1556	109
3JH3E-YEU 3 cil Diesel	1556	109
3JH4E 3 cil Diesel	1556	109
3TNE88	1556	109
3YM20 3 cil Diesel	1556	109
3YM30 1.1L/68CI 3 cil Diesel	1556	109
4JH3E 4 cil Diesel	1556	109
4TNE88	1556	109
Diesel 4JH-3	1556	109
Micro trator	1030	108
Micro Trator 1030	0108	100
Micro Trator TC11	0108	100
Micro Trator TC11 e TC11 Super	0496	104
Motor Estacionário BT22	0105	100
Motor Estacionário BT22	0118	100
Motor Estacionário BT33	0105	100
Motor Estacionário BT33	0118	100
Motor Estacionário BTD22	0105	100
Motor Estacionário BTD22	0118	100
Motor Estacionário BTD33	0105	100
Motor Estacionário BTD33	0118	100
TC11 Super (NS 11)	0108	100
Trator 1050D	0105	100
Trator 1050D 4x4	0105	100
Trator 1050D	0118	100
Trator 1050D 4x4	0118	100
Zanella	Nº ZEN	Pg.
160 - PTRAC	1604	110
180 - PTRAC	1604	110
500	1603	110
540	1603	110
580	1603	110
690	1603	110
Trator com motor Cummins	0304	102
Trator com motor MWM e Cummins	0497	104
ZEN	Nº ZEN	Pg.
Equivalente OEM - ZEN 0755	0625	105
Kit Reparo 12695	12675	117
Kit Reparo 12695	12682	117

ZEN	Nº ZEN	Pg.
Utiliza Pinhão 10048	1846	113
Utiliza pinhão ZEN 12812	1046	108
Utiliza Pinhão ZEN 12954	1679	111
Utiliza Pinhão ZEN 12954	1805	112
Utiliza Pinhão ZEN 12955	1679	111
Utiliza Pinhão ZEN 12955	1805	112
Utiliza Pinhão ZEN 12956	1679	111
Utiliza Pinhão ZEN 12956	1805	112
Utiliza Pinhão ZEN 12957	1679	111
Utiliza Pinhão ZEN 12957	1805	112
Utiliza Pinhão ZEN 12961	1679	111
Utiliza Pinhão ZEN 12961	1805	112
Utiliza Pinhão ZEN 13117	1810	112
Utiliza Pinhão ZEN 13118	1810	112
Utiliza Pinhão ZEN 13119	1810	112
Utiliza Pinhão ZEN 13130	1809	112
Utiliza Pinhão ZEN 13130	1811	112
Utiliza Pinhão ZEN 13131	1811	112
Utiliza Pinhão ZEN 13132	1811	112
Utiliza Pinhão ZEN 13138	1809	112
Utiliza Pinhão ZEN 9186	0818	106
Utiliza Pinhão ZEN 9186	0947	107
Utiliza Pinhão ZEN 9186	1722	111
Utiliza Pinhão ZEN 9302	1829	112
Utiliza Pinhão ZEN 9402	1831	112
Utiliza Planetária 12675	1602	110
Utilizado no Impulsor ZEN 0097	9028	114
Utilizado no Impulsor ZEN 0110	9074	114
Utilizado no Impulsor 1846	10048	115
Utilizado no Impulsor ZEN 0947 e ZEN 0818	9186	114
Utilizado no Impulsor ZEN 1602	12675	117
Utilizado no Impulsor ZEN 1809	13130	115
Utilizado no Impulsor ZEN 1809	13138	115
Utilizado no Impulsor ZEN 1811	13130	115
Utilizado no Impulsor ZEN 1811	13131	115
Utilizado no Impulsor ZEN 1829	9302	114
Utilizado com Impulsor ZEN 1635	12682	117
ZEN 1046 e 1047	12812	115



Agrale	Nº ZEN	Pg.
7010010016006	1796	112
Ahlmann	Nº ZEN	Pg.
4184190A	1898	113
72735657	1898	113
Allis Chalmers	Nº ZEN	Pg.
268757	0607	105
02683662	0434	103
02698850	0434	103
2201850102	0376	103
2201850192	0376	103
22018501030	0376	103
Bendix	Nº ZEN	Pg.
333418	0217	101
Bosch	Nº ZEN	Pg.
1006209030	0223	101
1006209032	0223	101
1006209039	0223	101
1006209049	0223	101
1006209056	0223	101
1006209071	0223	101
1006209105	0223	101
1006209110	0223	101
1006209140	0223	101
1006209404	0108	100
1006209410	0108	100
1006209414	0108	100
1006209416	0108	100
1006209418	0638	105
1006209427	0108	100
1006209447	0108	100
1006209462	0108	100
1006209463	0108	100
1006209471	0108	100
1006209542	1065	108
1006209550	1065	108
1006209646	1030	108
1006209666	1631	110
1006209681	1655	111
1006209936	1631	110
1006209943	1655	111
1987BE0003	0102	100
1987BE0007	0351	102
1987BE0008	0352	102
1987BE0009	0353	102
1987BE0013	0450	103
1987BE0019	0624	105
1987BE0024	0155	101
1987BE0037	0439	103
1987BE0039	0448	103
1987BE0043	0595	105
1987BE0044	0610	105
1987BE0045	0612	105
1987BE0046	0625	105
2003162001	0133	100
2003162005	0133	100

Bosch	Nº ZEN	Pg.
2003162006	0133	100
2003162016	0133	100
2006202000	0117	100
2006208011	1076	108
2006208013	0223	101
2006208014	0224	101
2006209013	0226	101
2006209022	1076	108
2006209030	1076	108
2006209031	0224	101
2006209043	0028	99
2006209068	0028	99
2006209071	0225	101
2006209072	0226	101
2006209073	0226	101
2006209086	0318	102
2006209095	0318	102
2006209109	0101	100
2006209111	0302	102
2006209120	0101	100
2006209183	0028	99
2006209183	1076	108
2006209185	0224	101
2006209200	0304	102
2006209201	0304	102
2006209212	0028	99
2006209215	0318	102
2006209229	0318	102
2006209240	0310	102
2006209246	0312	102
2006209302	0101	100
2006209305	0302	102
2006209330	0310	102
2006209342	0316	102
2006209345	0302	102
2006209366	0225	101
2006209386	0225	101
2006209388	0226	101
2006209394	0118	100
2006209405	0118	100
2006209406	0308	102
2006209408	0392	103
2006209413	0661	106
2006209414	0497	104
2006209418	0310	102
2006209421	0105	100
2006209421	1364	109
2006209422	0308	102
2006209423	0392	103
2006209425	0378	103
2006209426	0648	105
2006209427	0635	105
2006209432	0814	106
2006209434	0784	106
2006209435	0118	100

Bosch	Nº ZEN	Pg.
2006209436	0105	100
2006209436	1364	109
2006209438	0392	103
2006209443	0661	106
2006209444	0497	104
2006209446	0105	100
2006209446	1364	109
2006209447	0315	102
2006209448	0310	102
2006209449	0366	103
2006209457	0635	105
2006209458	0970	108
2006209459	0635	105
2006209469	0366	103
2006209470	0291	102
2006209475	0447	103
2006209476	0366	103
2006209478	1180	109
2006209483	0291	102
2006209485	0366	103
2006209492	0367	103
2006209494	0378	103
2006209495	0418	103
2006209501	1180	109
2006209530	0367	103
2006209532	0418	103
2006209536	0367	103
2006209543	0970	108
2006209550	1878	113
2006209900	0028	99
2006209900	1076	108
2006209901	0224	101
2006209915	0028	99
2006209916	0225	101
2006209917	0226	101
2006209930	0367	103
2006380010	0035	114
2006380410	0035	114
2006380414	0035	114
2006380418	0035	114
2006380558	0036	114
2006381410	0035	114
2006381558	0036	114
2006382018	0087	114
2006382019	0087	114
2006382152	0087	114
2006382154	0078	114
2006382156	0087	114
2006382168	0088	114
2006382172	0087	114
2006382190	0089	114
2006383154	0078	114
2006401527	0133	100
2006401900	0201	116
2007010037	0122	116

Bosch	Nº ZEN	Pg.
2009999036	0201	116
6033AD0148	1157	109
6033AD0267	1952	113
6033AD0331	1624	110
6033AD0442	1038	108
6033AD0462	1038	108
6033AD3006	1038	108
6033AD3106	1952	113
6033AD3108	1038	108
6033AD3120	1157	109
6033AD3244	1038	108
6033AD3850	1038	108
6033AD4034	1038	108
6033AD4118	1038	108
6033AD4148	1038	108
6033ADO462	1038	108
9001066236	0108	100
9001082127	0062	99
9001082340	0108	100
9001082401	0163	101
9001082418	0062	99
9001082618	0108	100
9001082660	0108	100
9001082686	0108	100
9001082748	0108	100
9001083406	0105	100
9001083406	1364	109
9001083436	0105	100
9001083436	1364	109
9001083439	0092	100
9001083440	0034	99
9001083441	0060	99
9001083442	0059	99
9001083444	1076	108
9001083445	0043	99
9001083502	0315	102
9001083618	0496	104
9001083629	0668	106
9001083674	0748	106
9001084064	0089	114
9001085105	0121	116
9001085105	0201	116
9001336324	0108	100
9001451343	0291	102
9001452088	0348	102
9001453333	0024	99
9001453333	1359	109
9001453334	0024	99
9001453334	1359	109
9001453336	0085	100
9001453338	0024	99
9001453338	1359	109
9001453340	0056	99
9001453344	0186	101
9001453349	0125	100

Bosch	Nº ZEN	Pg.
9001453387	0193	101
9001453601	0622	105
9001453670	1190	109
9002336223	1071	108
9002336230	0929	107
9002336236	1038	108
9002453010	0392	103
9002453038	0118	100
9002453073	0105	100
9002453073	1364	109
9002453074	0118	100
9002453076	0496	104
9002453077	0497	104
9002453078	0748	106
9002453079	0748	106
9002453081	0392	103
9002453082	0118	100
9003336212	0223	101
F000AL1002	0108	100
F000AL1897	0367	103
F000AL1899	0648	105
F000AL2617	1638	110
F000AL2712	1690	111
F000AL2856	1929	113
F002G20279	0291	102
Butech	Nº ZEN	Pg.
850363	0117	100
850629	0188	101
851073	0097	100
851075	0110	100
852758	0117	100
852760	0188	101
852762	0097	100
852763	0110	100
852957	0117	100
852959	0188	101
852961	0097	100
852962	0110	100
Cargo	Nº ZEN	Pg.
2665	1060	108
130418	0087	114
130452	0155	101
131065	0367	103
132004	0947	107
132004	1722	111
132005	0450	103
132731	0626	105
132864	1957	113
133545	0112	100
133545	1928	113
135063	0612	105
137753	0818	106
138681	1828	112
139056	1038	108
230280	1951	113

Cargo	Nº ZEN	Pg.
232481	1065	108
232632	0117	100
234970	1885	113
235663	1693	111
Case	Nº ZEN	Pg.
A47788	0434	103
Caterpillar	Nº ZEN	Pg.
93090	0626	105
2S3344	0556	104
3T5341	0556	104
3T8754	0555	104
4N4517	0117	100
4N7523	0434	103
5L6429	0626	105
5S6372	0555	104
6N3826	0110	100
6N3827	0097	100
Cav29 Onan	Nº ZEN	Pg.
5586123C	0121	116
Chrysler	Nº ZEN	Pg.
15056	0110	100
15113	0110	100
CH1931	0339	102
2525287	0093	100
4106093	0495	104
4145978	0495	104
5206632	0339	102
5213310	0339	102
5213850	0339	102
Denso	Nº ZEN	Pg.
19050199	1948	113
0283001971	1828	112
0283002040	1829	112
0283002200	1957	113
0283003690	1831	112
0283003691	1831	112
0283005380	1828	112
0283005381	1828	112
0283005390	1828	112
0283005391	1828	112
0283005450	1831	112
0283005490	1957	113
0283005650	1829	112
0283005651	1829	112
0283005670	1829	112
0283005710	1957	113
0283006010	1885	113
0283006210	1957	113
0283006690	1831	112
0283006691	1831	112
0283006692	1831	112
0283007802	1829	112
0283010760	1846	113
0283010761	1846	113
1280995060	1828	112

Efel	Nº ZEN	Pg.
10779	0087	114
Facet	Nº ZEN	Pg.
10060	0556	104
10061	0555	104
10127	0144	101
10325	0064	99
10533	0112	100
10533	1928	113
10583	0182	101
10621	0625	105
10624	0624	105
10627	0622	105
10632	0112	100
10632	1928	113
10633	0112	100
10633	1928	113
10639	0625	105
10640	0624	105
10641	1205	109
480115	0188	101
480116	0117	100
480117	0110	100
480118	0097	100
480135	0626	105
480217	1190	109
480320	0188	101
480321	0110	100
480322	0626	105
480324	1190	109
480410	0117	100
480411	0097	100
480412	0930	107
480414	0914	107
480417	0182	101
Femsa	Nº ZEN	Pg.
3550	0036	114
Fiat	Nº ZEN	Pg.
4091920	0495	104
4106093	0495	104
4145978	0495	104
4169960	0608	105
4226442	0608	105
4474695	0608	105
4475032	0608	105
4988518	0561	104
8122123	0225	101
8122125	0035	114
8122126	0087	114
8122129	0105	100
8122129	1364	109
8122157	0367	103
8997796	0310	102
9004229	0087	114
9004794	0035	114
9008243	0105	100

Fiat	Nº ZEN	Pg.
9008243	1364	109
9008738	0036	114
9817920	0648	105
9918347	0315	102
9923779	0035	114
9926112	0105	100
9926112	1364	109
9926536	0133	100
9928303	0315	102
9934739	0310	102
9934977	0310	102
9935164	0315	102
9936602	0108	100
9936730	0291	102
9937705	0108	100
9937949	0291	102
9956595	0594	104
9956676	0291	102
9957820	0310	102
9957919	0105	100
9957919	1364	109
9959572	0648	105
9959619	0367	103
9959813	0418	103
9983629	0291	102
9984246	0087	114
79026090	0291	102
79026236	0310	102
79028900	0105	100
79028900	1364	109
79028909	0105	100
79028909	1364	109
79033659	0648	105
79034927	0367	103
82327386	0108	100
99811565	0315	102
Ford	Nº ZEN	Pg.
SDE330	0670	106
SDE332	0450	103
SDE335	0596	105
SDE336	0596	105
SDE339	0669	106
SDE342	0596	105
EAB11350A	0110	100
C2DZ11350A	0110	100
C3DE11350A	0110	100
C3TZ11350A	0110	100
C6TZ11350A	0093	100
C8DF113504	0110	100
C8TZ11350A	0182	101
C8TZ11350B	0097	100
C8TZ11350D	0097	100
C8WF11350A	0182	101
C9HE11350A	0110	100
C9WF11350C	0097	100

Ford	Nº ZEN	Pg.
E5PZ11350A	0670	106
E6HZ11350A	0625	105
E7GZ11350A	0450	103
E8PZ11350A	0669	106
E90Z11350A	1224	109
E92Z11350A	0596	105
E92Z11350B	0596	105
F0TZ11002A	1224	109
F5DZ11350A	1224	109
2701E11350B	0064	99
D4HF11350AA	0097	100
D4HF11350BA	0110	100
E5PF11350AA	0670	106
F07U11000AA	1224	109
F2TU11000AA	1224	109
72DB11K003AA	0064	99
General Motors/	Nº ZEN	Pg.
07328970	0024	99
07328970	1359	109
09307667	0108	100
94208296	0351	102
96063635	0450	103
96063636	0595	105
Hitachi	Nº ZEN	Pg.
1303ST	0539	104
21203500	0376	103
21207500	0376	103
21207530	0376	103
21207550	0376	103
21303500	0539	104
211425554	1556	109
211445004	0351	102
211445007	0351	102
211475001	0351	102
2114N3550	0351	102
212025001	0448	103
212035001	0376	103
212045002	0448	103
212055002	0448	103
212075002	0448	103
212085001	0448	103
212085002	0448	103
225035001	0448	103
Honda	Nº ZEN	Pg.
31204657617	0947	107
31204657617	1722	111
31204657671	1957	113
31213671671	9186	114
31221657004	9186	114
Ishikawajima	Nº ZEN	Pg.
185866150	0947	107
185866150	1722	111
Iskra	Nº ZEN	Pg.
15100152	0087	114
16900151	1060	108

Iskra	Nº ZEN	Pg.
16901658	1073	108
16901694	1616	110
16901752	1951	113
16902379	1678	111
16902507	1700	111
16902653	1709	111
16902733	1600	110
16904776	1698	111
16904847	1600	110
16907197	1700	111
16907455	1701	111
16907851	1944	113
16908746	1754	112
16911403	1699	111
16911538	1898	113
16911910	1751	112
18100021	0036	114
18100098	0035	114
72739187	1944	113
Isuzu	Nº ZEN	Pg.
5811130170	0376	103
5811230020	0376	103
5811230070	0376	103
5811230090	0448	103
5811230150	0448	103
5811230160	0376	103
5811240030	9260	114
5811240060	9260	114
8941258890	0498	104
8941291870	0947	107
8941291870	1722	111
8941291870	1957	113
8942082960	0351	102
8942082961	0351	102
9821212340	0448	103
9821212380	0376	103
Italacciai	Nº ZEN	Pg.
SD013	0225	101
SD015	0224	101
SD016	0447	103
SD018	0304	102
SD038	0226	101
SD061	0028	99
SD112	0608	105
SD123	0310	102
SD124	0105	100
SD124	1364	109
SD145	0561	104
SD151	0351	102
SD169	0352	102
SD183	0353	102
SD184	0291	102
SD192	0217	101
SD198	0150	101
SD199	0398	103

Italacciai	Nº ZEN	Pg.
SD303	0155	101
SD306	0223	101
SD312	0118	100
SD313	0378	103
SD314	0648	105
SD341	0064	99
SD346	0318	102
SD347	0312	102
SD349	0101	100
SD357	0366	103
SD359	0353	102
SD401	0096	100
SD436	0108	100
SD441	0392	103
SD442	0418	103
SD443	0367	103
SD813	0216	101
SP201	0035	114
SP205	0036	114
SP208	0087	114
John Deere	Nº ZEN	Pg.
AR54992	0434	103
CH12485	1828	112
19024524	0366	103
RE503358	1952	113
KHD	Nº ZEN	Pg.
01319755	1038	108
01319806	1038	108
Kubota	Nº ZEN	Pg.
1550463041	0947	107
1550463041	1722	111
1552163041	1957	113
Lester	Nº ZEN	Pg.
3038	0556	104
3039	0626	105
3040	0626	105
3041	0110	100
3042	0110	100
3043	0110	100
3045	0110	100
3047	0110	100
3048	0776	106
3050	0914	107
3052	0879	107
3053	0188	101
3054	0879	107
3055	0117	100
3055	0776	106
3056	0188	101
3057	0188	101
3058	0188	101
3060	0188	101
3061	0188	101
3064	0117	100
3064	0776	106

Lester	Nº ZEN	Pg.
3065	0879	107
3074	0110	100
3204	1224	109
3205	1224	109
3213	1224	109
3217	1224	109
3224	1224	109
3232	1224	109
3238	1224	109
3239	1224	109
3240	1224	109
3241	1224	109
3246	1224	109
3247	1224	109
3257	0495	104
3258	0495	104
3264	1224	109
3266	1224	109
3268	1224	109
3269	1224	109
3270	1224	109
3271	1224	109
3272	1224	109
3273	1224	109
3274	1224	109
3276	0051	99
3279	0051	99
3280	0051	99
3281	0052	99
3282	0052	99
3288	0097	100
3288	0626	105
3289	0626	105
3290	0626	105
3296	0110	100
3297	0626	105
3298	0110	100
3299	0110	100
3300	0112	100
3300	1928	113
3339	0097	100
3342	0110	100
3352	0097	100
3353	0093	100
3362	0093	100
3363	0093	100
3364	0914	107
3365	0093	100
3367	0093	100
3370	0097	100
3370	0914	107
3374	0097	100
3511	0093	100
3512	0093	100
3701	0626	105

Lester	Nº ZEN	Pg.	Lester	Nº ZEN	Pg.	Lester	Nº ZEN	Pg.	Lester	Nº ZEN	Pg.
3702	0626	105	3964	0052	99	4280	0051	99	4930	0110	100
3708	0093	100	3966	0052	99	4281	0093	100	4937	0110	100
3712	0110	100	3971	0097	100	4283	0052	99	4941	0093	100
3720	0093	100	3972	0093	100	4284	0093	100	4943	0112	100
3726	0093	100	3974	0110	100	4286	0052	99	4943	1928	113
3729	0051	99	3976	0188	101	4307	0112	100	4946	0093	100
3744	0110	100	3977	0051	99	4307	1928	113	4949	0093	100
3745	0110	100	3977	0093	100	4318	0112	100	4953	0093	100
3747	0626	105	3979	0182	101	4318	1928	113	4971	0093	100
3757	0110	100	3986	0093	100	4326	0052	99	4972	0093	100
3758	0182	101	3987	0097	100	4328	0052	99	4973	0093	100
3766	0110	100	3990	0097	100	4338	0093	100	4984	0188	101
3770	0110	100	3991	0093	100	4385	0093	100	4987	0110	100
3774	0093	100	3992	0051	99	4387	0051	99	4994	0112	100
3777	0188	101	3997	0110	100	4388	0052	99	4994	1928	113
3785	0110	100	3999	0097	100	4389	0093	100	4995	0112	100
3789	0879	107	4000	0112	100	4392	0093	100	4995	1928	113
3790	0097	100	4000	1928	113	4393	0052	99	4996	0052	99
3793	0051	99	4046	0052	99	4398	0093	100	4997	0097	100
3796	0879	107	4056	0039	99	4399	0093	100	4998	0093	100
3798	0182	101	4098	0052	99	4408	0052	99	4999	0051	99
3804	0051	99	4100	0112	100	4500	0052	99	5311	0188	101
3809	0117	100	4100	1928	113	4506	0052	99	5597	0117	100
3809	0776	106	4151	0052	99	4508	0052	99	5648	0039	99
3846	0188	101	4167	0052	99	4509	0052	99	6147	0052	99
3852	0051	99	4191	0093	100	4525	0093	100	6148	0052	99
3870	0052	99	4192	0093	100	4537	0093	100	6157	0052	99
3872	0555	104	4200	0052	99	4545	0052	99	6164	0112	100
3873	0051	99	4201	0052	99	4573	0093	100	6164	1928	113
3883	0052	99	4202	0052	99	4577	0039	99	6179	0093	100
3884	0117	100	4211	0112	100	4597	0052	99	6180	0052	99
3884	0776	106	4211	1928	113	4600	0110	100	6181	0051	99
3885	0776	106	4217	0052	99	4636	0117	100	6185	0051	99
3894	0117	100	4224	0052	99	4678	0039	99	6188	0051	99
3894	0776	106	4239	0052	99	4723	0052	99	6191	0097	100
3895	0117	100	4241	0093	100	4731	0117	100	6197	0097	100
3895	0776	106	4243	0052	99	4732	0117	100	6198	0051	99
3898	0093	100	4244	0052	99	4733	0117	100	6202	0097	100
3899	0626	105	4246	0052	99	4734	0117	100	6203	0110	100
3902	0110	100	4248	0112	100	4747	0117	100	6204	0625	105
3905	0110	100	4248	1928	113	4748	0117	100	6208	0110	100
3931	0117	100	4249	0052	99	4749	0188	101	6209	0188	101
3931	0776	106	4251	0112	100	4828	0093	100	6213	0117	100
3932	0914	107	4251	1928	113	4851	0626	105	6219	0879	107
3941	0110	100	4252	0093	100	4882	0051	99	6220	0879	107
3942	0093	100	4254	0052	99	4883	0051	99	6224	0097	100
3943	0051	99	4265	0093	100	4893	0051	99	6225	0097	100
3945	0182	101	4266	0093	100	4894	0093	100	6227	0097	100
3948	0097	100	4267	0093	100	4897	0556	104	6229	0110	100
3949	0117	100	4268	0112	100	4898	0093	100	6230	0110	100
3953	0051	99	4268	1928	113	4899	0110	100	6231	0110	100
3955	0097	100	4272	0093	100	4899	1190	109	6232	0097	100
3956	0556	104	4274	0093	100	4906	0093	100	6233	0097	100
3958	0110	100	4275	0093	100	4918	0556	104	6234	0914	107
3963	0110	100	4276	0093	100	4927	0110	100	6238	0097	100

Lester	Nº ZEN	Pg.	Lester	Nº ZEN	Pg.	Lester	Nº ZEN	Pg.	Lester	Nº ZEN	Pg.
6242	0097	100	6515	0182	101	6596	0722	106	16210	0144	101
6243	0110	100	6516	0097	100	6597	0721	106	16215	0353	102
6245	0110	100	6518	0914	107	6598	0722	106	16221	0343	102
6246	0097	100	6519	0051	99	6599	0651	105	16222	0353	102
6247	0914	107	6521	0052	99	6600	0649	105	16224	0353	102
6248	0914	107	6528	0914	107	6600	1195	109	16230	0353	102
6249	0097	100	6529	0914	107	6602	0649	105	16238	0353	102
6250	0097	100	6530	0097	100	6602	1195	109	16245	0498	104
6251	0097	100	6538	0110	100	6618	0097	100	16246	0351	102
6252	0097	100	6543	0093	100	6619	0110	100	16248	0947	107
6253	0097	100	6544	0097	100	6621	0626	105	16248	1722	111
6254	0097	100	6547	0182	101	6622	0626	105	16248	9186	114
6255	0914	107	6548	0110	100	6623	0626	105	16251	0947	107
6257	0182	101	6549	0110	100	6624	0110	100	16251	1722	111
6258	0914	107	6550	0914	107	6625	0110	100	16261	0353	102
6259	0097	100	6551	0110	100	6626	0914	107	16270	0351	102
6261	0626	105	6552	0110	100	6627	0914	107	16299	0108	100
6263	0626	105	6553	0110	100	6629	0626	105	16320	0223	101
6272	0626	105	6554	0110	100	6630	1205	109	16334	0223	101
6273	0626	105	6555	0110	100	6631	1210	109	16336	0223	101
6288	0888	107	6556	0110	100	6633	1205	109	16344	0223	101
6348	0625	105	6557	0097	100	6634	1205	109	16353	0108	100
6349	0097	100	6558	0097	100	6635	1210	109	16356	0223	101
6352	0110	100	6559	0097	100	6636	0097	100	16362	0223	101
6355	0097	100	6564	0110	100	6637	0110	100	16365	0028	99
6356	0110	100	6565	0110	100	6638	0097	100	16367	0108	100
6360	0097	100	6566	0097	100	6639	0097	100	16369	0035	114
6361	0097	100	6567	0097	100	6650	0914	107	16401	0108	100
6363	0097	100	6568	0097	100	6662	1205	109	16412	0108	100
6370	0110	100	6569	0110	100	6664	1205	109	16417	0108	100
6371	0097	100	6571	1196	109	6666	1205	109	16417	0339	102
6372	0097	100	6572	0649	105	6671	0110	100	16418	0108	100
6373	0097	100	6572	1195	109	6672	0110	100	16442	0223	101
6374	0097	100	6574	0722	106	6681	0182	101	16443	0108	100
6378	0110	100	6575	1196	109	6682	0097	100	16462	0108	100
6381	0182	101	6576	0649	105	6683	0097	100	16500	0144	101
6387	0625	105	6576	1195	109	6684	0110	100	16500	0352	102
6388	0888	107	6578	0649	105	6686	0097	100	16514	0352	102
6391	0625	105	6578	1195	109	6687	0097	100	16514	0450	103
6407	0610	105	6579	0651	105	6688	0097	100	16519	0144	101
6410	0625	105	6581	0649	105	6707	0112	100	16520	0144	101
6415	0612	105	6581	1195	109	6707	1928	113	16522	0144	101
6416	0612	105	6582	0722	106	6730	0093	100	16522	0352	102
6418	0612	105	6583	1194	109	6731	0112	100	16522	0450	103
6424	0612	105	6584	0649	105	6731	1928	113	16524	0144	101
6467	0625	105	6584	1195	109	6733	0112	100	16527	0352	102
6473	0783	106	6586	1196	109	6733	1928	113	16531	0108	100
6474	0783	106	6587	0649	105	6737	0112	100	16534	0108	100
6483	0783	106	6587	1195	109	6737	1928	113	16538	0108	100
6500	0182	101	6588	0649	105	6740	0052	99	16539	0108	100
6509	0110	100	6588	1195	109	6760	0110	100	16550	0108	100
6510	0112	100	6592	0722	106	6762	0110	100	16557	0108	100
6510	1928	113	6593	0649	105	6781	0110	100	16558	0418	103
6511	0110	100	6593	1195	109	16194	0351	102	16560	0105	100
6513	0110	100	6594	0721	106	16203	0351	102	16560	0308	102

Lester	Nº ZEN	Pg.	Lester	Nº ZEN	Pg.	Lester	Nº ZEN	Pg.	Lester	Nº ZEN	Pg.
16560	0315	102	16720	0144	101	16834	0947	107	17073	0308	102
16560	0367	103	16722	0108	100	16834	1722	111	17073	0315	102
16563	0497	104	16728	0352	102	16837	0947	107	17073	0367	103
16563	0635	105	16735	0947	107	16837	1722	111	17074	0105	100
16565	0392	103	16735	1722	111	16843	0353	102	17074	0225	101
16567	0392	103	16736	0947	107	16858	0352	102	17074	0308	102
16571	0144	101	16736	1722	111	16859	0352	102	17074	0315	102
16578	0947	107	16737	0947	107	16874	0595	105	17074	0367	103
16578	1722	111	16737	1722	111	16877	0351	102	17075	0312	102
16579	0352	102	16739	9260	114	16878	0947	107	17075	0366	103
16579	0853	107	16742	0144	101	16878	1722	111	17076	0105	100
16586	0947	107	16742	0352	102	16880	0498	104	17076	0308	102
16586	1722	111	16759	0947	107	16883	0498	104	17076	0315	102
16586	9186	114	16759	1722	111	16892	0947	107	17087	0376	103
16588	0144	101	16760	0947	107	16892	1722	111	17088	0539	104
16588	0352	102	16760	1722	111	16895	0947	107	17089	0376	103
16593	0108	100	16760	9186	114	16895	1722	111	17090	0376	103
16600	0947	107	16761	0947	107	16900	0596	105	17092	0648	105
16600	1722	111	16761	1722	111	16905	9186	114	17093	0310	102
16600	9186	114	16761	9186	114	16906	0947	107	17094	0087	114
16603	0041	99	16766	0353	102	16906	1722	111	17095	0635	105
16604	0041	99	16771	0448	103	16906	9186	114	17101	9186	114
16606	0155	101	16773	0351	102	16911	0947	107	17103	0434	103
16608	0064	99	16781	0108	100	16911	1722	111	17105	0312	102
16608	0096	100	16786	0947	107	16913	0947	107	17105	0366	103
16608	0322	102	16786	1722	111	16913	1722	111	17106	0105	100
16608	0480	103	16790	0947	107	16922	0450	103	17106	0308	102
16612	0947	107	16790	1722	111	16933	0596	105	17106	0315	102
16612	1722	111	16791	0584	104	16938	0352	102	17106	0367	103
16619	0108	100	16793	0352	102	16938	0450	103	17108	0035	114
16621	0108	100	16794	0352	102	16939	0595	105	17110	9426	114
16627	0607	105	16794	0450	103	16940	0352	102	17112	0225	101
16629	0434	103	16795	0450	103	16940	0450	103	17112	0366	103
16635	0434	103	16802	0947	107	16941	0352	102	17113	0367	103
16643	0434	103	16802	1722	111	16941	0450	103	17113	0378	103
16644	0434	103	16818	0448	103	16966	0450	103	17113	0392	103
16651	9403	114	16821	0947	107	16971	0450	103	17114	0447	103
16655	0813	106	16821	1722	111	16990	9302	114	17118	9186	114
16658	9302	114	16823	0947	107	16998	0596	105	17120	0434	103
16660	0041	99	16823	1722	111	17002	0947	107	17122	0108	100
16660	0067	99	16825	0947	107	17002	1722	111	17125	0947	107
16660	0155	101	16825	1722	111	17003	0947	107	17125	1722	111
16664	0507	104	16826	0947	107	17003	1722	111	17127	0367	103
16670	0150	101	16826	1722	111	17027	0947	107	17131	0595	105
16670	0155	101	16827	0947	107	17027	1722	111	17132	0596	105
16674	0947	107	16827	1722	111	17027	9186	114	17136	0105	100
16674	1722	111	16828	0947	107	17028	9186	114	17136	0308	102
16683	0108	100	16828	1722	111	17031	0108	100	17136	0315	102
16684	0108	100	16829	0947	107	17037	0669	106	17136	0367	103
16687	0223	101	16829	1722	111	17037	0670	106	17143	0947	107
16689	0108	100	16831	0947	107	17061	0108	100	17143	1722	111
16708	0352	102	16831	1722	111	17071	0150	101	17146	0595	105
16708	0450	103	16832	0353	102	17072	0150	101	17159	0366	103
16711	0351	102	16833	0947	107	17072	0155	101	17171	0947	107
16715	0216	101	16833	1722	111	17073	0105	100	17171	1722	111

Lester	Nº ZEN	Pg.
17176	0596	105
17181	0450	103
17184	0105	100
17184	0308	102
17184	0315	102
17184	0367	103
17184	0648	105
17185	0595	105
17212	0450	103
17214	0595	105
17215	9302	114
17217	0595	105
17219	0561	104
17221	0595	105
17228	0105	100
17228	0308	102
17228	0315	102
17228	0367	103
17229	0378	103
17229	0392	103
17230	0105	100
17230	0308	102
17230	0315	102
17240	0947	107
17240	1722	111
17244	9426	114
17251	0947	107
17251	1722	111
17254	9186	114
17256	0947	107
17256	1722	111
17258	0392	103
17266	0595	105
17288	0450	103
17294	0539	104
17303	9260	114
17308	0784	106
17309	0497	104
17320	0367	103
17332	0427	103
17333	0943	107
17345	0947	107
17345	1722	111
17345	9186	114
17349	0434	103
17353	0434	103
17353	0948	107
17354	0353	102
17359	9403	114
17362	9459	114
17365	9186	114
17369	0434	103
17371	0813	106
17374	9186	114
17378	9186	114

Lester	Nº ZEN	Pg.
17381	9260	114
17386	0434	103
17390	9302	114
17394	9302	114
17414	0223	101
17420	0947	107
17420	1722	111
17422	0947	107
17422	1722	111
17437	0758	106
17469	0596	105
17478	0595	105
17481	0947	107
17481	1722	111
17487	0947	107
17487	1722	111
17521	0947	107
17521	1722	111
17530	0947	107
17530	1722	111
17537	0947	107
17537	1722	111
17548	9302	114
17592	0595	105
17600	9302	114
17606	9186	114
17618	0948	107
17622	10048	115
17624	0948	107
17625	0948	107
17633	0948	107
17639	0155	101
17640	0155	101
17641	0067	99
17641	0155	101
17642	0134	101
17644	0155	101
17645	0155	101
17646	0096	100
17647	0096	100
17647	0480	103
17649	0150	101
17649	0155	101
17650	0150	101
17651	0150	101
17651	0155	101
17652	0150	101
17652	0155	101
17653	0155	101
17662	0450	103
18020	0117	100
18020	0776	106
18021	0117	100
18021	0776	106
18022	0188	101

Lester	Nº ZEN	Pg.
18026	0366	103
18028	0392	103
18029	0105	100
18029	0308	102
18029	0315	102
18030	0105	100
18030	0308	102
18030	0315	102
18030	0648	105
18031	0310	102
18032	0105	100
18032	0308	102
18032	0315	102
18032	0367	103
18033	0105	100
18033	0308	102
18033	0315	102
18033	0648	105
18035	0814	106
18038	0188	101
18039	0035	114
18064	0376	103
18097	0144	101
18100	0894	107
18111	0105	100
18111	0308	102
18111	0315	102
18117	0087	114
18120	0447	103
18121	0366	103
18122	0118	100
18162	0584	104
18181	0947	107
18181	1722	111
18182	0947	107
18182	1722	111
18191	0894	107
18193	0850	106
18220	0087	114
18222	0087	114
18229	0105	100
18229	0308	102
18229	0315	102
18229	0367	103
18230	0929	107
18233	0638	105
18236	0378	103
18237	0105	100
18237	0308	102
18237	0315	102
18237	0367	103
18250	0367	103
18253	0087	114
18254	0418	103
18259	0118	100

Lester	Nº ZEN	Pg.
18259	0418	103
18264	0480	103
18272	0948	107
18928	0776	106
30011	0776	106
30019	0776	106
32949	0776	106
Lifan	Nº ZEN	Pg.
101BMP2991	0188	101
101BMP2992	0930	107
Lucas	Nº ZEN	Pg.
229278	1622	110
291484	0041	99
TLB165	0041	99
TMB100	0150	101
TMB101	0064	99
TMB104	0322	102
TMB105	0067	99
TMB108	0507	104
TMB115	0096	100
TMB116	0398	103
TMB118	0485	104
TMB120	0155	101
TMB125	0134	101
TMB130	0594	104
TMB148	0480	103
TMB156	0087	114
TMB401	0163	101
TMB448	0108	100
TMB480	0108	100
TNB044	0028	99
TNB108	0155	101
TNB165	0155	101
TNB172	0557	104
TNB402	0085	100
TNB407	0105	100
TNB408	0497	104
TNB439	0118	100
TNB445	0043	99
TNB460	0024	99
TNB461	0034	99
TNB674	0748	106
TWB240	0125	100
TWB245	0186	101
26253081	1502	109
35259278	1622	110
54240795	0064	99
54242044	0507	104
54243741	0485	104
54243783	0096	100
54243848	0064	99
54244389	0041	99
54244938	0150	101
54246285	0150	101
54246340	0398	103

Lucas	Nº ZEN	Pg.
54246654	0150	101
54246661	0064	99
54246724	0322	102
54246725	0067	99
54246729	0507	104
54246738	0096	100
54246739	0398	103
54246741	0485	104
54246896	0096	100
54246989	0322	102
54247034	0155	101
54247036	0155	101
54247184	0398	103
54247187	0096	100
54247188	0064	99
54247393	0480	103
54247397	0134	101
54248606	0594	104
54256984	0322	102
54258190	0064	99
54259688	0067	99
54259800	0322	102
54268139	0480	103
54268141	0155	101
54268565	0557	104
54290585	0480	103
54294922	0155	101
60600024	0155	101
60600066	0150	101
60600078	0134	101
60600210	0064	99
Lucas Indiel	Nº ZEN	Pg.
220210	1134	109
220310	0978	108
220400	0624	105
220427	1194	109
221480	0108	100
222402	0085	100
222407	0105	100
222421	0087	114
222422	0089	114
222439	0118	100
222460	0024	99
222461	0034	99
222495	0497	104
222901	0440	103
223103	0028	99
223104	0035	114
223105	0036	114
223111	0097	100
223117	0348	102
223140	0022	99
223153	0051	99
223164	0064	99
223165	0067	99

Lucas Indiel	Nº ZEN	Pg.
223181	0088	114
223185	0093	100
223187	0096	100
223188	0101	100
223190	0110	100
223191	0112	100
223191	1928	113
223193	0117	100
223197	0133	100
223201	0144	101
223204	0087	114
223205	0150	101
223211	0182	101
223212	0188	101
223227	0291	102
223231	0315	102
223236	0352	102
223237	0376	103
223250	0448	103
223252	0450	103
223265	0496	104
223278	0610	105
223279	0612	105
223293	0748	106
223311	0366	103
223312	0367	103
223313	0378	103
223320	0223	101
223322	0351	102
223409	0039	99
223482	0216	101
223555	0304	102
223561	0310	102
223657	0447	103
223755	0584	104
223763	0594	104
223764	0595	105
223791	0635	105
223908	0784	106
223979	0879	107
224006	0906	107
224078	0978	108
227814	0102	100
227816	0492	104
228141	0155	101
228204	0438	103
228205	0439	103
229023	1635	110
229027	0978	108
229278	1622	110
229697	1726	112
229873	1090	108
229902	1636	110
229912	1637	110
229916	1602	110

Lucas Indiel	Nº ZEN	Pg.
229938	1596	110
K01554	1647	111
32557814	0102	100
35255870	0102	100
35256861	0102	100
35257814	0102	100
35257816	0492	104
35259027	0978	108
35259278	1622	110
35259697	1726	112
35259873	1090	108
35259902	1636	110
35259916	1602	110
35259938	1596	110
35260310	0978	108
35260810	0978	108
35260832	1595	110
35260958	1604	110
35260975	1621	110
35261134	1603	110
35261299	1596	110
35261527	1603	110
35261625	1719	111
35261976	1713	111
Mazda	Nº ZEN	Pg.
022224722	0144	101
175723709	0144	101
808824722	0352	102
AM1518X25	0595	105
B63018X45	0450	103
E35618X45	0450	103
F21418X25	0596	105
H83318X45	0352	102
Mercedes Benz	Nº ZEN	Pg.
0001517013	0105	100
0001517013	1364	109
0001517913	1180	109
0001519701	1180	109
0001519713	1180	109
0011511813	1038	108
0011513213	1038	108
3431517113	0034	99
Mitsubishi	Nº ZEN	Pg.
K300	0144	101
K320	0144	101
12071	0595	105
12471	0595	105
MD02052	0144	101
MD600679	0144	101
MD602052	0144	101
MD602678	0144	101
MD602679	0144	101
MD607283	0352	102
MD607789	12812	115
MD607894	0450	103

Mitsubishi	Nº ZEN	Pg.
MD608273	0352	102
MD611211	0595	105
MD611372	0450	103
ME700972	1046	108
ME701487	0887	107
ME701648	0887	107
ME701651	0887	107
MM502529	9426	114
MD6020599	0144	101
M001T73283	0595	105
M191T12070	0595	105
M191T12071	0595	105
M191T12171	0596	105
M191T12471	0595	105
M191T12971	1592	109
M191T13271	0596	105
M191T13571	0758	106
M191T22071	0450	103
M191T22271	0584	104
M191T22371	0450	103
M191T22571	0853	107
M191T22771	0450	103
M191T22871	0584	104
M191T22971	0450	103
M191T23071	0450	103
M191T23171	0584	104
M191T23471	0450	103
M191T30171	0144	101
M191T30971	0144	101
M191T30972	0144	101
M191T30973	0144	101
M191T30974	0352	102
M191T32271	0427	103
M191T33071	0144	101
M191T33371	0352	102
M191T34071	0352	102
M191T35171	0352	102
M191T65571	0670	106
M191T66271	0669	106
M191X67571	0887	107
M191X67585	0887	107
M191X67685	0887	107
M191X67771	0887	107
M191X67871	0887	107
M191X67885	0887	107
M191X68271	0887	107
M191X68671	0887	107
M191X93571	0887	107
M357T72671	1046	108
M357T72672	1046	108
M357X72672	1046	108
M357X85273	1046	108
M605X23471	9426	114
M605X25771	9426	114
M605X26971	9791	114



Mitsubishi	Nº ZEN	Pg.
M605X32471	9426	114
M605X34971	9495	114
M605X65171	12812	115
M191T602052	0144	101
M191T602059	0144	101
MYR	Nº ZEN	Pg.
0141	12675	117
0147	12682	117
Nashville	Nº ZEN	Pg.
4520100	0439	103
45210100	0438	103
Nikko	Nº ZEN	Pg.
0230001030	0894	107
0230001031	0894	107
0230001050	0894	107
0230001070	0894	107
0230001071	0894	107
0230001080	0894	107
1235000010	0894	107
Nippon	Nº ZEN	Pg.
0283001800	1957	113
0283002200	1957	113
0283005490	1957	113
0283005710	1957	113
0283006210	1957	113
0283007940	0818	106
Nippondenso	Nº ZEN	Pg.
0280993088	9186	114
0280993090	9186	114
0280993210	9403	114
0280993230	9302	114
0280993400	9260	114
0280996200	9459	114
0283001280	0434	103
0283001390	0343	102
0283001600	0947	107
0283001600	1722	111
0283001601	0947	107
0283001601	1722	111
0283001602	0947	107
0283001602	1722	111
0283001603	0947	107
0283001603	1722	111
0283001603	9186	114
0283001660	0434	103
0283001780	0607	105
0283001790	0947	107
0283001790	1722	111
0283001791	0947	107
0283001791	1722	111
0283001800	0947	107
0283001800	1722	111
0283001841	9260	114
0283001860	0813	106
0283001930	0339	102

Nippondenso	Nº ZEN	Pg.
0283002000	0947	107
0283002000	1722	111
0283002110	0947	107
0283002110	1722	111
0283002111	0947	107
0283002111	1722	111
0283002270	0947	107
0283002270	1722	111
0283003490	0339	102
0283003570	0498	104
0283003571	0498	104
0283003590	0343	102
0283003630	0947	107
0283003630	1722	111
0283003631	0947	107
0283003631	1722	111
0283004160	0947	107
0283004160	1722	111
0283004410	0498	104
0283005720	0950	107
0283006940	0947	107
0283006940	1722	111
0283006990	0818	106
0283007170	0818	106
0283007530	0948	107
0283007990	0818	106
Nissan	Nº ZEN	Pg.
4169960	0608	105
4226442	0608	105
4474695	0608	105
4475032	0608	105
212025001	0448	103
212045002	0448	103
233542L70	0595	105
2331237502	0448	103
2331237504	0448	103
2331242670	0595	105
2331276201	0448	103
23312E3010	0144	101
23312E6800	0351	102
23312E6801	0351	102
23312N3300	0351	102
23312U6000	0351	102
23312V0601	0448	103
23312V6000	0351	102
23312Y0511	0352	102
23312Y0700	0351	102
2335420R10	0596	105
2335442L10	0450	103
2335442L11	0450	103
2335442L70	0595	105
23354T5000	0853	107
2335704E10	0595	105
2335720H12	9495	114
23357W1011	9426	114

Nissan	Nº ZEN	Pg.
23312V0601	0448	103
Onan	Nº ZEN	Pg.
1911087	0427	103
1911953	0943	107
Pal	Nº ZEN	Pg.
932208	0902	107
Paris Rhone	Nº ZEN	Pg.
55105	0217	101
70672	0217	101
95956	0216	101
103066	0117	100
Prestolite	Nº ZEN	Pg.
PD71	0117	100
PD8A	0188	101
59225	0879	107
PD13A	0879	107
229278	1622	110
229912	1637	110
K01221	12675	117
K01284	12675	117
K01555	1837	112
K21147	12682	117
35258669	12682	117
35259278	1622	110
35259952	12675	117
35260975	1621	110
35261543	1647	111
M93R3001SE	1881	113
Raisman	Nº ZEN	Pg.
OM90050	1656	111
Remy	Nº ZEN	Pg.
D2001	0039	99
D2005	0052	99
D2009	0052	99
D2017	0051	99
D2021	0052	99
D2024	0093	100
D2025	0093	100
D2026	0566	104
D2036	0567	104
D2037	0112	100
D2037	1928	113
D2042	0093	100
D2043	0566	104
D2047	0610	105
D2050	0612	105
D2054	1195	109
D2107	0051	99
D4123	0051	99
113218	1880	113
0800026	0052	99
0800069	0182	101
0800071	0182	101
830620	0110	100
830621	0626	105

Remy	Nº ZEN	Pg.
830622	1190	109
A43652	0112	100
A43652	1928	113
1109625	0110	100
1114087	0097	100
1839099	0039	99
1846089	1190	109
1851430	0051	99
1852410	0052	99
1852570	0052	99
1852716	0093	100
1852970	0052	99
1874133	0039	99
1875802	0566	104
1875852	0051	99
1875852	0566	104
1876857	0093	100
1877333	0566	104
1877345	0112	100
1877345	1928	113
1877353	0051	99
1877353	0566	104
1877354	0051	99
1877355	0093	100
1892899	0052	99
1892899	0567	104
1893560	0097	100
1893561	0914	107
1893562	0182	101
1894211	0110	100
1894212	0626	105
1894213	0097	100
1894214	0182	101
1894216	0182	101
1894220	0556	104
1894221	0555	104
1909514	0188	101
1914341	0117	100
1918079	0188	101
1918866	0117	100
1920669	0188	101
1921998	0117	100
1929402	0052	99
1930802	0052	99
1932031	0188	101
1932308	0566	104
1932526	0117	100
1932545	0117	100
1932603	0879	107
1932605	0117	100
1932890	0051	99
1932890	0566	104
1933404	0930	107
1933471	0093	100
1934488	0051	99

Remy	Nº ZEN	Pg.
1935487	0110	100
1935992	0052	99
1936647	0097	100
1940134	0051	99
1940138	0051	99
1941119	0093	100
1941157	0093	100
1942950	0093	100
1945487	0110	100
1945879	0626	105
1946174	0556	104
1946220	0052	99
1946945	0097	100
1946957	0097	100
1947912	0112	100
1947912	1928	113
1947920	0182	101
1948764	0188	101
1950058	0093	100
1950586	0182	101
1951180	0051	99
1951180	0566	104
1952083	0110	100
1952410	0052	99
1952410	0567	104
1952486	0051	99
1953151	0914	107
1953373	0110	100
1955777	0110	100
1960370	0110	100
1964127	0093	100
1964300	0188	101
1964302	0188	101
1965358	0051	99
1965358	0566	104
1966931	0093	100
1967042	0051	99
1967779	0110	100
1968131	0112	100
1968131	1928	113
1968355	0093	100
1970376	0112	100
1970376	1928	113
1970527	0626	105
1970711	0097	100
1971167	0182	101
1971706	0112	100
1971706	1928	113
1971707	0093	100
1975046	0093	100
1977004	0626	105
1979835	0555	104
1985129	0188	101
1985131	0879	107
1985132	0930	107

Remy	Nº ZEN	Pg.
1985262	0624	105
1986244	0625	105
1987756	0566	104
1989214	0610	105
4019393	0093	100
8000066	0110	100
8000067	0626	105
8000068	0097	100
10456455	1194	109
10457056	1194	109
10457057	0649	105
10457057	1195	109
10457058	0650	105
10457058	1196	109
10457059	0651	105
10457121	0722	106
10457122	0721	106
10457168	1196	109
10457362	0985	108
10457368	0985	108
10457579	1194	109
10468675	0612	105
10472565	1205	109
10473700	0612	105
10476528	1210	109
10479522	0112	100
10479522	1928	113
10484659	1112	108
10487536	0783	106
10492409	0958	107
10497496	0888	107
10497522	0112	100
10497522	1928	113
10498438	0566	104
10498623	0093	100
10499854	0567	104
10503933	0985	108
10511405	13131	115
10511410	1811	112
10512090	13130	115
10512091	13138	115
10512095	1809	112
10515810	1679	111
10515810	1805	112
10515811	1679	111
10515811	1805	112
10524228	1112	108
10526458	13117	115
10526464	13118	115
10526468	1810	112
19024391	0133	100
19024518	0392	103
19024520	0367	103
19024525	0378	103
19024527	0648	105

Remy	Nº ZEN	Pg.
19024909	0133	100
19025715	0367	103
0215002001	0850	106
DR10511410	1811	112
DR10512095	1809	112
DR10526468	1810	112
Subaru	Nº ZEN	Pg.
280992420	0339	102
Suzuki	Nº ZEN	Pg.
3132072031	0352	102
3132079030	0450	103
3132082130	0450	103
3132082139	0450	103
3132086030	0595	105
Thermo King	Nº ZEN	Pg.
442910	0376	103
TJ	Nº ZEN	Pg.
407	1883	113
0842116	0133	100
0842190	0133	100
0846190	0133	100
Toyota	Nº ZEN	Pg.
2801120540	0947	107
2801120540	1722	111
2801126041	0947	107
2801126041	1722	111
2801126041	9186	114
2801126042	0947	107
2801126042	1722	111
2801126042	9186	114
2801135030	0947	107
2801135030	1722	111
2801141020	0353	102
2801160041	0353	102
2801176070	0818	106
2810110710	0947	107
2810110710	1722	111
Tramontini	Nº ZEN	Pg.
20210088	1753	112
Unifap	Nº ZEN	Pg.
12147	12682	117
12221	12675	117
Unipoint	Nº ZEN	Pg.
SD5053	1722	111
SD5071	1829	112
SD5080	1831	112
SD5170	1828	112
SD5201	9186	114
Utb	Nº ZEN	Pg.
2130004	0561	104
Utms	Nº ZEN	Pg.
DV202749	0188	101
DV202750	0930	107
Valeo	Nº ZEN	Pg.
NE156	0217	101

Valeo	Nº ZEN	Pg.
NE711	0117	100
103066	0117	100
186621	0117	100
Volkswagen	Nº ZEN	Pg.
10060	0556	104
480322	0626	105
2431807	0036	114
04053926	0105	100
04053926	1364	109
04128642	0024	99
04128642	1359	109
059911335B	0108	100
ZBC911335	0108	100
3059112875	0348	102
78MU11350A	0108	100
BC4N11350A	0024	99
BC4N11350A	1359	109
BD0A11350A	0056	99
BD5T11350A	0085	100
T11911335A	0085	100
Wapsa	Nº ZEN	Pg.
2244	0024	99
2244	1359	109
224002	0022	99
224004	0024	99
224004	1359	109
224011	0193	101
224016	0056	99
224025	0073	99
224026	0085	100
224031	0086	100
224038	0024	99
224038	1359	109
224040	0125	100
224043	0024	99
224043	1359	109
224045	0186	101
224048	0348	102
224056	1190	109
224057	0622	105
2244036	0024	99
2244036	1359	109
Vw	Nº ZEN	Pg.
10061	0555	104
10120	0339	102
10127	0144	101
10639	0625	105
10640	0624	105
480115	0188	101
480417	0182	101

Agco	Nº ZEN	Pg.
83646400	1701	111
836667365	1701	111
836673289	1701	111
836873088	1698	111
Agrale	Nº ZEN	Pg.
7007010010005	1944	113
7007010018008	1944	113
Allis Chalmers	Nº ZEN	Pg.
1336643	0434	103
8620794	0567	104
8624170	0567	104
8624171	0567	104
8625404	0567	104
4885883R	0567	104
Autolite Prestolite	Nº ZEN	Pg.
MAY4147	0039	99
MBJ4115	0039	99
MES6101K	0117	100
MES6102K	0188	101
MES6301K	0117	100
MFJ6201J	0117	100
MFJ6301D	0188	101
MFJ6306C	0188	101
MFY6201K	0117	100
MES6103LUT	0188	101
MFY6101AUT	0117	100
MFY6104CUT	0188	101
Baker	Nº ZEN	Pg.
101363	0567	104
115109	0567	104
Bomag	Nº ZEN	Pg.
5710901	0308	102
5710903	0308	102
5710905	0308	102
5710919	0308	102
5710927	0308	102
5710930	0308	102
5719897	0308	102
57109019	0308	102
Bosch	Nº ZEN	Pg.
0000084013	0087	114
0001107058	1065	108
0001108050	1065	108
0001109021	1631	110
0001109022	1631	110
0001109026	1030	108
0001109028	1065	108
0001109066	1631	110
0001109067	1631	110
0001110018	1065	108
0001125016	1655	111
0001125017	1655	111
0001125018	1655	111
0001125019	1655	111
0001125046	1655	111

Bosch	Nº ZEN	Pg.
0001125047	1655	111
0001125048	1655	111
0001125049	1655	111
0001125605	1655	111
0001125606	1655	111
0001157024	0108	100
0001157025	0108	100
0001157028	0108	100
0001157029	0108	100
0001157030	0108	100
0001207003	0223	101
0001207006	0223	101
0001207012	0223	101
0001207014	0223	101
0001207015	0223	101
0001208004	0223	101
0001208006	0223	101
0001208007	0223	101
0001208032	0223	101
0001208200	0108	100
0001208201	0108	100
0001208202	0108	100
0001208206	0108	100
0001208208	0108	100
0001208209	0108	100
0001208211	0108	100
0001208216	0108	100
0001208217	0108	100
0001208224	0108	100
0001208225	0108	100
0001208226	0108	100
0001208227	0108	100
0001208228	0108	100
0001208229	0108	100
0001208233	0108	100
0001208400	0108	100
0001208405	0108	100
0001209001	0223	101
0001209006	0223	101
0001209014	0223	101
0001211020	0223	101
0001211207	0108	100
0001211215	0108	100
0001211229	0108	100
0001211242	0108	100
0001214001	0223	101
0001218162	1071	108
0001218165	1071	108
0001218172	0929	107
0001218772	0929	107
0001223503	1624	110
0001223504	1624	110
0001223507	1700	111
0001230001	1038	108
0001230002	1952	113

Bosch	Nº ZEN	Pg.
0001230006	1038	108
0001230007	1157	109
0001230009	1157	109
0001230010	1157	109
0001230012	1038	108
0001230013	1038	108
0001231002	1038	108
0001231003	1038	108
0001231005	1038	108
0001231010	1157	109
0001231011	1157	109
0001231018	1038	108
0001231033	1038	108
0001260001	1878	113
0001310005	0223	101
0001310010	0223	101
0001310013	0223	101
0001311007	0223	101
0001311016	0223	101
0001311025	0223	101
0001311045	0223	101
0001311050	0638	105
0001311051	0638	105
0001311101	0108	100
0001311103	0108	100
0001311104	0108	100
0001311105	0108	100
0001311106	0108	100
0001311107	0108	100
0001311108	0108	100
0001311109	0108	100
0001311110	0108	100
0001311112	0108	100
0001311114	0108	100
0001311117	0108	100
0001311118	0108	100
0001311120	0108	100
0001311121	0108	100
0001311122	0108	100
0001311124	0108	100
0001311125	0108	100
0001311126	0108	100
0001311127	0108	100
0001311131	0108	100
0001311132	0108	100
0001311136	0108	100
0001311137	0108	100
0001311139	0108	100
0001311140	0108	100
0001311141	0108	100
0001311143	0108	100
0001311145	0108	100
0001311147	0108	100
0001312108	1065	108
0001312109	1065	108

Bosch	Nº ZEN	Pg.
0001314010	0638	105
0001314018	0108	100
0001354006	1076	108
0001354010	0226	101
0001354012	1076	108
0001354016	0028	99
0001354021	1076	108
0001354025	1076	108
0001354026	0224	101
0001354032	0224	101
0001354041	1076	108
0001354048	1076	108
0001354055	1076	108
0001354064	0028	99
0001354068	1076	108
0001354076	0028	99
0001354080	0318	102
0001354082	0318	102
0001354084	0105	100
0001354084	1364	109
0001354085	1076	108
0001354087	1076	108
0001354088	0318	102
0001354091	0318	102
0001354092	0318	102
0001354093	0318	102
0001354097	0318	102
0001354099	0318	102
0001354100	0318	102
0001354103	0318	102
0001355009	1076	108
0001355014	0318	102
0001355015	0318	102
0001358017	0225	101
0001358018	0226	101
0001358020	0226	101
0001358027	0226	101
0001358030	0034	99
0001358033	0226	101
0001358038	0225	101
0001358046	0225	101
0001358047	0225	101
0001358051	0101	100
0001359001	0101	100
0001359002	0302	102
0001359003	0101	100
0001359004	0392	103
0001359006	0101	100
0001359006	0316	102
0001359007	0101	100
0001359008	0118	100
0001359008	0302	102
0001359009	0302	102
0001359010	0101	100
0001359011	0302	102

Bosch	Nº ZEN	Pg.	Bosch	Nº ZEN	Pg.	Bosch	Nº ZEN	Pg.	Bosch	Nº ZEN	Pg.
0001359016	0304	102	0001359108	0392	103	0001360047	1364	109	0001362302	0418	103
0001359019	0101	100	0001359109	0661	106	0001360049	0105	100	0001362303	0378	103
0001359020	0302	102	0001359110	0661	106	0001360049	1364	109	0001362304	0378	103
0001359024	0101	100	0001359111	0105	100	0001360050	0118	100	0001362305	0366	103
0001359031	0105	100	0001359111	1364	109	0001360054	0392	103	0001362306	0367	103
0001359031	1364	109	0001359112	0392	103	0001360055	0661	106	0001362308	0366	103
0001359034	0302	102	0001359113	0105	100	0001360056	0105	100	0001362309	0367	103
0001359040	0101	100	0001359113	1364	109	0001360056	1364	109	0001362311	0366	103
0001359050	0101	100	0001359118	0105	100	0001360057	0105	100	0001362312	0635	105
0001359053	0392	103	0001359118	1364	109	0001360057	1364	109	0001362313	0366	103
0001359055	0105	100	0001359119	0105	100	0001360059	0105	100	0001362314	0366	103
0001359055	1364	109	0001359119	1364	109	0001360059	1364	109	0001362316	0635	105
0001359056	0392	103	0001359122	0315	102	0001360061	0105	100	0001362319	0635	105
0001359057	0105	100	0001359124	0392	103	0001360061	1364	109	0001362321	0635	105
0001359057	1364	109	0001360002	0101	100	0001360063	0315	102	0001362322	0291	102
0001359060	0392	103	0001360002	0316	102	0001360064	0392	103	0001362323	0291	102
0001359062	0105	100	0001360003	0101	100	0001360065	0105	100	0001362324	0418	103
0001359062	1364	109	0001360004	0105	100	0001360065	1364	109	0001363002	0312	102
0001359064	0118	100	0001360004	1364	109	0001362012	0312	102	0001363002	0366	103
0001359067	0118	100	0001360009	0101	100	0001362013	0312	102	0001363101	0310	102
0001359067	0661	106	0001360013	0302	102	0001362016	0312	102	0001363105	0447	103
0001359069	0661	106	0001360016	0101	100	0001362017	0312	102	0001363106	1180	109
0001359071	0105	100	0001360020	0302	102	0001362021	0312	102	0001363107	0366	103
0001359071	1364	109	0001360025	0105	100	0001362024	0312	102	0001363109	0366	103
0001359072	0105	100	0001360025	1364	109	0001362032	0310	102	0001363110	0366	103
0001359072	1364	109	0001360027	0105	100	0001362033	0312	102	0001363111	0291	102
0001359073	0105	100	0001360027	1364	109	0001362034	0366	103	0001363112	0366	103
0001359073	1364	109	0001360029	0392	103	0001362035	0447	103	0001363113	0366	103
0001359074	0105	100	0001360030	0105	100	0001362036	0366	103	0001363115	0366	103
0001359074	1364	109	0001360030	1364	109	0001362039	0291	102	0001363116	0367	103
0001359075	0392	103	0001360031	0105	100	0001362040	0366	103	0001363117	0447	103
0001359076	0392	103	0001360031	1364	109	0001362041	0366	103	0001363118	0378	103
0001359077	0308	102	0001360032	0105	100	0001362042	0447	103	0001363119	1180	109
0001359081	0661	106	0001360032	1364	109	0001362046	0366	103	0001363120	1180	109
0001359082	0661	106	0001360033	0392	103	0001362050	0366	103	0001363122	0291	102
0001359083	0105	100	0001360034	0105	100	0001362051	0367	103	0001363125	0447	103
0001359083	1364	109	0001360034	1364	109	0001362053	0366	103	0001364100	0308	102
0001359084	0105	100	0001360035	0105	100	0001362059	0447	103	0001364101	0392	103
0001359084	1364	109	0001360035	1364	109	0001362062	0291	102	0001364102	0392	103
0001359087	0105	100	0001360036	0105	100	0001362063	0367	103	0001364103	0392	103
0001359087	1364	109	0001360036	1364	109	0001362064	0378	103	0001364104	0392	103
0001359089	0105	100	0001360037	0105	100	0001362072	0366	103	0001364105	0308	102
0001359089	1364	109	0001360037	1364	109	0001362073	0291	102	0001364108	0105	100
0001359090	0497	104	0001360038	0105	100	0001362074	0366	103	0001364108	1364	109
0001359091	0105	100	0001360038	1364	109	0001362075	0366	103	0001365004	0308	102
0001359091	1364	109	0001360039	0105	100	0001362076	0366	103	0001365005	0118	100
0001359097	0105	100	0001360039	1364	109	0001362091	0366	103	0001365007	0105	100
0001359097	1364	109	0001360040	0105	100	0001362092	0447	103	0001365007	1364	109
0001359099	0392	103	0001360040	1364	109	0001362095	0447	103	0001365008	0105	100
0001359100	0105	100	0001360041	0392	103	0001362096	0367	103	0001365008	1364	109
0001359100	1364	109	0001360042	0392	103	0001362097	0367	103	0001366001	0366	103
0001359101	0105	100	0001360043	0315	102	0001362102	0291	102	0001366004	0366	103
0001359101	1364	109	0001360046	0105	100	0001362105	1624	110	0001366008	0378	103
0001359104	0661	106	0001360046	1364	109	0001362300	0367	103	0001366009	0366	103
0001359106	0392	103	0001360047	0105	100	0001362301	0378	103	0001366011	0447	103

Bosch	Nº ZEN	Pg.	Bosch	Nº ZEN	Pg.	Bosch	Nº ZEN	Pg.	Bosch	Nº ZEN	Pg.
0001366012	0447	103	0001367067	0378	103	0001368069	0970	108	0001402081	0035	114
0001366014	0366	103	0001367068	0367	103	0001368070	0418	103	0001402083	0035	114
0001366015	0366	103	0001367070	0418	103	0001368071	0378	103	0001410019	0087	114
0001366017	0366	103	0001367071	0418	103	0001368072	0418	103	0001410021	0122	116
0001366018	0367	103	0001367072	0970	108	0001368076	0418	103	0001410021	0133	100
0001366020	0366	103	0001367074	0367	103	0001368082	0418	103	0001410026	0078	114
0001366021	0367	103	0001367300	0367	103	0001368083	0970	108	0001410027	0078	114
0001366022	0366	103	0001367301	0367	103	0001368085	0418	103	0001410032	0087	114
0001366024	0447	103	0001367302	0418	103	0001368300	0367	103	0001410034	0087	114
0001366027	0447	103	0001368001	0367	103	0001368301	0367	103	0001410035	0078	114
0001367001	0367	103	0001368002	0367	103	0001368302	0367	103	0001410037	0087	114
0001367002	0418	103	0001368003	0367	103	0001368306	0418	103	0001410041	0122	116
0001367004	0367	103	0001368005	0367	103	0001368307	0367	103	0001410041	0133	100
0001367005	0367	103	0001368006	0378	103	0001368309	0367	103	0001410044	0087	114
0001367007	0367	103	0001368007	0367	103	0001369001	0635	105	0001410046	0087	114
0001367008	0378	103	0001368008	0367	103	0001369003	0418	103	0001410047	0078	114
0001367009	0378	103	0001368009	0378	103	0001369005	0635	105	0001410050	0087	114
0001367010	0367	103	0001368010	0367	103	0001369007	0970	108	0001410062	0087	114
0001367011	0367	103	0001368011	0367	103	0001369009	0378	103	0001410063	0087	114
0001367012	0367	103	0001368012	0367	103	0001369014	0366	103	0001410063	0122	116
0001367013	0378	103	0001368013	0367	103	0001369019	0970	108	0001410063	0133	100
0001367014	0367	103	0001368014	0367	103	0001369025	0970	108	0001410069	0087	114
0001367015	0378	103	0001368015	0378	103	0001370001	1190	109	0001410074	0087	114
0001367017	0418	103	0001368017	0367	103	0001370002	0188	101	0001410077	0087	114
0001367018	0378	103	0001368018	0367	103	0001400152	0035	114	0001410087	0087	114
0001367019	0367	103	0001368019	0648	105	0001401002	0036	114	0001410089	0122	116
0001367020	0418	103	0001368020	0648	105	0001401007	0035	114	0001410089	0133	100
0001367021	0367	103	0001368021	0367	103	0001401025	0035	114	0001410094	0078	114
0001367023	0367	103	0001368022	0367	103	0001401041	0035	114	0001410098	0087	114
0001367024	0378	103	0001368023	0418	103	0001401044	0036	114	0001410102	0087	114
0001367026	0367	103	0001368024	0367	103	0001401045	0036	114	0001410106	0087	114
0001367027	0367	103	0001368025	0378	103	0001401046	0036	114	0001410111	0087	114
0001367028	0648	105	0001368028	0367	103	0001401049	0035	114	0001410115	0087	114
0001367029	0648	105	0001368030	0367	103	0001401050	0035	114	0001411005	0087	114
0001367030	0367	103	0001368031	0367	103	0001401051	0035	114	0001411007	0088	114
0001367031	0367	103	0001368032	0367	103	0001401052	0035	114	0001411010	0087	114
0001367032	0378	103	0001368033	0367	103	0001401061	0035	114	0001411012	0087	114
0001367033	0367	103	0001368034	0418	103	0001401066	0035	114	0001411013	0087	114
0001367034	0367	103	0001368035	0367	103	0001401074	0035	114	0001411015	0087	114
0001367037	0635	105	0001368039	0378	103	0001402002	0036	114	0001411016	0087	114
0001367039	0367	103	0001368040	0418	103	0001402008	0035	114	0001411036	0087	114
0001367043	0378	103	0001368041	0378	103	0001402050	0035	114	0001413018	0087	114
0001367045	0367	103	0001368044	0418	103	0001402051	0036	114	0001414008	0087	114
0001367046	0367	103	0001368046	0378	103	0001402052	0036	114	0001414019	0087	114
0001367047	0418	103	0001368047	0367	103	0001402053	0036	114	0001415007	0078	114
0001367048	0418	103	0001368049	0378	103	0001402054	0035	114	0001415008	0087	114
0001367049	0367	103	0001368050	0378	103	0001402055	0035	114	0001415009	0087	114
0001367050	0367	103	0001368052	0418	103	0001402057	0036	114	0001415011	0087	114
0001367051	0418	103	0001368055	0367	103	0001402058	0035	114	0001415013	0087	114
0001367052	0367	103	0001368058	0378	103	0001402059	0035	114	0001415017	0087	114
0001367054	0814	106	0001368059	0635	105	0001402060	0035	114	0001416003	0087	114
0001367057	0418	103	0001368060	0418	103	0001402061	0035	114	0001416004	0078	114
0001367059	0367	103	0001368062	0367	103	0001402071	0035	114	0001416005	0087	114
0001367061	0784	106	0001368063	0367	103	0001402075	0035	114	0001416006	0087	114
0001367066	0418	103	0001368068	0418	103	0001402080	0035	114	0001416007	0087	114

Bosch	Nº ZEN	Pg.	Bosch	Nº ZEN	Pg.	Bosch	Nº ZEN	Pg.	Bosch	Nº ZEN	Pg.
0001416008	0087	114	0001420006	0188	101	9000082075	0108	100	9000083062	0118	100
0001416009	0087	114	0001420007	0188	101	9000082076	0108	100	9000083063	0105	100
0001416011	0087	114	0001420008	0188	101	9000082078	0108	100	9000083063	1364	109
0001416012	0087	114	0001420009	0117	100	9000083000	0043	99	9000083064	0105	100
0001416030	0087	114	0001420010	0188	101	9000083001	0034	99	9000083064	1364	109
0001416031	0087	114	0001420011	0188	101	9000083002	0059	99	9000083065	0105	100
0001416032	0087	114	0001420013	0117	100	9000083003	0060	99	9000083065	1364	109
0001416033	0087	114	0001420014	0117	100	9000083011	0034	99	9000083066	0105	100
0001416034	0087	114	0001420015	0117	100	9000083012	0034	99	9000083066	1364	109
0001416035	0087	114	0001420024	0117	100	9000083013	0060	99	9000083067	0105	100
0001416036	0087	114	0001420025	0117	100	9000083014	0034	99	9000083067	1364	109
0001416039	0087	114	0001420026	0188	101	9000083015	1076	108	9000083068	0105	100
0001416048	0087	114	0001420027	0188	101	9000083018	0034	99	9000083068	1364	109
0001416049	0087	114	0001421001	0117	100	9000083019	0060	99	9000083069	0496	104
0001416050	0087	114	0001421002	0117	100	9000083020	0034	99	9000083071	0497	104
0001416053	0087	114	0001421003	0117	100	9000083024	0092	100	9000083072	0668	106
0001416058	0087	114	0001421004	0117	100	9000083025	0092	100	9000083074	0105	100
0001416061	0089	114	0001421006	0117	100	9000083027	0105	100	9000083074	1364	109
0001416062	0087	114	0001421007	0188	101	9000083027	1364	109	9000083075	0497	104
0001416067	0087	114	0001421008	0117	100	9000083028	0105	100	9000083076	0497	104
0001416068	0087	114	0001421009	0188	101	9000083028	1364	109	9000083077	0748	106
0001416069	0087	114	0001421010	0188	101	9000083029	0034	99	9000084007	0089	114
0001416070	0087	114	0001501001	0035	114	9000083030	0059	99	9000084007	0122	116
0001416071	0087	114	0001501003	0036	114	9000083031	0105	100	9000084007	0133	100
0001416075	0087	114	0001501020	0036	114	9000083031	1364	109	9000084008	0088	114
0001416076	0087	114	0001501032	0036	114	9000083035	0118	100	9000084008	0122	116
0001417002	0087	114	0001501038	0035	114	9000083036	0105	100	9000084008	0133	100
0001417016	0087	114	2006202000	0776	106	9000083036	1364	109	9000084009	0089	114
0001417022	0087	114	2006209000	0776	106	9000083038	0118	100	9000084009	0122	116
0001417023	0087	114	9000062014	0108	100	9000083040	0060	99	9000084009	0133	100
0001417024	0087	114	9000082004	0062	99	9000083041	0118	100	9000084010	0087	114
0001417033	0087	114	9000082020	0034	99	9000083042	0118	100	9000084010	0122	116
0001417035	0087	114	9000082024	0108	100	9000083043	0315	102	9000084010	0133	100
0001417042	0087	114	9000082025	0108	100	9000083045	0105	100	9000084011	0087	114
0001417043	0087	114	9000082028	0163	101	9000083045	1364	109	9000084011	0122	116
0001417044	0087	114	9000082033	0108	100	9000083046	0105	100	9000084011	0133	100
0001417045	0087	114	9000082035	0108	100	9000083046	1364	109	9000084012	0087	114
0001417047	0087	114	9000082036	0108	100	9000083050	0105	100	9000084012	0122	116
0001417048	0087	114	9000082041	0108	100	9000083050	1364	109	9000084012	0133	100
0001417054	0087	114	9000082042	0108	100	9000083051	0118	100	9000084013	0087	114
0001417055	0087	114	9000082043	0108	100	9000083052	0105	100	9000084013	0122	116
0001417056	0087	114	9000082048	0108	100	9000083052	1364	109	9000084013	0133	100
0001417060	0087	114	9000082050	0108	100	9000083053	0105	100	9000084014	0087	114
0001417065	0089	114	9000082051	0108	100	9000083053	1364	109	9000084014	0122	116
0001417066	0087	114	9000082054	0108	100	9000083054	0105	100	9000084014	0133	100
0001417068	0087	114	9000082055	0108	100	9000083054	1364	109	9000084015	0122	116
0001417071	0087	114	9000082058	0108	100	9000083055	0118	100	9000084015	0133	100
0001417072	0087	114	9000082059	0108	100	9000083056	0105	100	9000084016	0133	100
0001417075	0089	114	9000082063	0108	100	9000083056	1364	109	9000084017	0087	114
0001418010	0087	114	9000082064	0108	100	9000083058	0118	100	9000084017	0122	116
0001420001	0117	100	9000082065	0108	100	9000083059	0118	100	9000084017	0133	100
0001420002	0188	101	9000082067	0108	100	9000083060	0105	100	9000084018	0087	114
0001420003	0117	100	9000082069	0108	100	9000083060	1364	109	9000084018	0122	116
0001420004	0117	100	9000082071	0108	100	9000083061	0105	100	9000084018	0133	100
0001420005	0117	100	9000082074	0108	100				9000084019	0087	114

Bosch	Nº ZEN	Pg.
9000084019	0122	116
9000084019	0133	100
9000084020	0088	114
9000084020	0122	116
9000084020	0133	100
9000084021	0087	114
9000084021	0122	116
9000084021	0133	100
9000084022	0088	114
9000084022	0133	100
9000084023	0088	114
9000084023	0133	100
9000084024	0089	114
9000084026	0089	114
9000085004	0036	114
9000141116	0108	100
9000142001	0108	100
9000142002	0108	100
9000142003	0108	100
9000142102	0108	100
9000143101	0302	102
9000143305	0392	103
9000143412	0418	103
9000143415	0418	103
9000143416	0418	103
9000143601	0418	103
9000333105	0108	100
9000334102	0108	100
9000452003	0348	102
9000453001	0024	99
9000453001	1359	109
9000453004	0024	99
9000453004	1359	109
9000453005	0024	99
9000453005	1359	109
9000453006	0024	99
9000453006	1359	109
9000453007	0186	101
9000453008	0186	101
9000453009	0024	99
9000453009	1359	109
9000453011	0024	99
9000453011	1359	109
9000453012	0085	100
9000453013	0125	100
9000453014	0024	99
9000453014	1359	109
9000453015	0024	99
9000453015	1359	109
9000453016	0024	99
9000453016	1359	109
9000453017	0024	99
9000453017	1359	109
9000453019	0024	99
9000453019	1359	109

Bosch	Nº ZEN	Pg.
9000453027	0085	100
9000453028	0024	99
9000453028	1359	109
9000453029	1190	109
9000453032	0024	99
9000453032	1359	109
9000453033	0085	100
9000453034	0024	99
9000453034	1359	109
9000453038	0024	99
9000453038	1359	109
9000453041	0024	99
9000453041	1359	109
9000453042	0024	99
9000453042	1359	109
9000453043	0024	99
9000453043	1359	109
9000453044	0186	101
9000453045	0186	101
9000453046	0024	99
9000453046	1359	109
9000453047	0024	99
9000453047	1359	109
9000453048	0125	100
9000453049	0024	99
9000453049	1359	109
9000453050	0024	99
9000453050	1359	109
9000453051	0024	99
9000453051	1359	109
9000453052	0024	99
9000453052	1359	109
9000453054	0024	99
9000453054	1359	109
9000453055	0056	99
9000453059	0024	99
9000453059	1359	109
9000453061	0024	99
9000453061	1359	109
9000453062	0085	100
9000453064	0622	105
9000453065	0622	105
9000453066	1190	109
9000453067	0622	105
9000453068	0622	105
9000453072	0668	106
9000453073	0118	100
9000453074	0105	100
9000453074	1364	109
9000453075	0497	104
9000453076	0497	104
9000453080	0668	106
9000453082	0105	100
9000453083	0105	100
9000453086	0118	100

Bosch	Nº ZEN	Pg.
9000453088	0315	102
9000453089	0392	103
9000453090	0315	102
9000453091	0315	102
9967600004	0035	114
9967600005	0036	114
F000AL0128	1638	110
F000AL0135	1690	111
F000AL0154	1929	113
F000ALO700	0118	100
F002G20658	1937	113
F006AL0602	0497	104
F006ALO602	0497	104
Cargo	Nº ZEN	Pg.
131766	0776	106
232632	0776	106
Case	Nº ZEN	Pg.
A20873	0567	104
A36582	0567	104
A36583	0567	104
A38413	0567	104
A47466	0567	104
A57092	0567	104
A59671	0567	104
D32189	0567	104
G44881	0567	104
G44927	0567	104
91902C1	0434	103
A162469	0434	103
A181642	0970	108
A187597	0970	108
E010372	0308	102
104192A1	0567	104
114799A1	0970	108
P941519Q	0970	108
396587R91	0567	104
Caterpillar	Nº ZEN	Pg.
88190	0567	104
4N0241	0434	103
4N4405	0930	107
655293	0567	104
677750	0567	104
7M8651	0110	100
7M8651	9074	114
7N0923	0434	103
9G6941	0434	103
Chrysler	Nº ZEN	Pg.
15056	0110	100
15056	9074	114
15113	0110	100
15113	9074	114
2958166	0567	104
4091950	0495	104
4111855	0495	104
4145359	0495	104

Chrysler	Nº ZEN	Pg.
4240449	0495	104
5206270	0339	102
5213085	0339	102
5213190	0339	102
5213370	0339	102
5213395	0339	102
40911920	0495	104
Clark	Nº ZEN	Pg.
316595	0567	104
335861	0567	104
391632	0567	104
636180	0567	104
916303	0567	104
999665	0567	104
1636179	0567	104
1636180	0567	104
2355693	0567	104
2355694	0567	104
2377360	0567	104
3001006	0567	104
3001008	0567	104
3001018	0567	104
3002935	0567	104
3004551	0567	104
3004552	0567	104
3004555	0567	104
3004562	0567	104
3042514	0567	104
3136105	0567	104
CNH	Nº ZEN	Pg.
82036365	1700	111
84208918	1700	111
87398251	1700	111
87583927	1700	111
87751000	1698	111
504388220	1700	111
Cummins	Nº ZEN	Pg.
3283312	0970	108
3283812	0970	108
4948058	1881	113
C4948058	1881	113
3604645RX	0555	104
Daihatsu	Nº ZEN	Pg.
2810072010	0947	107
2810072010	1722	111
Denso	Nº ZEN	Pg.
AM133636	1885	113
280004800	1828	112
280005300	1828	112
280005301	1828	112
280005510	1828	112
280005511	1828	112
280005530	1828	112
280005531	1828	112
280005532	1828	112

Denso	Nº ZEN	Pg.	Denso	Nº ZEN	Pg.	Denso	Nº ZEN	Pg.	Denso	Nº ZEN	Pg.
280005541	1828	112	280006892	1828	112	1280001572	1828	112	1280006860	1828	112
280005543	1828	112	280006893	1828	112	1280001573	1828	112	1280006861	1828	112
280005550	1828	112	280006900	1828	112	1280001574	1828	112	1280007280	1828	112
280005551	1828	112	280006901	1828	112	1280001580	1828	112	1280007281	1828	112
280005552	1828	112	280006902	1828	112	1280001581	1828	112	1280007282	1828	112
280005553	1828	112	280006910	1828	112	1280001582	1828	112	1280007283	1828	112
280005560	1828	112	280006911	1828	112	1280001583	1828	112	1280007290	1828	112
280005561	1828	112	280006912	1828	112	1280001584	1828	112	1280007291	1828	112
280005570	1828	112	280006950	1828	112	1280001585	1828	112	1280007292	1828	112
280005571	1828	112	280006951	1828	112	1280001790	1828	112	1280007293	1828	112
280005620	1828	112	280007140	1828	112	1280001870	1885	113	1280007294	1828	112
280005660	1828	112	280007241	1828	112	1280002560	1831	112	1280007360	1828	112
280005661	1828	112	280007242	1828	112	1280002740	1829	112	1280007361	1828	112
280005690	1828	112	280007400	1828	112	1280002930	1828	112	1280007362	1828	112
280005691	1828	112	280007540	1828	112	1280002931	1828	112	1280007363	1828	112
280005692	1828	112	280007542	1828	112	1280002932	1828	112	1280007480	1885	113
280005693	1828	112	280007731	1828	112	1280002933	1828	112	1280007920	1828	112
280005832	1828	112	280007732	1828	112	1280003080	1828	112	1280007921	1828	112
280005833	1828	112	280007800	1828	112	1280003081	1828	112	1280007922	1828	112
280005834	1828	112	280007801	1828	112	1280003082	1828	112	1280007923	1828	112
280005835	1828	112	280007802	1828	112	1280003120	1829	112	1280007932	1828	112
280005840	1828	112	280007810	1828	112	1280003512	1828	112	1280007933	1828	112
280005841	1828	112	280007811	1828	112	1280003513	1828	112	1280008290	1828	112
280005850	1828	112	280008070	1828	112	1280003514	1828	112	1280008290	1831	112
280005860	1828	112	280008071	1828	112	1280004100	1828	112	1280008620	1828	112
280005862	1828	112	280008072	1828	112	1280004101	1828	112	1280008621	1828	112
280005863	1828	112	280008490	1828	112	1280004220	1829	112	1280009580	1828	112
280005871	1828	112	280008491	1828	112	1280004870	1885	113	1280009581	1828	112
280005880	1829	112	280008500	1828	112	1280004910	1829	112	1280009582	1828	112
280005890	1828	112	280008501	1828	112	1280005091	1828	112	1280009970	1828	112
280005891	1828	112	280008840	1828	112	1280005370	1831	112	1280009971	1828	112
280006060	1828	112	280008841	1828	112	1280005380	1828	112	2280000120	1885	113
280006061	1828	112	280008842	1828	112	1280005381	1828	112	2280000270	1828	112
280006062	1828	112	280009331	1828	112	1280005382	1828	112	2280000271	1828	112
280006200	1828	112	280009332	1828	112	1280005730	1831	112	2280000271	1831	112
280006201	1828	112	280009333	1828	112	1280005731	1831	112	2280000281	1828	112
280006290	1828	112	280993570	1831	112	1280005732	1831	112	2280000282	1828	112
280006291	1828	112	1280000292	1828	112	1280006170	1828	112	2280000291	1828	112
280006340	1828	112	1280000380	1828	112	1280006171	1828	112	2280000292	1828	112
280006341	1828	112	1280000381	1828	112	1280006172	1828	112	2280000350	1828	112
280006460	1828	112	1280000382	1828	112	1280006173	1828	112	2280000351	1828	112
280006461	1828	112	1280000383	1828	112	1280006180	1828	112	2280000570	1828	112
280006462	1828	112	1280000520	1828	112	1280006181	1828	112	2280000571	1828	112
280006463	1828	112	1280000530	1828	112	1280006182	1828	112	2280000630	1831	112
280006590	1828	112	1280000531	1828	112	1280006183	1828	112	2280001350	1831	112
280006591	1828	112	1280000532	1828	112	1280006184	1828	112	2280001420	1831	112
280006780	1828	112	1280000972	1828	112	1280006810	1828	112	2280001590	1828	112
280006780	1831	112	1280000973	1828	112	1280006811	1828	112	2280001591	1828	112
280006870	1828	112	1280001000	1828	112	1280006812	1828	112	2280001600	1828	112
280006871	1828	112	1280001001	1828	112	1280006822	1828	112	2280001601	1828	112
280006872	1828	112	1280001060	1828	112	1280006823	1828	112	2280001610	1828	112
280006880	1828	112	1280001060	1831	112	1280006830	1828	112	2280001611	1828	112
280006881	1828	112	1280001561	1828	112	1280006831	1828	112	2280001661	1828	112
280006882	1828	112	1280001570	1828	112	1280006832	1828	112	2280001671	1828	112
280006891	1828	112	1280001571	1828	112	1280006833	1828	112	2280001790	1828	112



Denso	Nº ZEN	Pg.
2280001791	1828	112
2280001830	1828	112
2280001830	1831	112
2280002030	1828	112
2280002031	1828	112
2280002110	1828	112
2280002111	1828	112
2280002200	1831	112
2280002290	1828	112
2280002290	1829	112
2280002640	1885	113
2280002660	1828	112
2280002670	1829	112
2280003070	1828	112
2280003080	1828	112
2280003090	1828	112
2280003100	1828	112
2280003230	1828	112
2280003310	1829	112
2280003320	1829	112
2280003700	1831	112
2280003710	1828	112
2280003810	1828	112
2280003810	1829	112
2280004680	1828	112
2280005311	1831	112
2280005460	1831	112
2280005641	1828	112
2280005641	1831	112
2280005830	1828	112
2280005980	1828	112
2280005990	1828	112
2280006380	1828	112
2280006470	1828	112
2280006471	1828	112
2280007300	1829	112
2280007380	1831	112
2280007500	1831	112
2280007550	1828	112
2280007550	1831	112
2280007990	1885	113
2280009020	1828	112
2280009261	1885	113
2800002640	1885	113
2800007190	1885	113
4280000190	1829	112
4280001190	1828	112
4280001190	1829	112
4280001660	1831	112
4280001850	1828	112
4280001850	1829	112
4280001860	1828	112
4280001860	1829	112
4280002370	1828	112

Deutz	Nº ZEN	Pg.
F2L201	1898	113
1161422	0308	102
1172099	0308	102
1302023	0308	102
04132652	1898	113
04300285	1898	113
D2011L3	1898	113
F2M2011	1898	113
13028386	1881	113
B17R24X4	0308	102
F3L1011	1898	113
F4L2011	1898	113
TD2011L3	1898	113
TD2011L4	1898	113
D2011L2	1898	113
BF4L1011FT	1898	113
Efel	Nº ZEN	Pg.
22202	0035	114
Facet	Nº ZEN	Pg.
26211M/T	0064	99
Femsa	Nº ZEN	Pg.
MTH241	0036	114
MTH242	0036	114
MTH244	0036	114
Fiat	Nº ZEN	Pg.
587624	0035	114
4127580	0035	114
4169095	0315	102
4169096	0315	102
4169912	0608	105
4172004	0608	105
4172113	0608	105
4187587	0608	105
4187590	0608	105
4231018	0608	105
4232191	0608	105
4234741	0608	105
4269114	0608	105
4682999	0315	102
4988513	0561	104
8961386	0035	114
8962211	0035	114
8962232	0035	114
42522942	0308	102
61227993	0087	114
Ford	Nº ZEN	Pg.
26211	0064	99
26291	0064	99
SA769	1224	109
SA771	1224	109
SA774	1224	109
SA775	1224	109
SA776	1224	109
SA777	1224	109
SA784	1224	109

Ford	Nº ZEN	Pg.
SA790	1224	109
SA800	1224	109
SA807	1224	109
SA739A	0670	106
SA739B	0669	106
SA769A	1224	109
SA771A	1224	109
SAE770	0596	105
SAE781	0596	105
SAI761	0450	103
SAI772	0450	103
SAI773	0450	103
SAI780	0450	103
SAI783	0450	103
SAI788	0450	103
B65818400	0450	103
F0011002A	1224	109
FE1H18400	0596	105
B35918400A	0450	103
B63018400A	0450	103
B67618400A	0450	103
C3TF11000A	0110	100
C3TF11000A	9074	114
C3TZ11001A	0110	100
C3TZ11001A	9074	114
C4TF11000A	0110	100
C4TF11000A	9074	114
C4TZ11002A	0110	100
C4TZ11002A	9074	114
C5TF11000B	0093	100
C5TZ11002C	0110	100
C5TZ11002C	9074	114
C6TF11000B	0093	100
C6TF11001A	0110	100
C6TF11001A	9074	114
C6TZ11001A	0093	100
C6TZ11002C	0093	100
C7TF11000A	0093	100
C8TF11000B	0182	101
C8TZ11002A	0182	101
C8ZF11000C	0097	100
C8ZF11000C	9028	114
C9HZ11000C	0110	100
C9HZ11000C	9074	114
D3OZ11002A	0097	100
D3OZ11002A	9028	114
D3TF11000A	0110	100
D3TF11000A	9074	114
D4TZ11002E	0097	100
D4TZ11002E	9028	114
E0HZ11002A	0182	101
E22E18400A	0596	105
E5TZ11002B	0670	106
E8TZ11002A	0669	106
E8TZ11002A	0670	106

Ford	Nº ZEN	Pg.
E90Y11002A	1224	109
E90Y11002B	1224	109
E92Z11002A	0596	105
E9BZ11002A	0450	103
E9JY11002A	0450	103
E9SZ11002A	1224	109
E9SZ11002B	1224	109
F02Z11002A	1224	109
F02Z11002B	0596	105
F0BY11002B	0450	103
F0BZ11002B	0450	103
F0JY11002A	0450	103
F0OY11002A	1224	109
F0TZ11002A	1224	109
F12Z11002A	0596	105
F13Z11002A	1224	109
F1JY11002A	0450	103
F22518400A	0596	105
F23Z11002A	1224	109
F23Z11002B	1224	109
F2DZ11002A	1224	109
F2TZ11002A	1224	109
F3DZ11002A	1224	109
F7GZ11002A	0450	103
F9JY11002A	0450	103
FOFZ11002A	1224	109
FOTZ11002A	1224	109
FOTZ11002B	1224	109
D3TF11000CA	0097	100
D3TF11000CA	9028	114
D3TF11001CA	0097	100
D3TF11001CA	9028	114
E0HT11000AA	0182	101
E0HT11000AB	0182	101
E5TF11000AA	0670	106
E8TF11000AA	0669	106
E8TF11000AA	0670	106
E90F11000BA	1224	109
E9SF11000AA	1224	109
E9SF11000BA	1224	109
F02U11000AA	1224	109
F0OU11000AA	1224	109
F13U11000AA	1224	109
F23U11000AA	1224	109
F23U11000BC	1224	109
F2DU11000AA	1224	109
F2DU11000BA	1224	109
F2TU11000AA	1224	109
F3DU11000AA	1224	109
F3TU11000AA	0670	106
FO2F11000AA	1224	109
FO7U11000AA	1224	109
FO7U11000BA	1224	109
FOCF11000BA	1224	109
FOCU11000BA	1224	109

Foton	Nº ZEN	Pg.
QD263	1711	111
General Motors/	Nº ZEN	Pg.
30001695	0450	103
30001696	0595	105
94022494	0351	102
Hitachi	Nº ZEN	Pg.
S1224	0376	103
S1227	0376	103
S1234	0448	103
S1246	0376	103
S1248	0376	103
S1256	0376	103
S1258	0376	103
S1259	0376	103
S1261	0376	103
S1263	0448	103
S1264	0448	103
S1268	0448	103
S1282	0376	103
S1284	0539	104
S1288	0376	103
S1306	0376	103
S1323	0448	103
S1325	0376	103
S1328	0376	103
S1331	0376	103
S1333	0376	103
S1334	0448	103
S1336	0448	103
S1338	0448	103
S1340	0448	103
S1343	0448	103
S1345	0448	103
S1346	0448	103
S1218D	0448	103
S1219C	0448	103
S1219K	0448	103
S1224A	0376	103
S1234A	0448	103
S1241A	0376	103
S1263A	0448	103
S1263B	0448	103
S1263C	0448	103
S1268A	0448	103
S1268B	0448	103
S1268D	0448	103
S1306A	0376	103
S1333A	0376	103
S1333B	0376	103
S1334A	0448	103
S1340A	0448	103
S13443	0448	103
S1345A	0448	103
S1345B	0448	103
S1346A	0448	103

Hitachi	Nº ZEN	Pg.
S1361A	0539	104
S25106	0448	103
S25123	0448	103
S25129	0448	103
S25132	0448	103
S25141	0448	103
S25152	0448	103
S114126	0351	102
S114170	0351	102
S114171	0351	102
S114172	0351	102
S114173	0351	102
S114174	0351	102
S114177	0351	102
S114180	0351	102
S114181	0351	102
S114182	0351	102
S114197	0351	102
S114202	0351	102
S114218	0351	102
S114229	0351	102
S114240	0351	102
S114247	0351	102
S114248	0351	102
S114295	0351	102
S114298	0351	102
S114301	0351	102
S114313	0351	102
S114343	0351	102
S114381	0351	102
S114382	0351	102
S114608	0351	102
S114808	1556	109
S114815	1556	109
S114883	1556	109
S114884	1556	109
S12119C	0448	103
S1219KA	0448	103
S1219KB	0448	103
S144301	0351	102
S114126L	0351	102
S114126M	0351	102
S114170B	0351	102
S114170E	0351	102
S114171A	0351	102
S114171D	0351	102
S114172A	0351	102
S114172D	0351	102
S114172E	0351	102
S114173B	0351	102
S114173E	0351	102
S114173F	0351	102
S114180F	0351	102
S114180M	0351	102
S114182G	0351	102

Hitachi	Nº ZEN	Pg.
S114202A	0351	102
S114218A	0351	102
S114229E	0351	102
S114229F	0351	102
S114247A	0351	102
S114247C	0351	102
S114814A	1556	109
S114817A	1556	109
Honda	Nº ZEN	Pg.
DRK1E	9186	114
31200657671	9186	114
31200675671	9186	114
31200689661	9186	114
31200689662	9186	114
31200PA0671	9186	114
31200PB2016	9186	114
31200PC2004	9186	114
31200PC2661	9186	114
31200PC2662	9186	114
31200PC2671	9186	114
31200PC2672	9186	114
31200PC6661	9186	114
31200PD2661	9186	114
31200PE0661	9186	114
31200PE1671	9186	114
31200PG6911	9186	114
31200PM3003	9186	114
31200PV2662	9186	114
31200PV2671	9186	114
Hyster	Nº ZEN	Pg.
282661	0567	104
IHC Navistar	Nº ZEN	Pg.
267904C91	0567	104
446427C92	0567	104
500164C91	0567	104
844187C91	0567	104
3144932R92	0308	102
Ingersoll Rand	Nº ZEN	Pg.
462361	0930	107
Ishikawajima	Nº ZEN	Pg.
185086240	0947	107
185086240	1722	111
185086320	0351	102
185086321	0351	102
185086340	0947	107
185086340	1722	111
Iskra	Nº ZEN	Pg.
AZJ320	1600	110
IS1064	1701	111
IS1165	1699	111
IS1189	1700	111
AZE2194	1944	113
AZE4122	1701	111
AZE4125	1700	111
AZE4128	1700	111

Iskra	Nº ZEN	Pg.
AZE4148	1699	111
AZE4150	1700	111
AZE4151	1700	111
AZE4156	1700	111
AZE4159	1700	111
AZE4165	1700	111
AZE4166	1701	111
AZE4169	1709	111
AZE4170	1700	111
AZE4171	1701	111
AZE4172	1700	111
AZE4173	1700	111
AZE4185	1709	111
AZE4190	1700	111
AZE4192	1700	111
AZE4195	1700	111
AZE4197	1700	111
AZE4199	1700	111
AZE4201	1700	111
AZE4204	1700	111
AZE4207	1700	111
AZE4208	1700	111
AZE4209	1701	111
AZE4211	1699	111
AZE4214	1700	111
AZE4215	1700	111
AZE4221	1700	111
AZE4222	1699	111
AZE4226	1700	111
AZE4227	1700	111
AZE4228	1709	111
AZE4261	1709	111
AZE4540	1701	111
AZE4573	1700	111
AZE4579	1700	111
AZE4597	1701	111
AZE4603	1754	112
AZE4620	1754	112
AZE4648	1754	112
AZE4649	1754	112
AZE4653	1754	112
AZE4654	1754	112
AZE4655	1754	112
AZE6537	1898	113
AZE6554	1898	113
AZE6556	1898	113
AZE6563	1898	113
AZE6567	1898	113
AZE6589	1898	113
AZF4102	1678	111
AZF4115	1678	111
AZF4116	1678	111
AZF4119	1678	111
AZF4122	1678	111
AZF4129	1678	111

Iskra	Nº ZEN	Pg.	Iskra	Nº ZEN	Pg.	Iskra	Nº ZEN	Pg.	Iskra	Nº ZEN	Pg.
AZF4131	1678	111	AZF4570	1678	111	11130579	1616	110	11131315	1700	111
AZF4132	1678	111	AZF4595	1678	111	11130595	1951	113	11131370	1678	111
AZF4135	1678	111	AZF4597	1678	111	11130624	1616	110	11131375	1678	111
AZF4141	1698	111	AZF4598	1678	111	11130626	1951	113	11131382	1678	111
AZF4143	1678	111	AZJ3118	1073	108	11130627	1616	110	11131397	1678	111
AZF4154	1698	111	AZJ3144	1616	110	11130629	1616	110	11131424	1700	111
AZF4158	1678	111	AZJ3148	1616	110	11130631	1616	110	11131426	1701	111
AZF4159	1678	111	AZJ3151	1616	110	11130632	1616	110	11131430	1678	111
AZF4160	1678	111	AZJ3182	1616	110	11130659	1616	110	11131433	1678	111
AZF4164	1678	111	AZJ3198	1616	110	11130686	1951	113	11131436	1678	111
AZF4170	1678	111	AZJ3201	1616	110	11130692	1600	110	11131464	1678	111
AZF4183	1678	111	AZJ3203	1616	110	11130692	1951	113	11131488	1678	111
AZF4184	1678	111	AZJ3205	1616	110	11130705	1951	113	11131507	1678	111
AZF4185	1678	111	AZJ3206	1616	110	11130710	1600	110	11131508	1678	111
AZF4190	1698	111	AZJ3212	1616	110	11130710	1951	113	11131515	1701	111
AZF4196	1678	111	AZJ3234	1600	110	11130711	1616	110	11131518	1944	113
AZF4204	1678	111	AZJ3247	1600	110	11130785	1616	110	11131520	1678	111
AZF4205	1678	111	AZJ3248	1616	110	11130821	1951	113	11131535	1700	111
AZF4206	1678	111	AZJ3287	1616	110	11130823	1073	108	11131542	1698	111
AZF4208	1678	111	AZJ3305	1616	110	11130824	1073	108	11131544	1700	111
AZF4214	1678	111	AZJ3306	1616	110	11130835	1616	110	11131550	1678	111
AZF4228	1678	111	AZJ3315	1616	110	11130836	1698	111	11131598	1699	111
AZF4242	1678	111	AZJ3319	1600	110	11130861	1951	113	11131602	1698	111
AZF4243	1678	111	AZJ3352	1616	110	11130872	1616	110	11131605	1700	111
AZF4245	1678	111	AZJ3357	1616	110	11130875	1616	110	11131606	1700	111
AZF4246	1678	111	AZJ3405	1600	110	11130887	1951	113	11131611	1678	111
AZF4247	1678	111	AZJ3447	1616	110	11130890	1616	110	11131612	1678	111
AZF4248	1678	111	AZJ3449	1073	108	11130895	1951	113	11131613	1678	111
AZF4254	1678	111	AZJ3548	1073	108	11130897	1600	110	11131635	1616	110
AZF4258	1678	111	10130121	0035	114	11130904	1678	111	11131640	1678	111
AZF4260	1678	111	10130123	0035	114	11130941	1678	111	11131651	1073	108
AZF4266	1678	111	11130005	0035	114	11130998	1616	110	11131658	1678	111
AZF4270	1678	111	11130009	0035	114	11131017	1951	113	11131659	1700	111
AZF4283	1678	111	11130076	1060	108	11131018	1616	110	11131663	1898	113
AZF4287	1678	111	11130104	0035	114	11131035	1700	111	11131696	1700	111
AZF4288	1678	111	11130115	0035	114	11131036	1700	111	11131705	1678	111
AZF4291	1678	111	11130124	1059	108	11131050	1700	111	11131706	1678	111
AZF4302	1751	112	11130148	0035	114	11131060	1678	111	11131709	1678	111
AZF4304	1678	111	11130158	0036	114	11131063	1754	112	11131716	1700	111
AZF4309	1751	112	11130179	1951	113	11131065	1678	111	11131727	1698	111
AZF4310	1751	112	11130200	1060	108	11131085	1951	113	11131728	1701	111
AZF4312	1751	112	11130201	1951	113	11131092	1678	111	11131751	1709	111
AZF4313	1751	112	11130229	1073	108	11131112	1700	111	11131752	1754	112
AZF4314	1751	112	11130254	1073	108	11131116	1701	111	11131753	1754	112
AZF4339	1751	112	11130322	1059	108	11131144	1951	113	11131761	1700	111
AZF4513	1698	111	11130373	1060	108	11131145	1678	111	11131763	1678	111
AZF4520	1678	111	11130407	1073	108	11131191	1678	111	11131772	1754	112
AZF4524	1678	111	11130409	1073	108	11131216	1700	111	11131773	1701	111
AZF4541	1678	111	11130412	1073	108	11131221	1754	112	11131780	1700	111
AZF4542	1678	111	11130414	1951	113	11131227	1678	111	11131781	1700	111
AZF4550	1678	111	11130484	1073	108	11131228	1678	111	11131782	1678	111
AZF4553	1678	111	11130491	1073	108	11131236	1951	113	11131783	1678	111
AZF4562	1678	111	11130509	1616	110	11131237	1678	111	11131784	1678	111
AZF4568	1678	111	11130520	1616	110	11131249	1600	110	11131788	1754	112
AZF4569	1678	111	11130526	1616	110	11131279	1700	111	11131789	1754	112

Iskra	Nº ZEN	Pg.
11131792	1678	111
11131793	1700	111
11131811	1678	111
11131833	1709	111
11131856	1678	111
11131890	1700	111
11131892	1700	111
11131893	1678	111
11131894	1678	111
11131896	1678	111
11131897	1678	111
11131898	1678	111
11131900	1678	111
11131930	1678	111
11131932	1700	111
11131942	1700	111
11131945	1678	111
11131946	1700	111
11131947	1700	111
11131948	1898	113
11131950	1898	113
11131956	1700	111
11131963	1700	111
11131964	1700	111
11131965	1678	111
11131966	1700	111
11131970	1701	111
11131974	1699	111
11131975	1700	111
11131984	1700	111
11131987	1678	111
11131989	1700	111
11131990	1700	111
11132012	1678	111
11132050	1700	111
11132051	1699	111
11132056	1678	111
11132067	1700	111
11132068	1700	111
11132069	1678	111
11132070	1678	111
11132073	1678	111
11132077	1898	113
11132084	1709	111
11132095	1898	113
11132114	1751	112
11132118	1678	111
11132137	1751	112
11132138	1751	112
11132140	1751	112
11132141	1751	112
11132142	1751	112
11132227	1709	111
11132231	1751	112
11132378	1898	113

Isuzu	Nº ZEN	Pg.
181001890	0894	107
1811001890	0894	107
1811001891	0894	107
1811001900	0894	107
1811001910	0894	107
1811001920	0894	107
1811001970	0894	107
1811001971	0894	107
1811002061	0894	107
1811002530	0894	107
1811002531	0894	107
1811002590	0894	107
1811002890	0894	107
5811000571	0376	103
5811000740	0376	103
5811000800	0376	103
5811000820	0376	103
5811000860	9260	114
5811000990	0376	103
5811001110	0376	103
5811001111	0376	103
5811001112	0376	103
5811001300	0351	102
5811001370	0351	102
5811001550	9260	114
5811001660	9260	114
5811001661	9260	114
5811001742	0894	107
5811001830	9260	114
8941233870	9260	114
8941305600	0351	102
8941337583	9260	114
8941492490	9260	114
8941702050	9260	114
8942044380	0351	102
8942045380	0351	102
8942134065	0351	102
8942135381	0351	102
8942138220	0351	102
8942226880	0351	102
8942243880	0351	102
8942340650	0351	102
8944127301	9260	114
9821001520	0376	103
9821001522	0376	103
9821001830	0376	103
9821001832	0376	103
Italacciai	Nº ZEN	Pg.
26211M	0064	99
26211U	0096	100
26273E	0150	101
1362051	0367	103
1362302	0418	103
1410032	0087	114
4187587	0608	105

Italacciai	Nº ZEN	Pg.
4988513	0561	104
D11E079	0217	101
D11E156	0216	101
280002681	0353	102
23300B5013	0352	102
23300N3301	0351	102
Iveco	Nº ZEN	Pg.
500338953	1624	110
504015749	1700	111
John Deere	Nº ZEN	Pg.
E48134	0625	105
TY1434	0567	104
TY1435	0567	104
TY1456	0567	104
TY1457	0567	104
TY6629	0567	104
TY6654	0813	106
TY6687	0813	106
TY6691	0567	104
TY6694	0567	104
TY6695	0567	104
TY6704	0567	104
TY6714	0813	106
TY6718	0813	106
AJ59342	1637	110
AJ60123	1637	110
AL81154	1952	113
AM34753	1656	111
AM37725	1656	111
AP22652	0567	104
AR11160	0567	104
AR11161	0567	104
AR11300	0567	104
AR11305	0567	104
AR16277	0434	103
AR41627	0434	103
AR70611	0434	103
AR84333	0813	106
AT12283	0567	104
AT12458	0567	104
AT14860	0567	104
AT15334	0567	104
AT15335	0567	104
AT16209	0567	104
AT16311	0567	104
AT17411	0567	104
RE13722	0434	103
RE15663	0813	106
RE15718	0813	106
RE23900	0434	103
RE43422	0813	106
RE50326	1952	113
TY25964	0813	106
TY25965	0813	106
TY26007	0567	104

John Deere	Nº ZEN	Pg.
TY26034	0567	104
TY26038	0567	104
AM107631	1885	113
AM108390	1885	113
AM124993	1885	113
AM127877	1885	113
AM131296	1885	113
AP22652H	0567	104
RE509856	1637	110
RE509857	1637	110
SE501414	0308	102
SE501418	0813	106
SE501419	0813	106
SE501437	0567	104
Kawasaki	Nº ZEN	Pg.
211637002	1885	113
211637004	1885	113
211637014	1885	113
211637015	1885	113
211637026	1885	113
KHD	Nº ZEN	Pg.
1161420	0308	102
1161422	0308	102
1163626	0308	102
1163669	0308	102
1163758	0308	102
1172099	0308	102
1181751	1898	113
1182382	1898	113
1182384	1898	113
1182386	1898	113
01183404	1898	113
1183404	1898	113
1301833	0308	102
1302023	0308	102
4300006	1898	113
Kohler	Nº ZEN	Pg.
1209803	1885	113
2409801	1885	113
4109805	1656	111
4509804	1656	111
4509805	1656	111
4809801	1656	111
4809802	1656	111
4809804	1656	111
A277214	1656	111
A277599	1656	111
1209803S	1885	113
2409801S	1885	113
Kramer	Nº ZEN	Pg.
1000124272	1898	113
Kubota	Nº ZEN	Pg.
1542563011	1957	113
1550163012	1957	113
1550463011	0947	107

Kubota	Nº ZEN	Pg.
1550463011	1722	111
1551163011	1957	113
1552163012	1957	113
1574163011	0947	107
1574163011	1722	111
1585263011	0584	104
1585263012	0584	104
1961663012	1957	113
E719563010	1885	113
Leece Neville	Nº ZEN	Pg.
7282M	0879	107
8282M	0879	107
7072MB	0117	100
7072MC	0117	100
7082MA	0188	101
7086MA	0188	101
7086MB	0188	101
7120MA	0188	101
7146MA	0117	100
7146MB	0117	100
7148MA	0117	100
7186MB	0188	101
7408MA	0879	107
M0017137	0930	107
M0017157	0930	107
M0017191	0930	107
CATF11000A	0110	100
CATF11000A	9074	114
CATZ110024	0110	100
CATZ110024	9074	114
M0017232MA	0188	101
M0017234MA	0188	101
M0017274MA	0188	101
Lester	Nº ZEN	Pg.
16947	9495	114
17258	1951	113
18219	1556	109
18328	1556	109
18361	1952	113
19331	1937	113
Liebherr	Nº ZEN	Pg.
6200827	0308	102
Lucas Indiel	Nº ZEN	Pg.
26211	0322	102
26312	0064	99
26338	0064	99
26338	0322	102
26339	0064	99
26339	0322	102
26395	0064	99
26395	0322	102
27510	0155	101
27573	0155	101
27574	0155	101
S5012	0064	99

Lucas Indiel	Nº ZEN	Pg.
S5012	0322	102
26211U	0096	100
26236L	0155	101
26246M	0150	101
26248M	0155	101
26256H	0155	101
26260E	0155	101
26285F	0155	101
26288F	0155	101
26290B	0150	101
26291E	0096	100
26304D	0150	101
26312A	0064	99
26312B	0096	100
26323A	0150	101
26390A	0594	104
26412A	0155	101
26413A	0155	101
26422A	0155	101
26427A	0150	101
27245A	0155	101
27403A	0155	101
27407A	0155	101
27408A	0155	101
27414A	0155	101
27423A	0134	101
27435A	0155	101
27439A	0155	101
27446A	0155	101
27452A	0134	101
27459A	0155	101
27469A	0155	101
27475A	0134	101
27511A	0480	103
27513A	0155	101
27568A	0155	101
27583D	0155	101
LRS1976	1624	110
26132A/F	0041	99
26132H/R	0041	99
26143A/H	0041	99
26143J/Q	0041	99
26172A/L	0041	99
26208A/E	0322	102
26211A/L	0322	102
26211M/T	0064	99
26227A/Q	0064	99
26227R/V	0096	100
26236A/K	0067	99
26238A/L	0067	99
26238M/Q	0155	101
26248A/L	0067	99
26256A/E	0067	99
26259A/K	0067	99
26259L/N	0155	101

Lucas Indiel	Nº ZEN	Pg.
26264A/F	0067	99
26264H/K	0155	101
26265J/M	0096	100
26271A/E	0067	99
26271F/J	0155	101
26273E/F	0150	101
26273H/M	0150	101
26274E/F	0150	101
26274H/N	0150	101
26275F/K	0134	101
26279A/E	0067	99
26279F/K	0155	101
26280F/J	0134	101
26281A/E	0067	99
26281F/J	0155	101
26283A/F	0067	99
26283H/K	0155	101
26284A/E	0485	104
26285A/E	0067	99
26287A/E	0067	99
26288A/E	0067	99
26291A/D	0064	99
26294D/E	0150	101
26294F/Q	0150	101
26295D/Q	0150	101
26305A/B	0064	99
26305D/N	0096	100
26306E/H	0134	101
26310A/D	0067	99
26310A/E	0067	99
26310E/F	0155	101
26316A/M	0096	100
26317B/H	0398	103
26321A/B	0067	99
26321D/F	0155	101
26329A/L	0096	100
26338A/F	0096	100
26339A/K	0096	100
26341A/J	0096	100
26342A/B	0485	104
26342D/L	0485	104
26343A/K	0150	101
26344A/F	0150	101
26345A/J	0150	101
26347A/B	0155	101
26350A/B	0064	99
26351A/H	0150	101
26352A/L	0096	100
26355A/J	0398	103
26356A/M	0398	103
26357A/E	0150	101
26358A/H	0150	101
26361A/E	0398	103
26364A/F	0155	101
26365A/F	0150	101

Lucas Indiel	Nº ZEN	Pg.
26366A/F	0150	101
26369A/J	0150	101
26370B/E	0155	101
26372A/B	0594	104
26374A/F	0150	101
26375A/D	0155	101
26376A/L	0150	101
26378A/H	0150	101
26379A/F	0096	100
26385A/B	0594	104
26387A/E	0155	101
26388A/F	0398	103
26390B/E	0594	104
26391A/B	0155	101
26393A/F	0150	101
26395A/H	0096	100
26403A/D	0150	101
26404A/D	0150	101
26407A/F	0398	103
26408A/E	0150	101
26409A/E	0150	101
26410A/B	0150	101
26411A/B	0150	101
26414A/E	0150	101
26430A/D	0096	100
26431A/B	0096	100
26436A/B	0150	101
27409A/D	0155	101
27411A/B	0155	101
27412A/D	0134	101
27415A/D	0155	101
27416A/D	0134	101
27417A/D	0155	101
27420A/B	0155	101
27424A/B	0155	101
27426A/F	0155	101
27427A/E	0155	101
27429A/B	0155	101
27430A/B	0594	104
27432A/E	0155	101
27433A/D	0155	101
27461A/B	0155	101
27464A/B	0155	101
27468A/B	0155	101
27470A/B	0155	101
27474A/B	0155	101
27500A/J	0480	103
27502A/D	0155	101
27503A/D	0155	101
27504A/B	0480	103
27506A/D	0480	103
27507A/B	0480	103
27512A/D	0557	104
27514A/B	0155	101
27515A/E	0155	101

Lucas Indiel	Nº ZEN	Pg.
27516A/D	0480	103
27518A/E	0155	101
27519A/D	0155	101
27522A/D	0155	101
27523A/D	0155	101
27524A/B	0155	101
27525A/B	0155	101
27526A/D	0155	101
27527A/B	0155	101
27528A/D	0480	103
27532A/D	0155	101
27536A/D	0155	101
27537A/B	0155	101
27538A/D	0155	101
27539A/F	0155	101
27540A/H	0155	101
27541A/D	0155	101
27550A/B	0155	101
27553A/D	0480	103
27554A/B	0480	103
27559A/E	0155	101
27562A/B	0480	103
27565B/D	0155	101
27570A/B	0155	101
27571A/B	0155	101
27572A/B	0155	101
35256034	0102	100
35256424	0492	104
35256425	0102	100
35256433	0102	100
35256519	0102	100
35256520	0102	100
35256637	0102	100
35256900	0102	100
35257188	0102	100
35257655	0492	104
35257720	0102	100
35258400	1134	109
35258420	1134	109
35258460	1134	109
35258490	1635	110
35258540	0978	108
35258560	1134	109
35258660	1635	110
35258670	0492	104
35258710	0978	108
35258720	1134	109
35258840	1134	109
35258930	0102	100
35259040	1635	110
35259240	1604	110
35259260	1595	110
35259300	1622	110
35259310	1602	110
35259360	1726	112

Lucas Indiel	Nº ZEN	Pg.
35259390	1637	110
35259400	1635	110
35259520	1595	110
35259570	1636	110
35259580	1090	108
35259590	1637	110
35259600	1637	110
35259620	1090	108
35259630	1090	108
35259640	1090	108
35259660	1090	108
35259680	1596	110
35259690	1637	110
35259750	1596	110
35259830	1595	110
35259840	1595	110
35259870	1090	108
35260828	1635	110
35260830	1595	110
35260840	1595	110
35260890	1621	110
35260940	1622	110
35260950	1622	110
35261070	1622	110
35261135	1603	110
35261175	1602	110
35261355	1596	110
35261385	1647	111
35261395	1603	110
35261425	1596	110
35261445	1719	111
35261740	1603	110
35261770	1604	110
35261780	1603	110
35261810	1713	111
35262020	1604	110
35262190	1603	110
35262460	1604	110
35262634	1090	108
LRS01976	1624	110
26246MM50	0150	101
26287/F/J	0155	101
26312AM50	0064	99
26312BM50	0096	100
26323AM50	0150	101
26427AM50	0150	101
26431AM50	0096	100
26208AEM45	0322	102
26211ALM50	0322	102
26211MTM50	0064	99
26211MTM50	0096	100
26291ADM50	0064	99
26305ABM50	0064	99
26317BDM50	0398	103
26356ABM50	0398	103

Lucas Indiel	Nº ZEN	Pg.
26404ADM50	0150	101
26407AEM50	0398	103
Mack Truck	Nº ZEN	Pg.
8MJ4167	0308	102
Magneti Marelli	Nº ZEN	Pg.
MSN2036	1624	110
63211627	0035	114
63211665	0035	114
63211669	0035	114
63213127	0035	114
63213812	0035	114
63214349	0035	114
63214371	0035	114
63216225	0035	114
63216325	0035	114
63224170	0608	105
63224500	0608	105
63224580	0608	105
63224600	0608	105
63224602	0608	105
63280040	1693	111
63280041	1693	111
Massey Ferguson	Nº ZEN	Pg.
114939701	0308	102
114939702	0308	102
Mazda	Nº ZEN	Pg.
F601	0352	102
22218400	0144	101
32418400	0144	101
77918400	0352	102
022218400A	0144	101
032418400A	0144	101
032418400B	0352	102
042618400A	0144	101
042618400B	0144	101
478010400	0450	103
478018400	0450	103
077918400A	0352	102
813118400	0352	102
821818400	0352	102
893618400	0352	102
893718400	0352	102
896418400	0352	102
896718400	0352	102
AM1518400	0595	105
B30318400	0450	103
B35918400	0450	103
B50518400	0450	103
B59318400	0450	103
B61P18400	0450	103
B63018400	0450	103
B67618400	0450	103
D50118400	0352	102
D50218400	0352	102
D50518400	0352	102

Mazda	Nº ZEN	Pg.
D53018400	0450	103
E22E18400	0596	105
E30118400	0352	102
E35618400	0450	103
E35718400	0450	103
F21418400	0596	105
F24018400	0450	103
F2D418400	0596	105
F60118400	0352	102
F80218400	0352	102
F80618400	0352	102
F85018400	0352	102
F8B18400A	0450	103
FE0518400	0352	102
FE1H18400	0596	105
FE5018400	0352	102
FE7918400	0352	102
H83318400	0352	102
HE1918400	0352	102
HE2018400	0352	102
478018400A	0450	103
489418400B	0144	101
489418400C	0144	101
489418400D	0144	101
808818400A	0352	102
813118400A	0352	102
B30318400A	0450	103
B31518400A	0450	103
B31518400B	0450	103
B61R18400A	0450	103
B63018400A	0450	103
B67618400A	0450	103
B67618400B	0450	103
B6S818400A	0450	103
D30618400A	0352	102
D306A8400B	0352	102
D50118400A	0352	102
D50218400A	0352	102
D50518400A	0352	102
D50518400B	0450	103
E30118400A	0352	102
E35618400A	0352	102
E35618400B	0450	103
F21418400A	0596	105
F21418400B	0596	105
F21418400C	0596	105
F24018400B	0450	103
F2D418400A	0596	105
F60118400A	0352	102
F60118400B	0352	102
F80218400A	0352	102
F80218400B	0352	102
F85018400A	0352	102
F85018400B	0352	102
F85018400E	0450	103

Mazda	Nº ZEN	Pg.	Mitsubishi	Nº ZEN	Pg.	Mitsubishi	Nº ZEN	Pg.	Mitsubishi	Nº ZEN	Pg.
F8B118400A	0450	103	MD21674	0352	102	M1T72088	0595	105	M2T67883	1046	108
F8B118400B	0450	103	MD81567	0450	103	M1T72181	0596	105	M2T69081	1046	108
F8B118400C	0450	103	ME10AZR	0144	101	M1T72182	0596	105	M2T72871	1046	108
FE0518400B	0352	102	ME12AZR	0144	101	M1T72581	0595	105	M2T74171	12812	115
FE0518400C	0352	102	MT36100	0595	105	M1T72583	0595	105	M2T74371	1046	108
FE0518400C	0450	103	M0T65381	1592	109	M1T73281	0595	105	M2T78381	1046	108
FE1J18400A	0450	103	M0T65581	1592	109	M1T73283	0595	105	M2T78481	1046	108
FE5018400A	0352	102	M0T70281	0595	105	M1T73381	0595	105	M2T78482	1046	108
FE5018400B	0352	102	M0T70381	0595	105	M1T73383	0595	105	M2T80772	0887	107
FE5018400E	0450	103	M0T70481	0595	105	M1T74881	0595	105	M3M32722	0450	103
FE5A18400A	0450	103	M0T70681	0595	105	M2T10171	0144	101	M3M32782	0450	103
HE1918400A	0352	102	M0T70781	0595	105	M2T10271	0144	101	M3Q38882	0450	103
HE1918400B	0352	102	M0T70981	0595	105	M2T10282	0352	102	M3T10071	0144	101
HE2018400A	0352	102	M0T71181	0595	105	M2T15772	0144	101	M3T10072	0144	101
Mercedes Benz	Nº ZEN	Pg.	M0T71381	0595	105	M2T20181	0352	102	M3T10171	0144	101
A0051512201	0985	108	M0T71581	0595	105	M2T20181	0853	107	M3T10172	0352	102
A0051517601	0985	108	M0T71681	0595	105	M2T20182	0352	102	M3T10271	0144	101
A0051518301	1112	108	M0T72581	0595	105	M2T20223	0352	102	M3T10272	0144	101
Mitsubishi	Nº ZEN	Pg.	M0T73281	0595	105	M2T20281	0352	102	M3T10371	0144	101
MEWR	0144	101	M0T73381	0595	105	M2T20282	0352	102	M3T10372	0144	101
MQJR	0144	101	M0T77681	0595	105	M2T30481	0584	104	M3T10572	0144	101
79581	0595	105	M0T85681	0595	105	M2T30581	0450	103	M3T10672	0144	101
ME031	0144	101	M1M70685	0595	105	M2T30583	0450	103	M3T11172	0144	101
ME041	0144	101	M1M70981	0596	105	M2T32281	0450	103	M3T11173	0144	101
MQJ1R	0144	101	M1M71281	0596	105	M2T40081	0450	103	M3T11174	0144	101
MQJ2R	0144	101	M1M71481	0596	105	M2T42381	0584	104	M3T11272	0144	101
MQJ6R	0144	101	M1M72086	0595	105	M2T42881	0450	103	M3T11372	0144	101
232415	1046	108	M1M72181	0596	105	M2T44081	0450	103	M3T11373	0144	101
232415	12812	115	M1M72182	0596	105	M2T48081	0450	103	M3T11772	0144	101
M2T322	0450	103	M1Q71281	0596	105	M2T49881	0450	103	M3T12372	0144	101
M3T244	0450	103	M1T60081	1592	109	M2T52881	9426	114	M3T12572	0144	101
MCA020	0144	101	M1T60181	1592	109	M2T53083	0595	105	M3T12672	0144	101
ME10WR	0144	101	M1T60381	0758	106	M2T54571	9791	114	M3T13071	0144	101
MEA010	0144	101	M1T60581	1592	109	M2T54572	9791	114	M3T13072	0144	101
MEA011	0144	101	M1T70481	0595	105	M2T55271	1046	108	M3T15072	0144	101
MEA030	0144	101	M1T70482	0595	105	M2T55271	12812	115	M3T15073	0144	101
MEA031	0144	101	M1T70483	0595	105	M2T56181	12812	115	M3T15074	0144	101
MEA040	0144	101	M1T70485	0595	105	M2T56182	12812	115	M3T15075	0144	101
MEA041	0144	101	M1T70681	0595	105	M2T56185	12812	115	M3T15171	0144	101
MEA061	0144	101	M1T70685	0595	105	M2T56271	12812	115	M3T15271	0144	101
MEA071	0144	101	M1T70686	0595	105	M2T56471	1046	108	M3T15372	0144	101
MEA121	0144	101	M1T70687	0595	105	M2T56471	12812	115	M3T15675	0144	101
MEC012	0144	101	M1T70981	0596	105	M2T56472	1046	108	M3T15772	0144	101
MED030	0144	101	M1T70985	0596	105	M2T57771	12812	115	M3T15872	0144	101
MED031	0144	101	M1T71081	0596	105	M2T57881	1046	108	M3T15972	0144	101
MED032	0144	101	M1T71281	0596	105	M2T58081	9495	114	M3T19171	0144	101
MED034	0144	101	M1T71381	0595	105	M2T58381	9495	114	M3T19271	0144	101
MED041	0144	101	M1T71382	0595	105	M2T58481	9495	114	M3T19471	0144	101
MED042	0144	101	M1T71481	0596	105	M2T61771	1046	108	M3T20081	0352	102
MED074	0144	101	M1T71581	0595	105	M2T62971	12812	115	M3T20181	0352	102
MEO107	0427	103	M1T71681	0595	105	M2T65271	1046	108	M3T20381	0352	102
MGA060	0352	102	M1T71881	0596	105	M2T65271	12812	115	M3T20681	0352	102
1368852	0450	103	M1T72081	0595	105	M2T65272	1046	108	M3T20781	0352	102
M3T2581	0352	102	M1T72085	0595	105	M2T67881	1046	108	M3T21281	0352	102
M3T3381	0352	102	M1T72086	0595	105	M2T67882	1046	108	M3T21281	0450	103

Mitsubishi	Nº ZEN	Pg.	Mitsubishi	Nº ZEN	Pg.	Mitsubishi	Nº ZEN	Pg.	Mitsubishi	Nº ZEN	Pg.
M3T21282	0352	102	M3T32588	0450	103	M3T43581	0450	103	M8T80373	0887	107
M3T21381	0352	102	M3T32589	0450	103	M3T48181	0450	103	M8T80374	0887	107
M3T21381	0450	103	M3T32591	0450	103	M3T49381	0450	103	M8T80772	0887	107
M3T21781	0450	103	M3T32592	0450	103	M3T49581	0450	103	M8T80789	0887	107
M3T21882	0450	103	M3T32593	0450	103	M3T49585	0450	103	M8T85071	0887	107
M3T22081	0352	102	M3T32681	0352	102	M3T49781	0450	103	M8T85171	0887	107
M3T22381	0352	102	M3T32781	0352	102	M3T57575	0887	107	M8T85271	0887	107
M3T22581	0352	102	M3T32782	0352	102	M3T67771	9791	114	M8T85471	0887	107
M3T22581	0450	103	M3T33182	0450	103	M3T70081	0450	103	M8T85571	0887	107
M3T22582	0352	102	M3T33281	0450	103	M3T90011	0670	106	M8T87071	0887	107
M3T22681	0352	102	M3T33282	0450	103	M3T90071	0670	106	M8T87171	0887	107
M3T22781	0352	102	M3T33381	0352	102	M3T90072	0669	106	MD001333	0352	102
M3T24481	0352	102	M3T33382	0352	102	M3T90072	0670	106	MD001550	0144	101
M3T24482	0352	102	M3T33581	0352	102	M3V38881	0450	103	MD001552	0144	101
M3T24482	0450	103	M3T33582	0352	102	M3V38882	0450	103	MD001553	0144	101
M3T24483	0352	102	M3T33583	0352	102	M3Y24482	0450	103	MD001555	0352	102
M3T24485	0352	102	M3T33585	0352	102	M4714674	0144	101	MD003550	0144	101
M3T24486	0352	102	M3T33586	0352	102	M4T14372	0144	101	MD003551	0144	101
M3T24487	0352	102	M3T33587	0352	102	M4T14572	0144	101	MD011550	0144	101
M3T24488	0352	102	M3T33588	0352	102	M4T14672	0144	101	MD011553	0144	101
M3T25081	0352	102	M3T35081	0352	102	M4T14673	0144	101	MD016729	0450	103
M3T25281	0352	102	M3T35082	0352	102	M4T14674	0144	101	MD016851	0450	103
M3T25781	0352	102	M3T35088	0352	102	M4T14771	0144	101	MD016863	0450	103
M3T25782	0352	102	M3T3586D	0450	103	M4T14872	0144	101	MD019891	0352	102
M3T25783	0352	102	M3T38082	0450	103	M4T41672	0144	101	MD019895	0352	102
M3T25785	0352	102	M3T38181	0450	103	M8I50071	0887	107	MD021665	0144	101
M3T25882	0352	102	M3T38381	0450	103	M8T50171	0887	107	MD021666	0144	101
M3T25883	0352	102	M3T38481	0450	103	M8T50271	0887	107	MD021670	0144	101
M3T25885	0352	102	M3T38581	0450	103	M8T50471	0887	107	MD021672	0144	101
M3T25885	0450	103	M3T38682	0450	103	M8T55171	0887	107	MD021674	0352	102
M3T25891	0352	102	M3T38881	0450	103	M8T55471	0887	107	MD021676	0144	101
M3T27686	0352	102	M3T38882	0450	103	M8T60073	0887	107	MD021679	0144	101
M3T27786	0450	103	M3T38883	0450	103	M8T60371	0887	107	MD021686	0144	101
M3T29482	0450	103	M3T38884	0450	103	M8T60372	0887	107	MD027400	0352	102
M3T29681	0352	102	M3T38885	0450	103	M8T60373	0887	107	MD027401	0352	102
M3T30081	0352	102	M3T38981	0450	103	M8T60374	0887	107	MD034120	0352	102
M3T30082	0352	102	M3T38982	0450	103	M8T60389	0887	107	MD034121	0352	102
M3T30088	0352	102	M3T39182	0352	102	M8T60471	0887	107	MD066761	0450	103
M3T30281	0352	102	M3T39385	0450	103	M8T60489	0887	107	MD069166	12812	115
M3T30282	0352	102	M3T39481	0450	103	M8T60571	0887	107	MD070934	12812	115
M3T30285	0352	102	M3T39523	0450	103	M8T60771	0887	107	MD081567	0450	103
M3T30286	0352	102	M3T39981	0450	103	M8T60773	0887	107	MD081568	0450	103
M3T30381	0352	102	M3T41081	0450	103	M8T60871	0887	107	MD084414	12812	115
M3T30382	0352	102	M3T41083	0450	103	M8T70371	0887	107	MD085730	0352	102
M3T30581	0450	103	M3T41088	0450	103	M8T70971	0887	107	MD099667	0595	105
M3T30583	0450	103	M3T41181	0450	103	M8T71571	0887	107	MD100431	0450	103
M3T30681	0450	103	M3T41185	0450	103	M8T75171	0887	107	MD101219	0450	103
M3T30781	0352	102	M3T41186	0450	103	M8T77071	0887	107	MD107614	0450	103
M3T30782	0352	102	M3T41282	0450	103	M8T77072	0887	107	MD107615	0450	103
M3T30881	0450	103	M3T41285	0450	103	M8T77074	0887	107	MD112625	0595	105
M3T30981	0450	103	M3T41681	0450	103	M8T77075	0887	107	MD136933	0595	105
M3T32382	0352	102	M3T42781	0450	103	M8T80071	0887	107	MD161437	0450	103
M3T32581	0352	102	M3T42881	0450	103	M8T80171	0887	107	MD162836	0450	103
M3T32582	0352	102	M3T43381	0450	103	M8T80371	0887	107	MD162837	0450	103
M3T32583	0352	102	M3T43481	0450	103	M8T80372	0887	107	MD162838	0450	103



Mitsubishi	Nº ZEN	Pg.	Mitsubishi	Nº ZEN	Pg.	Nippon	Nº ZEN	Pg.	Nippondenso	Nº ZEN	Pg.
MD162839	0595	105	M3T162838	0450	103	0280008432	1957	113	280004010	1722	111
MD162840	0595	105	M3T164866	0450	103	0280008740	1957	113	280004020	9186	114
MD162842	0595	105	M3T189054	0450	103	0280009031	1957	113	280004021	9186	114
MD162843	0595	105	M3T20681A	0352	102	0280009032	1957	113	280004044	9186	114
MD163188	0595	105	M3T21281D	0450	103	1280000120	1957	113	280004240	9186	114
MD164866	0450	103	M3T21381D	0450	103	1280000130	1957	113	280004241	9186	114
MD164975	12812	115	M3T21781D	0450	103	1280000180	1957	113	280004242	9186	114
MD164976	12812	115	M3T21882D	0450	103	1280000181	1957	113	280004243	9186	114
MD170049	0595	105	M3T24482A	0352	102	1280000280	1957	113	280004250	9186	114
MD172860	0595	105	M3T24482H	0450	103	1280000300	1957	113	280004251	9186	114
MD172861	0595	105	M3T24482K	0450	103	1280000940	1957	113	280004252	9186	114
MD172863	0595	105	M3T24486A	0352	102	1280000950	1957	113	280004253	9186	114
MD172864	0595	105	M3T24486H	0450	103	1280001900	1957	113	280004320	9186	114
MD174482	0595	105	M3T25252H	0450	103	1280002131	1957	113	280004321	9186	114
MD174483	0595	105	M3T25282H	0450	103	1280002140	1957	113	280004322	9186	114
MD180238	0450	103	M3T25285A	0450	103	1280002190	1957	113	280004323	9186	114
MD180239	0450	103	M3T25885A	0450	103	1280004570	1957	113	280004340	9186	114
MD180937	0595	105	M3T27686D	0450	103	1280005080	1957	113	280004341	9186	114
MD182488	0595	105	M3T29482D	0450	103	1280005630	1957	113	280004342	9186	114
MD184420	1885	113	M3T302589	0450	103	1280005691	1957	113	280004343	0947	107
MD188720	0595	105	M3T32782D	0450	103	1280006990	1957	113	280004343	1722	111
MD188721	0595	105	M3T335081	0352	102	1280007471	1957	113	280004343	9186	114
MD189054	0450	103	M3T335820	0352	102	2280000211	1957	113	280004450	0947	107
MD192222	0450	103	M3T33582A	0352	102	2280000990	0818	106	280004450	1722	111
MD192228	0450	103	M3T33586A	0352	102	2280000991	0818	106	280004450	9186	114
MD318086	0596	105	M3T388682	0450	103	2280001060	0818	106	280004510	9186	114
ME012994	0887	107	M3T38881A	0450	103	2280001530	0818	106	280004512	9186	114
ME012995	0887	107	M3T38881B	0450	103	2280001531	0818	106	280004540	9186	114
ME013008	0887	107	M3T38881C	0450	103	2280004570	0818	106	280004550	9186	114
ME014418	0887	107	M3T38882A	0450	103	2280006482	0818	106	280004900	9186	114
MED10AZR	0144	101	M3T38882B	0450	103	2280007800	0818	106	280004930	0607	105
MM111514	0352	102	M3T38882C	0450	103	2280007801	0818	106	280004940	9186	114
MM115513	0352	102	M8T80071A	0887	107	Nippondenso Nº ZEN Pg.			280004951	9186	114
MM115514	0352	102	M8T80071B	0887	107	128000533	0948	107	280005000	9403	114
MM115517	0352	102	M8T85071A	0887	107	128000597	0948	107	280005040	0434	103
MM115518	9426	114	M8T85071B	0887	107	128000721	9186	114	280005060	9260	114
901286806	0450	103	M8T85171A	0887	107	128000723	0948	107	280005090	0339	102
M1T70685A	0595	105	M8T85271B	0887	107	128000830	9260	114	280005091	0339	102
M1T70981A	0596	105	MD 100431	0450	103	128005080	9186	114	280005092	0339	102
M1T71281A	0596	105	MD0019891	0352	102	128007210	9186	114	280005100	9186	114
M1T71281B	0596	105	M000T65381	1592	109	228000136	0948	107	280005820	9186	114
M1T71481A	0596	105	M000T65581	1592	109	228000138	0948	107	280005821	9186	114
M1T72086A	0595	105	M000T85681	0595	105	228000139	0948	107	280005822	9186	114
M1T72181A	0596	105	M000T92581	0595	105	228000140	0948	107	280005880	9302	114
M1T72182A	0596	105	M0T85681ZC	0595	105	280001661	9186	114	280005900	0947	107
M1T723281	0595	105	M3T4010081	0450	103	280002911	9186	114	280005900	1722	111
M2T20181A	0352	102	MD 318086	0596	105	280003290	0434	103	280005900	9186	114
M2T20181D	0853	107	Mitsui Deutz Nº ZEN Pg.			280003292	0434	103	280005910	9186	114
M3MT30583	0450	103	4413040	0894	107	280003610	0343	102	280005912	0947	107
M3T016851	0450	103	4413390	0894	107	280003611	0343	102	280005912	1722	111
M3T016863	0450	103	New Holland Nº ZEN Pg.			280003650	0434	103	280005912	9186	114
M3T066761	0450	103	K0H2409801	1885	113	280003690	0434	103	280005920	0434	103
M3T110172	0352	102	Nippon Nº ZEN Pg.			280003930	0434	103	280005960	0434	103
M3T11173Q	0144	101	0280006261	1957	113	280003970	0434	103	280006000	9186	114
M3T14482J	0450	103	0280007740	1957	113	280003971	0434	103	280006001	0947	107

Nippondenso	Nº ZEN	Pg.	Nippondenso	Nº ZEN	Pg.	Nippondenso	Nº ZEN	Pg.	Nippondenso	Nº ZEN	Pg.
280006001	1722	111	280008050	0947	107	1280000230	1722	111	1280003540	0950	107
280006001	9186	114	280008050	1722	111	1280000260	0434	103	1280003590	0947	107
280006030	9186	114	280008050	9186	114	1280000280	9186	114	1280003590	1722	111
280006040	9186	114	280008060	0947	107	1280000300	9186	114	1280003670	0947	107
280006120	0947	107	280008060	1722	111	1280000400	9186	114	1280003670	1722	111
280006120	1722	111	280008060	9186	114	1280000500	0947	107	1280003690	0434	103
280006140	9186	114	280008080	9186	114	1280000500	1722	111	1280003990	0947	107
280006332	0947	107	280008180	9186	114	1280000510	0947	107	1280003990	1722	111
280006332	1722	111	280008220	0947	107	1280000510	1722	111	1280004220	9302	114
280006360	9186	114	280008220	1722	111	1280000540	9302	114	1280004340	0434	103
280006361	9186	114	280008220	9186	114	1280000590	9186	114	1280004390	9260	114
280006362	0947	107	280008261	0947	107	1280000620	9186	114	1280004420	0947	107
280006362	1722	111	280008261	1722	111	1280000622	9186	114	1280004420	1722	111
280006362	9186	114	280008290	0947	107	1280000771	0434	103	1280004420	9186	114
280006440	9260	114	280008290	1722	111	1280000772	0434	103	1280004670	0498	104
280006450	0947	107	280008320	0947	107	1280000830	9260	114	1280004671	0498	104
280006450	1722	111	280008320	1722	111	1280000831	9260	114	1280004910	9302	114
280006620	9186	114	280008380	9186	114	1280000960	9260	114	1280005080	9186	114
280006701	9186	114	280008620	9186	114	1280001100	9260	114	1280005110	1722	111
280006710	9186	114	280008670	9186	114	1280001240	9186	114	1280005261	0947	107
280006711	9186	114	280008850	0947	107	1280001250	9186	114	1280005261	1722	111
280006920	0434	103	280008850	1722	111	1280001310	0498	104	1280005330	0434	103
280006930	0947	107	280009070	0947	107	1280001311	0498	104	1280005340	9186	114
280006930	1722	111	280009070	1722	111	1280001350	9186	114	1280005410	0947	107
280007000	9260	114	280009070	9186	114	1280001370	0947	107	1280005410	1722	111
280007130	0339	102	280009120	9186	114	1280001370	1722	111	1280005561	9186	114
280007131	0339	102	280009121	9186	114	1280001370	9186	114	1280005571	9186	114
280007190	9186	114	280009260	0947	107	1280001440	0947	107	1280005580	9186	114
280007191	9186	114	280009260	1722	111	1280001440	1722	111	1280005581	9186	114
280007320	9186	114	280009260	9186	114	1280001440	9186	114	1280005630	9186	114
280007321	0947	107	280009270	9186	114	1280001441	0947	107	1280005691	9186	114
280007321	1722	111	280009320	9186	114	1280001441	1722	111	1280005700	0947	107
280007321	9186	114	280009321	9186	114	1280001520	0947	107	1280005700	1722	111
280007380	9186	114	280009340	9186	114	1280001520	1722	111	1280005700	9186	114
280007390	9186	114	280009380	0947	107	1280001630	0947	107	1280005780	0947	107
280007391	9186	114	280009380	1722	111	1280001630	1722	111	1280005780	1722	111
280007392	0947	107	280009380	9186	114	1280001900	9186	114	1280005780	9186	114
280007392	1722	111	280009711	0947	107	1280002000	0434	103	1280005781	0947	107
280007392	9186	114	280009711	1722	111	1280002040	9186	114	1280005781	1722	111
280007430	0434	103	280009720	0947	107	1280002060	0947	107	1280005840	0947	107
280007431	0434	103	280009720	1722	111	1280002060	1722	111	1280005840	1722	111
280007480	0343	102	280009720	9186	114	1280002060	9186	114	1280005850	0947	107
280007550	9186	114	280009730	9186	114	1280002170	0498	104	1280005850	1722	111
280007560	0947	107	280009860	0947	107	1280002180	9186	114	1280007090	0947	107
280007560	1722	111	280009860	1722	111	1280002190	9186	114	1280007090	1722	111
280007560	9186	114	280009860	9186	114	1280002270	9302	114	1280007100	0947	107
280007620	0947	107	1280000020	9260	114	1280002480	9302	114	1280007100	1722	111
280007620	1722	111	1280000101	0947	107	1280002590	9186	114	1280007210	9186	114
280007620	9186	114	1280000101	1722	111	1280002881	9260	114	1280007330	0947	107
280007700	9186	114	1280000120	9186	114	1280003120	9302	114	1280007330	1722	111
280007730	9403	114	1280000130	9186	114	1280003340	0947	107	1280007680	0947	107
280007790	9260	114	1280000210	9302	114	1280003340	1722	111	1280007680	1722	111
280007791	9260	114	1280000220	0947	107	1280003350	0947	107	1280007690	0947	107
280007990	9186	114	1280000220	1722	111	1280003350	1722	111	1280007690	1722	111
280008000	9186	114	1280000230	0947	107	1280003350	9186	114	1280007912	0947	107

Nippondenso	Nº ZEN	Pg.	Nippondenso	Nº ZEN	Pg.	Nissan	Nº ZEN	Pg.	Nissan	Nº ZEN	Pg.
1280007912	1722	111	2280002760	1722	111	2330042L14	0450	103	23300T3470	0448	103
1280008070	0947	107	2280002770	0947	107	2330042L70	0595	105	23300T5070	0352	102
1280008070	1722	111	2280002770	1722	111	2330044R10	0596	105	23300T5070	0450	103
1280008080	0947	107	2280002851	0947	107	2330044R11	0596	105	23300T5072	0450	103
1280008080	1722	111	2280002851	1722	111	2330050Y10	0595	105	23300T5600	0448	103
1280008200	9186	114	2280002880	0947	107	2330050Y11	0595	105	23300T5601	0448	103
1280008210	0818	106	2280002880	1722	111	2330050Y12	0595	105	23300U0100	0351	102
1280008210	9186	114	2280003200	0947	107	2330057M70	0595	105	23300U0101	0351	102
1280008240	0947	107	2280003200	1722	111	2330057M75	0595	105	23300U0102	0351	102
1280008240	1722	111	2280003290	0947	107	2330057M90	0595	105	23300U0113	0352	102
1280008500	9186	114	2280003290	1722	111	2330060S10	0450	103	23300U0114	0352	102
1280008560	0947	107	2280004320	0947	107	2330065Y10	0595	105	23300U0601	0351	102
1280008560	1722	111	2280004320	1722	111	2330069690	0351	102	23300U0602	0351	102
1280009190	0818	106	2280004330	0947	107	2330069960	0351	102	23300U6001	0351	102
1280009191	0818	106	2280004330	1722	111	2330077A11	0595	105	23300U6002	0351	102
1280009300	0818	106	2280007390	0818	106	2330078511	0144	101	23300U6003	0351	102
1280009310	0818	106	2280007391	0818	106	2330079601	0448	103	23300U6004	0351	102
1280009360	0950	107	2280007392	0818	106	2330084A17	0595	105	23300U6005	0351	102
1280009380	0818	106	<b>Nissan</b>	<b>Nº ZEN</b>	<b>Pg.</b>	2330090062	0448	103	23300U0600	0448	103
1280009500	9302	114	233000712	0352	102	2330090217	0448	103	23300U0601	0448	103
1280009520	0818	106	233003470	0448	103	23300A3210	0448	103	23300U0602	0448	103
1280009700	0818	106	233003705	0448	103	23300B5013	0352	102	23300U0603	0448	103
1280009950	9186	114	23300G700	0448	103	23300D0212	0352	102	23300U0605	0448	103
2280000311	0947	107	23300Z700	0448	103	23300D0214	0450	103	23300W0400	0351	102
2280000311	1722	111	2330000H10	0450	103	23300D0511	0596	105	23300W0401	0351	102
2280000340	0818	106	2330000H11	0450	103	23300D0513	0596	105	23300W0413	0450	103
2280000580	0947	107	2330001Y10	0596	105	23300E6800	0351	102	23300W0417	0450	103
2280000580	1722	111	2330005H11	0450	103	23300E6801	0351	102	23300W3101	0448	103
2280000620	9302	114	2330008U10	0595	105	23300F4U10	1592	109	23300Y0700	0351	102
2280000960	0947	107	2330015815	0448	103	23300FU410	1592	109	23300Y0701	0351	102
2280000960	1722	111	2330018C05	0351	102	23300G7000	0448	103	23300Y0715	0450	103
2280001100	0947	107	2330018C06	0351	102	23300G7001	0448	103	23300Y1400	0448	103
2280001100	1722	111	2330020P10	0595	105	23300G7002	0448	103	23300Y1403	0448	103
2280001110	0947	107	2330020P11	0595	105	23300G7003	0448	103	23300Y1405	0448	103
2280001110	1722	111	2330020R11	0596	105	23300G7004	0448	103	23300Z7000	0448	103
2280001160	0818	106	2330020R91	0596	105	23300G7005	0448	103	23300Z7001	0448	103
2280001710	0947	107	2330022P70	0595	105	23300G7006	0448	103	23300Z7005	0448	103
2280001710	1722	111	2330022P71	0595	105	23300G7007	0448	103	23300375088	0448	103
2280002020	0947	107	2330030F10	0596	105	23300GS20A	1592	109	23300V06001	0448	103
2280002020	1722	111	2330030F11	0596	105	23300H5012	0352	102	<b>OMC</b>	<b>Nº ZEN</b>	<b>Pg.</b>
2280002121	0947	107	2330031W00	0448	103	23300H5013	0352	102	384777	1656	111
2280002121	1722	111	2330031W01	0448	103	23300H5014	0853	107	386657	1656	111
2280002300	0947	107	2330031W02	0448	103	23300K9160	0758	106	583473	1656	111
2280002300	1722	111	2330031W03	0448	103	23300L1800	0448	103	583482	1656	111
2280002610	0947	107	2330031W04	0448	103	23300L2912	0450	103	585050	1656	111
2280002610	1722	111	2330031Y03	0448	103	23300N0900	0351	102	585059	1656	111
2280002620	0947	107	2330032W03	0448	103	23300N3301	0351	102	585063	1656	111
2280002620	1722	111	2330037503	0448	103	23300N3304	0351	102	585459	1656	111
2280002682	0947	107	2330037505	0448	103	23300P5112	0352	102	586280	1656	111
2280002682	1722	111	2330037506	0448	103	23300P5113	0352	102	5032433	1656	111
2280002691	0947	107	2330037508	0448	103	23300P5113	0450	103	<b>Onan</b>	<b>Nº ZEN</b>	<b>Pg.</b>
2280002691	1722	111	2330041B70	0450	103	23300P5114	0450	103	1911906	1885	113
2280002701	0947	107	2330041B76	0595	105	23300R9000	0352	102	1912107	1885	113
2280002701	1722	111	2330042L11	0450	103	23300S0100	0351	102	19911052	0427	103
2280002760	0947	107	2330042L13	0450	103	23300T3400	0448	103	191168202	0943	107

Onan	Nº ZEN	Pg.	Prestolite	Nº ZEN	Pg.	Remy	Nº ZEN	Pg.	Remy	Nº ZEN	Pg.
191168203	0943	107	35260900	1837	112	1107377	0052	99	1107874	0052	99
191168205	0943	107	35260910	1837	112	1107378	0052	99	1107875	0051	99
191176002	0943	107	35260940	1622	110	1107379	0052	99	1107879	0052	99
191180803	0943	107	35260950	1622	110	1107382	0093	100	1108033	0052	99
191180805	0943	107	35261020	12675	117	1107393	0052	99	1108042	0052	99
191180806	0943	107	35261070	1622	110	1107501	0052	99	1108051	0052	99
191194903	0943	107	35261175	12675	117	1107503	0093	100	1108105	0039	99
191194905	0943	107	35261345	1837	112	1107504	0051	99	1108108	0039	99
191194906	0943	107	MES6301K	0117	100	1107510	0051	99	1108110	0039	99
191194909	0943	107	M93R3001SE	1881	113	1107511	0093	100	1108161	0052	99
Orenstein Koppel	Nº ZEN	Pg.	M93R3013SE	1881	113	1107512	0093	100	1108239	0051	99
6209190	0308	102	MES6403JUT	0879	107	1107513	0039	99	1108240	0093	100
Pal	Nº ZEN	Pg.	Remy	Nº ZEN	Pg.	1107515	0093	100	1108250	0052	99
2928	0902	107	2058	0783	106	1107516	0052	99	1108251	0052	99
976117	0902	107	728K	0039	99	1107523	0052	99	1108280	0093	100
Paris Rhone	Nº ZEN	Pg.	323818	0625	105	1107527	0051	99	1108322	0093	100
D11E79	0217	101	323834	0625	105	1107533	0093	100	1108323	0052	99
D11E105	0217	101	323835	0625	105	1107534	0051	99	1108340	0052	99
D11E109	0217	101	323836	0625	105	1107537	0039	99	1108341	0052	99
D11E110	0217	101	323837	0625	105	1107538	0051	99	1108379	0093	100
D11E115	0217	101	323839	0625	105	1107539	0093	100	1108393	0052	99
D11E142	0217	101	323840	0625	105	1107540	0093	100	1108396	0093	100
D11E143	0217	101	323841	0624	105	1107546	0052	99	1108397	0093	100
D11E156	0216	101	323842	0624	105	1107547	0052	99	1108415	0093	100
D13E117TE	0117	100	323843	0624	105	1107550	0052	99	1108431	0093	100
D13E119TE	0117	100	323844	0624	105	1107553	0051	99	1108438	0052	99
D13E120TE	0117	100	323847	0624	105	1107556	0052	99	1108443	0093	100
D13E121TE	0117	100	323849	0625	105	1107557	0093	100	1108447	0093	100
D13E122TE	0117	100	323850	0624	105	1107558	0052	99	1108449	0093	100
D13E123TE	0117	100	323852	0624	105	1107559	0052	99	1108451	0039	99
Pegaso	Nº ZEN	Pg.	323868	0625	105	1107561	0093	100	1108452	0039	99
6100S	0087	114	323869	0625	105	1107567	0051	99	1108453	0039	99
Perkins	Nº ZEN	Pg.	323879	0625	105	1107571	0052	99	1108454	0039	99
2873K404	1693	111	323880	0625	105	1107572	0052	99	1108456	0039	99
2873K405	1693	111	4N4405	0930	107	1107575	0093	100	1108476	0093	100
Prestolite	Nº ZEN	Pg.	1103809	0188	101	1107580	0093	100	1108493	0093	100
462361	0930	107	1107117	0039	99	1107581	0051	99	1108501	0052	99
MFJ6501	0930	107	1107146	0039	99	1107582	0093	100	1108632	0093	100
35258490	12682	117	1107203	0052	99	1107583	0052	99	1108634	0093	100
35258540	12682	117	1107214	0093	100	1107584	0052	99	1108636	0051	99
35258580	12682	117	1107234	0052	99	1107587	0051	99	1108641	0051	99
35258660	12682	117	1107234	0093	100	1107588	0051	99	1108643	0051	99
35258690	12682	117	1107245	0052	99	1107591	0093	100	1108644	0093	100
35258710	12682	117	1107249	0093	100	1107592	0093	100	1108648	0093	100
35258820	12682	117	1107251	0051	99	1107593	0093	100	1108649	0093	100
35258880	12682	117	1107268	0093	100	1107598	0052	99	1108652	0051	99
35258940	12682	117	1107280	0052	99	1107600	0051	99	1108653	0051	99
35258950	12682	117	1107290	0093	100	1107680	0052	99	1108661	0051	99
35258960	12682	117	1107291	0093	100	1107696	0093	100	1108662	0052	99
35259040	12682	117	1107308	0052	99	1107734	0052	99	1108665	0052	99
35259170	12682	117	1107332	0052	99	1107771	0052	99	1108667	0093	100
35259310	12675	117	1107343	0051	99	1107857	0093	100	1108672	0052	99
35259710	12675	117	1107344	0051	99	1107859	0093	100	1108692	0051	99
35259720	12675	117	1107356	0052	99	1107867	0093	100	1108696	0093	100
35260890	1621	110	1107364	0052	99	1107872	0093	100	1108769	0052	99

Remy	Nº ZEN	Pg.	Remy	Nº ZEN	Pg.	Remy	Nº ZEN	Pg.	Remy	Nº ZEN	Pg.
1108894	0188	101	1109648	0626	105	1113137	0051	99	1113337	0117	100
1108895	0188	101	1109649	0110	100	1113142	0051	99	1113344	0930	107
1108898	0117	100	1109649	9074	114	1113143	0051	99	1113350	0879	107
1108987	0117	100	1109736	0117	100	1113145	0051	99	1113353	0097	100
1109023	0093	100	1109741	0117	100	1113150	0051	99	1113353	9028	114
1109081	0052	99	1109746	0117	100	1113153	0051	99	1113359	0117	100
1109140	0051	99	1109755	0110	100	1113154	0051	99	1113366	0097	100
1109158	0117	100	1109755	9074	114	1113156	0051	99	1113366	9028	114
1109169	0117	100	1109759	0110	100	1113157	0051	99	1113369	0879	107
1109170	0117	100	1109759	9074	114	1113158	0051	99	1113371	0097	100
1109172	0117	100	1109762	0188	101	1113269	1194	109	1113371	9028	114
1109178	0117	100	1109767	0188	101	1113270	1194	109	1113374	0879	107
1109184	0117	100	1109792	0555	104	1113272	0722	106	1113378	0097	100
1109192	0052	99	1109793	0556	104	1113273	0650	105	1113378	9028	114
1109194	0093	100	1109794	0556	104	1113273	1196	109	1113386	0097	100
1109196	0051	99	1109801	0117	100	1113274	0649	105	1113386	9028	114
1109220	0626	105	1109823	0188	101	1113274	1195	109	1113393	0097	100
1109221	0626	105	1109832	0556	104	1113275	0649	105	1113393	9028	114
1109229	0117	100	1109835	0556	104	1113275	1195	109	1113407	0097	100
1109230	0117	100	1109869	0117	100	1113277	0722	106	1113407	9028	114
1109233	0117	100	1109874	0188	101	1113278	0649	105	1113472	0097	100
1109234	0188	101	1109891	0188	101	1113278	1195	109	1113472	9028	114
1109235	0117	100	1109962	0626	105	1113279	0650	105	1113475	0110	100
1109236	0117	100	1109969	0556	104	1113279	1196	109	1113475	9074	114
1109237	0188	101	1109989	0556	104	1113280	0650	105	1113477	0097	100
1109248	0188	101	1109998	0097	100	1113280	1196	109	1113477	0914	107
1109249	0117	100	1109998	9028	114	1113281	0649	105	1113477	9028	114
1109259	0052	99	1112775	0117	100	1113281	1195	109	1113519	0110	100
1109294	0556	104	1113007	0051	99	1113282	0649	105	1113519	9074	114
1109297	0626	105	1113010	0051	99	1113282	1195	109	1113598	0566	104
1109299	0556	104	1113013	0051	99	1113284	0649	105	1113602	0117	100
1109624	0097	100	1113038	0051	99	1113284	1195	109	1113603	0117	100
1109624	9028	114	1113050	0051	99	1113285	0649	105	1113605	0117	100
1109625	0110	100	1113052	0051	99	1113285	1195	109	1113606	0188	101
1109625	9074	114	1113056	0051	99	1113286	0651	105	1113607	0117	100
1109627	0110	100	1113059	0051	99	1113288	0649	105	1113612	0188	101
1109627	9074	114	1113064	0051	99	1113288	1195	109	1113617	0117	100
1109628	0097	100	1113066	0051	99	1113289	0649	105	1113619	0188	101
1109628	9028	114	1113075	0051	99	1113289	1195	109	1113620	0117	100
1109631	0110	100	1113084	0051	99	1113290	0649	105	1113621	0117	100
1109631	9074	114	1113089	0051	99	1113290	1195	109	1113628	0097	100
1109633	0556	104	1113097	0051	99	1113291	0722	106	1113628	9028	114
1109635	0556	104	1113099	0051	99	1113292	1194	109	1113631	0097	100
1109636	0110	100	1113100	0051	99	1113295	1194	109	1113631	9028	114
1109636	9074	114	1113101	0051	99	1113296	1194	109	1113639	0566	104
1109637	0097	100	1113110	0051	99	1113297	0649	105	1113643	0110	100
1109637	9028	114	1113111	0051	99	1113297	1195	109	1113643	9074	114
1109638	0097	100	1113116	0051	99	1113311	0117	100	1113645	0110	100
1109638	9028	114	1113121	0051	99	1113312	0117	100	1113645	9074	114
1109641	0556	104	1113124	0051	99	1113313	0117	100	1113655	0566	104
1109642	0110	100	1113127	0117	100	1113326	0117	100	1113670	0097	100
1109642	9074	114	1113128	0051	99	1113327	0117	100	1113670	9028	114
1109643	0110	100	1113130	0051	99	1113329	0117	100	1113695	0566	104
1109643	9074	114	1113133	0051	99	1113330	0117	100	1113730	0188	101
1109644	0556	104	1113136	0051	99	1113335	0117	100	1113731	0188	101

Remy	Nº ZEN	Pg.	Remy	Nº ZEN	Pg.	Remy	Nº ZEN	Pg.	Remy	Nº ZEN	Pg.
1113736	0188	101	1113943	9028	114	1114041	0188	101	1114930	0626	105
1113741	0188	101	1113952	0110	100	1114043	0117	100	1114948	0914	107
1113744	0117	100	1113952	9074	114	1114044	0117	100	1114952	0626	105
1113747	0188	101	1113953	0626	105	1114045	0117	100	1114955	0117	100
1113751	0188	101	1113955	0110	100	1114047	0626	105	1114959	0626	105
1113772	0188	101	1113955	9074	114	1114052	0182	101	1114960	0626	105
1113773	0188	101	1113956	0110	100	1114059	0626	105	1114976	0117	100
1113774	0117	100	1113956	9074	114	1114062	0626	105	1117335	0052	99
1113775	0117	100	1113957	0110	100	1114063	0626	105	1117356	0052	99
1113781	0188	101	1113957	9074	114	1114066	0110	100	1117364	0052	99
1113782	0188	101	1113958	0110	100	1114066	9074	114	1117377	0052	99
1113785	0188	101	1113958	9074	114	1114075	0626	105	1358859	0783	106
1113794	0117	100	1113965	0110	100	1114077	0182	101	1990213	0626	105
1113801	0879	107	1113965	9074	114	1114080	0626	105	1990215	0626	105
1113804	0879	107	1113966	0110	100	1114092	0110	100	1990216	0626	105
1113805	0188	101	1113966	9074	114	1114092	9074	114	1990217	0626	105
1113809	0188	101	1113968	0110	100	1114093	0626	105	1990227	0556	104
1113811	0879	107	1113968	9074	114	1114094	0182	101	1990232	0555	104
1113815	0188	101	1113970	0110	100	1114100	0626	105	1990232	0556	104
1113816	0117	100	1113970	9074	114	1114101	0182	101	1990236	0626	105
1113817	0879	107	1113971	0110	100	1114104	0626	105	1990238	0556	104
1113822	0117	100	1113971	9074	114	1114106	0626	105	1990241	0556	104
1113827	0097	100	1113972	0110	100	1114140	0110	100	1990242	0626	105
1113827	9028	114	1113972	9074	114	1114140	9074	114	1990245	0626	105
1113832	0110	100	1113973	0110	100	1114143	0110	100	1990265	0626	105
1113832	9074	114	1113973	9074	114	1114143	9074	114	1990285	0555	104
1113848	0097	100	1113974	0110	100	1114145	0110	100	1990308	0625	105
1113848	9028	114	1113974	9074	114	1114145	9074	114	1990309	0625	105
1113852	0182	101	1113975	0110	100	1114146	0182	101	1990310	0624	105
1113853	0097	100	1113975	9074	114	1114148	0110	100	1990311	0625	105
1113853	9028	114	1113977	0110	100	1114148	9074	114	1990312	0625	105
1113856	0626	105	1113977	9074	114	1114150	0110	100	1990313	0624	105
1113857	0626	105	1113978	0110	100	1114150	9074	114	1990315	0624	105
1113867	0556	104	1113978	9074	114	1114154	0182	101	1990315	0625	105
1113871	0182	101	1113979	0110	100	1114155	0914	107	1990316	0624	105
1113873	0182	101	1113979	9074	114	1114168	0182	101	1990317	0624	105
1113874	0626	105	1113981	0110	100	1114177	0914	107	1990318	0625	105
1113875	0626	105	1113981	9074	114	1114183	0626	105	1990319	0624	105
1113884	0110	100	1113983	0110	100	1114197	0110	100	1990320	0624	105
1113884	9074	114	1113983	9074	114	1114197	9074	114	1990321	0624	105
1113885	0188	101	1113984	0626	105	1114702	0626	105	1990326	0625	105
1113889	0626	105	1113985	0182	101	1114713	0556	104	1990327	0624	105
1113891	0097	100	1113986	0110	100	1114716	0914	107	1990330	0624	105
1113891	9028	114	1113986	9074	114	1114718	0626	105	1990331	0624	105
1113904	0097	100	1113988	0182	101	1114736	0626	105	1990332	0624	105
1113904	9028	114	1113994	0110	100	1114739	0626	105	1990335	0117	100
1113907	0626	105	1113994	9074	114	1114778	0626	105	1990336	0624	105
1113917	0626	105	1113995	0110	100	1114792	0626	105	1990340	0626	105
1113928	0097	100	1113995	9074	114	1114807	0626	105	1990347	0625	105
1113928	9028	114	1113996	0626	105	1114808	0626	105	1990380	0626	105
1113934	0097	100	1113997	0110	100	1114809	0626	105	1990381	0626	105
1113934	9028	114	1113997	9074	114	1114840	0626	105	1990389	0626	105
1113940	0182	101	1114024	0117	100	1114902	0626	105	1990395	0626	105
1113941	0182	101	1114028	0117	100	1114922	0626	105	1990430	0626	105
1113943	0097	100	1114036	0117	100	1114925	0626	105	1990436	0626	105

Remy	Nº ZEN	Pg.	Remy	Nº ZEN	Pg.	Remy	Nº ZEN	Pg.	Remy	Nº ZEN	Pg.
1990439	0626	105	1993827	0626	105	1993957	0625	105	8200077	13138	115
1990447	0626	105	1993829	0625	105	1993958	0624	105	8200077	1809	112
1990486	0914	107	1993831	0624	105	1993963	0625	105	8200078	13138	115
1990494	0626	105	1993832	0624	105	1993964	0624	105	8200078	1809	112
1990498	0624	105	1993832	0625	105	1993965	0624	105	8200081	13118	115
1990499	0625	105	1993837	0625	105	1993966	0624	105	8200081	13130	115
1990707	0624	105	1993849	0626	105	1993970	0625	105	8200081	1810	112
1992019	0117	100	1993850	0625	105	1993971	0625	105	8200081	1811	112
1993669	0624	105	1993851	0624	105	1993974	0624	105	8200085	13118	115
1993701	0625	105	1993853	0624	105	1993981	0625	105	8200085	13130	115
1993702	0625	105	1993854	0625	105	1993986	0625	105	8200085	1810	112
1993705	0625	105	1993855	0625	105	1993988	0625	105	8200085	1811	112
1993709	0624	105	1993861	0624	105	1993992	0624	105	8200087	13118	115
1993712	0625	105	1993862	0625	105	1993994	0625	105	8200087	13130	115
1993713	0624	105	1993865	0624	105	1993996	0626	105	8200087	1810	112
1993719	0624	105	1993866	0625	105	1993997	0624	105	8200087	1811	112
1993723	0625	105	1993869	0624	105	1993999	0626	105	8200090	13117	115
1993726	0625	105	1993871	0624	105	1998338	0566	104	8200090	13131	115
1993728	0624	105	1993873	0624	105	1998455	0566	104	8200090	1810	112
1993729	0624	105	1993874	0624	105	8200003	1679	111	8200090	1811	112
1993732	0624	105	1993878	0624	105	8200003	1805	112	8200101	13118	115
1993738	0625	105	1993879	0625	105	8200004	1679	111	8200101	13130	115
1993741	0625	105	1993880	0625	105	8200004	1805	112	8200101	1810	112
1993742	0624	105	1993881	0624	105	8200005	13130	115	8200101	1811	112
1993744	0625	105	1993881	0625	105	8200005	1809	112	8200103	1679	111
1993745	0624	105	1993883	0624	105	8200014	1679	111	8200103	1805	112
1993746	0624	105	1993885	0624	105	8200014	1805	112	8200138	1679	111
1993754	0625	105	1993886	0625	105	8200025	13130	115	8200138	1805	112
1993755	0624	105	1993887	0624	105	8200025	1809	112	8200182	13130	115
1993756	0625	105	1993891	0624	105	8200032	13131	115	8200182	1811	112
1993759	0625	105	1993893	0625	105	8200032	1811	112	8200196	1679	111
1993761	0625	105	1993894	0625	105	8200034	13131	115	8200196	1805	112
1993762	0625	105	1993898	0624	105	8200034	1811	112	8200201	13117	115
1993763	0624	105	1993901	0624	105	8200039	13131	115	8200201	13131	115
1993764	0624	105	1993902	0624	105	8200039	1811	112	8200201	1810	112
1993767	0625	105	1993903	0625	105	8200040	13131	115	8200201	1811	112
1993768	0624	105	1993905	0625	105	8200040	1811	112	8200223	1811	112
1993769	0625	105	1993909	0624	105	8200041	13131	115	8200231	1679	111
1993770	0624	105	1993910	0624	105	8200041	1811	112	8200231	1805	112
1993774	0914	107	1993911	0624	105	8200050	13117	115	8200242	13138	115
1993778	0624	105	1993914	0625	105	8200050	13131	115	8200242	1809	112
1993784	0914	107	1993917	0625	105	8200050	1810	112	8200287	1810	112
1993789	0625	105	1993918	0624	105	8200050	1811	112	8200287	1811	112
1993790	0625	105	1993920	0624	105	8200053	13130	115	8200288	13117	115
1993791	0624	105	1993921	0625	105	8200053	1809	112	8200288	13131	115
1993792	0625	105	1993926	0624	105	8200054	1679	111	8200288	1810	112
1993793	0625	105	1993928	0624	105	8200054	1805	112	8200288	1811	112
1993794	0624	105	1993931	0624	105	8200064	1679	111	8200289	13117	115
1993799	0625	105	1993947	0625	105	8200064	1805	112	8200289	13131	115
1993800	0625	105	1993950	0625	105	8200065	1679	111	8200289	1810	112
1993801	0914	107	1993951	0625	105	8200065	1805	112	8200289	1811	112
1993817	0625	105	1993953	0624	105	8200072	13130	115	8200290	13117	115
1993818	0625	105	1993954	0625	105	8200072	1809	112	8200290	13131	115
1993819	0625	105	1993955	0625	105	8200075	13138	115	8200290	1810	112
1993826	0914	107	1993956	0625	105	8200075	1809	112	8200290	1811	112

Remy	Nº ZEN	Pg.	Remy	Nº ZEN	Pg.	Remy	Nº ZEN	Pg.	Remy	Nº ZEN	Pg.
8200291	13118	115	8200486	13130	115	9000858	0958	107	10478911	0110	100
8200291	13130	115	8200486	1809	112	9000871	0958	107	10478911	9074	114
8200291	1810	112	8200495	1679	111	9000872	0958	107	10478921	0625	105
8200291	1811	112	8200495	1805	112	9000873	0958	107	10478927	0624	105
8200292	1679	111	8200511	1679	111	9000879	0958	107	10478928	0625	105
8200292	1805	112	8200511	1805	112	9000880	0958	107	10478929	0625	105
8200295	1679	111	8200512	1679	111	9000882	0958	107	10478930	0625	105
8200295	1805	112	8200512	1805	112	9000884	0958	107	10478949	0624	105
8200296	1679	111	8200519	1810	112	9000885	0958	107	10478953	0625	105
8200296	1805	112	8200564	1679	111	10455053	0612	105	10478957	0625	105
8200297	1679	111	8200564	1805	112	10455069	0783	106	10478960	0624	105
8200297	1805	112	8200572	13118	115	10455081	0783	106	10478961	1205	109
8200308	13117	115	8200572	13130	115	10461001	0625	105	10478976	0625	105
8200308	1810	112	8200572	1810	112	10461002	0625	105	10478981	0626	105
8200326	1679	111	8200572	1811	112	10461003	0625	105	10478986	0110	100
8200326	1805	112	8200605	13117	115	10461005	0625	105	10478986	9074	114
8200329	1810	112	8200605	1810	112	10461006	0625	105	10478998	0110	100
8200330	13117	115	8200606	13118	115	10461007	0624	105	10478998	9074	114
8200330	1810	112	8200606	1810	112	10461008	0624	105	10479014	0624	105
8200331	1679	111	8200699	13117	115	10461010	0624	105	10479015	0625	105
8200331	1805	112	8200699	1810	112	10461013	0624	105	10479016	0625	105
8200356	13130	115	8200719	13117	115	10461015	0625	105	10479020	0625	105
8200356	1809	112	8200719	1810	112	10461016	0624	105	10479034	0624	105
8200357	1679	111	8200733	1809	112	10461018	0624	105	10479035	0625	105
8200357	1805	112	8200816	1679	111	10461039	0625	105	10479036	0625	105
8200386	1679	111	8200816	1805	112	10461044	0625	105	10479054	0625	105
8200386	1805	112	8200826	1679	111	10461069	0625	105	10479068	0625	105
8200387	1679	111	8200826	1805	112	10461417	1205	109	10479069	0625	105
8200387	1805	112	8200848	1679	111	10465151	1194	109	10479109	1205	109
8200400	1679	111	8200848	1805	112	10465314	1194	109	10479196	0624	105
8200400	1805	112	8200853	1679	111	10478802	0110	100	10479292	1205	109
8200417	13118	115	8200853	1805	112	10478802	9074	114	10479302	0624	105
8200417	13130	115	8200854	1679	111	10478805	0624	105	10479310	1205	109
8200417	1810	112	8200854	1805	112	10478806	0625	105	10479604	1194	109
8200417	1811	112	8200875	1679	111	10478811	0624	105	10479605	0721	106
8200421	1810	112	8200875	1805	112	10478813	0110	100	10479606	0650	105
8200431	13117	115	8200882	1679	111	10478813	9074	114	10479606	1196	109
8200431	1810	112	8200882	1805	112	10478814	0625	105	10479607	0649	105
8200433	13118	115	8200884	1679	111	10478818	1205	109	10479607	1195	109
8200433	1810	112	8200884	1805	112	10478819	0625	105	10479608	0721	106
8200434	1810	112	8200885	1679	111	10478824	0110	100	10479611	0722	106
8200435	13118	115	8200885	1805	112	10478824	9074	114	10479612	0721	106
8200435	1810	112	8200886	1679	111	10478825	0624	105	10479613	0650	105
8200436	1810	112	8200886	1805	112	10478826	0624	105	10479613	1196	109
8200446	13118	115	8200887	1679	111	10478829	0110	100	10479614	1194	109
8200446	1810	112	8200887	1805	112	10478829	9074	114	10479615	1194	109
8200468	1810	112	8200889	1679	111	10478831	0625	105	10479616	0722	106
8200469	13118	115	8200889	1805	112	10478846	0556	104	10479617	1194	109
8200469	13130	115	8200890	1679	111	10478853	0556	104	10479618	1194	109
8200469	1810	112	8200890	1805	112	10478862	0555	104	10479620	0651	105
8200469	1811	112	8600612	1810	112	10478862	0556	104	10479623	0722	106
8200474	1679	111	9000836	0958	107	10478890	0625	105	10479625	1194	109
8200474	1805	112	9000841	0958	107	10478894	0110	100	10479626	0850	106
8200478	1679	111	9000854	0958	107	10478894	9074	114	10479626	0985	108
8200478	1805	112	9000857	0958	107	10478898	1210	109	10479629	0722	106



Remy	Nº ZEN	Pg.
10479634	1194	109
10479638	1194	109
10479641	1194	109
10479645	1112	108
10479650	0985	108
10479651	1112	108
10479652	1112	108
10479654	0985	108
10479655	0722	106
19011400	1679	111
19011400	1805	112
19011402	1679	111
19011402	1805	112
19011403	1679	111
19011403	1805	112
19011407	1679	111
19011407	1805	112
19011507	13131	115
19011507	1811	112
19011509	13131	115
19011509	1811	112
19011511	13130	115
19011511	1811	112
19011512	13130	115
19011512	1811	112
19011513	13130	115
19011513	1811	112
19011514	1810	112
19011514	1811	112
19011518	13117	115
19011518	13131	115
19011518	1810	112
19011518	1811	112
19011519	13117	115
19011519	13131	115
19011519	1810	112
19011519	1811	112
19011521	13117	115
19011521	13131	115
19011521	1810	112
19011521	1811	112
19011522	13117	115
19011522	13131	115
19011522	1810	112
19011522	1811	112
19011523	13117	115
19011523	13131	115
19011523	1810	112
19011523	1811	112
19011524	13118	115
19011524	13130	115
19011524	1810	112
19011527	13117	115
19011527	13131	115
19011527	1810	112

Remy	Nº ZEN	Pg.
19011527	1811	112
19011529	13117	115
19011529	13131	115
19011529	1810	112
19011529	1811	112
19024013	0133	100
19024016	0133	100
19024038	0133	100
19024063	0133	100
19024064	0133	100
19024071	0133	100
19024076	0133	100
19024077	0133	100
19024079	0133	100
19024087	0133	100
19024135	0133	100
19024180	0133	100
19024801	0133	100
19026027	13138	115
19026027	1809	112
19026035	1809	112
24506694	0958	107
Renault	Nº ZEN	Pg.
5000046311	0308	102
5000240884	0308	102
7700525547	0308	102
Scania	Nº ZEN	Pg.
183868	0308	102
188486	0308	102
Sisu Diesel	Nº ZEN	Pg.
836673289	1701	111
836673290	1698	111
836866817	1698	111
836867365	1701	111
Steyr	Nº ZEN	Pg.
6090926	0308	102
Suzuki	Nº ZEN	Pg.
3110080091	0450	103
3110083010	0450	103
3110083021	0450	103
Thermo King	Nº ZEN	Pg.
442918	0376	103
445443	0376	103
Toro	Nº ZEN	Pg.
NN10268	0943	107
Towmotor	Nº ZEN	Pg.
88189	0567	104
215861	0567	104
215987	0567	104
971561	0567	104
Toyota	Nº ZEN	Pg.
2810010040	0947	107
2810010040	1722	111
2810010040	9186	114
2810010060	0947	107

Toyota	Nº ZEN	Pg.
2810010060	1722	111
2810013010	0947	107
2810013010	1722	111
2810013010	9186	114
2810015020	0947	107
2810015020	1722	111
2810015020	9186	114
2810015040	0947	107
2810015040	1722	111
2810015040	9186	114
2810015070	0947	107
2810015070	1722	111
2810015070	9186	114
2810015130	0947	107
2810015130	1722	111
2810015130	9186	114
2810015180	0947	107
2810015180	1722	111
2810015180	9186	114
2810016020	0947	107
2810016020	1722	111
2810016020	9186	114
2810016080	0947	107
2810016080	1722	111
2810016080	9186	114
2810016110	0947	107
2810016110	1722	111
2810016270	0818	106
2810020550	9186	114
2810020551	9186	114
2810020552	9186	114
2810026043	9186	114
2810026053	9186	114
2810026061	9186	114
2810026063	9186	114
2810026070	9186	114
2810026100	9186	114
2810026110	9186	114
2810026120	9186	114
2810027010	0947	107
2810027010	1722	111
2810027030	0947	107
2810027030	1722	111
2810027050	0947	107
2810027050	1722	111
2810027050	9186	114
2810027060	0947	107
2810027060	1722	111
2810031010	0947	107
2810031010	1722	111
2810034044	9186	114
2810034052	9186	114
2810034060	0947	107
2810034060	1722	111
2810034060	9186	114

Toyota	Nº ZEN	Pg.
2810034080	0947	107
2810034080	1722	111
2810034080	9186	114
2810034100	0947	107
2810034100	1722	111
2810041060	0947	107
2810041060	1722	111
2810041060	9186	114
2810042040	0947	107
2810042040	1722	111
2810042050	0947	107
2810042050	1722	111
2810044030	0947	107
2810044030	1722	111
2810044050	0947	107
2810044050	1722	111
2810045030	9186	114
2810045031	9186	114
2810045032	9186	114
2810045033	0947	107
2810045033	1722	111
2810045050	0947	107
2810045050	1722	111
2810046100	0818	106
2810046120	0818	106
2810046140	0818	106
2810049090	0818	106
2810051031	0947	107
2810051031	1722	111
2810060070	0947	107
2810060070	1722	111
2810060070	9186	114
2810063020	0947	107
2810063020	1722	111
2810063020	9186	114
2810063050	0947	107
2810063050	1722	111
2810063050	9186	114
2810072010	0947	107
2810072010	1722	111
2810072010	9186	114
2810072020	0947	107
2810072020	1722	111
2810072020	9186	114
2810072030	0947	107
2810072030	1722	111
2810072040	0947	107
2810072040	1722	111
2810072050	0947	107
2810072050	1722	111
2810072060	0947	107
2810072060	1722	111
2810072070	0947	107
2810072070	1722	111
2810072090	0947	107

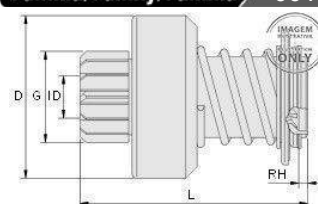
Toyota	Nº ZEN	Pg.
2810072090	1722	111
2810072090	9186	114
2810072100	0947	107
2810072100	1722	111
2810072110	0947	107
2810072110	1722	111
2810073010	0947	107
2810073010	1722	111
2810075050	0818	106
2810076060	0818	106
2810076070	0818	106
Unipoint	Nº ZEN	Pg.
STR3302	1796	112
Utms	Nº ZEN	Pg.
MFJ6501	0930	107
Valeo	Nº ZEN	Pg.
D13E117TE	0117	100
D13E118TE	0117	100
D13E119TE	0117	100
D13E120TE	0117	100
D13E121TE	0117	100
D13E122TE	0117	100
D13E123TE	0117	100
Valtra	Nº ZEN	Pg.
221561	1699	111
83645200	1699	111
83646400	1701	111
83646500	1698	111
Volkswagen	Nº ZEN	Pg.
2W0911023C	1604	110
Volvo	Nº ZEN	Pg.
240847	0308	102
241599	0308	102
243007	0308	102
243043	0308	102
243326	0308	102
4785539	0308	102
4785541	0308	102
Wapsa	Nº ZEN	Pg.
MPB1	0024	99
MPB1	1359	109
MPB2	0024	99
MPB2	1359	109
MPB3	0056	99
MPB4	0056	99
MPB5	0073	99
MPB9	0085	100
MPC1	0022	99
MPE1	0193	101
MPF8	0024	99
MPF8	1359	109
MPN2	0024	99
MPN2	1359	109
MAL11	0022	99
MALP2	0024	99

Wapsa	Nº ZEN	Pg.
MALP2	1359	109
MPB11	0024	99
MPB11	1359	109
MPB17	0024	99
MPB17	1359	109
MPB18	0024	99
MPB18	1359	109
MPB23	0024	99
MPB23	1359	109
MPB25	0193	101
MPB27	0193	101
MPB30	0085	100
MPB31	0024	99
MPB31	1359	109
MPB33	0024	99
MPB33	1359	109
MPB38	0125	100
MPB42	0085	100
MPB47	0186	101
MPB48	0186	101
MPB49	0024	99
MPB49	1359	109
MPB50	0024	99
MPB50	1359	109
MPB59	0024	99
MPB59	1359	109
MPB60	0024	99
MPB60	1359	109
MPB63	0024	99
MPB63	1359	109
MPB68	0085	100
MPB70	0024	99
MPB70	1359	109
MPC1N	0086	100
MPC69	0024	99
MPC69	1359	109
MPMF3	0024	99
MPMF3	1359	109
MWB17	0348	102
MALBD1	0022	99
MALBD2	0022	99
MALMF2	0024	99
MALMF2	1359	109
MALTF1	0024	99
MALTF1	1359	109
MALTF2	0024	99
MALTF2	1359	109
MALW3N	0056	99
MPJ1074	0024	99
MPJ1074	1359	109
White	Nº ZEN	Pg.
207000396	0567	104
Yale	Nº ZEN	Pg.
220002397	0567	104
220007252	0567	104

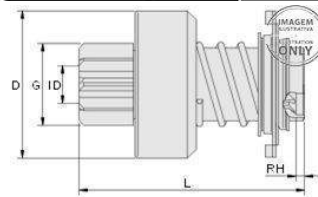
Yale	Nº ZEN	Pg.
220007343	0567	104
220007347	0567	104
220007359	0567	104
220007362	0567	104
ZM	Nº ZEN	Pg.
8148001	1733	112
8148002	1733	112

T	G	L	SPL	ID	D	RH	CW/CCW
Nº de Dentes # Of Pinion Teeth # De Los Dientes Del Pinón	Diâmetro Externo (mm) Pinon O.D. Piñon-Dimension	Comprimento (mm) Length Largo	Nº de Estrial # Of Splines # De Estriás	Diâmetro da Bucha (mm) Pinon I.D. Pinón-Dimensión Interna	Diâmetro da Capa (mm) Drive O.D. Dimensión Externa	Profundidade de Rebaixo Height of Rabbet Altura Del Rebajo	Horário/Anti Horário Clockwise/Counter Clockwise Horario/Antihorario

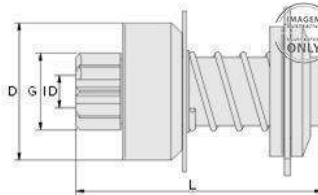
Nº ZEN	T	G	L	SPL	ID	D	RH	CW/CCW	Familia/Family/Familia	001
0108	9	25.8	64	10	12	46.7	2.5	Horário		
0638	9	34.4	64	10	12	46.5	2.5	Horário		
0893	10	31.7	64	10	12	46.5	2.5	Horário		
0996	10	32	64	10	12	46.5	2.5	Horário		



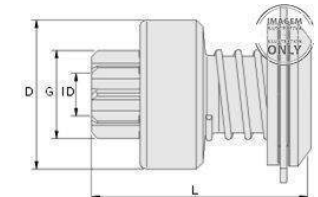
Nº ZEN	T	G	L	SPL	ID	D	RH	CW/CCW	Familia/Family/Familia	008
0163	9	34.4	64	10	12	46.5	2.5	Horário		



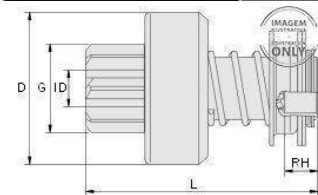
Nº ZEN	T	G	L	SPL	ID	D	RH	CW/CCW	Familia/Family/Familia	011
0888	11	41.99	98	3	14.29	59.9		Horário		



Nº ZEN	T	G	L	SPL	ID	D	RH	CW/CCW	Familia/Family/Familia	012
0608	9	35.5	81.5	6	17	60		Horário		

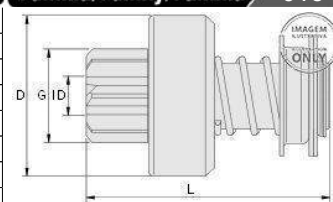


Nº ZEN	T	G	L	SPL	ID	D	RH	CW/CCW	Familia/Family/Familia	014
0101	11	41	89	10	14.3	60	20	Horário		
0105	9	34.8	91	10	14.3	60	13	Horário		
0118	10	40	91	10	14.26	60	13	Horário		
0155	10	40	73	12	17	60		Horário		
0302	10	40	91	10	14.26	60	25	Horário		
0304	10	32	91	10	14.26	60	25	Horário		
0308	9	34.8	91	10	14.26	60	13	Horário		
0310	9	34.8	75	10	14.3	60	6	Horário		
0312	9	34.8	75	10	14.3	60	6	Horário		
0315	9	34.8	91	10	14.3	60	13	Horário		
0316	11	41	91	10	14.3	60	25	Horário		
0392	11	41	91	10	14.3	60	13	Horário		
0497	10	32	91	10	14.26	60	13	Horário		
0661	10	39	91	10	14.3	60	13	Horário		
0748	10	37.8	91	10	14.3	60	13	Horário		
1364	9	34.8	91	10	14.3	60	13	Horário		

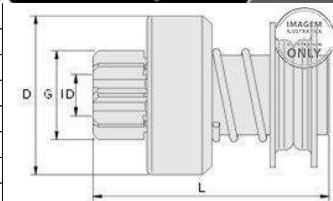


T	G	L	SPL	ID	D	RH	CW/CCW
Nº de Dentes # Of Pinion Teeth # De Los Dientes Del Piñón	Diâmetro Externo (mm) Pinon O.D. Piñon-Dimension	Comprimento (mm) Length Largo	Nº de Estrial # Of Splines # De Estrías	Diâmetro da Bucha (mm) Pinon I.D. Pinón-Dimensión Interna	Diâmetro da Capa (mm) Drive O.D. Dimensión Externa	Profundidade de Rebaixo Height of Rabbet Altura Del Rebajo	Horário/Anti Horário Clockwise/Counter Clockwise Horario/Antihorario

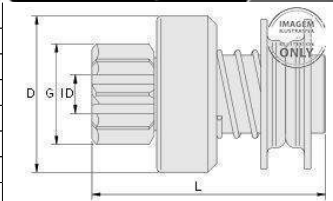
Nº ZEN	T	G	L	SPL	ID	D	RH	CW/CCW	Familia/Family/Familia	015
0291	9	34.8	74	10	14.26	60		Horário		
0366	9	34.8	74	10	14.3	60		Horário		
0367	9	34.8	91	10	14.3	60		Horário		
0378	11	41	91	10	14.3	60		Horário		
0418	10	40	91	10	14.26	60		Horário		
0447	11	41	73.5	10	14.2	60		Horário		
0496	9	34.8	84	10	14.3	54.5		Horário		
0635	10	32	91	10	14.26	60		Horário		
0648	9	34.8	91	10	14.26	60		Horário		
0668	10	40	84	10	14.3	54.5		Horário		
0784	9	29.64	91	10	14.3	60		Anti-horário		
0814	10	40	91	10	14.26	60		Horário		
0970	9	36.5	91	10	14.3	60		Horário		
1180	10	27.5	70.2	10	12	54.5		Horário		
1616	10	39.5	77	10	14.3	60		Horário		



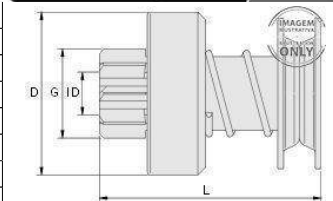
Nº ZEN	T	G	L	SPL	ID	D	RH	CW/CCW	Familia/Family/Familia	016
0216	9	36.5	76	12	14	54.5		Horário		
1753	11	39.67	55.4	3	12.65	46.5		Horário		




Nº ZEN	T	G	L	SPL	ID	D	RH	CW/CCW	Familia/Family/Familia	017
0217	9	29.64	76	6	14	54.5		Horário		
0783	9	25.8	69	3	12	43.5		Horário		
1711	9	33.8	87.2	6	14.01	60.5		Horário		

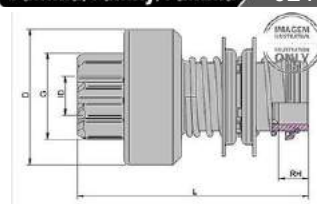


Nº ZEN	T	G	L	SPL	ID	D	RH	CW/CCW	Familia/Family/Familia	020
0022	9	29.64	100	6	14.26	46.5		Horário		
0024	10	40	79.5	6	14.29	60		Horário		
0039	10	40	96	6	14.3	60		Horário		
0041	11	41	102.5	6	14.3	60		Horário		
0051	12	46.3	96	3	14.3	60		Horário		
0052	9	29.64	95	3	14.3	60		Horário		
0056	9	29.64	73.5	6	12	46.5		Horário		
0073	9	29.64	87	6	12	46.5		Horário		
0085	9	34.8	79	6	14.26	60		Horário		
0086	9	29.64	97.5	6	12	46.5		Horário		
0093	10	40	96	3	14.29	60		Horário		
0112	10	32	96	3	14.26	60		Horário		
0125	13	47	89.5	3	14.29	60		Anti-horário		
0186	10	40	96.5	6	14.29	60		Horário		
0193	9	29.64	100	6	12	46.5		Horário		
0198	10	40	102.5	6	14.26	60		Horário		
1359	10	40	79.5	6	14.3	60		Horário		
1928	10	32	96	3	14.26	60		Horário		



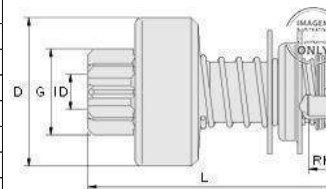
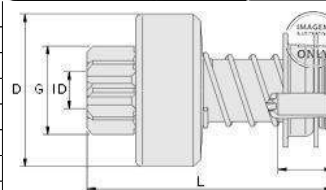
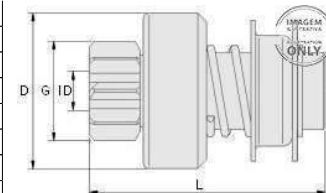
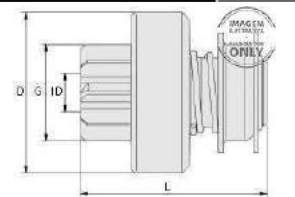
T	G	L	SPL	ID	D	RH	CW/CW
Nº de Dentes	Diâmetro Externo (mm)	Comprimento (mm)	Nº de Estrial	Diâmetro da Bucha (mm)	Diâmetro da Capa (mm)	Profundidade de Rebaixo	Horário/Anti Horário
# Of Pinon Teeth	Pinon O.D.	Length	# Of Splines	Pinon I.D.	Drive O.D.	Height of Rabbet	Clockwise/Counter Clockwise
# De Los Dientes Del Pinón	Piñon-Dimension	Largo	# De Estrías	Pinón-Dimensión Interna	Dimensión Externa	Altura Del Rebajo	Horario/Antihorario

Nº ZEN	T	G	L	SPL	ID	D	RH	CW/CCW	Familia/Family/Familia	021
0028	9	34.8	90	3	14.29	54.5	10	Horário		
0034	9	34.8	91	3	14.26	60	13	Horário		
0043	10	40	87	3	14.26	60	13	Horário		
0059	11	41	92	3	14.26	60		Horário		
0060	10	40	91.5	3	14.26	60	10	Horário		
0062	9	34.8	77.5	3	14.26	46.6	10	Horário		
0092	9	34.8	86.5	3	14.26	60	12	Horário		
0224	10	37.8	90	3	14.26	54.5	10	Horário		
0318	9	34.8	90	10	14.26	54.5	18	Horário		
0902	11	41	91	12	14.26	60	15	Horário		
1076	9	34.8	86.9	3	14.29	54.5	13	Horário		

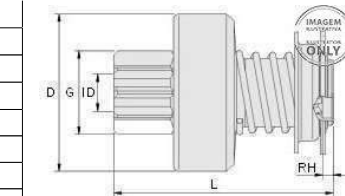



Nº ZEN	T	G	L	SPL	ID	D	RH	CW/CCW
0225	9	34.8	92.5	3	14.26	60	10	Horário
0226	11	41	92.5	3	14.3	60	10	Horário

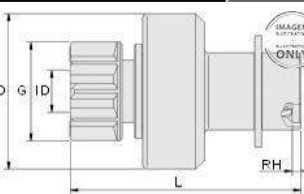
The technical drawing illustrates the components of the Zen spring assembly. It includes labels for various dimensions: D (outer diameter), G (inner diameter), ID (internal diameter of the coil), L (total length), and RH (height of the retaining ring). A circular inset shows a cross-section of the retaining ring with the text 'IMAGEM ILUSTRATIVA' (Illustrative Image) and 'ONLY'.

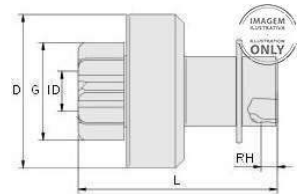
[illegible][illegible][illegible]


T	G	L	SPL	ID	D	RH	CW/CCW
Nº de Dentes # Of Pinon Teeth # De Los Dientes Del Pinón	Diâmetro Externo (mm) Pinon O.D. Piñon-Dimension	Comprimento (mm) Length Largo	Nº de Estrial # Of Splines # De Estrías	Diâmetro da Bucha (mm) Pinon I.D. Pinón-Dimensión Interna	Diâmetro da Capa (mm) Drive O.D. Dimensión Externa	Profundidade de Rebaixo Height of Rabbet Altura Del Rebajo	Horário/Anti Horário Clockwise/Counter Clockwise Horario/Antihorario


Nº ZEN	T	G	L	SPL	ID	D	RH	CW/CCW	Familia/Family/Familia	029
0649	10	40	85	12	14	60	4	Horário		
0650	12	46.3	85	12	14.01	60	4	Horário		
0651	9	34.4	85	12	14	60	4	Horário		
0850	9	36.5	80	12	14	60	4	Horário		
1059	9	34.8	83	10	14.3	60	10	Horário		
1194	10	32	85	12	14	60	4	Horário		
1195	10	40	85	12	14	60	4	Horário		
1196	12	46.3	85	12	14	60	4	Horário		

Nº ZEN	T	G	L	SPL	ID	D	RH	CW/CCW	Familia/Family/Familia	030
0144	9	29.64	60.5	8	12.8	45.5		Horário		
0352	8	28.2	60.5	8	12.8	45.9		Horário		
0427	10	40	60.5	8	12.8	45.5		Anti-horário		

Nº ZEN	T	G	L	SPL	ID	D	RH	CW/CCW	Familia/Family/Familia	033
1948	13	46	107.5	16	17.03	72.2		Horário		

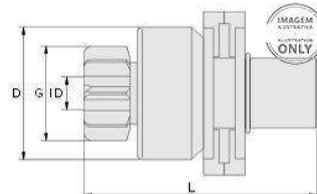
Nº ZEN	T	G	L	SPL	ID	D	RH	CW/CCW	Familia/Family/Familia	034
0950	9	29.6	53.5	5	11	41.5	2.12	Anti-horário		
0958	11	30	47	6	12	46.5	1.5	Horário		

Nº ZEN	T	G	L	SPL	ID	D	RH	CW/CCW	Familia/Family/Familia	035
0102	10	40	95	3	15	60		Horário		
0492	10	32	95	3	15	60		Horário		

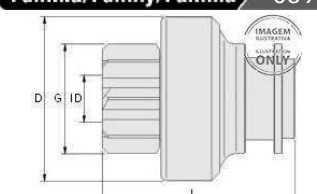
Nº ZEN	T	G	L	SPL	ID	D	RH	CW/CCW	Familia/Family/Familia	036
0438	9	34.8	91	10	15.05	60	3	Horário		
0439	10	40	91	10	15	60	3	Horário		

T	G	L	SPL	ID	D	RH	CW/CCW
Nº de Dentes # Of Pinon Teeth # De Los Dientes Del Pinón	Diâmetro Externo (mm) Pinon O.D. Piñon-Dimension	Comprimento (mm) Length Largo	Nº de Estrias # Of Splines # De Estrías	Diâmetro da Bucha (mm) Pinon I.D. Pinón-Dimensión Interna	Diâmetro da Capa (mm) Drive O.D. Dimensión Externa	Profundidade de Rebaixo Height of Rabbet Altura Del Rebajo	Horário/Anti Horário Clockwise/Counter Clockwise Horario/Antihorario

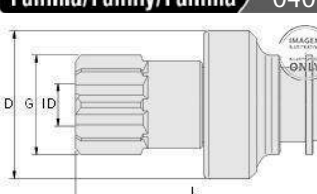
Nº ZEN	T	G	L	SPL	ID	D	RH	CW/CCW	Familia/Family/Familia	037
0495	10	33	75.5	6	12	46.5		Horário		



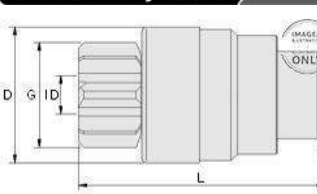
Nº ZEN	T	G	L	SPL	ID	D	RH	CW/CCW	Familia/Family/Familia	039
0064	10	40	70	3	17	60		Horário		
0067	10	40	73	3	17	60		Horário		
0096	10	40	70	12	17	60		Horário		
0134	13	46	73	12	17	60		Horário		
0150	10	40	73	12	17	60		Horário		
0322	10	40	70	3	17	60		Horário		
0398	13	46	70	12	17	60		Horário		
0480	10	40	70	12	17.03	60		Horário		
0507	11	39.5	73	3	17	60		Horário		
0594	9	35.5	73	12	14.3	60		Horário		




Nº ZEN	T	G	L	SPL	ID	D	RH	CW/CCW	Familia/Family/Familia	040
0485	11	41	100	12	17	60		Horário		
0557	11	41	100	12	17.03	60		Horário		
1502	11	41	95.5	12	14.26	60		Horário		



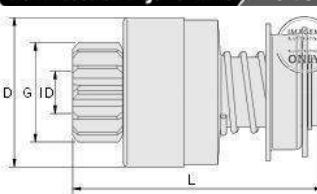
Nº ZEN	T	G	L	SPL	ID	D	RH	CW/CCW	Familia/Family/Familia	041
0434	10	40	102	4	17.03	60		Horário		
0607	12	46.3	102	4	17	60		Horário		
0813	10	40	108.5	4	17	60		Horário		
0948	10	40	104	18	17	60		Horário		



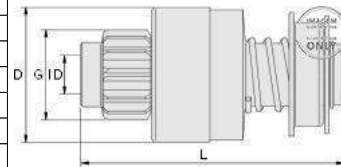
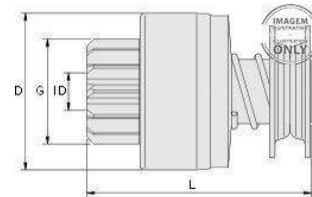
Nº ZEN	T	G	L	SPL	ID	D	RH	CW/CCW	Familia/Family/Familia	042
1656	9	36.3	37.5	6	13.1	39.5		Anti-horário		




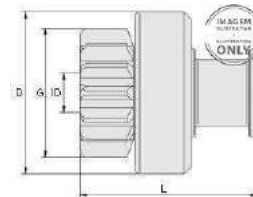
Nº ZEN	T	G	L	SPL	ID	D	RH	CW/CCW	Familia/Family/Familia	043
0670	13	40	100	10	17	60		Horário		
0721	10	40	85.5	12	14.01	60	4.5	Horário		
0722	10	32	85.5	12	14	60	4.5	Horário		
0894	11	40.6	84	12	15	60	4.5	Horário		
0985	9	36.5	85.5	12	14	60	4.5	Horário		
1112	9	36.5	85.5	12	14	60	4.5	Horário		



T	G	L	SPL	ID	D	RH	CW/CCW
Nº de Dentes	Diâmetro Externo (mm)	Comprimento (mm)	Nº de Estrial	Diâmetro da Bucha (mm)	Diâmetro da Capa (mm)	Profundidade de Rebaixo	Horário/Anti Horário
# Of Pinon Teeth	Pinon O.D.	Length	# Of Splines	Pinon I.D.	Drive O.D.	Height of Rabbet	Clockwise/Counter Clockwise
# De Los Dientes Del Pinón	Piñon-Dimension	Largo	# De Estrías	Pinón-Dimensión Interna	Dimensión Externa	Altura Del Rebajo	Horario/Antihorario

[illegible][illegible]

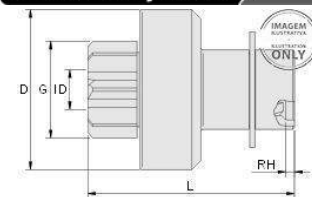
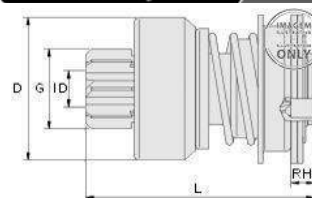
Nº ZEN	T	G	L	SPL	ID	D	RH	CW/CCW	Familia/Family/Familia	046
1090	10	32.1	80	10	14	60			Horário	
1595	10	40	80	6	15	60			Horário	
1596	9	34.8	80	10	14.01	60			Horário	
1602	10	40	60.5	10	14.06	60			Horário	
1603	12	46.3	76	6	15	60			Horário	
1604	10	32	77	6	15	60			Horário	
1622	10	40	74	10	14.1	60			Horário	
1635	9	37.18	60.9	10	12.06	60			Horário	
1637	10	40	80	10	14.01	60.4			Horário	
1719	10	40	74.9	6	15	59.5			Horário	
1726	11	41	80.4	6	15	59.5			Horário	
1733	11	39.67	74	10	14.01	60.5			Horário	
1881	12	37.18	80.4	6	15	60			Horário	



Nº ZEN	T	G	L	SPL	ID	D	RH	CW/CCW
0450	8	28.2	55.5	8	12	46.5		Horário
0584	9	29.64	55.5	8	12	46.5		Horário
0853	8	28.2	70.5	8	12	46.5		Horário
0943	9	38.4	71	8	12	46.3		Anti-horário
1744	11	39.67	62	5	12.51	46.6	1	Horário
1880	10	31.8	64	6	12	43.5	1.5	Anti-horário

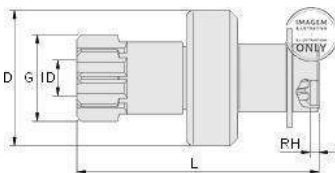
Familia/Family/Família 047

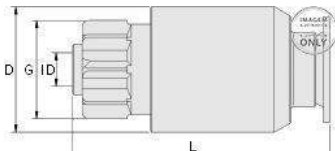
IMAGEM  
AUTOMÁTICA  
ONLY

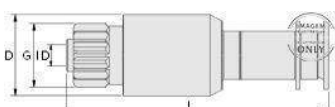
[illegible]

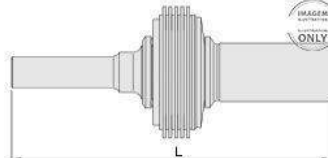


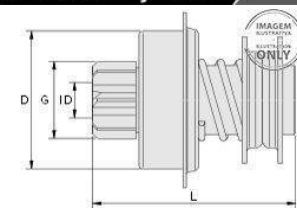
T	G	L	SPL	ID	D	RH	CW/CCW
Nº de Dentes # Of Pinon Teeth # De Los Dientes Del Pinón	Diâmetro Externo (mm) Pinon O.D. Piñon-Dimension	Comprimento (mm) Length Largo	Nº de Estrial # Of Splines # De Estrías	Diâmetro da Bucha (mm) Pinon I.D. Pinón-Dimensión Interna	Diâmetro da Capa (mm) Drive O.D. Dimensión Externa	Profundidade de Rebaixo Height of Rabbet Altura Del Rebajo	Horário/Anti Horário Clockwise/Counter Clockwise Horario/Antihorario

Nº ZEN	T	G	L	SPL	ID	D	RH	CW/CCW	Familia/Family/Familia	050
0339	9	25.8	82	10	12.5	46.5	2.5	Horário		
0343	9	34.8	82	10	12.5	46.5	2.5	Horário		
0353	9	29.64	82	10	12.5	46.5		Horário		
0498	8	28.2	82	10	12.5	46.5	2.5	Horário		
0906	9	33	73.5	6	12	46.5		Horário		

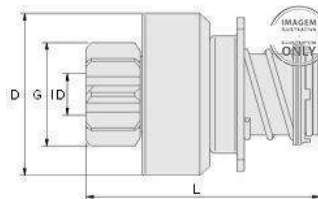
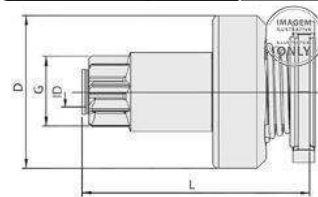
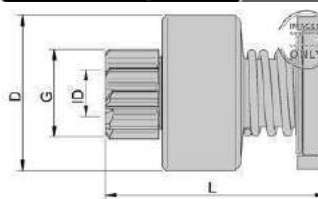
Nº ZEN	T	G	L	SPL	ID	D	RH	CW/CCW	Familia/Family/Familia	051
0097	12	46.3	120.1	19	15.9	58.4		Horário		
0110	11	56.7	120.1	19	15.9	58.4		Horário		
0117	12	46.3	120.1	19	19	58.4		Horário		
0182	13	49.7	120.1	19	15.9	58.4		Horário		
0188	11	56.7	120.1	19	19	58.4		Horário		
0622	12	46.3	118	19	15.9	58.9		Horário		
0626	11	56.7	120.1	19	15.9	58.4		Anti-horário		
0776	12	46.3	118	19	19	58.4		Horário		
0778	11	56.7	118	19	19	58.4		Horário		
0879	13	49.7	118	19	19	58.4		Horário		
0914	12	46.3	120.1	19	15.9	58.4		Anti-horário		
0930	11	56.7	118	19	19	58.4		Anti-horário		
1013	10	39.67	102	19	15.9	58.4		Horário		
1190	10	40.4	118	19	20.7	58.4		Horário		
1204	11	56.7	118	19	19	58.4		Horário		
1205	12	46.3	102	19	15.9	58.4		Horário		
1210	11	56.7	102	19	15.9	58.4		Horário		

Nº ZEN	T	G	L	SPL	ID	D	RH	CW/CCW	Familia/Family/Familia	052
0555	12	46.3	170	19	15.9	58.4		Horário		
0556	11	56.7	170	19	15.9	58.4		Horário		

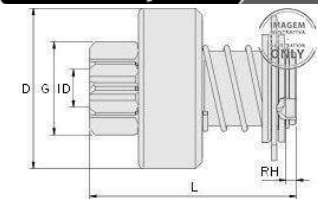
Nº ZEN	T	G	L	SPL	ID	D	RH	CW/CCW	Familia/Family/Familia	058
0133			166	21		75.5				

Nº ZEN	T	G	L	SPL	ID	D	RH	CW/CCW	Familia/Family/Familia	069
0348	9	25.8	65	6	12	46.5		Horário		

T	G	L	SPL	ID	D	RH	CW/CW
Nº de Dentes	Diâmetro Externo (mm)	Comprimento (mm)	Nº de Estrial	Diâmetro da Bucha (mm)	Diâmetro da Capa (mm)	Profundidade de Rebaixo	Horário/Anti Horário
# Of Pinon Teeth	Pinon O.D.	Length	# Of Splines	Pinon I.D.	Drive O.D.	Height of Rabbet	Clockwise/Counter Clockwise
# De Los Dientes Del Pinón	Piñon-Dimension	Largo	# De Estrías	Pinón-Dimensión Interna	Dimensión Externa	Altura Del Rebajo	Horario/Anthorario

[illegible][illegible][illegible]

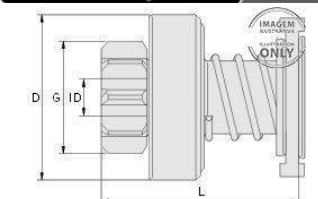
Nº ZEN	T	G	L	SPL	ID	D	RH	CW/CCW	Familia/Family/Família	091
1678	10	40	81.8	10	14.26	60.4			Horário	
1698	11	41	81.8	10	14.26	60.4			Horário	
1699	9	34.8	75.9	14	14.26	60.4			Horário	
1700	10	39.3	75.6	14	14.26	60.4			Horário	
1701	10	40	85.6	14	14.26	60.4			Horário	
1709	10	32	75.9	14	14.26	60.4			Horário	
1751	9	34.8	82.2	6	14.15	60.4			Horário	
1754	10	31.8	115.5	14	12	59.5			Horário	
1898	9	34.8	64.9	14	12	54.5	11		Horário	
1944	13	46	53	14	12	54.5			Anti-horário	



Nº ZEN	T	G	L	SPL	ID	D	RH	CW/CCW
0929	11	35.8	62	10	12	54.5		Horário
1030	11	29.5	49.5	10	12	54.5		Horário
1071	10	27.5	58.5	10	12	52.7		Horário
1157	9	34.8	83	10	14.3	60		Horário
1624	9	34.8	76	10	14.26	60		Horário
1631	10	33	60	10	12	53.5		Horário
1638	9	34.8	69.5	10	12	52.7		Horário
1690	10	40	59.4	10	12	52.9		Horário
1772	10	39.67	76	10	14.29	59.5		Horário
1878	11	43.5	83	10	14.26	60		Horário
1929	11	41	58.5	10	12	53		Horário

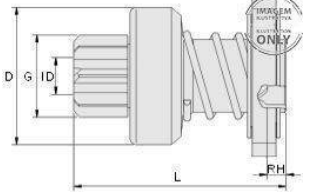
Familia/Family/Familia 094

IMAGEM  
EXCLUSIVA  
ONLY

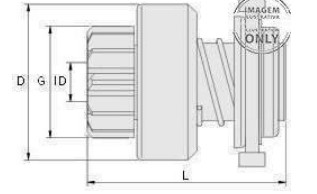


T	G	L	SPL	ID	D	RH	CW/CCW
Nº de Dentes # Of Pinon Teeth # De Los Dientes Del Pinón	Diâmetro Externo (mm) Pinon O.D. Piñon-Dimension	Comprimento (mm) Length Largo	Nº de Estrial # Of Splines # De Estriás	Diâmetro da Bucha (mm) Pinon I.D. Pinón-Dimensión Interna	Diâmetro da Capa (mm) Drive O.D. Dimensión Externa	Profundidade de Rebaixo Height of Rabbet Altura Del Rebajo	Horário/Anti Horário Clockwise/Counter Clockwise Horario/Antihorario

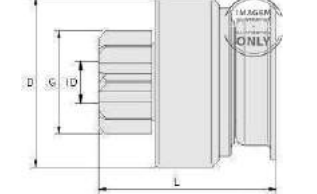
Nº ZEN	T	G	L	SPL	ID	D	RH	CW/CCW	Familia/Family/Familia	095
0610	9	25.8	68	3	12	43.5	6	Horário		
0612	9	25.8	69	3	12	43.5		Horário		



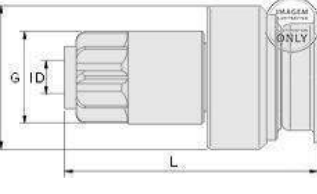
Nº ZEN	T	G	L	SPL	ID	D	RH	CW/CCW	Familia/Family/Familia	100
1065	9	29.64	58.5	10	12	46.5		Anti-horário		



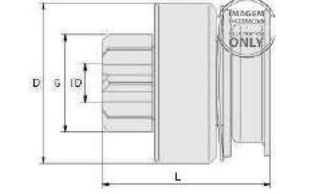
Nº ZEN	T	G	L	SPL	ID	D	RH	CW/CCW	Familia/Family/Familia	110
0595	8	28.2	50	8	12	46.5		Horário		



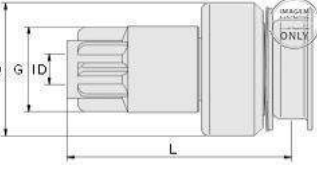
Nº ZEN	T	G	L	SPL	ID	D	RH	CW/CCW	Familia/Family/Familia	111
1592	9	29.64	73.8	8	10.69	46.5		Horário		



Nº ZEN	T	G	L	SPL	ID	D	RH	CW/CCW	Familia/Family/Familia	112
0596	10	31.7	50.9	8	12	46.5		Horário		

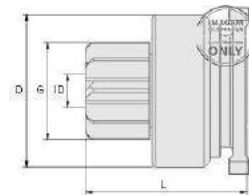


Nº ZEN	T	G	L	SPL	ID	D	RH	CW/CCW	Familia/Family/Familia	113
0758	9	29.64	77.5	8	10.7	46.5		Horário		

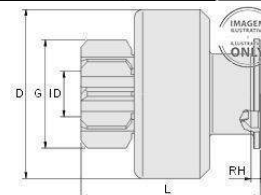


T	G	L	SPL	ID	D	RH	CW/CCW
Nº de Dentes # Of Pinon Teeth # De Los Dientes Del Pinón	Diâmetro Externo (mm) Pinon O.D. Piñon-Dimension	Comprimento (mm) Length Largo	Nº de Estrial # Of Splines # De Estrías	Diâmetro da Bucha (mm) Pinon I.D. Pinón-Dimensión Interna	Diâmetro da Capa (mm) Drive O.D. Dimensión Externa	Profundidade de Rebaixo Height of Rabbet Altura Del Rebajo	Horário/Anti Horário Clockwise/Counter Clockwise Horario/Antihorario

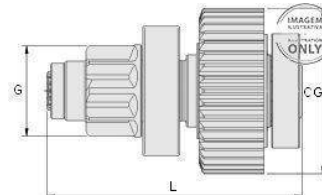
Nº ZEN	T	G	L	SPL	ID	D	RH	CW/CCW	Familia/Family/Familia	115
1224	10	27.9	46.6	12	12	45.3	1.85	Horário		



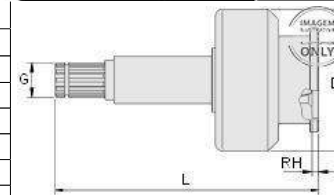
Nº ZEN	T	G	L	SPL	ID	D	RH	CW/CCW	Familia/Family/Familia	117
0978	10	40	61	10	12	60		Horário		
1134	10	27.94	55	9	12.1	46.5	4	Horário		
1556	11	34.8	38.5	10	12.51	46.5	2.5	Horário		
1621	13	46	55	9	12.06	46.6	4	Anti-horário		
1636	9	34.8	55	9	12.06	46.5	4	Horário		
1713	13	46	54.9	9	12.06	46.6	4	Horário		
1796	9	34.1	38.6	10	12.51	46.5	2	Horário		



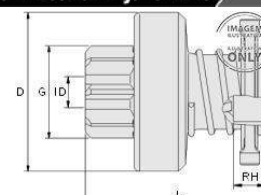
Nº ZEN	T	G	L	SPL	ID	D	RH	CW/CCW	Familia/Family/Familia	124
0818	9	29.6	83					Horário		
0947	9	29.64	102					Horário		
1722	18	12.7	102					Horário		
1846	10	40.8	110					Horário		
1957	11	29.3	102					Horário		



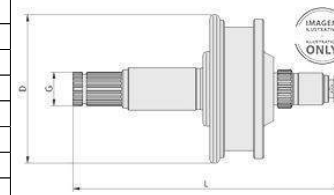
Nº ZEN	T	G	L	SPL	ID	D	RH	CW/CCW	Familia/Family/Familia	128
0887	20	14.7	110	5		60	2.5	Horário		
1679	21	16.5	131.3	7		60		Horário		
1805	21	16.5	131.3	6		60		Horário		



Nº ZEN	T	G	L	SPL	ID	D	RH	CW/CCW	Familia/Family/Familia	130
1693	10	40.4	72.7	10	12.06	60.4	11	Horário		

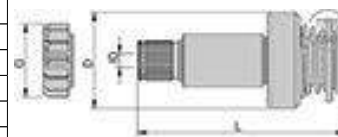


Nº ZEN	T	G	L	SPL	ID	D	RH	CW/CCW	Familia/Family/Familia	134
1046	20	14.7	126	10		64.8		Horário		

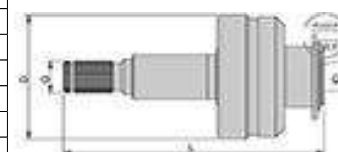


T	G	L	SPL	ID	D	RH	CW/CCW
Nº de Dentes # Of Pinon Teeth # De Los Dientes Del Pinón	Diâmetro Externo (mm) Pinon O.D. Piñon-Dimension	Comprimento (mm) Length Largo	Nº de Estrial # Of Splines # De Estrías	Diâmetro da Bucha (mm) Pinon I.D. Pinón-Dimensión Interna	Diâmetro da Capa (mm) Drive O.D. Dimensión Externa	Profundidade de Rebaixo Height of Rabbet Altura Del Rebajo	Horário/Anti Horário Clockwise/Counter Clockwise Horario/Antihorario

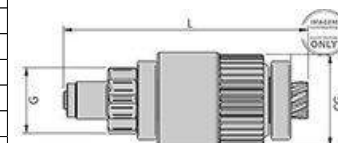
Nº ZEN	T	G	L	SPL	ID	D	RH	CW/CCW	Familia/Family/Familia	141
1647	10	32.1	117.4	6	12.06	59		Horário		
1837	10	40	164.6	6	12.06	59.5		Horário		



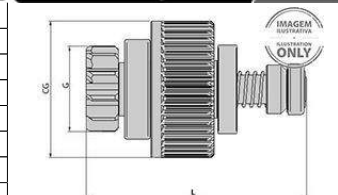
Nº ZEN	T	G	L	SPL	ID	D	RH	CW/CCW	Familia/Family/Familia	142
1809	23	17.5	144.2	6	13.01	69.5		Horário		
1810	28	20.1	148	6	13.01	71.9		Horário		
1811	23	17.5	144.2	6	13.01	71.9		Horário		



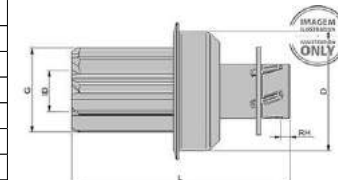
Nº ZEN	T	G	L	SPL	ID	D	RH	CW/CCW	Familia/Family/Familia	144
1828			91.9					Horário		
1829	13	39.5	146.3					Horário		
1831	10	40	146.3					Horário		



Nº ZEN	T	G	L	SPL	ID	D	RH	CW/CCW	Familia/Family/Familia	145
1883	9	36	100					Horário		



Nº ZEN	T	G	L	SPL	ID	D	RH	CW/CCW	Familia/Family/Familia	147
1885	9	29.5	75	5	11.02	41.5		Anti-horário		



T	G	L	SPL	ID	CT	D	FAM	CW/CCW
Nº de Dentes # Of Pinon Teeth # De Los Dientes Del Pinón	Ø Externo (mm) Pinon O.D. Piñon - Ø Externa	Comprimento Total (mm) Length Largo	Nº de Estrias # Of Splines # De Estriás	Ø da Bucha (mm) Pinon I.D. Pinón - Ø Interna	Nº Dentes Coroa # Barrel Gear Teeth # Dientes de la Corona	Ø da Capa (mm) Drive O.D. Ø Externa	Família Family Familia	Horário/Anti Horário Clockwise/Counter Clockwise Horario/Antihorario

<div><div>0022</div><div></div><div>APLICAÇÃO Application / Aplicación Pg. 118</div></div> <div><div>1.01.0022.0</div><div><table><tr><td>T</td><td>9</td></tr><tr><td>G</td><td>29.64</td></tr><tr><td>L</td><td>100</td></tr><tr><td>SPL</td><td>6</td></tr><tr><td>ID</td><td>14.26</td></tr><tr><td>D</td><td>46.5</td></tr><tr><td>FAM</td><td>020</td></tr><tr><td>CW/CCW</td><td>Horário</td></tr></table></div></div>	T	9	G	29.64	L	100	SPL	6	ID	14.26	D	46.5	FAM	020	CW/CCW	Horário	<div><div>0024</div><div></div><div>APLICAÇÃO Application / Aplicación Pg. 118</div></div> <div><div>1.01.0024.0</div><div><table><tr><td>T</td><td>10</td></tr><tr><td>G</td><td>40</td></tr><tr><td>L</td><td>79.5</td></tr><tr><td>SPL</td><td>6</td></tr><tr><td>ID</td><td>14.29</td></tr><tr><td>D</td><td>60</td></tr><tr><td>FAM</td><td>020</td></tr><tr><td>CW/CCW</td><td>Horário</td></tr></table></div></div>	T	10	G	40	L	79.5	SPL	6	ID	14.29	D	60	FAM	020	CW/CCW	Horário	<div><div>0028</div><div></div><div>APLICAÇÃO Application / Aplicación Pg. 118</div></div> <div><div>1.01.0028.0</div><div><table><tr><td>T</td><td>9</td></tr><tr><td>G</td><td>34.8</td></tr><tr><td>L</td><td>90</td></tr><tr><td>SPL</td><td>3</td></tr><tr><td>ID</td><td>14.29</td></tr><tr><td>D</td><td>54.5</td></tr><tr><td>FAM</td><td>021</td></tr><tr><td>CW/CCW</td><td>Horário</td></tr></table></div></div>	T	9	G	34.8	L	90	SPL	3	ID	14.29	D	54.5	FAM	021	CW/CCW	Horário	<div><div>0034</div><div></div><div>APLICAÇÃO Application / Aplicación Pg. 118</div></div> <div><div>1.01.0034.0</div><div><table><tr><td>T</td><td>9</td></tr><tr><td>G</td><td>34.8</td></tr><tr><td>L</td><td>91</td></tr><tr><td>SPL</td><td>3</td></tr><tr><td>ID</td><td>14.26</td></tr><tr><td>D</td><td>60</td></tr><tr><td>FAM</td><td>021</td></tr><tr><td>CW/CCW</td><td>Horário</td></tr></table></div></div>	T	9	G	34.8	L	91	SPL	3	ID	14.26	D	60	FAM	021	CW/CCW	Horário
T	9																																																																		
G	29.64																																																																		
L	100																																																																		
SPL	6																																																																		
ID	14.26																																																																		
D	46.5																																																																		
FAM	020																																																																		
CW/CCW	Horário																																																																		
T	10																																																																		
G	40																																																																		
L	79.5																																																																		
SPL	6																																																																		
ID	14.29																																																																		
D	60																																																																		
FAM	020																																																																		
CW/CCW	Horário																																																																		
T	9																																																																		
G	34.8																																																																		
L	90																																																																		
SPL	3																																																																		
ID	14.29																																																																		
D	54.5																																																																		
FAM	021																																																																		
CW/CCW	Horário																																																																		
T	9																																																																		
G	34.8																																																																		
L	91																																																																		
SPL	3																																																																		
ID	14.26																																																																		
D	60																																																																		
FAM	021																																																																		
CW/CCW	Horário																																																																		
<div><div>0039</div><div></div><div>APLICAÇÃO Application / Aplicación Pg. 119</div></div> <div><div>1.01.0039.0</div><div><table><tr><td>T</td><td>10</td></tr><tr><td>G</td><td>40</td></tr><tr><td>L</td><td>96</td></tr><tr><td>SPL</td><td>6</td></tr><tr><td>ID</td><td>14.3</td></tr><tr><td>D</td><td>60</td></tr><tr><td>FAM</td><td>020</td></tr><tr><td>CW/CCW</td><td>Horário</td></tr></table></div></div>	T	10	G	40	L	96	SPL	6	ID	14.3	D	60	FAM	020	CW/CCW	Horário	<div><div>0041</div><div></div><div>APLICAÇÃO Application / Aplicación Pg. 119</div></div> <div><div>1.01.0041.0</div><div><table><tr><td>T</td><td>11</td></tr><tr><td>G</td><td>41</td></tr><tr><td>L</td><td>102.5</td></tr><tr><td>SPL</td><td>6</td></tr><tr><td>ID</td><td>14.3</td></tr><tr><td>D</td><td>60</td></tr><tr><td>FAM</td><td>020</td></tr><tr><td>CW/CCW</td><td>Horário</td></tr></table></div></div>	T	11	G	41	L	102.5	SPL	6	ID	14.3	D	60	FAM	020	CW/CCW	Horário	<div><div>0043</div><div></div><div>APLICAÇÃO Application / Aplicación Pg. 119</div></div> <div><div>1.01.0043.0</div><div><table><tr><td>T</td><td>10</td></tr><tr><td>G</td><td>40</td></tr><tr><td>L</td><td>87</td></tr><tr><td>SPL</td><td>3</td></tr><tr><td>ID</td><td>14.26</td></tr><tr><td>D</td><td>60</td></tr><tr><td>FAM</td><td>021</td></tr><tr><td>CW/CCW</td><td>Horário</td></tr></table></div></div>	T	10	G	40	L	87	SPL	3	ID	14.26	D	60	FAM	021	CW/CCW	Horário	<div><div>0051</div><div></div><div>APLICAÇÃO Application / Aplicación Pg. 119</div></div> <div><div>1.01.0051.0</div><div><table><tr><td>T</td><td>12</td></tr><tr><td>G</td><td>46.3</td></tr><tr><td>L</td><td>96</td></tr><tr><td>SPL</td><td>3</td></tr><tr><td>ID</td><td>14.3</td></tr><tr><td>D</td><td>60</td></tr><tr><td>FAM</td><td>020</td></tr><tr><td>CW/CCW</td><td>Horário</td></tr></table></div></div>	T	12	G	46.3	L	96	SPL	3	ID	14.3	D	60	FAM	020	CW/CCW	Horário
T	10																																																																		
G	40																																																																		
L	96																																																																		
SPL	6																																																																		
ID	14.3																																																																		
D	60																																																																		
FAM	020																																																																		
CW/CCW	Horário																																																																		
T	11																																																																		
G	41																																																																		
L	102.5																																																																		
SPL	6																																																																		
ID	14.3																																																																		
D	60																																																																		
FAM	020																																																																		
CW/CCW	Horário																																																																		
T	10																																																																		
G	40																																																																		
L	87																																																																		
SPL	3																																																																		
ID	14.26																																																																		
D	60																																																																		
FAM	021																																																																		
CW/CCW	Horário																																																																		
T	12																																																																		
G	46.3																																																																		
L	96																																																																		
SPL	3																																																																		
ID	14.3																																																																		
D	60																																																																		
FAM	020																																																																		
CW/CCW	Horário																																																																		
<div><div>0052</div><div></div><div>APLICAÇÃO Application / Aplicación Pg. 119</div></div> <div><div>1.01.0052.0</div><div><table><tr><td>T</td><td>9</td></tr><tr><td>G</td><td>29.64</td></tr><tr><td>L</td><td>95</td></tr><tr><td>SPL</td><td>3</td></tr><tr><td>ID</td><td>14.3</td></tr><tr><td>D</td><td>60</td></tr><tr><td>FAM</td><td>020</td></tr><tr><td>CW/CCW</td><td>Horário</td></tr></table></div></div>	T	9	G	29.64	L	95	SPL	3	ID	14.3	D	60	FAM	020	CW/CCW	Horário	<div><div>0056</div><div></div><div>APLICAÇÃO Application / Aplicación Pg. 120</div></div> <div><div>1.01.0056.0</div><div><table><tr><td>T</td><td>9</td></tr><tr><td>G</td><td>29.64</td></tr><tr><td>L</td><td>73.5</td></tr><tr><td>SPL</td><td>6</td></tr><tr><td>ID</td><td>12</td></tr><tr><td>D</td><td>46.5</td></tr><tr><td>FAM</td><td>020</td></tr><tr><td>CW/CCW</td><td>Horário</td></tr></table></div></div>	T	9	G	29.64	L	73.5	SPL	6	ID	12	D	46.5	FAM	020	CW/CCW	Horário	<div><div>0059</div><div></div><div>APLICAÇÃO Application / Aplicación Pg. 120</div></div> <div><div>1.01.0059.0</div><div><table><tr><td>T</td><td>11</td></tr><tr><td>G</td><td>41</td></tr><tr><td>L</td><td>92</td></tr><tr><td>SPL</td><td>3</td></tr><tr><td>ID</td><td>14.26</td></tr><tr><td>D</td><td>60</td></tr><tr><td>FAM</td><td>021</td></tr><tr><td>CW/CCW</td><td>Horário</td></tr></table></div></div>	T	11	G	41	L	92	SPL	3	ID	14.26	D	60	FAM	021	CW/CCW	Horário	<div><div>0060</div><div></div><div>APLICAÇÃO Application / Aplicación Pg. 120</div></div> <div><div>1.01.0060.0</div><div><table><tr><td>T</td><td>10</td></tr><tr><td>G</td><td>40</td></tr><tr><td>L</td><td>91.5</td></tr><tr><td>SPL</td><td>3</td></tr><tr><td>ID</td><td>14.26</td></tr><tr><td>D</td><td>60</td></tr><tr><td>FAM</td><td>021</td></tr><tr><td>CW/CCW</td><td>Horário</td></tr></table></div></div>	T	10	G	40	L	91.5	SPL	3	ID	14.26	D	60	FAM	021	CW/CCW	Horário
T	9																																																																		
G	29.64																																																																		
L	95																																																																		
SPL	3																																																																		
ID	14.3																																																																		
D	60																																																																		
FAM	020																																																																		
CW/CCW	Horário																																																																		
T	9																																																																		
G	29.64																																																																		
L	73.5																																																																		
SPL	6																																																																		
ID	12																																																																		
D	46.5																																																																		
FAM	020																																																																		
CW/CCW	Horário																																																																		
T	11																																																																		
G	41																																																																		
L	92																																																																		
SPL	3																																																																		
ID	14.26																																																																		
D	60																																																																		
FAM	021																																																																		
CW/CCW	Horário																																																																		
T	10																																																																		
G	40																																																																		
L	91.5																																																																		
SPL	3																																																																		
ID	14.26																																																																		
D	60																																																																		
FAM	021																																																																		
CW/CCW	Horário																																																																		
<div><div>0062</div><div></div><div>APLICAÇÃO Application / Aplicación Pg. 120</div></div> <div><div>1.01.0062.0</div><div><table><tr><td>T</td><td>9</td></tr><tr><td>G</td><td>34.8</td></tr><tr><td>L</td><td>77.5</td></tr><tr><td>SPL</td><td>3</td></tr><tr><td>ID</td><td>14.26</td></tr><tr><td>D</td><td>46.6</td></tr><tr><td>FAM</td><td>021</td></tr><tr><td>CW/CCW</td><td>Horário</td></tr></table></div></div>	T	9	G	34.8	L	77.5	SPL	3	ID	14.26	D	46.6	FAM	021	CW/CCW	Horário	<div><div>0064</div><div></div><div>APLICAÇÃO Application / Aplicación Pg. 120</div></div> <div><div>1.01.0064.0</div><div><table><tr><td>T</td><td>10</td></tr><tr><td>G</td><td>40</td></tr><tr><td>L</td><td>70</td></tr><tr><td>SPL</td><td>3</td></tr><tr><td>ID</td><td>17</td></tr><tr><td>D</td><td>60</td></tr><tr><td>FAM</td><td>039</td></tr><tr><td>CW/CCW</td><td>Horário</td></tr></table></div></div>	T	10	G	40	L	70	SPL	3	ID	17	D	60	FAM	039	CW/CCW	Horário	<div><div>0067</div><div></div><div>APLICAÇÃO Application / Aplicación Pg. 120</div></div> <div><div>1.01.0067.0</div><div><table><tr><td>T</td><td>10</td></tr><tr><td>G</td><td>40</td></tr><tr><td>L</td><td>73</td></tr><tr><td>SPL</td><td>3</td></tr><tr><td>ID</td><td>17</td></tr><tr><td>D</td><td>60</td></tr><tr><td>FAM</td><td>039</td></tr><tr><td>CW/CCW</td><td>Horário</td></tr></table></div></div>	T	10	G	40	L	73	SPL	3	ID	17	D	60	FAM	039	CW/CCW	Horário	<div><div>0073</div><div></div><div>APLICAÇÃO Application / Aplicación Pg. 121</div></div> <div><div>1.01.0073.0</div><div><table><tr><td>T</td><td>9</td></tr><tr><td>G</td><td>29.64</td></tr><tr><td>L</td><td>87</td></tr><tr><td>SPL</td><td>6</td></tr><tr><td>ID</td><td>12</td></tr><tr><td>D</td><td>46.5</td></tr><tr><td>FAM</td><td>020</td></tr><tr><td>CW/CCW</td><td>Horário</td></tr></table></div></div>	T	9	G	29.64	L	87	SPL	6	ID	12	D	46.5	FAM	020	CW/CCW	Horário
T	9																																																																		
G	34.8																																																																		
L	77.5																																																																		
SPL	3																																																																		
ID	14.26																																																																		
D	46.6																																																																		
FAM	021																																																																		
CW/CCW	Horário																																																																		
T	10																																																																		
G	40																																																																		
L	70																																																																		
SPL	3																																																																		
ID	17																																																																		
D	60																																																																		
FAM	039																																																																		
CW/CCW	Horário																																																																		
T	10																																																																		
G	40																																																																		
L	73																																																																		
SPL	3																																																																		
ID	17																																																																		
D	60																																																																		
FAM	039																																																																		
CW/CCW	Horário																																																																		
T	9																																																																		
G	29.64																																																																		
L	87																																																																		
SPL	6																																																																		
ID	12																																																																		
D	46.5																																																																		
FAM	020																																																																		
CW/CCW	Horário																																																																		

T	G	L	SPL	ID	CT	D	FAM	CW/CCW
Nº de Dentes # Of Pinon Teeth # De Los Dientes Del Pinón	Ø Externo (mm) Pinon O.D. Piñon - Ø Externa	Comprimento Total (mm) Length Largo	Nº de Estrias # Of Splines # De Estriás	Ø da Bucha (mm) Pinon I.D. Pinón - Ø Interna	Nº Dentes Coroa # Barrel Gear Teeth # Dientes de la Corona	Ø da Capa (mm) Drive O.D. Ø Externa	Familia Family Familia	Horário/Anti Horário Clockwise/Counter Clockwise Horario/Antihorario

<div>0085</div> <div></div> <div>APLICAÇÃO Application / Aplicación Pg. 121</div>	<div>1.01.0085.0</div> <table><tr><td>T</td><td>9</td></tr><tr><td>G</td><td>34.8</td></tr><tr><td>L</td><td>79</td></tr><tr><td>SPL</td><td>6</td></tr><tr><td>ID</td><td>14.26</td></tr><tr><td>D</td><td>60</td></tr><tr><td>FAM</td><td>020</td></tr><tr><td>CW/CCW</td><td>Horário</td></tr></table>	T	9	G	34.8	L	79	SPL	6	ID	14.26	D	60	FAM	020	CW/CCW	Horário	<div>0086</div> <div></div> <div>APLICAÇÃO Application / Aplicación Pg. 121</div>	<div>1.01.0086.0</div> <table><tr><td>T</td><td>9</td></tr><tr><td>G</td><td>29.64</td></tr><tr><td>L</td><td>97.5</td></tr><tr><td>SPL</td><td>6</td></tr><tr><td>ID</td><td>12</td></tr><tr><td>D</td><td>46.5</td></tr><tr><td>FAM</td><td>020</td></tr><tr><td>CW/CCW</td><td>Horário</td></tr></table>	T	9	G	29.64	L	97.5	SPL	6	ID	12	D	46.5	FAM	020	CW/CCW	Horário	<div>0092</div> <div></div> <div>APLICAÇÃO Application / Aplicación Pg. 121</div>	<div>1.01.0092.0</div> <table><tr><td>T</td><td>9</td></tr><tr><td>G</td><td>34.8</td></tr><tr><td>L</td><td>86.5</td></tr><tr><td>SPL</td><td>3</td></tr><tr><td>ID</td><td>14.26</td></tr><tr><td>D</td><td>60</td></tr><tr><td>FAM</td><td>021</td></tr><tr><td>CW/CCW</td><td>Horário</td></tr></table>	T	9	G	34.8	L	86.5	SPL	3	ID	14.26	D	60	FAM	021	CW/CCW	Horário	<div>0093</div> <div></div> <div>APLICAÇÃO Application / Aplicación Pg. 121</div>	<div>1.01.0093.0</div> <table><tr><td>T</td><td>10</td></tr><tr><td>G</td><td>40</td></tr><tr><td>L</td><td>96</td></tr><tr><td>SPL</td><td>3</td></tr><tr><td>ID</td><td>14.29</td></tr><tr><td>D</td><td>60</td></tr><tr><td>FAM</td><td>020</td></tr><tr><td>CW/CCW</td><td>Horário</td></tr></table>	T	10	G	40	L	96	SPL	3	ID	14.29	D	60	FAM	020	CW/CCW	Horário
T	9																																																																						
G	34.8																																																																						
L	79																																																																						
SPL	6																																																																						
ID	14.26																																																																						
D	60																																																																						
FAM	020																																																																						
CW/CCW	Horário																																																																						
T	9																																																																						
G	29.64																																																																						
L	97.5																																																																						
SPL	6																																																																						
ID	12																																																																						
D	46.5																																																																						
FAM	020																																																																						
CW/CCW	Horário																																																																						
T	9																																																																						
G	34.8																																																																						
L	86.5																																																																						
SPL	3																																																																						
ID	14.26																																																																						
D	60																																																																						
FAM	021																																																																						
CW/CCW	Horário																																																																						
T	10																																																																						
G	40																																																																						
L	96																																																																						
SPL	3																																																																						
ID	14.29																																																																						
D	60																																																																						
FAM	020																																																																						
CW/CCW	Horário																																																																						
<div>0096</div> <div></div> <div>APLICAÇÃO Application / Aplicación Pg. 121</div>	<div>1.01.0096.0</div> <table><tr><td>T</td><td>10</td></tr><tr><td>G</td><td>40</td></tr><tr><td>L</td><td>70</td></tr><tr><td>SPL</td><td>12</td></tr><tr><td>ID</td><td>17</td></tr><tr><td>D</td><td>60</td></tr><tr><td>FAM</td><td>039</td></tr><tr><td>CW/CCW</td><td>Horário</td></tr></table>	T	10	G	40	L	70	SPL	12	ID	17	D	60	FAM	039	CW/CCW	Horário	<div>0097</div> <div></div> <div>APLICAÇÃO Application / Aplicación Pg. 122</div>	<div>1.01.0097.0</div> <table><tr><td>T</td><td>12</td></tr><tr><td>G</td><td>46.3</td></tr><tr><td>L</td><td>120.1</td></tr><tr><td>SPL</td><td>19</td></tr><tr><td>ID</td><td>15.9</td></tr><tr><td>D</td><td>58.4</td></tr><tr><td>FAM</td><td>051</td></tr><tr><td>CW/CCW</td><td>Horário</td></tr></table>	T	12	G	46.3	L	120.1	SPL	19	ID	15.9	D	58.4	FAM	051	CW/CCW	Horário	<div>0101</div> <div></div> <div>APLICAÇÃO Application / Aplicación Pg. 122</div>	<div>1.01.0101.0</div> <table><tr><td>T</td><td>11</td></tr><tr><td>G</td><td>41</td></tr><tr><td>L</td><td>89</td></tr><tr><td>SPL</td><td>10</td></tr><tr><td>ID</td><td>14.3</td></tr><tr><td>D</td><td>60</td></tr><tr><td>FAM</td><td>014</td></tr><tr><td>CW/CCW</td><td>Horário</td></tr></table>	T	11	G	41	L	89	SPL	10	ID	14.3	D	60	FAM	014	CW/CCW	Horário	<div>0102</div> <div></div> <div>APLICAÇÃO Application / Aplicación Pg. 122</div>	<div>1.01.0102.0</div> <table><tr><td>T</td><td>10</td></tr><tr><td>G</td><td>40</td></tr><tr><td>L</td><td>95</td></tr><tr><td>SPL</td><td>3</td></tr><tr><td>ID</td><td>15</td></tr><tr><td>D</td><td>60</td></tr><tr><td>FAM</td><td>035</td></tr><tr><td>CW/CCW</td><td>Horário</td></tr></table>	T	10	G	40	L	95	SPL	3	ID	15	D	60	FAM	035	CW/CCW	Horário
T	10																																																																						
G	40																																																																						
L	70																																																																						
SPL	12																																																																						
ID	17																																																																						
D	60																																																																						
FAM	039																																																																						
CW/CCW	Horário																																																																						
T	12																																																																						
G	46.3																																																																						
L	120.1																																																																						
SPL	19																																																																						
ID	15.9																																																																						
D	58.4																																																																						
FAM	051																																																																						
CW/CCW	Horário																																																																						
T	11																																																																						
G	41																																																																						
L	89																																																																						
SPL	10																																																																						
ID	14.3																																																																						
D	60																																																																						
FAM	014																																																																						
CW/CCW	Horário																																																																						
T	10																																																																						
G	40																																																																						
L	95																																																																						
SPL	3																																																																						
ID	15																																																																						
D	60																																																																						
FAM	035																																																																						
CW/CCW	Horário																																																																						
<div>0105</div> <div></div> <div>APLICAÇÃO Application / Aplicación Pg. 123</div>	<div>1.01.0105.0</div> <table><tr><td>T</td><td>9</td></tr><tr><td>G</td><td>34.8</td></tr><tr><td>L</td><td>91</td></tr><tr><td>SPL</td><td>10</td></tr><tr><td>ID</td><td>14.3</td></tr><tr><td>D</td><td>60</td></tr><tr><td>FAM</td><td>014</td></tr><tr><td>CW/CCW</td><td>Horário</td></tr></table>	T	9	G	34.8	L	91	SPL	10	ID	14.3	D	60	FAM	014	CW/CCW	Horário	<div>0108</div> <div></div> <div>APLICAÇÃO Application / Aplicación Pg. 123</div>	<div>1.01.0108.0</div> <table><tr><td>T</td><td>9</td></tr><tr><td>G</td><td>25.8</td></tr><tr><td>L</td><td>64</td></tr><tr><td>SPL</td><td>10</td></tr><tr><td>ID</td><td>12</td></tr><tr><td>D</td><td>46.7</td></tr><tr><td>FAM</td><td>001</td></tr><tr><td>CW/CCW</td><td>Horário</td></tr></table>	T	9	G	25.8	L	64	SPL	10	ID	12	D	46.7	FAM	001	CW/CCW	Horário	<div>0110</div> <div></div> <div>APLICAÇÃO Application / Aplicación Pg. 124</div>	<div>1.01.0110.0</div> <table><tr><td>T</td><td>11</td></tr><tr><td>G</td><td>56.7</td></tr><tr><td>L</td><td>120.1</td></tr><tr><td>SPL</td><td>19</td></tr><tr><td>ID</td><td>15.9</td></tr><tr><td>D</td><td>58.4</td></tr><tr><td>FAM</td><td>051</td></tr><tr><td>CW/CCW</td><td>Horário</td></tr></table>	T	11	G	56.7	L	120.1	SPL	19	ID	15.9	D	58.4	FAM	051	CW/CCW	Horário	<div>0112</div> <div></div> <div>APLICAÇÃO Application / Aplicación Pg. 124</div>	<div>1.01.0112.0</div> <table><tr><td>T</td><td>10</td></tr><tr><td>G</td><td>32</td></tr><tr><td>L</td><td>96</td></tr><tr><td>SPL</td><td>3</td></tr><tr><td>ID</td><td>14.26</td></tr><tr><td>D</td><td>60</td></tr><tr><td>FAM</td><td>020</td></tr><tr><td>CW/CCW</td><td>Horário</td></tr></table>	T	10	G	32	L	96	SPL	3	ID	14.26	D	60	FAM	020	CW/CCW	Horário
T	9																																																																						
G	34.8																																																																						
L	91																																																																						
SPL	10																																																																						
ID	14.3																																																																						
D	60																																																																						
FAM	014																																																																						
CW/CCW	Horário																																																																						
T	9																																																																						
G	25.8																																																																						
L	64																																																																						
SPL	10																																																																						
ID	12																																																																						
D	46.7																																																																						
FAM	001																																																																						
CW/CCW	Horário																																																																						
T	11																																																																						
G	56.7																																																																						
L	120.1																																																																						
SPL	19																																																																						
ID	15.9																																																																						
D	58.4																																																																						
FAM	051																																																																						
CW/CCW	Horário																																																																						
T	10																																																																						
G	32																																																																						
L	96																																																																						
SPL	3																																																																						
ID	14.26																																																																						
D	60																																																																						
FAM	020																																																																						
CW/CCW	Horário																																																																						
<div>0117</div> <div></div> <div>APLICAÇÃO Application / Aplicación Pg. 124</div>	<div>1.01.0117.0</div> <table><tr><td>T</td><td>12</td></tr><tr><td>G</td><td>46.3</td></tr><tr><td>L</td><td>120.1</td></tr><tr><td>SPL</td><td>19</td></tr><tr><td>ID</td><td>19</td></tr><tr><td>D</td><td>58.4</td></tr><tr><td>FAM</td><td>051</td></tr><tr><td>CW/CCW</td><td>Horário</td></tr></table>	T	12	G	46.3	L	120.1	SPL	19	ID	19	D	58.4	FAM	051	CW/CCW	Horário	<div>0118</div> <div></div> <div>APLICAÇÃO Application / Aplicación Pg. 125</div>	<div>1.01.0118.0</div> <table><tr><td>T</td><td>10</td></tr><tr><td>G</td><td>40</td></tr><tr><td>L</td><td>91</td></tr><tr><td>SPL</td><td>10</td></tr><tr><td>ID</td><td>14.26</td></tr><tr><td>D</td><td>60</td></tr><tr><td>FAM</td><td>014</td></tr><tr><td>CW/CCW</td><td>Horário</td></tr></table>	T	10	G	40	L	91	SPL	10	ID	14.26	D	60	FAM	014	CW/CCW	Horário	<div>0125</div> <div></div> <div>APLICAÇÃO Application / Aplicación Pg. 125</div>	<div>1.01.0125.0</div> <table><tr><td>T</td><td>13</td></tr><tr><td>G</td><td>47</td></tr><tr><td>L</td><td>89.5</td></tr><tr><td>SPL</td><td>3</td></tr><tr><td>ID</td><td>14.29</td></tr><tr><td>D</td><td>60</td></tr><tr><td>FAM</td><td>020</td></tr><tr><td>CW/CCW</td><td>Anti-horário</td></tr></table>	T	13	G	47	L	89.5	SPL	3	ID	14.29	D	60	FAM	020	CW/CCW	Anti-horário	<div>0133</div> <div></div> <div>APLICAÇÃO Application / Aplicación Pg. 125</div>	<div>1.01.0133.0</div> <table><tr><td>T</td><td>-</td></tr><tr><td>G</td><td>-</td></tr><tr><td>L</td><td>166</td></tr><tr><td>SPL</td><td>21</td></tr><tr><td>ID</td><td>-</td></tr><tr><td>D</td><td>75.5</td></tr><tr><td>FAM</td><td>058</td></tr><tr><td>CW/CCW</td><td>-</td></tr></table>	T	-	G	-	L	166	SPL	21	ID	-	D	75.5	FAM	058	CW/CCW	-
T	12																																																																						
G	46.3																																																																						
L	120.1																																																																						
SPL	19																																																																						
ID	19																																																																						
D	58.4																																																																						
FAM	051																																																																						
CW/CCW	Horário																																																																						
T	10																																																																						
G	40																																																																						
L	91																																																																						
SPL	10																																																																						
ID	14.26																																																																						
D	60																																																																						
FAM	014																																																																						
CW/CCW	Horário																																																																						
T	13																																																																						
G	47																																																																						
L	89.5																																																																						
SPL	3																																																																						
ID	14.29																																																																						
D	60																																																																						
FAM	020																																																																						
CW/CCW	Anti-horário																																																																						
T	-																																																																						
G	-																																																																						
L	166																																																																						
SPL	21																																																																						
ID	-																																																																						
D	75.5																																																																						
FAM	058																																																																						
CW/CCW	-																																																																						



T	G	L	SPL	ID	CT	D	FAM	CW/CCW
Nº de Dentes # Of Pinon Teeth # De Los Dientes Del Pinón	ø Externo (mm) Pinon O.D. Piñon - ø Externa	Comprimento Total (mm) Length Largo	Nº de Estrias # Of Splines # De Estriás	ø da Bucha (mm) Pinon I.D. Pinón - ø Interna	Nº Dentes Coroa # Barrel Gear Teeth # Dientes de la Corona	ø da Capa (mm) Drive O.D. ø Externa	Família Family Familia	Horário/Anti Horário Clockwise/Counter Clockwise Horario/Antihorario

<div>0134</div> <div></div> <div>APLICAÇÃO Application / Aplicación Pg. 126</div>	<div>1.01.0134.0</div> <table><tr><td>T</td><td>13</td></tr><tr><td>G</td><td>46</td></tr><tr><td>L</td><td>73</td></tr><tr><td>SPL</td><td>12</td></tr><tr><td>ID</td><td>17</td></tr><tr><td>D</td><td>60</td></tr><tr><td>FAM</td><td>039</td></tr><tr><td>CW/CCW</td><td>Horário</td></tr></table>	T	13	G	46	L	73	SPL	12	ID	17	D	60	FAM	039	CW/CCW	Horário	<div>0144</div> <div></div> <div>APLICAÇÃO Application / Aplicación Pg. 126</div>	<div>1.01.0144.0</div> <table><tr><td>T</td><td>9</td></tr><tr><td>G</td><td>29.64</td></tr><tr><td>L</td><td>60.5</td></tr><tr><td>SPL</td><td>8</td></tr><tr><td>ID</td><td>12.8</td></tr><tr><td>D</td><td>45.5</td></tr><tr><td>FAM</td><td>030</td></tr><tr><td>CW/CCW</td><td>Horário</td></tr></table>	T	9	G	29.64	L	60.5	SPL	8	ID	12.8	D	45.5	FAM	030	CW/CCW	Horário	<div>0150</div> <div></div> <div>APLICAÇÃO Application / Aplicación Pg. 126</div>	<div>1.01.0150.0</div> <table><tr><td>T</td><td>10</td></tr><tr><td>G</td><td>40</td></tr><tr><td>L</td><td>73</td></tr><tr><td>SPL</td><td>12</td></tr><tr><td>ID</td><td>17</td></tr><tr><td>D</td><td>60</td></tr><tr><td>FAM</td><td>039</td></tr><tr><td>CW/CCW</td><td>Horário</td></tr></table>	T	10	G	40	L	73	SPL	12	ID	17	D	60	FAM	039	CW/CCW	Horário	<div>0155</div> <div></div> <div>APLICAÇÃO Application / Aplicación Pg. 126</div>	<div>1.01.0155.0</div> <table><tr><td>T</td><td>10</td></tr><tr><td>G</td><td>40</td></tr><tr><td>L</td><td>73</td></tr><tr><td>SPL</td><td>12</td></tr><tr><td>ID</td><td>17</td></tr><tr><td>D</td><td>60</td></tr><tr><td>FAM</td><td>014</td></tr><tr><td>CW/CCW</td><td>Horário</td></tr></table>	T	10	G	40	L	73	SPL	12	ID	17	D	60	FAM	014	CW/CCW	Horário
T	13																																																																						
G	46																																																																						
L	73																																																																						
SPL	12																																																																						
ID	17																																																																						
D	60																																																																						
FAM	039																																																																						
CW/CCW	Horário																																																																						
T	9																																																																						
G	29.64																																																																						
L	60.5																																																																						
SPL	8																																																																						
ID	12.8																																																																						
D	45.5																																																																						
FAM	030																																																																						
CW/CCW	Horário																																																																						
T	10																																																																						
G	40																																																																						
L	73																																																																						
SPL	12																																																																						
ID	17																																																																						
D	60																																																																						
FAM	039																																																																						
CW/CCW	Horário																																																																						
T	10																																																																						
G	40																																																																						
L	73																																																																						
SPL	12																																																																						
ID	17																																																																						
D	60																																																																						
FAM	014																																																																						
CW/CCW	Horário																																																																						
<div>0163</div> <div></div> <div>APLICAÇÃO Application / Aplicación Pg. 127</div>	<div>1.01.0163.0</div> <table><tr><td>T</td><td>9</td></tr><tr><td>G</td><td>34.4</td></tr><tr><td>L</td><td>64</td></tr><tr><td>SPL</td><td>10</td></tr><tr><td>ID</td><td>12</td></tr><tr><td>D</td><td>46.5</td></tr><tr><td>FAM</td><td>008</td></tr><tr><td>CW/CCW</td><td>Horário</td></tr></table>	T	9	G	34.4	L	64	SPL	10	ID	12	D	46.5	FAM	008	CW/CCW	Horário	<div>0182</div> <div></div> <div>APLICAÇÃO Application / Aplicación Pg. 127</div>	<div>1.01.0182.0</div> <table><tr><td>T</td><td>13</td></tr><tr><td>G</td><td>49.7</td></tr><tr><td>L</td><td>120.1</td></tr><tr><td>SPL</td><td>19</td></tr><tr><td>ID</td><td>15.9</td></tr><tr><td>D</td><td>58.4</td></tr><tr><td>FAM</td><td>051</td></tr><tr><td>CW/CCW</td><td>Horário</td></tr></table>	T	13	G	49.7	L	120.1	SPL	19	ID	15.9	D	58.4	FAM	051	CW/CCW	Horário	<div>0186</div> <div></div> <div>APLICAÇÃO Application / Aplicación Pg. 127</div>	<div>1.01.0186.0</div> <table><tr><td>T</td><td>10</td></tr><tr><td>G</td><td>40</td></tr><tr><td>L</td><td>96.5</td></tr><tr><td>SPL</td><td>6</td></tr><tr><td>ID</td><td>14.29</td></tr><tr><td>D</td><td>60</td></tr><tr><td>FAM</td><td>020</td></tr><tr><td>CW/CCW</td><td>Horário</td></tr></table>	T	10	G	40	L	96.5	SPL	6	ID	14.29	D	60	FAM	020	CW/CCW	Horário	<div>0188</div> <div></div> <div>APLICAÇÃO Application / Aplicación Pg. 127</div>	<div>1.01.0188.0</div> <table><tr><td>T</td><td>11</td></tr><tr><td>G</td><td>56.7</td></tr><tr><td>L</td><td>120.1</td></tr><tr><td>SPL</td><td>19</td></tr><tr><td>ID</td><td>19</td></tr><tr><td>D</td><td>58.4</td></tr><tr><td>FAM</td><td>051</td></tr><tr><td>CW/CCW</td><td>Horário</td></tr></table>	T	11	G	56.7	L	120.1	SPL	19	ID	19	D	58.4	FAM	051	CW/CCW	Horário
T	9																																																																						
G	34.4																																																																						
L	64																																																																						
SPL	10																																																																						
ID	12																																																																						
D	46.5																																																																						
FAM	008																																																																						
CW/CCW	Horário																																																																						
T	13																																																																						
G	49.7																																																																						
L	120.1																																																																						
SPL	19																																																																						
ID	15.9																																																																						
D	58.4																																																																						
FAM	051																																																																						
CW/CCW	Horário																																																																						
T	10																																																																						
G	40																																																																						
L	96.5																																																																						
SPL	6																																																																						
ID	14.29																																																																						
D	60																																																																						
FAM	020																																																																						
CW/CCW	Horário																																																																						
T	11																																																																						
G	56.7																																																																						
L	120.1																																																																						
SPL	19																																																																						
ID	19																																																																						
D	58.4																																																																						
FAM	051																																																																						
CW/CCW	Horário																																																																						
<div>0193</div> <div></div> <div>APLICAÇÃO Application / Aplicación Pg. 128</div>	<div>1.01.0193.0</div> <table><tr><td>T</td><td>9</td></tr><tr><td>G</td><td>29.64</td></tr><tr><td>L</td><td>100</td></tr><tr><td>SPL</td><td>6</td></tr><tr><td>ID</td><td>12</td></tr><tr><td>D</td><td>46.5</td></tr><tr><td>FAM</td><td>020</td></tr><tr><td>CW/CCW</td><td>Horário</td></tr></table>	T	9	G	29.64	L	100	SPL	6	ID	12	D	46.5	FAM	020	CW/CCW	Horário	<div>0198</div> <div></div> <div>APLICAÇÃO Application / Aplicación Pg. 128</div>	<div>1.01.0198.0</div> <table><tr><td>T</td><td>10</td></tr><tr><td>G</td><td>40</td></tr><tr><td>L</td><td>102.5</td></tr><tr><td>SPL</td><td>6</td></tr><tr><td>ID</td><td>14.26</td></tr><tr><td>D</td><td>60</td></tr><tr><td>FAM</td><td>020</td></tr><tr><td>CW/CCW</td><td>Horário</td></tr></table>	T	10	G	40	L	102.5	SPL	6	ID	14.26	D	60	FAM	020	CW/CCW	Horário	<div>0216</div> <div></div> <div>APLICAÇÃO Application / Aplicación Pg. 128</div>	<div>1.01.0216.0</div> <table><tr><td>T</td><td>9</td></tr><tr><td>G</td><td>36.5</td></tr><tr><td>L</td><td>76</td></tr><tr><td>SPL</td><td>12</td></tr><tr><td>ID</td><td>14</td></tr><tr><td>D</td><td>54.5</td></tr><tr><td>FAM</td><td>016</td></tr><tr><td>CW/CCW</td><td>Horário</td></tr></table>	T	9	G	36.5	L	76	SPL	12	ID	14	D	54.5	FAM	016	CW/CCW	Horário	<div>0217</div> <div></div> <div>APLICAÇÃO Application / Aplicación Pg. 128</div>	<div>1.01.0217.0</div> <table><tr><td>T</td><td>9</td></tr><tr><td>G</td><td>29.64</td></tr><tr><td>L</td><td>76</td></tr><tr><td>SPL</td><td>6</td></tr><tr><td>ID</td><td>14</td></tr><tr><td>D</td><td>54.5</td></tr><tr><td>FAM</td><td>017</td></tr><tr><td>CW/CCW</td><td>Horário</td></tr></table>	T	9	G	29.64	L	76	SPL	6	ID	14	D	54.5	FAM	017	CW/CCW	Horário
T	9																																																																						
G	29.64																																																																						
L	100																																																																						
SPL	6																																																																						
ID	12																																																																						
D	46.5																																																																						
FAM	020																																																																						
CW/CCW	Horário																																																																						
T	10																																																																						
G	40																																																																						
L	102.5																																																																						
SPL	6																																																																						
ID	14.26																																																																						
D	60																																																																						
FAM	020																																																																						
CW/CCW	Horário																																																																						
T	9																																																																						
G	36.5																																																																						
L	76																																																																						
SPL	12																																																																						
ID	14																																																																						
D	54.5																																																																						
FAM	016																																																																						
CW/CCW	Horário																																																																						
T	9																																																																						
G	29.64																																																																						
L	76																																																																						
SPL	6																																																																						
ID	14																																																																						
D	54.5																																																																						
FAM	017																																																																						
CW/CCW	Horário																																																																						
<div>0223</div> <div></div> <div>APLICAÇÃO Application / Aplicación Pg. 128</div>	<div>1.01.0223.0</div> <table><tr><td>T</td><td>9</td></tr><tr><td>G</td><td>29.64</td></tr><tr><td>L</td><td>69</td></tr><tr><td>SPL</td><td>10</td></tr><tr><td>ID</td><td>12</td></tr><tr><td>D</td><td>46.5</td></tr><tr><td>FAM</td><td>049</td></tr><tr><td>CW/CCW</td><td>Horário</td></tr></table>	T	9	G	29.64	L	69	SPL	10	ID	12	D	46.5	FAM	049	CW/CCW	Horário	<div>0224</div> <div></div> <div>APLICAÇÃO Application / Aplicación Pg. 128</div>	<div>1.01.0224.0</div> <table><tr><td>T</td><td>10</td></tr><tr><td>G</td><td>37.8</td></tr><tr><td>L</td><td>90</td></tr><tr><td>SPL</td><td>3</td></tr><tr><td>ID</td><td>14.26</td></tr><tr><td>D</td><td>54.5</td></tr><tr><td>FAM</td><td>021</td></tr><tr><td>CW/CCW</td><td>Horário</td></tr></table>	T	10	G	37.8	L	90	SPL	3	ID	14.26	D	54.5	FAM	021	CW/CCW	Horário	<div>0225</div> <div></div> <div>APLICAÇÃO Application / Aplicación Pg. 129</div>	<div>1.01.0225.0</div> <table><tr><td>T</td><td>9</td></tr><tr><td>G</td><td>34.8</td></tr><tr><td>L</td><td>92.5</td></tr><tr><td>SPL</td><td>3</td></tr><tr><td>ID</td><td>14.26</td></tr><tr><td>D</td><td>60</td></tr><tr><td>FAM</td><td>022</td></tr><tr><td>CW/CCW</td><td>Horário</td></tr></table>	T	9	G	34.8	L	92.5	SPL	3	ID	14.26	D	60	FAM	022	CW/CCW	Horário	<div>0226</div> <div></div> <div>APLICAÇÃO Application / Aplicación Pg. 129</div>	<div>1.01.0226.0</div> <table><tr><td>T</td><td>11</td></tr><tr><td>G</td><td>41</td></tr><tr><td>L</td><td>92.5</td></tr><tr><td>SPL</td><td>3</td></tr><tr><td>ID</td><td>14.3</td></tr><tr><td>D</td><td>60</td></tr><tr><td>FAM</td><td>022</td></tr><tr><td>CW/CCW</td><td>Horário</td></tr></table>	T	11	G	41	L	92.5	SPL	3	ID	14.3	D	60	FAM	022	CW/CCW	Horário
T	9																																																																						
G	29.64																																																																						
L	69																																																																						
SPL	10																																																																						
ID	12																																																																						
D	46.5																																																																						
FAM	049																																																																						
CW/CCW	Horário																																																																						
T	10																																																																						
G	37.8																																																																						
L	90																																																																						
SPL	3																																																																						
ID	14.26																																																																						
D	54.5																																																																						
FAM	021																																																																						
CW/CCW	Horário																																																																						
T	9																																																																						
G	34.8																																																																						
L	92.5																																																																						
SPL	3																																																																						
ID	14.26																																																																						
D	60																																																																						
FAM	022																																																																						
CW/CCW	Horário																																																																						
T	11																																																																						
G	41																																																																						
L	92.5																																																																						
SPL	3																																																																						
ID	14.3																																																																						
D	60																																																																						
FAM	022																																																																						
CW/CCW	Horário																																																																						



T	G	L	SPL	ID	CT	D	FAM	CW/CCW
Nº de Dentes # Of Pinion Teeth # De Los Dientes Del Pinón	Ø Externo (mm) Pinon O.D. Piñon - Ø Externa	Comprimento Total (mm) Length Largo	Nº de Estrias # Of Splines # De Estriás	Ø da Bucha (mm) Pinon I.D. Pinón - Ø Interna	Nº Dentes Coroa # Barrel Gear Teeth # Dientes de la Corona	Ø da Capa (mm) Drive O.D. Ø Externa	Família Family Familia	Horário/Anti Horário Clockwise/Counter Clockwise Horario/Antihorario

<div>0291</div> <div></div> <div>APLICAÇÃO Application / Aplicación Pg. 129</div>	<div>1.01.0291.0</div> <table><tr><td>T</td><td>9</td></tr><tr><td>G</td><td>34.8</td></tr><tr><td>L</td><td>74</td></tr><tr><td>SPL</td><td>10</td></tr><tr><td>ID</td><td>14.26</td></tr><tr><td>D</td><td>60</td></tr><tr><td>FAM</td><td>015</td></tr><tr><td>CW/CCW</td><td>Horário</td></tr></table>	T	9	G	34.8	L	74	SPL	10	ID	14.26	D	60	FAM	015	CW/CCW	Horário	<div>0302</div> <div></div> <div>APLICAÇÃO Application / Aplicación Pg. 129</div>	<div>1.01.0302.0</div> <table><tr><td>T</td><td>10</td></tr><tr><td>G</td><td>40</td></tr><tr><td>L</td><td>91</td></tr><tr><td>SPL</td><td>10</td></tr><tr><td>ID</td><td>14.26</td></tr><tr><td>D</td><td>60</td></tr><tr><td>FAM</td><td>014</td></tr><tr><td>CW/CCW</td><td>Horário</td></tr></table>	T	10	G	40	L	91	SPL	10	ID	14.26	D	60	FAM	014	CW/CCW	Horário	<div>0304</div> <div></div> <div>APLICAÇÃO Application / Aplicación Pg. 129</div>	<div>1.01.0304.0</div> <table><tr><td>T</td><td>10</td></tr><tr><td>G</td><td>32</td></tr><tr><td>L</td><td>91</td></tr><tr><td>SPL</td><td>10</td></tr><tr><td>ID</td><td>14.26</td></tr><tr><td>D</td><td>60</td></tr><tr><td>FAM</td><td>014</td></tr><tr><td>CW/CCW</td><td>Horário</td></tr></table>	T	10	G	32	L	91	SPL	10	ID	14.26	D	60	FAM	014	CW/CCW	Horário	<div>0308</div> <div></div> <div>APLICAÇÃO Application / Aplicación Pg. 130</div>	<div>1.01.0308.0</div> <table><tr><td>T</td><td>9</td></tr><tr><td>G</td><td>34.8</td></tr><tr><td>L</td><td>91</td></tr><tr><td>SPL</td><td>10</td></tr><tr><td>ID</td><td>14.26</td></tr><tr><td>D</td><td>60</td></tr><tr><td>FAM</td><td>014</td></tr><tr><td>CW/CCW</td><td>Horário</td></tr></table>	T	9	G	34.8	L	91	SPL	10	ID	14.26	D	60	FAM	014	CW/CCW	Horário
T	9																																																																						
G	34.8																																																																						
L	74																																																																						
SPL	10																																																																						
ID	14.26																																																																						
D	60																																																																						
FAM	015																																																																						
CW/CCW	Horário																																																																						
T	10																																																																						
G	40																																																																						
L	91																																																																						
SPL	10																																																																						
ID	14.26																																																																						
D	60																																																																						
FAM	014																																																																						
CW/CCW	Horário																																																																						
T	10																																																																						
G	32																																																																						
L	91																																																																						
SPL	10																																																																						
ID	14.26																																																																						
D	60																																																																						
FAM	014																																																																						
CW/CCW	Horário																																																																						
T	9																																																																						
G	34.8																																																																						
L	91																																																																						
SPL	10																																																																						
ID	14.26																																																																						
D	60																																																																						
FAM	014																																																																						
CW/CCW	Horário																																																																						
<div>0310</div> <div></div> <div>APLICAÇÃO Application / Aplicación Pg. 130</div>	<div>1.01.0310.0</div> <table><tr><td>T</td><td>9</td></tr><tr><td>G</td><td>34.8</td></tr><tr><td>L</td><td>75</td></tr><tr><td>SPL</td><td>10</td></tr><tr><td>ID</td><td>14.3</td></tr><tr><td>D</td><td>60</td></tr><tr><td>FAM</td><td>014</td></tr><tr><td>CW/CCW</td><td>Horário</td></tr></table>	T	9	G	34.8	L	75	SPL	10	ID	14.3	D	60	FAM	014	CW/CCW	Horário	<div>0312</div> <div></div> <div>APLICAÇÃO Application / Aplicación Pg. 130</div>	<div>1.01.0312.0</div> <table><tr><td>T</td><td>9</td></tr><tr><td>G</td><td>34.8</td></tr><tr><td>L</td><td>75</td></tr><tr><td>SPL</td><td>10</td></tr><tr><td>ID</td><td>14.3</td></tr><tr><td>D</td><td>60</td></tr><tr><td>FAM</td><td>014</td></tr><tr><td>CW/CCW</td><td>Horário</td></tr></table>	T	9	G	34.8	L	75	SPL	10	ID	14.3	D	60	FAM	014	CW/CCW	Horário	<div>0315</div> <div></div> <div>APLICAÇÃO Application / Aplicación Pg. 130</div>	<div>1.01.0315.0</div> <table><tr><td>T</td><td>9</td></tr><tr><td>G</td><td>34.8</td></tr><tr><td>L</td><td>91</td></tr><tr><td>SPL</td><td>10</td></tr><tr><td>ID</td><td>14.3</td></tr><tr><td>D</td><td>60</td></tr><tr><td>FAM</td><td>014</td></tr><tr><td>CW/CCW</td><td>Horário</td></tr></table>	T	9	G	34.8	L	91	SPL	10	ID	14.3	D	60	FAM	014	CW/CCW	Horário	<div>0316</div> <div></div> <div>APLICAÇÃO Application / Aplicación Pg. 130</div>	<div>1.01.0316.0</div> <table><tr><td>T</td><td>11</td></tr><tr><td>G</td><td>41</td></tr><tr><td>L</td><td>91</td></tr><tr><td>SPL</td><td>10</td></tr><tr><td>ID</td><td>14.3</td></tr><tr><td>D</td><td>60</td></tr><tr><td>FAM</td><td>014</td></tr><tr><td>CW/CCW</td><td>Horário</td></tr></table>	T	11	G	41	L	91	SPL	10	ID	14.3	D	60	FAM	014	CW/CCW	Horário
T	9																																																																						
G	34.8																																																																						
L	75																																																																						
SPL	10																																																																						
ID	14.3																																																																						
D	60																																																																						
FAM	014																																																																						
CW/CCW	Horário																																																																						
T	9																																																																						
G	34.8																																																																						
L	75																																																																						
SPL	10																																																																						
ID	14.3																																																																						
D	60																																																																						
FAM	014																																																																						
CW/CCW	Horário																																																																						
T	9																																																																						
G	34.8																																																																						
L	91																																																																						
SPL	10																																																																						
ID	14.3																																																																						
D	60																																																																						
FAM	014																																																																						
CW/CCW	Horário																																																																						
T	11																																																																						
G	41																																																																						
L	91																																																																						
SPL	10																																																																						
ID	14.3																																																																						
D	60																																																																						
FAM	014																																																																						
CW/CCW	Horário																																																																						
<div>0318</div> <div></div> <div>APLICAÇÃO Application / Aplicación Pg. 131</div>	<div>1.01.0318.0</div> <table><tr><td>T</td><td>9</td></tr><tr><td>G</td><td>34.8</td></tr><tr><td>L</td><td>90</td></tr><tr><td>SPL</td><td>10</td></tr><tr><td>ID</td><td>14.26</td></tr><tr><td>D</td><td>54.5</td></tr><tr><td>FAM</td><td>021</td></tr><tr><td>CW/CCW</td><td>Horário</td></tr></table>	T	9	G	34.8	L	90	SPL	10	ID	14.26	D	54.5	FAM	021	CW/CCW	Horário	<div>0322</div> <div></div> <div>APLICAÇÃO Application / Aplicación Pg. 131</div>	<div>1.01.0322.0</div> <table><tr><td>T</td><td>10</td></tr><tr><td>G</td><td>40</td></tr><tr><td>L</td><td>70</td></tr><tr><td>SPL</td><td>3</td></tr><tr><td>ID</td><td>17</td></tr><tr><td>D</td><td>60</td></tr><tr><td>FAM</td><td>039</td></tr><tr><td>CW/CCW</td><td>Horário</td></tr></table>	T	10	G	40	L	70	SPL	3	ID	17	D	60	FAM	039	CW/CCW	Horário	<div>0339</div> <div></div> <div>APLICAÇÃO Application / Aplicación Pg. 131</div>	<div>1.01.0339.0</div> <table><tr><td>T</td><td>9</td></tr><tr><td>G</td><td>25.8</td></tr><tr><td>L</td><td>82</td></tr><tr><td>SPL</td><td>10</td></tr><tr><td>ID</td><td>12.5</td></tr><tr><td>D</td><td>46.5</td></tr><tr><td>FAM</td><td>050</td></tr><tr><td>CW/CCW</td><td>Horário</td></tr></table>	T	9	G	25.8	L	82	SPL	10	ID	12.5	D	46.5	FAM	050	CW/CCW	Horário	<div>0343</div> <div></div> <div>APLICAÇÃO Application / Aplicación Pg. 131</div>	<div>1.01.0343.0</div> <table><tr><td>T</td><td>9</td></tr><tr><td>G</td><td>34.8</td></tr><tr><td>L</td><td>82</td></tr><tr><td>SPL</td><td>10</td></tr><tr><td>ID</td><td>12.5</td></tr><tr><td>D</td><td>46.5</td></tr><tr><td>FAM</td><td>050</td></tr><tr><td>CW/CCW</td><td>Horário</td></tr></table>	T	9	G	34.8	L	82	SPL	10	ID	12.5	D	46.5	FAM	050	CW/CCW	Horário
T	9																																																																						
G	34.8																																																																						
L	90																																																																						
SPL	10																																																																						
ID	14.26																																																																						
D	54.5																																																																						
FAM	021																																																																						
CW/CCW	Horário																																																																						
T	10																																																																						
G	40																																																																						
L	70																																																																						
SPL	3																																																																						
ID	17																																																																						
D	60																																																																						
FAM	039																																																																						
CW/CCW	Horário																																																																						
T	9																																																																						
G	25.8																																																																						
L	82																																																																						
SPL	10																																																																						
ID	12.5																																																																						
D	46.5																																																																						
FAM	050																																																																						
CW/CCW	Horário																																																																						
T	9																																																																						
G	34.8																																																																						
L	82																																																																						
SPL	10																																																																						
ID	12.5																																																																						
D	46.5																																																																						
FAM	050																																																																						
CW/CCW	Horário																																																																						
<div>0348</div> <div></div> <div>APLICAÇÃO Application / Aplicación Pg. 131</div>	<div>1.01.0348.0</div> <table><tr><td>T</td><td>9</td></tr><tr><td>G</td><td>25.8</td></tr><tr><td>L</td><td>65</td></tr><tr><td>SPL</td><td>6</td></tr><tr><td>ID</td><td>12</td></tr><tr><td>D</td><td>46.5</td></tr><tr><td>FAM</td><td>069</td></tr><tr><td>CW/CCW</td><td>Horário</td></tr></table>	T	9	G	25.8	L	65	SPL	6	ID	12	D	46.5	FAM	069	CW/CCW	Horário	<div>0351</div> <div></div> <div>APLICAÇÃO Application / Aplicación Pg. 131</div>	<div>1.01.0351.0</div> <table><tr><td>T</td><td>9</td></tr><tr><td>G</td><td>29.64</td></tr><tr><td>L</td><td>62</td></tr><tr><td>SPL</td><td>10</td></tr><tr><td>ID</td><td>12.5</td></tr><tr><td>D</td><td>46.5</td></tr><tr><td>FAM</td><td>070</td></tr><tr><td>CW/CCW</td><td>Horário</td></tr></table>	T	9	G	29.64	L	62	SPL	10	ID	12.5	D	46.5	FAM	070	CW/CCW	Horário	<div>0352</div> <div></div> <div>APLICAÇÃO Application / Aplicación Pg. 132</div>	<div>1.01.0352.0</div> <table><tr><td>T</td><td>8</td></tr><tr><td>G</td><td>28.2</td></tr><tr><td>L</td><td>60.5</td></tr><tr><td>SPL</td><td>8</td></tr><tr><td>ID</td><td>12.8</td></tr><tr><td>D</td><td>45.9</td></tr><tr><td>FAM</td><td>030</td></tr><tr><td>CW/CCW</td><td>Horário</td></tr></table>	T	8	G	28.2	L	60.5	SPL	8	ID	12.8	D	45.9	FAM	030	CW/CCW	Horário	<div>0353</div> <div></div> <div>APLICAÇÃO Application / Aplicación Pg. 133</div>	<div>1.01.0353.0</div> <table><tr><td>T</td><td>9</td></tr><tr><td>G</td><td>29.64</td></tr><tr><td>L</td><td>82</td></tr><tr><td>SPL</td><td>10</td></tr><tr><td>ID</td><td>12.5</td></tr><tr><td>D</td><td>46.5</td></tr><tr><td>FAM</td><td>050</td></tr><tr><td>CW/CCW</td><td>Horário</td></tr></table>	T	9	G	29.64	L	82	SPL	10	ID	12.5	D	46.5	FAM	050	CW/CCW	Horário
T	9																																																																						
G	25.8																																																																						
L	65																																																																						
SPL	6																																																																						
ID	12																																																																						
D	46.5																																																																						
FAM	069																																																																						
CW/CCW	Horário																																																																						
T	9																																																																						
G	29.64																																																																						
L	62																																																																						
SPL	10																																																																						
ID	12.5																																																																						
D	46.5																																																																						
FAM	070																																																																						
CW/CCW	Horário																																																																						
T	8																																																																						
G	28.2																																																																						
L	60.5																																																																						
SPL	8																																																																						
ID	12.8																																																																						
D	45.9																																																																						
FAM	030																																																																						
CW/CCW	Horário																																																																						
T	9																																																																						
G	29.64																																																																						
L	82																																																																						
SPL	10																																																																						
ID	12.5																																																																						
D	46.5																																																																						
FAM	050																																																																						
CW/CCW	Horário																																																																						

T	G	L	SPL	ID	CT	D	FAM	CW/CCW
Nº de Dentes # Of Pinon Teeth # De Los Dientes Del Pinón	ø Externo (mm) Pinon O.D. Piñon - ø Externa	Comprimento Total (mm) Length Largo	Nº de Estrias # Of Splines # De Estriás	ø da Bucha (mm) Pinon I.D. Pinón - ø Interna	Nº Dentes Coroa # Barrel Gear Teeth # Dientes de la Corona	ø da Capa (mm) Drive O.D. ø Externa	Familia Family Familia	Horário/Anti Horário Clockwise/Counter Clockwise Horario/Antihorario

<div><div>0366</div><div></div><div>APLICAÇÃO Application / Aplicación Pg. 133</div></div>	<div><div>1.01.0366.0</div><div><table><tr><td>T</td><td>9</td></tr><tr><td>G</td><td>34.8</td></tr><tr><td>L</td><td>74</td></tr><tr><td>SPL</td><td>10</td></tr><tr><td>ID</td><td>14.3</td></tr><tr><td>D</td><td>60</td></tr><tr><td>FAM</td><td>015</td></tr><tr><td>CW/CCW</td><td>Horário</td></tr></table></div></div>	T	9	G	34.8	L	74	SPL	10	ID	14.3	D	60	FAM	015	CW/CCW	Horário	<div><div>0367</div><div></div><div>APLICAÇÃO Application / Aplicación Pg. 133</div></div>	<div><div>1.01.0367.0</div><div><table><tr><td>T</td><td>9</td></tr><tr><td>G</td><td>34.8</td></tr><tr><td>L</td><td>91</td></tr><tr><td>SPL</td><td>10</td></tr><tr><td>ID</td><td>14.3</td></tr><tr><td>D</td><td>60</td></tr><tr><td>FAM</td><td>015</td></tr><tr><td>CW/CCW</td><td>Horário</td></tr></table></div></div>	T	9	G	34.8	L	91	SPL	10	ID	14.3	D	60	FAM	015	CW/CCW	Horário	<div><div>0376</div><div></div><div>APLICAÇÃO Application / Aplicación Pg. 134</div></div>	<div><div>1.01.0376.0</div><div><table><tr><td>T</td><td>9</td></tr><tr><td>G</td><td>33</td></tr><tr><td>L</td><td>69</td></tr><tr><td>SPL</td><td>12</td></tr><tr><td>ID</td><td>14</td></tr><tr><td>D</td><td>60</td></tr><tr><td>FAM</td><td>027</td></tr><tr><td>CW/CCW</td><td>Horário</td></tr></table></div></div>	T	9	G	33	L	69	SPL	12	ID	14	D	60	FAM	027	CW/CCW	Horário	<div><div>0378</div><div></div><div>APLICAÇÃO Application / Aplicación Pg. 134</div></div>	<div><div>1.01.0378.0</div><div><table><tr><td>T</td><td>11</td></tr><tr><td>G</td><td>41</td></tr><tr><td>L</td><td>91</td></tr><tr><td>SPL</td><td>10</td></tr><tr><td>ID</td><td>14.3</td></tr><tr><td>D</td><td>60</td></tr><tr><td>FAM</td><td>015</td></tr><tr><td>CW/CCW</td><td>Horário</td></tr></table></div></div>	T	11	G	41	L	91	SPL	10	ID	14.3	D	60	FAM	015	CW/CCW	Horário
T	9																																																																						
G	34.8																																																																						
L	74																																																																						
SPL	10																																																																						
ID	14.3																																																																						
D	60																																																																						
FAM	015																																																																						
CW/CCW	Horário																																																																						
T	9																																																																						
G	34.8																																																																						
L	91																																																																						
SPL	10																																																																						
ID	14.3																																																																						
D	60																																																																						
FAM	015																																																																						
CW/CCW	Horário																																																																						
T	9																																																																						
G	33																																																																						
L	69																																																																						
SPL	12																																																																						
ID	14																																																																						
D	60																																																																						
FAM	027																																																																						
CW/CCW	Horário																																																																						
T	11																																																																						
G	41																																																																						
L	91																																																																						
SPL	10																																																																						
ID	14.3																																																																						
D	60																																																																						
FAM	015																																																																						
CW/CCW	Horário																																																																						
<div><div>0392</div><div></div><div>APLICAÇÃO Application / Aplicación Pg. 134</div></div>	<div><div>1.01.0392.0</div><div><table><tr><td>T</td><td>11</td></tr><tr><td>G</td><td>41</td></tr><tr><td>L</td><td>91</td></tr><tr><td>SPL</td><td>10</td></tr><tr><td>ID</td><td>14.3</td></tr><tr><td>D</td><td>60</td></tr><tr><td>FAM</td><td>014</td></tr><tr><td>CW/CCW</td><td>Horário</td></tr></table></div></div>	T	11	G	41	L	91	SPL	10	ID	14.3	D	60	FAM	014	CW/CCW	Horário	<div><div>0398</div><div></div><div>APLICAÇÃO Application / Aplicación Pg. 134</div></div>	<div><div>1.01.0398.0</div><div><table><tr><td>T</td><td>13</td></tr><tr><td>G</td><td>46</td></tr><tr><td>L</td><td>70</td></tr><tr><td>SPL</td><td>12</td></tr><tr><td>ID</td><td>17</td></tr><tr><td>D</td><td>60</td></tr><tr><td>FAM</td><td>039</td></tr><tr><td>CW/CCW</td><td>Horário</td></tr></table></div></div>	T	13	G	46	L	70	SPL	12	ID	17	D	60	FAM	039	CW/CCW	Horário	<div><div>0418</div><div></div><div>APLICAÇÃO Application / Aplicación Pg. 135</div></div>	<div><div>1.01.0418.0</div><div><table><tr><td>T</td><td>10</td></tr><tr><td>G</td><td>40</td></tr><tr><td>L</td><td>91</td></tr><tr><td>SPL</td><td>10</td></tr><tr><td>ID</td><td>14.26</td></tr><tr><td>D</td><td>60</td></tr><tr><td>FAM</td><td>015</td></tr><tr><td>CW/CCW</td><td>Horário</td></tr></table></div></div>	T	10	G	40	L	91	SPL	10	ID	14.26	D	60	FAM	015	CW/CCW	Horário	<div><div>0427</div><div></div><div>APLICAÇÃO Application / Aplicación Pg. 135</div></div>	<div><div>1.01.0427.0</div><div><table><tr><td>T</td><td>10</td></tr><tr><td>G</td><td>40</td></tr><tr><td>L</td><td>60.5</td></tr><tr><td>SPL</td><td>8</td></tr><tr><td>ID</td><td>12.8</td></tr><tr><td>D</td><td>45.5</td></tr><tr><td>FAM</td><td>030</td></tr><tr><td>CW/CCW</td><td>Anti-horário</td></tr></table></div></div>	T	10	G	40	L	60.5	SPL	8	ID	12.8	D	45.5	FAM	030	CW/CCW	Anti-horário
T	11																																																																						
G	41																																																																						
L	91																																																																						
SPL	10																																																																						
ID	14.3																																																																						
D	60																																																																						
FAM	014																																																																						
CW/CCW	Horário																																																																						
T	13																																																																						
G	46																																																																						
L	70																																																																						
SPL	12																																																																						
ID	17																																																																						
D	60																																																																						
FAM	039																																																																						
CW/CCW	Horário																																																																						
T	10																																																																						
G	40																																																																						
L	91																																																																						
SPL	10																																																																						
ID	14.26																																																																						
D	60																																																																						
FAM	015																																																																						
CW/CCW	Horário																																																																						
T	10																																																																						
G	40																																																																						
L	60.5																																																																						
SPL	8																																																																						
ID	12.8																																																																						
D	45.5																																																																						
FAM	030																																																																						
CW/CCW	Anti-horário																																																																						
<div><div>0434</div><div></div><div>APLICAÇÃO Application / Aplicación Pg. 135</div></div>	<div><div>1.01.0434.0</div><div><table><tr><td>T</td><td>10</td></tr><tr><td>G</td><td>40</td></tr><tr><td>L</td><td>102</td></tr><tr><td>SPL</td><td>4</td></tr><tr><td>ID</td><td>17.03</td></tr><tr><td>D</td><td>60</td></tr><tr><td>FAM</td><td>041</td></tr><tr><td>CW/CCW</td><td>Horário</td></tr></table></div></div>	T	10	G	40	L	102	SPL	4	ID	17.03	D	60	FAM	041	CW/CCW	Horário	<div><div>0438</div><div></div><div>APLICAÇÃO Application / Aplicación Pg. 135</div></div>	<div><div>1.01.0438.0</div><div><table><tr><td>T</td><td>9</td></tr><tr><td>G</td><td>34.8</td></tr><tr><td>L</td><td>91</td></tr><tr><td>SPL</td><td>10</td></tr><tr><td>ID</td><td>15.05</td></tr><tr><td>D</td><td>60</td></tr><tr><td>FAM</td><td>036</td></tr><tr><td>CW/CCW</td><td>Horário</td></tr></table></div></div>	T	9	G	34.8	L	91	SPL	10	ID	15.05	D	60	FAM	036	CW/CCW	Horário	<div><div>0439</div><div></div><div>APLICAÇÃO Application / Aplicación Pg. 135</div></div>	<div><div>1.01.0439.0</div><div><table><tr><td>T</td><td>10</td></tr><tr><td>G</td><td>40</td></tr><tr><td>L</td><td>91</td></tr><tr><td>SPL</td><td>10</td></tr><tr><td>ID</td><td>15</td></tr><tr><td>D</td><td>60</td></tr><tr><td>FAM</td><td>036</td></tr><tr><td>CW/CCW</td><td>Horário</td></tr></table></div></div>	T	10	G	40	L	91	SPL	10	ID	15	D	60	FAM	036	CW/CCW	Horário	<div><div>0440</div><div></div><div>APLICAÇÃO Application / Aplicación Pg. 135</div></div>	<div><div>1.01.0440.0</div><div><table><tr><td>T</td><td>9</td></tr><tr><td>G</td><td>34.8</td></tr><tr><td>L</td><td>95</td></tr><tr><td>SPL</td><td>10</td></tr><tr><td>ID</td><td>15.05</td></tr><tr><td>D</td><td>60</td></tr><tr><td>FAM</td><td>025</td></tr><tr><td>CW/CCW</td><td>Horário</td></tr></table></div></div>	T	9	G	34.8	L	95	SPL	10	ID	15.05	D	60	FAM	025	CW/CCW	Horário
T	10																																																																						
G	40																																																																						
L	102																																																																						
SPL	4																																																																						
ID	17.03																																																																						
D	60																																																																						
FAM	041																																																																						
CW/CCW	Horário																																																																						
T	9																																																																						
G	34.8																																																																						
L	91																																																																						
SPL	10																																																																						
ID	15.05																																																																						
D	60																																																																						
FAM	036																																																																						
CW/CCW	Horário																																																																						
T	10																																																																						
G	40																																																																						
L	91																																																																						
SPL	10																																																																						
ID	15																																																																						
D	60																																																																						
FAM	036																																																																						
CW/CCW	Horário																																																																						
T	9																																																																						
G	34.8																																																																						
L	95																																																																						
SPL	10																																																																						
ID	15.05																																																																						
D	60																																																																						
FAM	025																																																																						
CW/CCW	Horário																																																																						
<div><div>0447</div><div></div><div>APLICAÇÃO Application / Aplicación Pg. 136</div></div>	<div><div>1.01.0447.0</div><div><table><tr><td>T</td><td>11</td></tr><tr><td>G</td><td>41</td></tr><tr><td>L</td><td>73.5</td></tr><tr><td>SPL</td><td>10</td></tr><tr><td>ID</td><td>14.2</td></tr><tr><td>D</td><td>60</td></tr><tr><td>FAM</td><td>015</td></tr><tr><td>CW/CCW</td><td>Horário</td></tr></table></div></div>	T	11	G	41	L	73.5	SPL	10	ID	14.2	D	60	FAM	015	CW/CCW	Horário	<div><div>0448</div><div></div><div>APLICAÇÃO Application / Aplicación Pg. 136</div></div>	<div><div>1.01.0448.0</div><div><table><tr><td>T</td><td>9</td></tr><tr><td>G</td><td>36</td></tr><tr><td>L</td><td>69</td></tr><tr><td>SPL</td><td>12</td></tr><tr><td>ID</td><td>14</td></tr><tr><td>D</td><td>60</td></tr><tr><td>FAM</td><td>027</td></tr><tr><td>CW/CCW</td><td>Horário</td></tr></table></div></div>	T	9	G	36	L	69	SPL	12	ID	14	D	60	FAM	027	CW/CCW	Horário	<div><div>0450</div><div></div><div>APLICAÇÃO Application / Aplicación Pg. 136</div></div>	<div><div>1.01.0450.0</div><div><table><tr><td>T</td><td>8</td></tr><tr><td>G</td><td>28.2</td></tr><tr><td>L</td><td>55.5</td></tr><tr><td>SPL</td><td>8</td></tr><tr><td>ID</td><td>12</td></tr><tr><td>D</td><td>46.5</td></tr><tr><td>FAM</td><td>047</td></tr><tr><td>CW/CCW</td><td>Horário</td></tr></table></div></div>	T	8	G	28.2	L	55.5	SPL	8	ID	12	D	46.5	FAM	047	CW/CCW	Horário	<div><div>0480</div><div></div><div>APLICAÇÃO Application / Aplicación Pg. 136</div></div>	<div><div>1.01.0480.0</div><div><table><tr><td>T</td><td>10</td></tr><tr><td>G</td><td>40</td></tr><tr><td>L</td><td>70</td></tr><tr><td>SPL</td><td>12</td></tr><tr><td>ID</td><td>17.03</td></tr><tr><td>D</td><td>60</td></tr><tr><td>FAM</td><td>039</td></tr><tr><td>CW/CCW</td><td>Horário</td></tr></table></div></div>	T	10	G	40	L	70	SPL	12	ID	17.03	D	60	FAM	039	CW/CCW	Horário
T	11																																																																						
G	41																																																																						
L	73.5																																																																						
SPL	10																																																																						
ID	14.2																																																																						
D	60																																																																						
FAM	015																																																																						
CW/CCW	Horário																																																																						
T	9																																																																						
G	36																																																																						
L	69																																																																						
SPL	12																																																																						
ID	14																																																																						
D	60																																																																						
FAM	027																																																																						
CW/CCW	Horário																																																																						
T	8																																																																						
G	28.2																																																																						
L	55.5																																																																						
SPL	8																																																																						
ID	12																																																																						
D	46.5																																																																						
FAM	047																																																																						
CW/CCW	Horário																																																																						
T	10																																																																						
G	40																																																																						
L	70																																																																						
SPL	12																																																																						
ID	17.03																																																																						
D	60																																																																						
FAM	039																																																																						
CW/CCW	Horário																																																																						

T	G	L	SPL	ID	CT	D	FAM	CW/CCW
Nº de Dentes # Of Pinon Teeth # De Los Dientes Del Pinón	Ø Externo (mm) Pinon O.D. Piñon - Ø Externa	Comprimento Total (mm) Length Largo	Nº de Estrias # Of Splines # De Estriás	Ø da Bucha (mm) Pinon I.D. Pinón - Ø Interna	Nº Dentes Coroa # Barrel Gear Teeth # Dientes de la Corona	Ø da Capa (mm) Drive O.D. Ø Externa	Família Family Familia	Horário/Anti Horário Clockwise/Counter Clockwise Horario/Antihorario

<div>0485</div> <div></div> <div>APLICAÇÃO Application / Aplicación Pg. 137</div>	<div>1.01.0485.0</div> <table><tr><td>T</td><td>11</td></tr><tr><td>G</td><td>41</td></tr><tr><td>L</td><td>100</td></tr><tr><td>SPL</td><td>12</td></tr><tr><td>ID</td><td>17</td></tr><tr><td>D</td><td>60</td></tr><tr><td>FAM</td><td>040</td></tr><tr><td>CW/CCW</td><td>Horário</td></tr></table>	T	11	G	41	L	100	SPL	12	ID	17	D	60	FAM	040	CW/CCW	Horário	<div>0492</div> <div></div> <div>APLICAÇÃO Application / Aplicación Pg. 137</div>	<div>1.01.0492.0</div> <table><tr><td>T</td><td>10</td></tr><tr><td>G</td><td>32</td></tr><tr><td>L</td><td>95</td></tr><tr><td>SPL</td><td>3</td></tr><tr><td>ID</td><td>15</td></tr><tr><td>D</td><td>60</td></tr><tr><td>FAM</td><td>035</td></tr><tr><td>CW/CCW</td><td>Horário</td></tr></table>	T	10	G	32	L	95	SPL	3	ID	15	D	60	FAM	035	CW/CCW	Horário	<div>0495</div> <div></div> <div>APLICAÇÃO Application / Aplicación Pg. 138</div>	<div>1.01.0495.0</div> <table><tr><td>T</td><td>10</td></tr><tr><td>G</td><td>33</td></tr><tr><td>L</td><td>75.5</td></tr><tr><td>SPL</td><td>6</td></tr><tr><td>ID</td><td>12</td></tr><tr><td>D</td><td>46.5</td></tr><tr><td>FAM</td><td>037</td></tr><tr><td>CW/CCW</td><td>Horário</td></tr></table>	T	10	G	33	L	75.5	SPL	6	ID	12	D	46.5	FAM	037	CW/CCW	Horário	<div>0496</div> <div></div> <div>APLICAÇÃO Application / Aplicación Pg. 139</div>	<div>1.01.0496.0</div> <table><tr><td>T</td><td>9</td></tr><tr><td>G</td><td>34.8</td></tr><tr><td>L</td><td>84</td></tr><tr><td>SPL</td><td>10</td></tr><tr><td>ID</td><td>14.3</td></tr><tr><td>D</td><td>54.5</td></tr><tr><td>FAM</td><td>015</td></tr><tr><td>CW/CCW</td><td>Horário</td></tr></table>	T	9	G	34.8	L	84	SPL	10	ID	14.3	D	54.5	FAM	015	CW/CCW	Horário
T	11																																																																						
G	41																																																																						
L	100																																																																						
SPL	12																																																																						
ID	17																																																																						
D	60																																																																						
FAM	040																																																																						
CW/CCW	Horário																																																																						
T	10																																																																						
G	32																																																																						
L	95																																																																						
SPL	3																																																																						
ID	15																																																																						
D	60																																																																						
FAM	035																																																																						
CW/CCW	Horário																																																																						
T	10																																																																						
G	33																																																																						
L	75.5																																																																						
SPL	6																																																																						
ID	12																																																																						
D	46.5																																																																						
FAM	037																																																																						
CW/CCW	Horário																																																																						
T	9																																																																						
G	34.8																																																																						
L	84																																																																						
SPL	10																																																																						
ID	14.3																																																																						
D	54.5																																																																						
FAM	015																																																																						
CW/CCW	Horário																																																																						
<div>0497</div> <div></div> <div>APLICAÇÃO Application / Aplicación Pg. 139</div>	<div>1.01.0497.0</div> <table><tr><td>T</td><td>10</td></tr><tr><td>G</td><td>32</td></tr><tr><td>L</td><td>91</td></tr><tr><td>SPL</td><td>10</td></tr><tr><td>ID</td><td>14.26</td></tr><tr><td>D</td><td>60</td></tr><tr><td>FAM</td><td>014</td></tr><tr><td>CW/CCW</td><td>Horário</td></tr></table>	T	10	G	32	L	91	SPL	10	ID	14.26	D	60	FAM	014	CW/CCW	Horário	<div>0498</div> <div></div> <div>APLICAÇÃO Application / Aplicación Pg. 139</div>	<div>1.01.0498.0</div> <table><tr><td>T</td><td>8</td></tr><tr><td>G</td><td>28.2</td></tr><tr><td>L</td><td>82</td></tr><tr><td>SPL</td><td>10</td></tr><tr><td>ID</td><td>12.5</td></tr><tr><td>D</td><td>46.5</td></tr><tr><td>FAM</td><td>050</td></tr><tr><td>CW/CCW</td><td>Horário</td></tr></table>	T	8	G	28.2	L	82	SPL	10	ID	12.5	D	46.5	FAM	050	CW/CCW	Horário	<div>0507</div> <div></div> <div>APLICAÇÃO Application / Aplicación Pg. 139</div>	<div>1.01.0507.0</div> <table><tr><td>T</td><td>11</td></tr><tr><td>G</td><td>39.5</td></tr><tr><td>L</td><td>73</td></tr><tr><td>SPL</td><td>3</td></tr><tr><td>ID</td><td>17</td></tr><tr><td>D</td><td>60</td></tr><tr><td>FAM</td><td>039</td></tr><tr><td>CW/CCW</td><td>Horário</td></tr></table>	T	11	G	39.5	L	73	SPL	3	ID	17	D	60	FAM	039	CW/CCW	Horário	<div>0539</div> <div></div> <div>APLICAÇÃO Application / Aplicación Pg. 139</div>	<div>1.01.0539.0</div> <table><tr><td>T</td><td>10</td></tr><tr><td>G</td><td>39.5</td></tr><tr><td>L</td><td>69</td></tr><tr><td>SPL</td><td>12</td></tr><tr><td>ID</td><td>14</td></tr><tr><td>D</td><td>60</td></tr><tr><td>FAM</td><td>027</td></tr><tr><td>CW/CCW</td><td>Horário</td></tr></table>	T	10	G	39.5	L	69	SPL	12	ID	14	D	60	FAM	027	CW/CCW	Horário
T	10																																																																						
G	32																																																																						
L	91																																																																						
SPL	10																																																																						
ID	14.26																																																																						
D	60																																																																						
FAM	014																																																																						
CW/CCW	Horário																																																																						
T	8																																																																						
G	28.2																																																																						
L	82																																																																						
SPL	10																																																																						
ID	12.5																																																																						
D	46.5																																																																						
FAM	050																																																																						
CW/CCW	Horário																																																																						
T	11																																																																						
G	39.5																																																																						
L	73																																																																						
SPL	3																																																																						
ID	17																																																																						
D	60																																																																						
FAM	039																																																																						
CW/CCW	Horário																																																																						
T	10																																																																						
G	39.5																																																																						
L	69																																																																						
SPL	12																																																																						
ID	14																																																																						
D	60																																																																						
FAM	027																																																																						
CW/CCW	Horário																																																																						
<div>0555</div> <div></div> <div>APLICAÇÃO Application / Aplicación Pg. 140</div>	<div>1.01.0555.0</div> <table><tr><td>T</td><td>12</td></tr><tr><td>G</td><td>46.3</td></tr><tr><td>L</td><td>170</td></tr><tr><td>SPL</td><td>19</td></tr><tr><td>ID</td><td>15.9</td></tr><tr><td>D</td><td>58.4</td></tr><tr><td>FAM</td><td>052</td></tr><tr><td>CW/CCW</td><td>Horário</td></tr></table>	T	12	G	46.3	L	170	SPL	19	ID	15.9	D	58.4	FAM	052	CW/CCW	Horário	<div>0556</div> <div></div> <div>APLICAÇÃO Application / Aplicación Pg. 140</div>	<div>1.01.0556.0</div> <table><tr><td>T</td><td>11</td></tr><tr><td>G</td><td>56.7</td></tr><tr><td>L</td><td>170</td></tr><tr><td>SPL</td><td>19</td></tr><tr><td>ID</td><td>15.9</td></tr><tr><td>D</td><td>58.4</td></tr><tr><td>FAM</td><td>052</td></tr><tr><td>CW/CCW</td><td>Horário</td></tr></table>	T	11	G	56.7	L	170	SPL	19	ID	15.9	D	58.4	FAM	052	CW/CCW	Horário	<div>0557</div> <div></div> <div>APLICAÇÃO Application / Aplicación Pg. 140</div>	<div>1.01.0557.0</div> <table><tr><td>T</td><td>11</td></tr><tr><td>G</td><td>41</td></tr><tr><td>L</td><td>100</td></tr><tr><td>SPL</td><td>12</td></tr><tr><td>ID</td><td>17.03</td></tr><tr><td>D</td><td>60</td></tr><tr><td>FAM</td><td>040</td></tr><tr><td>CW/CCW</td><td>Horário</td></tr></table>	T	11	G	41	L	100	SPL	12	ID	17.03	D	60	FAM	040	CW/CCW	Horário	<div>0561</div> <div></div> <div>APLICAÇÃO Application / Aplicación Pg. 140</div>	<div>1.01.0561.0</div> <table><tr><td>T</td><td>9</td></tr><tr><td>G</td><td>34.8</td></tr><tr><td>L</td><td>77</td></tr><tr><td>SPL</td><td>6</td></tr><tr><td>ID</td><td>14</td></tr><tr><td>D</td><td>60</td></tr><tr><td>FAM</td><td>027</td></tr><tr><td>CW/CCW</td><td>Horário</td></tr></table>	T	9	G	34.8	L	77	SPL	6	ID	14	D	60	FAM	027	CW/CCW	Horário
T	12																																																																						
G	46.3																																																																						
L	170																																																																						
SPL	19																																																																						
ID	15.9																																																																						
D	58.4																																																																						
FAM	052																																																																						
CW/CCW	Horário																																																																						
T	11																																																																						
G	56.7																																																																						
L	170																																																																						
SPL	19																																																																						
ID	15.9																																																																						
D	58.4																																																																						
FAM	052																																																																						
CW/CCW	Horário																																																																						
T	11																																																																						
G	41																																																																						
L	100																																																																						
SPL	12																																																																						
ID	17.03																																																																						
D	60																																																																						
FAM	040																																																																						
CW/CCW	Horário																																																																						
T	9																																																																						
G	34.8																																																																						
L	77																																																																						
SPL	6																																																																						
ID	14																																																																						
D	60																																																																						
FAM	027																																																																						
CW/CCW	Horário																																																																						
<div>0566</div> <div></div> <div>APLICAÇÃO Application / Aplicación Pg. 140</div>	<div>1.01.0566.0</div> <table><tr><td>T</td><td>12</td></tr><tr><td>G</td><td>46.3</td></tr><tr><td>L</td><td>96</td></tr><tr><td>SPL</td><td>3</td></tr><tr><td>ID</td><td>14.3</td></tr><tr><td>D</td><td>60</td></tr><tr><td>FAM</td><td>045</td></tr><tr><td>CW/CCW</td><td>Horário</td></tr></table>	T	12	G	46.3	L	96	SPL	3	ID	14.3	D	60	FAM	045	CW/CCW	Horário	<div>0567</div> <div></div> <div>APLICAÇÃO Application / Aplicación Pg. 141</div>	<div>1.01.0567.0</div> <table><tr><td>T</td><td>9</td></tr><tr><td>G</td><td>29.64</td></tr><tr><td>L</td><td>96</td></tr><tr><td>SPL</td><td>3</td></tr><tr><td>ID</td><td>14.26</td></tr><tr><td>D</td><td>60</td></tr><tr><td>FAM</td><td>045</td></tr><tr><td>CW/CCW</td><td>Horário</td></tr></table>	T	9	G	29.64	L	96	SPL	3	ID	14.26	D	60	FAM	045	CW/CCW	Horário	<div>0584</div> <div></div> <div>APLICAÇÃO Application / Aplicación Pg. 141</div>	<div>1.01.0584.0</div> <table><tr><td>T</td><td>9</td></tr><tr><td>G</td><td>29.64</td></tr><tr><td>L</td><td>55.5</td></tr><tr><td>SPL</td><td>8</td></tr><tr><td>ID</td><td>12</td></tr><tr><td>D</td><td>46.5</td></tr><tr><td>FAM</td><td>047</td></tr><tr><td>CW/CCW</td><td>Horário</td></tr></table>	T	9	G	29.64	L	55.5	SPL	8	ID	12	D	46.5	FAM	047	CW/CCW	Horário	<div>0594</div> <div></div> <div>APLICAÇÃO Application / Aplicación Pg. 141</div>	<div>1.01.0594.0</div> <table><tr><td>T</td><td>9</td></tr><tr><td>G</td><td>35.5</td></tr><tr><td>L</td><td>73</td></tr><tr><td>SPL</td><td>12</td></tr><tr><td>ID</td><td>14.3</td></tr><tr><td>D</td><td>60</td></tr><tr><td>FAM</td><td>039</td></tr><tr><td>CW/CCW</td><td>Horário</td></tr></table>	T	9	G	35.5	L	73	SPL	12	ID	14.3	D	60	FAM	039	CW/CCW	Horário
T	12																																																																						
G	46.3																																																																						
L	96																																																																						
SPL	3																																																																						
ID	14.3																																																																						
D	60																																																																						
FAM	045																																																																						
CW/CCW	Horário																																																																						
T	9																																																																						
G	29.64																																																																						
L	96																																																																						
SPL	3																																																																						
ID	14.26																																																																						
D	60																																																																						
FAM	045																																																																						
CW/CCW	Horário																																																																						
T	9																																																																						
G	29.64																																																																						
L	55.5																																																																						
SPL	8																																																																						
ID	12																																																																						
D	46.5																																																																						
FAM	047																																																																						
CW/CCW	Horário																																																																						
T	9																																																																						
G	35.5																																																																						
L	73																																																																						
SPL	12																																																																						
ID	14.3																																																																						
D	60																																																																						
FAM	039																																																																						
CW/CCW	Horário																																																																						

T	G	L	SPL	ID	CT	D	FAM	CW/CCW
Nº de Dentes # Of Pinon Teeth # De Los Dientes Del Pinón	ø Externo (mm) Pinon O.D. Piñon - ø Externa	Comprimento Total (mm) Length Largo	Nº de Estrias # Of Splines # De Estriás	ø da Bucha (mm) Pinon I.D. Pinón - ø Interna	Nº Dentes Coroa # Barrel Gear Teeth # Dientes de la Corona	ø da Capa (mm) Drive O.D. ø Externa	Família Family Familia	Horário/Anti Horário Clockwise/Counter Clockwise Horario/Antihorario

<div></div> <div>APLICAÇÃO Application / Aplicación Pg. 141</div>	<table><tr><td colspan="2">1.01.0595.0</td></tr><tr><td>T</td><td>8</td></tr><tr><td>G</td><td>28.2</td></tr><tr><td>L</td><td>50</td></tr><tr><td>SPL</td><td>8</td></tr><tr><td>ID</td><td>12</td></tr><tr><td>D</td><td>46.5</td></tr><tr><td>FAM</td><td>110</td></tr><tr><td>CW/CCW</td><td>Horário</td></tr></table>	1.01.0595.0		T	8	G	28.2	L	50	SPL	8	ID	12	D	46.5	FAM	110	CW/CCW	Horário	<div></div> <div>APLICAÇÃO Application / Aplicación Pg. 142</div>	<table><tr><td colspan="2">1.01.0596.0</td></tr><tr><td>T</td><td>10</td></tr><tr><td>G</td><td>31.7</td></tr><tr><td>L</td><td>50.9</td></tr><tr><td>SPL</td><td>8</td></tr><tr><td>ID</td><td>12</td></tr><tr><td>D</td><td>46.5</td></tr><tr><td>FAM</td><td>112</td></tr><tr><td>CW/CCW</td><td>Horário</td></tr></table>	1.01.0596.0		T	10	G	31.7	L	50.9	SPL	8	ID	12	D	46.5	FAM	112	CW/CCW	Horário	<div></div> <div>APLICAÇÃO Application / Aplicación Pg. 142</div>	<table><tr><td colspan="2">1.01.0607.0</td></tr><tr><td>T</td><td>12</td></tr><tr><td>G</td><td>46.3</td></tr><tr><td>L</td><td>102</td></tr><tr><td>SPL</td><td>4</td></tr><tr><td>ID</td><td>17</td></tr><tr><td>D</td><td>60</td></tr><tr><td>FAM</td><td>041</td></tr><tr><td>CW/CCW</td><td>Horário</td></tr></table>	1.01.0607.0		T	12	G	46.3	L	102	SPL	4	ID	17	D	60	FAM	041	CW/CCW	Horário	<div></div> <div>APLICAÇÃO Application / Aplicación Pg. 142</div>	<table><tr><td colspan="2">1.01.0608.0</td></tr><tr><td>T</td><td>9</td></tr><tr><td>G</td><td>35.5</td></tr><tr><td>L</td><td>81.5</td></tr><tr><td>SPL</td><td>6</td></tr><tr><td>ID</td><td>17</td></tr><tr><td>D</td><td>60</td></tr><tr><td>FAM</td><td>012</td></tr><tr><td>CW/CCW</td><td>Horário</td></tr></table>	1.01.0608.0		T	9	G	35.5	L	81.5	SPL	6	ID	17	D	60	FAM	012	CW/CCW	Horário
1.01.0595.0																																																																															
T	8																																																																														
G	28.2																																																																														
L	50																																																																														
SPL	8																																																																														
ID	12																																																																														
D	46.5																																																																														
FAM	110																																																																														
CW/CCW	Horário																																																																														
1.01.0596.0																																																																															
T	10																																																																														
G	31.7																																																																														
L	50.9																																																																														
SPL	8																																																																														
ID	12																																																																														
D	46.5																																																																														
FAM	112																																																																														
CW/CCW	Horário																																																																														
1.01.0607.0																																																																															
T	12																																																																														
G	46.3																																																																														
L	102																																																																														
SPL	4																																																																														
ID	17																																																																														
D	60																																																																														
FAM	041																																																																														
CW/CCW	Horário																																																																														
1.01.0608.0																																																																															
T	9																																																																														
G	35.5																																																																														
L	81.5																																																																														
SPL	6																																																																														
ID	17																																																																														
D	60																																																																														
FAM	012																																																																														
CW/CCW	Horário																																																																														
<div></div> <div>APLICAÇÃO Application / Aplicación Pg. 142</div>	<table><tr><td colspan="2">1.01.0610.0</td></tr><tr><td>T</td><td>9</td></tr><tr><td>G</td><td>25.8</td></tr><tr><td>L</td><td>68</td></tr><tr><td>SPL</td><td>3</td></tr><tr><td>ID</td><td>12</td></tr><tr><td>D</td><td>43.5</td></tr><tr><td>FAM</td><td>095</td></tr><tr><td>CW/CCW</td><td>Horário</td></tr></table>	1.01.0610.0		T	9	G	25.8	L	68	SPL	3	ID	12	D	43.5	FAM	095	CW/CCW	Horário	<div></div> <div>APLICAÇÃO Application / Aplicación Pg. 142</div>	<table><tr><td colspan="2">1.01.0612.0</td></tr><tr><td>T</td><td>9</td></tr><tr><td>G</td><td>25.8</td></tr><tr><td>L</td><td>69</td></tr><tr><td>SPL</td><td>3</td></tr><tr><td>ID</td><td>12</td></tr><tr><td>D</td><td>43.5</td></tr><tr><td>FAM</td><td>095</td></tr><tr><td>CW/CCW</td><td>Horário</td></tr></table>	1.01.0612.0		T	9	G	25.8	L	69	SPL	3	ID	12	D	43.5	FAM	095	CW/CCW	Horário	<div></div> <div>APLICAÇÃO Application / Aplicación Pg. 143</div>	<table><tr><td colspan="2">1.01.0622.0</td></tr><tr><td>T</td><td>12</td></tr><tr><td>G</td><td>46.3</td></tr><tr><td>L</td><td>118</td></tr><tr><td>SPL</td><td>19</td></tr><tr><td>ID</td><td>15.9</td></tr><tr><td>D</td><td>58.9</td></tr><tr><td>FAM</td><td>051</td></tr><tr><td>CW/CCW</td><td>Horário</td></tr></table>	1.01.0622.0		T	12	G	46.3	L	118	SPL	19	ID	15.9	D	58.9	FAM	051	CW/CCW	Horário	<div></div> <div>APLICAÇÃO Application / Aplicación Pg. 143</div>	<table><tr><td colspan="2">1.01.0624.0</td></tr><tr><td>T</td><td>12</td></tr><tr><td>G</td><td>46.3</td></tr><tr><td>L</td><td>98.5</td></tr><tr><td>SPL</td><td>3</td></tr><tr><td>ID</td><td>14.3</td></tr><tr><td>D</td><td>60</td></tr><tr><td>FAM</td><td>045</td></tr><tr><td>CW/CCW</td><td>Horário</td></tr></table>	1.01.0624.0		T	12	G	46.3	L	98.5	SPL	3	ID	14.3	D	60	FAM	045	CW/CCW	Horário
1.01.0610.0																																																																															
T	9																																																																														
G	25.8																																																																														
L	68																																																																														
SPL	3																																																																														
ID	12																																																																														
D	43.5																																																																														
FAM	095																																																																														
CW/CCW	Horário																																																																														
1.01.0612.0																																																																															
T	9																																																																														
G	25.8																																																																														
L	69																																																																														
SPL	3																																																																														
ID	12																																																																														
D	43.5																																																																														
FAM	095																																																																														
CW/CCW	Horário																																																																														
1.01.0622.0																																																																															
T	12																																																																														
G	46.3																																																																														
L	118																																																																														
SPL	19																																																																														
ID	15.9																																																																														
D	58.9																																																																														
FAM	051																																																																														
CW/CCW	Horário																																																																														
1.01.0624.0																																																																															
T	12																																																																														
G	46.3																																																																														
L	98.5																																																																														
SPL	3																																																																														
ID	14.3																																																																														
D	60																																																																														
FAM	045																																																																														
CW/CCW	Horário																																																																														
<div></div> <div>APLICAÇÃO Application / Aplicación Pg. 143</div>	<table><tr><td colspan="2">1.01.0625.0</td></tr><tr><td>T</td><td>10</td></tr><tr><td>G</td><td>39.5</td></tr><tr><td>L</td><td>98.5</td></tr><tr><td>SPL</td><td>3</td></tr><tr><td>ID</td><td>14.3</td></tr><tr><td>D</td><td>60</td></tr><tr><td>FAM</td><td>045</td></tr><tr><td>CW/CCW</td><td>Horário</td></tr></table>	1.01.0625.0		T	10	G	39.5	L	98.5	SPL	3	ID	14.3	D	60	FAM	045	CW/CCW	Horário	<div></div> <div>APLICAÇÃO Application / Aplicación Pg. 143</div>	<table><tr><td colspan="2">1.01.0626.0</td></tr><tr><td>T</td><td>11</td></tr><tr><td>G</td><td>56.7</td></tr><tr><td>L</td><td>120.1</td></tr><tr><td>SPL</td><td>19</td></tr><tr><td>ID</td><td>15.9</td></tr><tr><td>D</td><td>58.4</td></tr><tr><td>FAM</td><td>051</td></tr><tr><td>CW/CCW</td><td>Anti-horário</td></tr></table>	1.01.0626.0		T	11	G	56.7	L	120.1	SPL	19	ID	15.9	D	58.4	FAM	051	CW/CCW	Anti-horário	<div></div> <div>APLICAÇÃO Application / Aplicación Pg. 144</div>	<table><tr><td colspan="2">1.01.0635.0</td></tr><tr><td>T</td><td>10</td></tr><tr><td>G</td><td>32</td></tr><tr><td>L</td><td>91</td></tr><tr><td>SPL</td><td>10</td></tr><tr><td>ID</td><td>14.26</td></tr><tr><td>D</td><td>60</td></tr><tr><td>FAM</td><td>015</td></tr><tr><td>CW/CCW</td><td>Horário</td></tr></table>	1.01.0635.0		T	10	G	32	L	91	SPL	10	ID	14.26	D	60	FAM	015	CW/CCW	Horário	<div></div> <div>APLICAÇÃO Application / Aplicación Pg. 144</div>	<table><tr><td colspan="2">1.01.0638.0</td></tr><tr><td>T</td><td>9</td></tr><tr><td>G</td><td>34.4</td></tr><tr><td>L</td><td>64</td></tr><tr><td>SPL</td><td>10</td></tr><tr><td>ID</td><td>12</td></tr><tr><td>D</td><td>46.5</td></tr><tr><td>FAM</td><td>001</td></tr><tr><td>CW/CCW</td><td>Horário</td></tr></table>	1.01.0638.0		T	9	G	34.4	L	64	SPL	10	ID	12	D	46.5	FAM	001	CW/CCW	Horário
1.01.0625.0																																																																															
T	10																																																																														
G	39.5																																																																														
L	98.5																																																																														
SPL	3																																																																														
ID	14.3																																																																														
D	60																																																																														
FAM	045																																																																														
CW/CCW	Horário																																																																														
1.01.0626.0																																																																															
T	11																																																																														
G	56.7																																																																														
L	120.1																																																																														
SPL	19																																																																														
ID	15.9																																																																														
D	58.4																																																																														
FAM	051																																																																														
CW/CCW	Anti-horário																																																																														
1.01.0635.0																																																																															
T	10																																																																														
G	32																																																																														
L	91																																																																														
SPL	10																																																																														
ID	14.26																																																																														
D	60																																																																														
FAM	015																																																																														
CW/CCW	Horário																																																																														
1.01.0638.0																																																																															
T	9																																																																														
G	34.4																																																																														
L	64																																																																														
SPL	10																																																																														
ID	12																																																																														
D	46.5																																																																														
FAM	001																																																																														
CW/CCW	Horário																																																																														
<div></div> <div>APLICAÇÃO Application / Aplicación Pg. 144</div>	<table><tr><td colspan="2">1.01.0648.0</td></tr><tr><td>T</td><td>9</td></tr><tr><td>G</td><td>34.8</td></tr><tr><td>L</td><td>91</td></tr><tr><td>SPL</td><td>10</td></tr><tr><td>ID</td><td>14.26</td></tr><tr><td>D</td><td>60</td></tr><tr><td>FAM</td><td>015</td></tr><tr><td>CW/CCW</td><td>Horário</td></tr></table>	1.01.0648.0		T	9	G	34.8	L	91	SPL	10	ID	14.26	D	60	FAM	015	CW/CCW	Horário	<div></div> <div>APLICAÇÃO Application / Aplicación Pg. 144</div>	<table><tr><td colspan="2">1.01.0649.0</td></tr><tr><td>T</td><td>10</td></tr><tr><td>G</td><td>40</td></tr><tr><td>L</td><td>85</td></tr><tr><td>SPL</td><td>12</td></tr><tr><td>ID</td><td>14</td></tr><tr><td>D</td><td>60</td></tr><tr><td>FAM</td><td>029</td></tr><tr><td>CW/CCW</td><td>Horário</td></tr></table>	1.01.0649.0		T	10	G	40	L	85	SPL	12	ID	14	D	60	FAM	029	CW/CCW	Horário	<div></div> <div>APLICAÇÃO Application / Aplicación Pg. 145</div>	<table><tr><td colspan="2">1.01.0650.0</td></tr><tr><td>T</td><td>12</td></tr><tr><td>G</td><td>46.3</td></tr><tr><td>L</td><td>85</td></tr><tr><td>SPL</td><td>12</td></tr><tr><td>ID</td><td>14.01</td></tr><tr><td>D</td><td>60</td></tr><tr><td>FAM</td><td>029</td></tr><tr><td>CW/CCW</td><td>Horário</td></tr></table>	1.01.0650.0		T	12	G	46.3	L	85	SPL	12	ID	14.01	D	60	FAM	029	CW/CCW	Horário	<div></div> <div>APLICAÇÃO Application / Aplicación Pg. 145</div>	<table><tr><td colspan="2">1.01.0651.0</td></tr><tr><td>T</td><td>9</td></tr><tr><td>G</td><td>34.4</td></tr><tr><td>L</td><td>85</td></tr><tr><td>SPL</td><td>12</td></tr><tr><td>ID</td><td>14</td></tr><tr><td>D</td><td>60</td></tr><tr><td>FAM</td><td>029</td></tr><tr><td>CW/CCW</td><td>Horário</td></tr></table>	1.01.0651.0		T	9	G	34.4	L	85	SPL	12	ID	14	D	60	FAM	029	CW/CCW	Horário
1.01.0648.0																																																																															
T	9																																																																														
G	34.8																																																																														
L	91																																																																														
SPL	10																																																																														
ID	14.26																																																																														
D	60																																																																														
FAM	015																																																																														
CW/CCW	Horário																																																																														
1.01.0649.0																																																																															
T	10																																																																														
G	40																																																																														
L	85																																																																														
SPL	12																																																																														
ID	14																																																																														
D	60																																																																														
FAM	029																																																																														
CW/CCW	Horário																																																																														
1.01.0650.0																																																																															
T	12																																																																														
G	46.3																																																																														
L	85																																																																														
SPL	12																																																																														
ID	14.01																																																																														
D	60																																																																														
FAM	029																																																																														
CW/CCW	Horário																																																																														
1.01.0651.0																																																																															
T	9																																																																														
G	34.4																																																																														
L	85																																																																														
SPL	12																																																																														
ID	14																																																																														
D	60																																																																														
FAM	029																																																																														
CW/CCW	Horário																																																																														

T	G	L	SPL	ID	CT	D	FAM	CW/CCW
Nº de Dentes # Of Pinon Teeth # De Los Dientes Del Pinón	Ø Externo (mm) Pinon O.D. Piñon - Ø Externa	Comprimento Total (mm) Length Largo	Nº de Estrias # Of Splines # De Estriás	Ø da Bucha (mm) Pinon I.D. Pinón - Ø Interna	Nº Dentes Coroa # Barrel Gear Teeth # Dientes de la Corona	Ø da Capa (mm) Drive O.D. Ø Externa	Familia Family Familia	Horário/Anti Horário Clockwise/Counter Clockwise Horario/Antihorario

<div>0661</div> <div></div> <div>APLICAÇÃO Application / Aplicación Pg. 145</div>	<div>1.01.0661.0</div> <table><tr><td>T</td><td>10</td></tr><tr><td>G</td><td>39</td></tr><tr><td>L</td><td>91</td></tr><tr><td>SPL</td><td>10</td></tr><tr><td>ID</td><td>14.3</td></tr><tr><td>D</td><td>60</td></tr><tr><td>FAM</td><td>014</td></tr><tr><td>CW/CCW</td><td>Horário</td></tr></table>	T	10	G	39	L	91	SPL	10	ID	14.3	D	60	FAM	014	CW/CCW	Horário	<div>0668</div> <div></div> <div>APLICAÇÃO Application / Aplicación Pg. 145</div>	<div>1.01.0668.0</div> <table><tr><td>T</td><td>10</td></tr><tr><td>G</td><td>40</td></tr><tr><td>L</td><td>84</td></tr><tr><td>SPL</td><td>10</td></tr><tr><td>ID</td><td>14.3</td></tr><tr><td>D</td><td>54.5</td></tr><tr><td>FAM</td><td>015</td></tr><tr><td>CW/CCW</td><td>Horário</td></tr></table>	T	10	G	40	L	84	SPL	10	ID	14.3	D	54.5	FAM	015	CW/CCW	Horário	<div>0669</div> <div></div> <div>APLICAÇÃO Application / Aplicación Pg. 145</div>	<div>1.01.0669.0</div> <table><tr><td>T</td><td>13</td></tr><tr><td>G</td><td>40</td></tr><tr><td>L</td><td>109</td></tr><tr><td>SPL</td><td>10</td></tr><tr><td>ID</td><td>17</td></tr><tr><td>D</td><td>60</td></tr><tr><td>FAM</td><td>044</td></tr><tr><td>CW/CCW</td><td>Horário</td></tr></table>	T	13	G	40	L	109	SPL	10	ID	17	D	60	FAM	044	CW/CCW	Horário	<div>0670</div> <div></div> <div>APLICAÇÃO Application / Aplicación Pg. 145</div>	<div>1.01.0670.0</div> <table><tr><td>T</td><td>13</td></tr><tr><td>G</td><td>40</td></tr><tr><td>L</td><td>100</td></tr><tr><td>SPL</td><td>10</td></tr><tr><td>ID</td><td>17</td></tr><tr><td>D</td><td>60</td></tr><tr><td>FAM</td><td>043</td></tr><tr><td>CW/CCW</td><td>Horário</td></tr></table>	T	13	G	40	L	100	SPL	10	ID	17	D	60	FAM	043	CW/CCW	Horário
T	10																																																																						
G	39																																																																						
L	91																																																																						
SPL	10																																																																						
ID	14.3																																																																						
D	60																																																																						
FAM	014																																																																						
CW/CCW	Horário																																																																						
T	10																																																																						
G	40																																																																						
L	84																																																																						
SPL	10																																																																						
ID	14.3																																																																						
D	54.5																																																																						
FAM	015																																																																						
CW/CCW	Horário																																																																						
T	13																																																																						
G	40																																																																						
L	109																																																																						
SPL	10																																																																						
ID	17																																																																						
D	60																																																																						
FAM	044																																																																						
CW/CCW	Horário																																																																						
T	13																																																																						
G	40																																																																						
L	100																																																																						
SPL	10																																																																						
ID	17																																																																						
D	60																																																																						
FAM	043																																																																						
CW/CCW	Horário																																																																						
<div>0721</div> <div></div> <div>APLICAÇÃO Application / Aplicación Pg. 146</div>	<div>1.01.0721.0</div> <table><tr><td>T</td><td>10</td></tr><tr><td>G</td><td>40</td></tr><tr><td>L</td><td>85.5</td></tr><tr><td>SPL</td><td>12</td></tr><tr><td>ID</td><td>14.01</td></tr><tr><td>D</td><td>60</td></tr><tr><td>FAM</td><td>043</td></tr><tr><td>CW/CCW</td><td>Horário</td></tr></table>	T	10	G	40	L	85.5	SPL	12	ID	14.01	D	60	FAM	043	CW/CCW	Horário	<div>0722</div> <div></div> <div>APLICAÇÃO Application / Aplicación Pg. 146</div>	<div>1.01.0722.0</div> <table><tr><td>T</td><td>10</td></tr><tr><td>G</td><td>32</td></tr><tr><td>L</td><td>85.5</td></tr><tr><td>SPL</td><td>12</td></tr><tr><td>ID</td><td>14</td></tr><tr><td>D</td><td>60</td></tr><tr><td>FAM</td><td>043</td></tr><tr><td>CW/CCW</td><td>Horário</td></tr></table>	T	10	G	32	L	85.5	SPL	12	ID	14	D	60	FAM	043	CW/CCW	Horário	<div>0748</div> <div></div> <div>APLICAÇÃO Application / Aplicación Pg. 146</div>	<div>1.01.0748.0</div> <table><tr><td>T</td><td>10</td></tr><tr><td>G</td><td>37.8</td></tr><tr><td>L</td><td>91</td></tr><tr><td>SPL</td><td>10</td></tr><tr><td>ID</td><td>14.3</td></tr><tr><td>D</td><td>60</td></tr><tr><td>FAM</td><td>014</td></tr><tr><td>CW/CCW</td><td>Horário</td></tr></table>	T	10	G	37.8	L	91	SPL	10	ID	14.3	D	60	FAM	014	CW/CCW	Horário	<div>0758</div> <div></div> <div>APLICAÇÃO Application / Aplicación Pg. 146</div>	<div>1.01.0758.0</div> <table><tr><td>T</td><td>9</td></tr><tr><td>G</td><td>29.64</td></tr><tr><td>L</td><td>77.5</td></tr><tr><td>SPL</td><td>8</td></tr><tr><td>ID</td><td>10.7</td></tr><tr><td>D</td><td>46.5</td></tr><tr><td>FAM</td><td>113</td></tr><tr><td>CW/CCW</td><td>Horário</td></tr></table>	T	9	G	29.64	L	77.5	SPL	8	ID	10.7	D	46.5	FAM	113	CW/CCW	Horário
T	10																																																																						
G	40																																																																						
L	85.5																																																																						
SPL	12																																																																						
ID	14.01																																																																						
D	60																																																																						
FAM	043																																																																						
CW/CCW	Horário																																																																						
T	10																																																																						
G	32																																																																						
L	85.5																																																																						
SPL	12																																																																						
ID	14																																																																						
D	60																																																																						
FAM	043																																																																						
CW/CCW	Horário																																																																						
T	10																																																																						
G	37.8																																																																						
L	91																																																																						
SPL	10																																																																						
ID	14.3																																																																						
D	60																																																																						
FAM	014																																																																						
CW/CCW	Horário																																																																						
T	9																																																																						
G	29.64																																																																						
L	77.5																																																																						
SPL	8																																																																						
ID	10.7																																																																						
D	46.5																																																																						
FAM	113																																																																						
CW/CCW	Horário																																																																						
<div>0776</div> <div></div> <div>APLICAÇÃO Application / Aplicación Pg. 146</div>	<div>1.01.0776.0</div> <table><tr><td>T</td><td>12</td></tr><tr><td>G</td><td>46.3</td></tr><tr><td>L</td><td>118</td></tr><tr><td>SPL</td><td>19</td></tr><tr><td>ID</td><td>19</td></tr><tr><td>D</td><td>58.4</td></tr><tr><td>FAM</td><td>051</td></tr><tr><td>CW/CCW</td><td>Horário</td></tr></table>	T	12	G	46.3	L	118	SPL	19	ID	19	D	58.4	FAM	051	CW/CCW	Horário	<div>0778</div> <div></div> <div>APLICAÇÃO Application / Aplicación Pg. 146</div>	<div>1.01.0778.0</div> <table><tr><td>T</td><td>11</td></tr><tr><td>G</td><td>56.7</td></tr><tr><td>L</td><td>118</td></tr><tr><td>SPL</td><td>19</td></tr><tr><td>ID</td><td>19</td></tr><tr><td>D</td><td>58.4</td></tr><tr><td>FAM</td><td>051</td></tr><tr><td>CW/CCW</td><td>Horário</td></tr></table>	T	11	G	56.7	L	118	SPL	19	ID	19	D	58.4	FAM	051	CW/CCW	Horário	<div>0783</div> <div></div> <div>APLICAÇÃO Application / Aplicación Pg. 147</div>	<div>1.01.0783.0</div> <table><tr><td>T</td><td>9</td></tr><tr><td>G</td><td>25.8</td></tr><tr><td>L</td><td>69</td></tr><tr><td>SPL</td><td>3</td></tr><tr><td>ID</td><td>12</td></tr><tr><td>D</td><td>43.5</td></tr><tr><td>FAM</td><td>017</td></tr><tr><td>CW/CCW</td><td>Horário</td></tr></table>	T	9	G	25.8	L	69	SPL	3	ID	12	D	43.5	FAM	017	CW/CCW	Horário	<div>0784</div> <div></div> <div>APLICAÇÃO Application / Aplicación Pg. 147</div>	<div>1.01.0784.0</div> <table><tr><td>T</td><td>9</td></tr><tr><td>G</td><td>29.64</td></tr><tr><td>L</td><td>91</td></tr><tr><td>SPL</td><td>10</td></tr><tr><td>ID</td><td>14.3</td></tr><tr><td>D</td><td>60</td></tr><tr><td>FAM</td><td>015</td></tr><tr><td>CW/CCW</td><td>Anti-horário</td></tr></table>	T	9	G	29.64	L	91	SPL	10	ID	14.3	D	60	FAM	015	CW/CCW	Anti-horário
T	12																																																																						
G	46.3																																																																						
L	118																																																																						
SPL	19																																																																						
ID	19																																																																						
D	58.4																																																																						
FAM	051																																																																						
CW/CCW	Horário																																																																						
T	11																																																																						
G	56.7																																																																						
L	118																																																																						
SPL	19																																																																						
ID	19																																																																						
D	58.4																																																																						
FAM	051																																																																						
CW/CCW	Horário																																																																						
T	9																																																																						
G	25.8																																																																						
L	69																																																																						
SPL	3																																																																						
ID	12																																																																						
D	43.5																																																																						
FAM	017																																																																						
CW/CCW	Horário																																																																						
T	9																																																																						
G	29.64																																																																						
L	91																																																																						
SPL	10																																																																						
ID	14.3																																																																						
D	60																																																																						
FAM	015																																																																						
CW/CCW	Anti-horário																																																																						
<div>0813</div> <div></div> <div>APLICAÇÃO Application / Aplicación Pg. 147</div>	<div>1.01.0813.0</div> <table><tr><td>T</td><td>10</td></tr><tr><td>G</td><td>40</td></tr><tr><td>L</td><td>108.5</td></tr><tr><td>SPL</td><td>4</td></tr><tr><td>ID</td><td>17</td></tr><tr><td>D</td><td>60</td></tr><tr><td>FAM</td><td>041</td></tr><tr><td>CW/CCW</td><td>Horário</td></tr></table>	T	10	G	40	L	108.5	SPL	4	ID	17	D	60	FAM	041	CW/CCW	Horário	<div>0814</div> <div></div> <div>APLICAÇÃO Application / Aplicación Pg. 147</div>	<div>1.01.0814.0</div> <table><tr><td>T</td><td>10</td></tr><tr><td>G</td><td>40</td></tr><tr><td>L</td><td>91</td></tr><tr><td>SPL</td><td>10</td></tr><tr><td>ID</td><td>14.26</td></tr><tr><td>D</td><td>60</td></tr><tr><td>FAM</td><td>015</td></tr><tr><td>CW/CCW</td><td>Horário</td></tr></table>	T	10	G	40	L	91	SPL	10	ID	14.26	D	60	FAM	015	CW/CCW	Horário	<div>0818</div> <div></div> <div>APLICAÇÃO Application / Aplicación Pg. 147</div>	<div>1.01.0818.0</div> <table><tr><td>T</td><td>9</td></tr><tr><td>G</td><td>29.6</td></tr><tr><td>L</td><td>83</td></tr><tr><td>SPL</td><td>-</td></tr><tr><td>CT</td><td>40</td></tr><tr><td>D</td><td>-</td></tr><tr><td>FAM</td><td>124</td></tr><tr><td>CW/CCW</td><td>Horário</td></tr></table>	T	9	G	29.6	L	83	SPL	-	CT	40	D	-	FAM	124	CW/CCW	Horário	<div>0850</div> <div></div> <div>APLICAÇÃO Application / Aplicación Pg. 147</div>	<div>1.01.0850.0</div> <table><tr><td>T</td><td>9</td></tr><tr><td>G</td><td>36.5</td></tr><tr><td>L</td><td>80</td></tr><tr><td>SPL</td><td>12</td></tr><tr><td>ID</td><td>14</td></tr><tr><td>D</td><td>60</td></tr><tr><td>FAM</td><td>029</td></tr><tr><td>CW/CCW</td><td>Horário</td></tr></table>	T	9	G	36.5	L	80	SPL	12	ID	14	D	60	FAM	029	CW/CCW	Horário
T	10																																																																						
G	40																																																																						
L	108.5																																																																						
SPL	4																																																																						
ID	17																																																																						
D	60																																																																						
FAM	041																																																																						
CW/CCW	Horário																																																																						
T	10																																																																						
G	40																																																																						
L	91																																																																						
SPL	10																																																																						
ID	14.26																																																																						
D	60																																																																						
FAM	015																																																																						
CW/CCW	Horário																																																																						
T	9																																																																						
G	29.6																																																																						
L	83																																																																						
SPL	-																																																																						
CT	40																																																																						
D	-																																																																						
FAM	124																																																																						
CW/CCW	Horário																																																																						
T	9																																																																						
G	36.5																																																																						
L	80																																																																						
SPL	12																																																																						
ID	14																																																																						
D	60																																																																						
FAM	029																																																																						
CW/CCW	Horário																																																																						

T	G	L	SPL	ID	CT	D	FAM	CW/CCW
Nº de Dentes # Of Pinon Teeth # De Los Dientes Del Pinón	Ø Externo (mm) Pinon O.D. Piñon - Ø Externa	Comprimento Total (mm) Length Largo	Nº de Estrias # Of Splines # De Estriás	Ø da Bucha (mm) Pinon I.D. Pinón - Ø Interna	Nº Dentes Coroa # Barrel Gear Teeth # Dientes de la Corona	Ø da Capa (mm) Drive O.D. Ø Externa	Família Family Familia	Horário/Anti Horário Clockwise/Counter Clockwise Horario/Antihorario

<div></div> <div>0853</div> <div>APLICAÇÃO Application / Aplicación Pg. 148</div>	<div><table><tr><td>T</td><td>8</td></tr><tr><td>G</td><td>28.2</td></tr><tr><td>L</td><td>70.5</td></tr><tr><td>SPL</td><td>8</td></tr><tr><td>ID</td><td>12</td></tr><tr><td>D</td><td>46.5</td></tr><tr><td>FAM</td><td>047</td></tr><tr><td>CW/CCW</td><td>Horário</td></tr></table></div> <div>1.01.0853.0</div>	T	8	G	28.2	L	70.5	SPL	8	ID	12	D	46.5	FAM	047	CW/CCW	Horário	<div></div> <div>0879</div> <div>APLICAÇÃO Application / Aplicación Pg. 148</div>	<div><table><tr><td>T</td><td>13</td></tr><tr><td>G</td><td>49.7</td></tr><tr><td>L</td><td>118</td></tr><tr><td>SPL</td><td>19</td></tr><tr><td>ID</td><td>19</td></tr><tr><td>D</td><td>58.4</td></tr><tr><td>FAM</td><td>051</td></tr><tr><td>CW/CCW</td><td>Horário</td></tr></table></div> <div>1.01.0879.0</div>	T	13	G	49.7	L	118	SPL	19	ID	19	D	58.4	FAM	051	CW/CCW	Horário	<div></div> <div>0887</div> <div>APLICAÇÃO Application / Aplicación Pg. 148</div>	<div><table><tr><td>T</td><td>20</td></tr><tr><td>G</td><td>14.7</td></tr><tr><td>L</td><td>110</td></tr><tr><td>SPL</td><td>5</td></tr><tr><td>ID</td><td>-</td></tr><tr><td>D</td><td>60</td></tr><tr><td>FAM</td><td>128</td></tr><tr><td>CW/CCW</td><td>Horário</td></tr></table></div> <div>1.01.0887.0</div>	T	20	G	14.7	L	110	SPL	5	ID	-	D	60	FAM	128	CW/CCW	Horário	<div></div> <div>0888</div> <div>APLICAÇÃO Application / Aplicación Pg. 148</div>	<div><table><tr><td>T</td><td>11</td></tr><tr><td>G</td><td>41.99</td></tr><tr><td>L</td><td>98</td></tr><tr><td>SPL</td><td>3</td></tr><tr><td>ID</td><td>14.29</td></tr><tr><td>D</td><td>59.9</td></tr><tr><td>FAM</td><td>011</td></tr><tr><td>CW/CCW</td><td>Horário</td></tr></table></div> <div>1.01.0888.0</div>	T	11	G	41.99	L	98	SPL	3	ID	14.29	D	59.9	FAM	011	CW/CCW	Horário
T	8																																																																						
G	28.2																																																																						
L	70.5																																																																						
SPL	8																																																																						
ID	12																																																																						
D	46.5																																																																						
FAM	047																																																																						
CW/CCW	Horário																																																																						
T	13																																																																						
G	49.7																																																																						
L	118																																																																						
SPL	19																																																																						
ID	19																																																																						
D	58.4																																																																						
FAM	051																																																																						
CW/CCW	Horário																																																																						
T	20																																																																						
G	14.7																																																																						
L	110																																																																						
SPL	5																																																																						
ID	-																																																																						
D	60																																																																						
FAM	128																																																																						
CW/CCW	Horário																																																																						
T	11																																																																						
G	41.99																																																																						
L	98																																																																						
SPL	3																																																																						
ID	14.29																																																																						
D	59.9																																																																						
FAM	011																																																																						
CW/CCW	Horário																																																																						
<div></div> <div>0893</div> <div>APLICAÇÃO Application / Aplicación Pg. 148</div>	<div><table><tr><td>T</td><td>10</td></tr><tr><td>G</td><td>31.7</td></tr><tr><td>L</td><td>64</td></tr><tr><td>SPL</td><td>10</td></tr><tr><td>ID</td><td>12</td></tr><tr><td>D</td><td>46.5</td></tr><tr><td>FAM</td><td>001</td></tr><tr><td>CW/CCW</td><td>Horário</td></tr></table></div> <div>1.01.0893.0</div>	T	10	G	31.7	L	64	SPL	10	ID	12	D	46.5	FAM	001	CW/CCW	Horário	<div></div> <div>0894</div> <div>APLICAÇÃO Application / Aplicación Pg. 148</div>	<div><table><tr><td>T</td><td>11</td></tr><tr><td>G</td><td>40.6</td></tr><tr><td>L</td><td>84</td></tr><tr><td>SPL</td><td>12</td></tr><tr><td>ID</td><td>15</td></tr><tr><td>D</td><td>60</td></tr><tr><td>FAM</td><td>043</td></tr><tr><td>CW/CCW</td><td>Horário</td></tr></table></div> <div>1.01.0894.0</div>	T	11	G	40.6	L	84	SPL	12	ID	15	D	60	FAM	043	CW/CCW	Horário	<div></div> <div>0902</div> <div>APLICAÇÃO Application / Aplicación Pg. 149</div>	<div><table><tr><td>T</td><td>11</td></tr><tr><td>G</td><td>41</td></tr><tr><td>L</td><td>91</td></tr><tr><td>SPL</td><td>12</td></tr><tr><td>ID</td><td>14.26</td></tr><tr><td>D</td><td>60</td></tr><tr><td>FAM</td><td>021</td></tr><tr><td>CW/CCW</td><td>Horário</td></tr></table></div> <div>1.01.0902.0</div>	T	11	G	41	L	91	SPL	12	ID	14.26	D	60	FAM	021	CW/CCW	Horário	<div></div> <div>0906</div> <div>APLICAÇÃO Application / Aplicación Pg. 149</div>	<div><table><tr><td>T</td><td>9</td></tr><tr><td>G</td><td>33</td></tr><tr><td>L</td><td>73.5</td></tr><tr><td>SPL</td><td>6</td></tr><tr><td>ID</td><td>12</td></tr><tr><td>D</td><td>46.5</td></tr><tr><td>FAM</td><td>050</td></tr><tr><td>CW/CCW</td><td>Horário</td></tr></table></div> <div>1.01.0906.0</div>	T	9	G	33	L	73.5	SPL	6	ID	12	D	46.5	FAM	050	CW/CCW	Horário
T	10																																																																						
G	31.7																																																																						
L	64																																																																						
SPL	10																																																																						
ID	12																																																																						
D	46.5																																																																						
FAM	001																																																																						
CW/CCW	Horário																																																																						
T	11																																																																						
G	40.6																																																																						
L	84																																																																						
SPL	12																																																																						
ID	15																																																																						
D	60																																																																						
FAM	043																																																																						
CW/CCW	Horário																																																																						
T	11																																																																						
G	41																																																																						
L	91																																																																						
SPL	12																																																																						
ID	14.26																																																																						
D	60																																																																						
FAM	021																																																																						
CW/CCW	Horário																																																																						
T	9																																																																						
G	33																																																																						
L	73.5																																																																						
SPL	6																																																																						
ID	12																																																																						
D	46.5																																																																						
FAM	050																																																																						
CW/CCW	Horário																																																																						
<div></div> <div>0914</div> <div>APLICAÇÃO Application / Aplicación Pg. 149</div>	<div><table><tr><td>T</td><td>12</td></tr><tr><td>G</td><td>46.3</td></tr><tr><td>L</td><td>120.1</td></tr><tr><td>SPL</td><td>19</td></tr><tr><td>ID</td><td>15.9</td></tr><tr><td>D</td><td>58.4</td></tr><tr><td>FAM</td><td>051</td></tr><tr><td>CW/CCW</td><td>Anti-horário</td></tr></table></div> <div>1.01.0914.0</div>	T	12	G	46.3	L	120.1	SPL	19	ID	15.9	D	58.4	FAM	051	CW/CCW	Anti-horário	<div></div> <div>0929</div> <div>APLICAÇÃO Application / Aplicación Pg. 149</div>	<div><table><tr><td>T</td><td>11</td></tr><tr><td>G</td><td>35.8</td></tr><tr><td>L</td><td>62</td></tr><tr><td>SPL</td><td>10</td></tr><tr><td>ID</td><td>12</td></tr><tr><td>D</td><td>54.5</td></tr><tr><td>FAM</td><td>094</td></tr><tr><td>CW/CCW</td><td>Horário</td></tr></table></div> <div>1.01.0929.0</div>	T	11	G	35.8	L	62	SPL	10	ID	12	D	54.5	FAM	094	CW/CCW	Horário	<div></div> <div>0930</div> <div>APLICAÇÃO Application / Aplicación Pg. 149</div>	<div><table><tr><td>T</td><td>11</td></tr><tr><td>G</td><td>56.7</td></tr><tr><td>L</td><td>118</td></tr><tr><td>SPL</td><td>19</td></tr><tr><td>ID</td><td>19</td></tr><tr><td>D</td><td>58.4</td></tr><tr><td>FAM</td><td>051</td></tr><tr><td>CW/CCW</td><td>Anti-horário</td></tr></table></div> <div>1.01.0930.0</div>	T	11	G	56.7	L	118	SPL	19	ID	19	D	58.4	FAM	051	CW/CCW	Anti-horário	<div></div> <div>0943</div> <div>APLICAÇÃO Application / Aplicación Pg. 149</div>	<div><table><tr><td>T</td><td>9</td></tr><tr><td>G</td><td>38.4</td></tr><tr><td>L</td><td>71</td></tr><tr><td>SPL</td><td>8</td></tr><tr><td>ID</td><td>12</td></tr><tr><td>D</td><td>46.3</td></tr><tr><td>FAM</td><td>047</td></tr><tr><td>CW/CCW</td><td>Anti-horário</td></tr></table></div> <div>1.01.0943.0</div>	T	9	G	38.4	L	71	SPL	8	ID	12	D	46.3	FAM	047	CW/CCW	Anti-horário
T	12																																																																						
G	46.3																																																																						
L	120.1																																																																						
SPL	19																																																																						
ID	15.9																																																																						
D	58.4																																																																						
FAM	051																																																																						
CW/CCW	Anti-horário																																																																						
T	11																																																																						
G	35.8																																																																						
L	62																																																																						
SPL	10																																																																						
ID	12																																																																						
D	54.5																																																																						
FAM	094																																																																						
CW/CCW	Horário																																																																						
T	11																																																																						
G	56.7																																																																						
L	118																																																																						
SPL	19																																																																						
ID	19																																																																						
D	58.4																																																																						
FAM	051																																																																						
CW/CCW	Anti-horário																																																																						
T	9																																																																						
G	38.4																																																																						
L	71																																																																						
SPL	8																																																																						
ID	12																																																																						
D	46.3																																																																						
FAM	047																																																																						
CW/CCW	Anti-horário																																																																						
<div></div> <div>0947</div> <div>APLICAÇÃO Application / Aplicación Pg. 150</div>	<div><table><tr><td>T</td><td>9</td></tr><tr><td>G</td><td>29.64</td></tr><tr><td>L</td><td>102</td></tr><tr><td>SPL</td><td>-</td></tr><tr><td>CT</td><td>40</td></tr><tr><td>D</td><td>-</td></tr><tr><td>FAM</td><td>124</td></tr><tr><td>CW/CCW</td><td>Horário</td></tr></table></div> <div>1.01.0947.0</div>	T	9	G	29.64	L	102	SPL	-	CT	40	D	-	FAM	124	CW/CCW	Horário	<div></div> <div>0948</div> <div>APLICAÇÃO Application / Aplicación Pg. 150</div>	<div><table><tr><td>T</td><td>10</td></tr><tr><td>G</td><td>40</td></tr><tr><td>L</td><td>104</td></tr><tr><td>SPL</td><td>18</td></tr><tr><td>ID</td><td>17</td></tr><tr><td>D</td><td>60</td></tr><tr><td>FAM</td><td>041</td></tr><tr><td>CW/CCW</td><td>Horário</td></tr></table></div> <div>1.01.0948.0</div>	T	10	G	40	L	104	SPL	18	ID	17	D	60	FAM	041	CW/CCW	Horário	<div></div> <div>0950</div> <div>APLICAÇÃO Application / Aplicación Pg. 150</div>	<div><table><tr><td>T</td><td>9</td></tr><tr><td>G</td><td>29.6</td></tr><tr><td>L</td><td>53.5</td></tr><tr><td>SPL</td><td>5</td></tr><tr><td>ID</td><td>11</td></tr><tr><td>D</td><td>41.5</td></tr><tr><td>FAM</td><td>034</td></tr><tr><td>CW/CCW</td><td>Anti-horário</td></tr></table></div> <div>1.01.0950.0</div>	T	9	G	29.6	L	53.5	SPL	5	ID	11	D	41.5	FAM	034	CW/CCW	Anti-horário	<div></div> <div>0958</div> <div>APLICAÇÃO Application / Aplicación Pg. 150</div>	<div><table><tr><td>T</td><td>11</td></tr><tr><td>G</td><td>30</td></tr><tr><td>L</td><td>47</td></tr><tr><td>SPL</td><td>6</td></tr><tr><td>ID</td><td>12</td></tr><tr><td>D</td><td>46.5</td></tr><tr><td>FAM</td><td>034</td></tr><tr><td>CW/CCW</td><td>Horário</td></tr></table></div> <div>1.01.0958.0</div>	T	11	G	30	L	47	SPL	6	ID	12	D	46.5	FAM	034	CW/CCW	Horário
T	9																																																																						
G	29.64																																																																						
L	102																																																																						
SPL	-																																																																						
CT	40																																																																						
D	-																																																																						
FAM	124																																																																						
CW/CCW	Horário																																																																						
T	10																																																																						
G	40																																																																						
L	104																																																																						
SPL	18																																																																						
ID	17																																																																						
D	60																																																																						
FAM	041																																																																						
CW/CCW	Horário																																																																						
T	9																																																																						
G	29.6																																																																						
L	53.5																																																																						
SPL	5																																																																						
ID	11																																																																						
D	41.5																																																																						
FAM	034																																																																						
CW/CCW	Anti-horário																																																																						
T	11																																																																						
G	30																																																																						
L	47																																																																						
SPL	6																																																																						
ID	12																																																																						
D	46.5																																																																						
FAM	034																																																																						
CW/CCW	Horário																																																																						

T	G	L	SPL	ID	CT	D	FAM	CW/CCW
Nº de Dentes # Of Pinon Teeth # De Los Dientes Del Pinón	Ø Externo (mm) Pinon O.D. Piñon - Ø Externa	Comprimento Total (mm) Length Largo	Nº de Estrias # Of Splines # De Estriás	Ø da Bucha (mm) Pinon I.D. Pinón - Ø Interna	Nº Dentes Coroa # Barrel Gear Teeth # Dientes de la Corona	Ø da Capa (mm) Drive O.D. Ø Externa	Família Family Familia	Horário/Anti Horário Clockwise/Counter Clockwise Horario/Antihorario

<div>0970</div> <div></div> <div>APLICAÇÃO Application / Aplicación Pg. 151</div>	<div>1.01.0970.0</div> <table><tr><td>T</td><td>9</td></tr><tr><td>G</td><td>36.5</td></tr><tr><td>L</td><td>91</td></tr><tr><td>SPL</td><td>10</td></tr><tr><td>ID</td><td>14.3</td></tr><tr><td>D</td><td>60</td></tr><tr><td>FAM</td><td>015</td></tr><tr><td>CW/CCW</td><td>Horário</td></tr></table>	T	9	G	36.5	L	91	SPL	10	ID	14.3	D	60	FAM	015	CW/CCW	Horário	<div>0978</div> <div></div> <div>APLICAÇÃO Application / Aplicación Pg. 151</div>	<div>1.01.0978.0</div> <table><tr><td>T</td><td>10</td></tr><tr><td>G</td><td>40</td></tr><tr><td>L</td><td>61</td></tr><tr><td>SPL</td><td>10</td></tr><tr><td>ID</td><td>12</td></tr><tr><td>D</td><td>60</td></tr><tr><td>FAM</td><td>117</td></tr><tr><td>CW/CCW</td><td>Horário</td></tr></table>	T	10	G	40	L	61	SPL	10	ID	12	D	60	FAM	117	CW/CCW	Horário	<div>0985</div> <div></div> <div>APLICAÇÃO Application / Aplicación Pg. 151</div>	<div>1.01.0985.0</div> <table><tr><td>T</td><td>9</td></tr><tr><td>G</td><td>36.5</td></tr><tr><td>L</td><td>85.5</td></tr><tr><td>SPL</td><td>12</td></tr><tr><td>ID</td><td>14</td></tr><tr><td>D</td><td>60</td></tr><tr><td>FAM</td><td>043</td></tr><tr><td>CW/CCW</td><td>Horário</td></tr></table>	T	9	G	36.5	L	85.5	SPL	12	ID	14	D	60	FAM	043	CW/CCW	Horário	<div>0996</div> <div></div> <div>APLICAÇÃO Application / Aplicación Pg. 151</div>	<div>1.01.0996.0</div> <table><tr><td>T</td><td>10</td></tr><tr><td>G</td><td>32</td></tr><tr><td>L</td><td>64</td></tr><tr><td>SPL</td><td>10</td></tr><tr><td>ID</td><td>12</td></tr><tr><td>D</td><td>46.5</td></tr><tr><td>FAM</td><td>001</td></tr><tr><td>CW/CCW</td><td>Horário</td></tr></table>	T	10	G	32	L	64	SPL	10	ID	12	D	46.5	FAM	001	CW/CCW	Horário
T	9																																																																						
G	36.5																																																																						
L	91																																																																						
SPL	10																																																																						
ID	14.3																																																																						
D	60																																																																						
FAM	015																																																																						
CW/CCW	Horário																																																																						
T	10																																																																						
G	40																																																																						
L	61																																																																						
SPL	10																																																																						
ID	12																																																																						
D	60																																																																						
FAM	117																																																																						
CW/CCW	Horário																																																																						
T	9																																																																						
G	36.5																																																																						
L	85.5																																																																						
SPL	12																																																																						
ID	14																																																																						
D	60																																																																						
FAM	043																																																																						
CW/CCW	Horário																																																																						
T	10																																																																						
G	32																																																																						
L	64																																																																						
SPL	10																																																																						
ID	12																																																																						
D	46.5																																																																						
FAM	001																																																																						
CW/CCW	Horário																																																																						
<div>1013</div> <div></div> <div>APLICAÇÃO Application / Aplicación Pg. 151</div>	<div>1.01.1013.0</div> <table><tr><td>T</td><td>10</td></tr><tr><td>G</td><td>39.67</td></tr><tr><td>L</td><td>102</td></tr><tr><td>SPL</td><td>19</td></tr><tr><td>ID</td><td>15.9</td></tr><tr><td>D</td><td>58.4</td></tr><tr><td>FAM</td><td>051</td></tr><tr><td>CW/CCW</td><td>Horário</td></tr></table>	T	10	G	39.67	L	102	SPL	19	ID	15.9	D	58.4	FAM	051	CW/CCW	Horário	<div>1030</div> <div></div> <div>APLICAÇÃO Application / Aplicación Pg. 151</div>	<div>1.01.1030.0</div> <table><tr><td>T</td><td>11</td></tr><tr><td>G</td><td>29.5</td></tr><tr><td>L</td><td>49.5</td></tr><tr><td>SPL</td><td>10</td></tr><tr><td>ID</td><td>12</td></tr><tr><td>D</td><td>54.5</td></tr><tr><td>FAM</td><td>094</td></tr><tr><td>CW/CCW</td><td>Horário</td></tr></table>	T	11	G	29.5	L	49.5	SPL	10	ID	12	D	54.5	FAM	094	CW/CCW	Horário	<div>1038</div> <div></div> <div>APLICAÇÃO Application / Aplicación Pg. 151</div>	<div>1.01.1038.0</div> <table><tr><td>T</td><td>9</td></tr><tr><td>G</td><td>34.8</td></tr><tr><td>L</td><td>83</td></tr><tr><td>SPL</td><td>10</td></tr><tr><td>ID</td><td>14.3</td></tr><tr><td>D</td><td>60</td></tr><tr><td>FAM</td><td>082</td></tr><tr><td>CW/CCW</td><td>Horário</td></tr></table>	T	9	G	34.8	L	83	SPL	10	ID	14.3	D	60	FAM	082	CW/CCW	Horário	<div>1046</div> <div></div> <div>APLICAÇÃO Application / Aplicación Pg. 152</div>	<div>1.01.1046.0</div> <table><tr><td>T</td><td>20</td></tr><tr><td>G</td><td>14.7</td></tr><tr><td>L</td><td>126</td></tr><tr><td>SPL</td><td>10</td></tr><tr><td>ID</td><td>-</td></tr><tr><td>D</td><td>64.8</td></tr><tr><td>FAM</td><td>134</td></tr><tr><td>CW/CCW</td><td>Horário</td></tr></table>	T	20	G	14.7	L	126	SPL	10	ID	-	D	64.8	FAM	134	CW/CCW	Horário
T	10																																																																						
G	39.67																																																																						
L	102																																																																						
SPL	19																																																																						
ID	15.9																																																																						
D	58.4																																																																						
FAM	051																																																																						
CW/CCW	Horário																																																																						
T	11																																																																						
G	29.5																																																																						
L	49.5																																																																						
SPL	10																																																																						
ID	12																																																																						
D	54.5																																																																						
FAM	094																																																																						
CW/CCW	Horário																																																																						
T	9																																																																						
G	34.8																																																																						
L	83																																																																						
SPL	10																																																																						
ID	14.3																																																																						
D	60																																																																						
FAM	082																																																																						
CW/CCW	Horário																																																																						
T	20																																																																						
G	14.7																																																																						
L	126																																																																						
SPL	10																																																																						
ID	-																																																																						
D	64.8																																																																						
FAM	134																																																																						
CW/CCW	Horário																																																																						
<div>1059</div> <div></div> <div>APLICAÇÃO Application / Aplicación Pg. 152</div>	<div>1.01.1059.0</div> <table><tr><td>T</td><td>9</td></tr><tr><td>G</td><td>34.8</td></tr><tr><td>L</td><td>83</td></tr><tr><td>SPL</td><td>10</td></tr><tr><td>ID</td><td>14.3</td></tr><tr><td>D</td><td>60</td></tr><tr><td>FAM</td><td>029</td></tr><tr><td>CW/CCW</td><td>Horário</td></tr></table>	T	9	G	34.8	L	83	SPL	10	ID	14.3	D	60	FAM	029	CW/CCW	Horário	<div>1060</div> <div></div> <div>APLICAÇÃO Application / Aplicación Pg. 152</div>	<div>1.01.1060.0</div> <table><tr><td>T</td><td>10</td></tr><tr><td>G</td><td>40</td></tr><tr><td>L</td><td>85</td></tr><tr><td>SPL</td><td>10</td></tr><tr><td>ID</td><td>14.26</td></tr><tr><td>D</td><td>60</td></tr><tr><td>FAM</td><td>026</td></tr><tr><td>CW/CCW</td><td>Horário</td></tr></table>	T	10	G	40	L	85	SPL	10	ID	14.26	D	60	FAM	026	CW/CCW	Horário	<div>1065</div> <div></div> <div>APLICAÇÃO Application / Aplicación Pg. 152</div>	<div>1.01.1065.0</div> <table><tr><td>T</td><td>9</td></tr><tr><td>G</td><td>29.64</td></tr><tr><td>L</td><td>58.5</td></tr><tr><td>SPL</td><td>10</td></tr><tr><td>ID</td><td>12</td></tr><tr><td>D</td><td>46.5</td></tr><tr><td>FAM</td><td>100</td></tr><tr><td>CW/CCW</td><td>Anti-horário</td></tr></table>	T	9	G	29.64	L	58.5	SPL	10	ID	12	D	46.5	FAM	100	CW/CCW	Anti-horário	<div>1071</div> <div></div> <div>APLICAÇÃO Application / Aplicación Pg. 152</div>	<div>1.01.1071.0</div> <table><tr><td>T</td><td>10</td></tr><tr><td>G</td><td>27.5</td></tr><tr><td>L</td><td>58.5</td></tr><tr><td>SPL</td><td>10</td></tr><tr><td>ID</td><td>12</td></tr><tr><td>D</td><td>52.7</td></tr><tr><td>FAM</td><td>094</td></tr><tr><td>CW/CCW</td><td>Horário</td></tr></table>	T	10	G	27.5	L	58.5	SPL	10	ID	12	D	52.7	FAM	094	CW/CCW	Horário
T	9																																																																						
G	34.8																																																																						
L	83																																																																						
SPL	10																																																																						
ID	14.3																																																																						
D	60																																																																						
FAM	029																																																																						
CW/CCW	Horário																																																																						
T	10																																																																						
G	40																																																																						
L	85																																																																						
SPL	10																																																																						
ID	14.26																																																																						
D	60																																																																						
FAM	026																																																																						
CW/CCW	Horário																																																																						
T	9																																																																						
G	29.64																																																																						
L	58.5																																																																						
SPL	10																																																																						
ID	12																																																																						
D	46.5																																																																						
FAM	100																																																																						
CW/CCW	Anti-horário																																																																						
T	10																																																																						
G	27.5																																																																						
L	58.5																																																																						
SPL	10																																																																						
ID	12																																																																						
D	52.7																																																																						
FAM	094																																																																						
CW/CCW	Horário																																																																						
<div>1073</div> <div></div> <div>APLICAÇÃO Application / Aplicación Pg. 153</div>	<div>1.01.1073.0</div> <table><tr><td>T</td><td>9</td></tr><tr><td>G</td><td>34.8</td></tr><tr><td>L</td><td>83</td></tr><tr><td>SPL</td><td>10</td></tr><tr><td>ID</td><td>14.3</td></tr><tr><td>D</td><td>60</td></tr><tr><td>FAM</td><td>027</td></tr><tr><td>CW/CCW</td><td>Horário</td></tr></table>	T	9	G	34.8	L	83	SPL	10	ID	14.3	D	60	FAM	027	CW/CCW	Horário	<div>1076</div> <div></div> <div>APLICAÇÃO Application / Aplicación Pg. 153</div>	<div>1.01.1076.0</div> <table><tr><td>T</td><td>9</td></tr><tr><td>G</td><td>34.8</td></tr><tr><td>L</td><td>86.9</td></tr><tr><td>SPL</td><td>3</td></tr><tr><td>ID</td><td>14.29</td></tr><tr><td>D</td><td>54.5</td></tr><tr><td>FAM</td><td>021</td></tr><tr><td>CW/CCW</td><td>Horário</td></tr></table>	T	9	G	34.8	L	86.9	SPL	3	ID	14.29	D	54.5	FAM	021	CW/CCW	Horário	<div>1090</div> <div></div> <div>APLICAÇÃO Application / Aplicación Pg. 153</div>	<div>1.01.1090.0</div> <table><tr><td>T</td><td>10</td></tr><tr><td>G</td><td>32.1</td></tr><tr><td>L</td><td>80</td></tr><tr><td>SPL</td><td>10</td></tr><tr><td>ID</td><td>14</td></tr><tr><td>D</td><td>60</td></tr><tr><td>FAM</td><td>046</td></tr><tr><td>CW/CCW</td><td>Horário</td></tr></table>	T	10	G	32.1	L	80	SPL	10	ID	14	D	60	FAM	046	CW/CCW	Horário	<div>1112</div> <div></div> <div>APLICAÇÃO Application / Aplicación Pg. 153</div>	<div>1.01.1112.0</div> <table><tr><td>T</td><td>9</td></tr><tr><td>G</td><td>36.5</td></tr><tr><td>L</td><td>85.5</td></tr><tr><td>SPL</td><td>12</td></tr><tr><td>ID</td><td>14</td></tr><tr><td>D</td><td>60</td></tr><tr><td>FAM</td><td>043</td></tr><tr><td>CW/CCW</td><td>Horário</td></tr></table>	T	9	G	36.5	L	85.5	SPL	12	ID	14	D	60	FAM	043	CW/CCW	Horário
T	9																																																																						
G	34.8																																																																						
L	83																																																																						
SPL	10																																																																						
ID	14.3																																																																						
D	60																																																																						
FAM	027																																																																						
CW/CCW	Horário																																																																						
T	9																																																																						
G	34.8																																																																						
L	86.9																																																																						
SPL	3																																																																						
ID	14.29																																																																						
D	54.5																																																																						
FAM	021																																																																						
CW/CCW	Horário																																																																						
T	10																																																																						
G	32.1																																																																						
L	80																																																																						
SPL	10																																																																						
ID	14																																																																						
D	60																																																																						
FAM	046																																																																						
CW/CCW	Horário																																																																						
T	9																																																																						
G	36.5																																																																						
L	85.5																																																																						
SPL	12																																																																						
ID	14																																																																						
D	60																																																																						
FAM	043																																																																						
CW/CCW	Horário																																																																						



T	G	L	SPL	ID	CT	D	FAM	CW/CCW
Nº de Dentes # Of Pinon Teeth # De Los Dientes Del Pinón	ø Externo (mm) Pinon O.D. Piñon - ø Externa	Comprimento Total (mm) Length Largo	Nº de Estrias # Of Splines # De Estriás	ø da Bucha (mm) Pinon I.D. Pinón - ø Interna	Nº Dentes Coroa # Barrel Gear Teeth # Dientes de la Corona	ø da Capa (mm) Drive O.D. ø Externa	Família Family Familia	Horário/Anti Horário Clockwise/Counter Clockwise Horario/Antihorario

<div><div>1134</div><div></div><div>APLICAÇÃO Application / Aplicación Pg. 153</div></div>	<div><div>1.01.1134.0</div><div><div>T10</div><div>G27.94</div><div>L55</div><div>SPL9</div><div>ID12.1</div><div>D46.5</div><div>FAM117</div><div>CW/CCWHorário</div></div></div>	<div><div>1157</div><div></div><div>APLICAÇÃO Application / Aplicación Pg. 154</div></div>	<div><div>1.01.1157.0</div><div><div>T9</div><div>G34.8</div><div>L83</div><div>SPL10</div><div>ID14.3</div><div>D60</div><div>FAM094</div><div>CW/CCWHorário</div></div></div>	<div><div>1180</div><div></div><div>APLICAÇÃO Application / Aplicación Pg. 154</div></div>	<div><div>1.01.1180.0</div><div><div>T10</div><div>G27.5</div><div>L70.2</div><div>SPL10</div><div>ID12</div><div>D54.5</div><div>FAM015</div><div>CW/CCWHorário</div></div></div>	<div><div>1190</div><div></div><div>APLICAÇÃO Application / Aplicación Pg. 154</div></div>	<div><div>1.01.0491.1</div><div><div>T10</div><div>G40.4</div><div>L118</div><div>SPL19</div><div>ID20.7</div><div>D58.4</div><div>FAM051</div><div>CW/CCWHorário</div></div></div>
<div><div>1194</div><div></div><div>APLICAÇÃO Application / Aplicación Pg. 154</div></div>	<div><div>1.01.0629.1</div><div><div>T10</div><div>G32</div><div>L85</div><div>SPL12</div><div>ID14</div><div>D60</div><div>FAM029</div><div>CW/CCWHorário</div></div></div>	<div><div>1195</div><div></div><div>APLICAÇÃO Application / Aplicación Pg. 154</div></div>	<div><div>1.01.0649.1</div><div><div>T10</div><div>G40</div><div>L85</div><div>SPL12</div><div>ID14</div><div>D60</div><div>FAM029</div><div>CW/CCWHorário</div></div></div>	<div><div>1196</div><div></div><div>APLICAÇÃO Application / Aplicación Pg. 154</div></div>	<div><div>1.01.0650.1</div><div><div>T12</div><div>G46.3</div><div>L85</div><div>SPL12</div><div>ID14</div><div>D60</div><div>FAM029</div><div>CW/CCWHorário</div></div></div>	<div><div>1204</div><div></div><div>APLICAÇÃO Application / Aplicación Pg. 155</div></div>	<div><div>1.01.0778.1</div><div><div>T11</div><div>G56.7</div><div>L118</div><div>SPL19</div><div>ID19</div><div>D58.4</div><div>FAM051</div><div>CW/CCWHorário</div></div></div>
<div><div>1205</div><div></div><div>APLICAÇÃO Application / Aplicación Pg. 155</div></div>	<div><div>1.01.0780.1</div><div><div>T12</div><div>G46.3</div><div>L102</div><div>SPL19</div><div>ID15.9</div><div>D58.4</div><div>FAM051</div><div>CW/CCWHorário</div></div></div>	<div><div>1210</div><div></div><div>APLICAÇÃO Application / Aplicación Pg. 155</div></div>	<div><div>1.01.0870.1</div><div><div>T11</div><div>G56.7</div><div>L102</div><div>SPL19</div><div>ID15.9</div><div>D58.4</div><div>FAM051</div><div>CW/CCWHorário</div></div></div>	<div><div>1224</div><div></div><div>APLICAÇÃO Application / Aplicación Pg. 155</div></div>	<div><div>1.01.0620.2</div><div><div>T10</div><div>G27.9</div><div>L46.6</div><div>SPL12</div><div>ID12</div><div>D45.3</div><div>FAM115</div><div>CW/CCWHorário</div></div></div>	<div><div>1359</div><div></div><div>APLICAÇÃO Application / Aplicación Pg. 155</div></div>	<div><div>1.01.0024.4</div><div><div>T10</div><div>G40</div><div>L79.5</div><div>SPL6</div><div>ID14.3</div><div>D60</div><div>FAM020</div><div>CW/CCWHorário</div></div></div>
<div><div>1364</div><div></div><div>APLICAÇÃO Application / Aplicación Pg. 156</div></div>	<div><div>1.01.0105.4</div><div><div>T9</div><div>G34.8</div><div>L91</div><div>SPL10</div><div>ID14.3</div><div>D60</div><div>FAM014</div><div>CW/CCWHorário</div></div></div>	<div><div>1502</div><div></div><div>APLICAÇÃO Application / Aplicación Pg. 156</div></div>	<div><div>1.01.1502.0</div><div><div>T11</div><div>G41</div><div>L95.5</div><div>SPL12</div><div>ID14.26</div><div>D60</div><div>FAM040</div><div>CW/CCWHorário</div></div></div>	<div><div>1556</div><div></div><div>APLICAÇÃO Application / Aplicación Pg. 156</div></div>	<div><div>1.01.1556.0</div><div><div>T11</div><div>G34.8</div><div>L38.5</div><div>SPL10</div><div>ID12.51</div><div>D46.5</div><div>FAM117</div><div>CW/CCWHorário</div></div></div>	<div><div>1592</div><div></div><div>APLICAÇÃO Application / Aplicación Pg. 157</div></div>	<div><div>1.01.1592.0</div><div><div>T9</div><div>G29.64</div><div>L73.8</div><div>SPL8</div><div>ID10.69</div><div>D46.5</div><div>FAM111</div><div>CW/CCWHorário</div></div></div>



T	G	L	SPL	ID	CT	D	FAM	CW/CCW
Nº de Dentes # Of Pinon Teeth # De Los Dientes Del Pinón	Ø Externo (mm) Pinon O.D. Piñon - Ø Externa	Comprimento Total (mm) Length Largo	Nº de Estrias # Of Splines # De Estriás	Ø da Bucha (mm) Pinon I.D. Pinón - Ø Interna	Nº Dentes Coroa # Barrel Gear Teeth # Dientes de la Corona	Ø da Capa (mm) Drive O.D. Ø Externa	Família Family Familia	Horário/Anti Horário Clockwise/Counter Clockwise Horario/Antihorario

<div><div>1595</div><div></div><div>APLICAÇÃO Application / Aplicación Pg. 157</div></div>	<div><div>1.01.1595.0</div><div><table><tr><td>T</td><td>10</td></tr><tr><td>G</td><td>40</td></tr><tr><td>L</td><td>80</td></tr><tr><td>SPL</td><td>6</td></tr><tr><td>ID</td><td>15</td></tr><tr><td>D</td><td>60</td></tr><tr><td>FAM</td><td>046</td></tr><tr><td>CW/CCW</td><td>Horário</td></tr></table></div></div>	T	10	G	40	L	80	SPL	6	ID	15	D	60	FAM	046	CW/CCW	Horário	<div><div>1596</div><div></div><div>APLICAÇÃO Application / Aplicación Pg. 157</div></div>	<div><div>1.01.1596.0</div><div><table><tr><td>T</td><td>9</td></tr><tr><td>G</td><td>34.8</td></tr><tr><td>L</td><td>80</td></tr><tr><td>SPL</td><td>10</td></tr><tr><td>ID</td><td>14.01</td></tr><tr><td>D</td><td>60</td></tr><tr><td>FAM</td><td>046</td></tr><tr><td>CW/CCW</td><td>Horário</td></tr></table></div></div>	T	9	G	34.8	L	80	SPL	10	ID	14.01	D	60	FAM	046	CW/CCW	Horário	<div><div>1600</div><div></div><div>APLICAÇÃO Application / Aplicación Pg. 157</div></div>	<div><div>1.01.1600.0</div><div><table><tr><td>T</td><td>10</td></tr><tr><td>G</td><td>40</td></tr><tr><td>L</td><td>82</td></tr><tr><td>SPL</td><td>10</td></tr><tr><td>ID</td><td>14.26</td></tr><tr><td>D</td><td>60</td></tr><tr><td>FAM</td><td>027</td></tr><tr><td>CW/CCW</td><td>Horário</td></tr></table></div></div>	T	10	G	40	L	82	SPL	10	ID	14.26	D	60	FAM	027	CW/CCW	Horário	<div><div>1602</div><div></div><div>APLICAÇÃO Application / Aplicación Pg. 158</div></div>	<div><div>1.01.1602.0</div><div><table><tr><td>T</td><td>10</td></tr><tr><td>G</td><td>40</td></tr><tr><td>L</td><td>60.5</td></tr><tr><td>SPL</td><td>10</td></tr><tr><td>ID</td><td>14.06</td></tr><tr><td>D</td><td>60</td></tr><tr><td>FAM</td><td>046</td></tr><tr><td>CW/CCW</td><td>Horário</td></tr></table></div></div>	T	10	G	40	L	60.5	SPL	10	ID	14.06	D	60	FAM	046	CW/CCW	Horário
T	10																																																																						
G	40																																																																						
L	80																																																																						
SPL	6																																																																						
ID	15																																																																						
D	60																																																																						
FAM	046																																																																						
CW/CCW	Horário																																																																						
T	9																																																																						
G	34.8																																																																						
L	80																																																																						
SPL	10																																																																						
ID	14.01																																																																						
D	60																																																																						
FAM	046																																																																						
CW/CCW	Horário																																																																						
T	10																																																																						
G	40																																																																						
L	82																																																																						
SPL	10																																																																						
ID	14.26																																																																						
D	60																																																																						
FAM	027																																																																						
CW/CCW	Horário																																																																						
T	10																																																																						
G	40																																																																						
L	60.5																																																																						
SPL	10																																																																						
ID	14.06																																																																						
D	60																																																																						
FAM	046																																																																						
CW/CCW	Horário																																																																						
<div><div>1603</div><div></div><div>APLICAÇÃO Application / Aplicación Pg. 158</div></div>	<div><div>1.01.1603.0</div><div><table><tr><td>T</td><td>12</td></tr><tr><td>G</td><td>46.3</td></tr><tr><td>L</td><td>76</td></tr><tr><td>SPL</td><td>6</td></tr><tr><td>ID</td><td>15</td></tr><tr><td>D</td><td>60</td></tr><tr><td>FAM</td><td>046</td></tr><tr><td>CW/CCW</td><td>Horário</td></tr></table></div></div>	T	12	G	46.3	L	76	SPL	6	ID	15	D	60	FAM	046	CW/CCW	Horário	<div><div>1604</div><div></div><div>APLICAÇÃO Application / Aplicación Pg. 158</div></div>	<div><div>1.01.1604.0</div><div><table><tr><td>T</td><td>10</td></tr><tr><td>G</td><td>32</td></tr><tr><td>L</td><td>77</td></tr><tr><td>SPL</td><td>6</td></tr><tr><td>ID</td><td>15</td></tr><tr><td>D</td><td>60</td></tr><tr><td>FAM</td><td>046</td></tr><tr><td>CW/CCW</td><td>Horário</td></tr></table></div></div>	T	10	G	32	L	77	SPL	6	ID	15	D	60	FAM	046	CW/CCW	Horário	<div><div>1616</div><div></div><div>APLICAÇÃO Application / Aplicación Pg. 158</div></div>	<div><div>1.01.1616.0</div><div><table><tr><td>T</td><td>10</td></tr><tr><td>G</td><td>39.5</td></tr><tr><td>L</td><td>77</td></tr><tr><td>SPL</td><td>10</td></tr><tr><td>ID</td><td>14.3</td></tr><tr><td>D</td><td>60</td></tr><tr><td>FAM</td><td>015</td></tr><tr><td>CW/CCW</td><td>Horário</td></tr></table></div></div>	T	10	G	39.5	L	77	SPL	10	ID	14.3	D	60	FAM	015	CW/CCW	Horário	<div><div>1621</div><div></div><div>APLICAÇÃO Application / Aplicación Pg. 159</div></div>	<div><div>1.01.1621.0</div><div><table><tr><td>T</td><td>13</td></tr><tr><td>G</td><td>46</td></tr><tr><td>L</td><td>55</td></tr><tr><td>SPL</td><td>9</td></tr><tr><td>ID</td><td>12.06</td></tr><tr><td>D</td><td>46.6</td></tr><tr><td>FAM</td><td>117</td></tr><tr><td>CW/CCW</td><td>Anti-horário</td></tr></table></div></div>	T	13	G	46	L	55	SPL	9	ID	12.06	D	46.6	FAM	117	CW/CCW	Anti-horário
T	12																																																																						
G	46.3																																																																						
L	76																																																																						
SPL	6																																																																						
ID	15																																																																						
D	60																																																																						
FAM	046																																																																						
CW/CCW	Horário																																																																						
T	10																																																																						
G	32																																																																						
L	77																																																																						
SPL	6																																																																						
ID	15																																																																						
D	60																																																																						
FAM	046																																																																						
CW/CCW	Horário																																																																						
T	10																																																																						
G	39.5																																																																						
L	77																																																																						
SPL	10																																																																						
ID	14.3																																																																						
D	60																																																																						
FAM	015																																																																						
CW/CCW	Horário																																																																						
T	13																																																																						
G	46																																																																						
L	55																																																																						
SPL	9																																																																						
ID	12.06																																																																						
D	46.6																																																																						
FAM	117																																																																						
CW/CCW	Anti-horário																																																																						
<div><div>1622</div><div></div><div>APLICAÇÃO Application / Aplicación Pg. 159</div></div>	<div><div>1.01.1622.0</div><div><table><tr><td>T</td><td>10</td></tr><tr><td>G</td><td>40</td></tr><tr><td>L</td><td>74</td></tr><tr><td>SPL</td><td>10</td></tr><tr><td>ID</td><td>14.1</td></tr><tr><td>D</td><td>60</td></tr><tr><td>FAM</td><td>046</td></tr><tr><td>CW/CCW</td><td>Horário</td></tr></table></div></div>	T	10	G	40	L	74	SPL	10	ID	14.1	D	60	FAM	046	CW/CCW	Horário	<div><div>1624</div><div></div><div>APLICAÇÃO Application / Aplicación Pg. 159</div></div>	<div><div>1.01.1624.0</div><div><table><tr><td>T</td><td>9</td></tr><tr><td>G</td><td>34.8</td></tr><tr><td>L</td><td>76</td></tr><tr><td>SPL</td><td>10</td></tr><tr><td>ID</td><td>14.26</td></tr><tr><td>D</td><td>60</td></tr><tr><td>FAM</td><td>094</td></tr><tr><td>CW/CCW</td><td>Horário</td></tr></table></div></div>	T	9	G	34.8	L	76	SPL	10	ID	14.26	D	60	FAM	094	CW/CCW	Horário	<div><div>1631</div><div></div><div>APLICAÇÃO Application / Aplicación Pg. 159</div></div>	<div><div>1.01.1631.0</div><div><table><tr><td>T</td><td>10</td></tr><tr><td>G</td><td>33</td></tr><tr><td>L</td><td>60</td></tr><tr><td>SPL</td><td>10</td></tr><tr><td>ID</td><td>12</td></tr><tr><td>D</td><td>53.5</td></tr><tr><td>FAM</td><td>094</td></tr><tr><td>CW/CCW</td><td>Horário</td></tr></table></div></div>	T	10	G	33	L	60	SPL	10	ID	12	D	53.5	FAM	094	CW/CCW	Horário	<div><div>1633</div><div></div><div>APLICAÇÃO Application / Aplicación Pg. 159</div></div>	<div><div>1.01.1633.0</div><div><table><tr><td>T</td><td>11</td></tr><tr><td>G</td><td>41</td></tr><tr><td>L</td><td>74</td></tr><tr><td>SPL</td><td>10</td></tr><tr><td>ID</td><td>14.26</td></tr><tr><td>D</td><td>60</td></tr><tr><td>FAM</td><td>082</td></tr><tr><td>CW/CCW</td><td>Horário</td></tr></table></div></div>	T	11	G	41	L	74	SPL	10	ID	14.26	D	60	FAM	082	CW/CCW	Horário
T	10																																																																						
G	40																																																																						
L	74																																																																						
SPL	10																																																																						
ID	14.1																																																																						
D	60																																																																						
FAM	046																																																																						
CW/CCW	Horário																																																																						
T	9																																																																						
G	34.8																																																																						
L	76																																																																						
SPL	10																																																																						
ID	14.26																																																																						
D	60																																																																						
FAM	094																																																																						
CW/CCW	Horário																																																																						
T	10																																																																						
G	33																																																																						
L	60																																																																						
SPL	10																																																																						
ID	12																																																																						
D	53.5																																																																						
FAM	094																																																																						
CW/CCW	Horário																																																																						
T	11																																																																						
G	41																																																																						
L	74																																																																						
SPL	10																																																																						
ID	14.26																																																																						
D	60																																																																						
FAM	082																																																																						
CW/CCW	Horário																																																																						
<div><div>1635</div><div></div><div>APLICAÇÃO Application / Aplicación Pg. 159</div></div>	<div><div>1.01.1635.0</div><div><table><tr><td>T</td><td>9</td></tr><tr><td>G</td><td>37.18</td></tr><tr><td>L</td><td>60.9</td></tr><tr><td>SPL</td><td>10</td></tr><tr><td>ID</td><td>12.06</td></tr><tr><td>D</td><td>60</td></tr><tr><td>FAM</td><td>046</td></tr><tr><td>CW/CCW</td><td>Horário</td></tr></table></div></div>	T	9	G	37.18	L	60.9	SPL	10	ID	12.06	D	60	FAM	046	CW/CCW	Horário	<div><div>1636</div><div></div><div>APLICAÇÃO Application / Aplicación Pg. 160</div></div>	<div><div>1.01.1636.0</div><div><table><tr><td>T</td><td>9</td></tr><tr><td>G</td><td>34.8</td></tr><tr><td>L</td><td>55</td></tr><tr><td>SPL</td><td>9</td></tr><tr><td>ID</td><td>12.06</td></tr><tr><td>D</td><td>46.5</td></tr><tr><td>FAM</td><td>117</td></tr><tr><td>CW/CCW</td><td>Horário</td></tr></table></div></div>	T	9	G	34.8	L	55	SPL	9	ID	12.06	D	46.5	FAM	117	CW/CCW	Horário	<div><div>1637</div><div></div><div>APLICAÇÃO Application / Aplicación Pg. 160</div></div>	<div><div>1.01.1637.0</div><div><table><tr><td>T</td><td>10</td></tr><tr><td>G</td><td>40</td></tr><tr><td>L</td><td>80</td></tr><tr><td>SPL</td><td>10</td></tr><tr><td>ID</td><td>14.01</td></tr><tr><td>D</td><td>60.4</td></tr><tr><td>FAM</td><td>046</td></tr><tr><td>CW/CCW</td><td>Horário</td></tr></table></div></div>	T	10	G	40	L	80	SPL	10	ID	14.01	D	60.4	FAM	046	CW/CCW	Horário	<div><div>1638</div><div></div><div>APLICAÇÃO Application / Aplicación Pg. 160</div></div>	<div><div>1.01.1638.0</div><div><table><tr><td>T</td><td>9</td></tr><tr><td>G</td><td>34.8</td></tr><tr><td>L</td><td>69.5</td></tr><tr><td>SPL</td><td>10</td></tr><tr><td>ID</td><td>12</td></tr><tr><td>D</td><td>52.7</td></tr><tr><td>FAM</td><td>094</td></tr><tr><td>CW/CCW</td><td>Horário</td></tr></table></div></div>	T	9	G	34.8	L	69.5	SPL	10	ID	12	D	52.7	FAM	094	CW/CCW	Horário
T	9																																																																						
G	37.18																																																																						
L	60.9																																																																						
SPL	10																																																																						
ID	12.06																																																																						
D	60																																																																						
FAM	046																																																																						
CW/CCW	Horário																																																																						
T	9																																																																						
G	34.8																																																																						
L	55																																																																						
SPL	9																																																																						
ID	12.06																																																																						
D	46.5																																																																						
FAM	117																																																																						
CW/CCW	Horário																																																																						
T	10																																																																						
G	40																																																																						
L	80																																																																						
SPL	10																																																																						
ID	14.01																																																																						
D	60.4																																																																						
FAM	046																																																																						
CW/CCW	Horário																																																																						
T	9																																																																						
G	34.8																																																																						
L	69.5																																																																						
SPL	10																																																																						
ID	12																																																																						
D	52.7																																																																						
FAM	094																																																																						
CW/CCW	Horário																																																																						

T	G	L	SPL	ID	CT	D	FAM	CW/CCW
Nº de Dentes # Of Pinon Teeth # De Los Dientes Del Pinón	Ø Externo (mm) Pinon O.D. Piñon - Ø Externa	Comprimento Total (mm) Length Largo	Nº de Estrias # Of Splines # De Estriás	Ø da Bucha (mm) Pinon I.D. Pinón - Ø Interna	Nº Dentes Coroa # Barrel Gear Teeth # Dientes de la Corona	Ø da Capa (mm) Drive O.D. Ø Externa	Família Family Familia	Horário/Anti Horário Clockwise/Counter Clockwise Horario/Antihorario

<div>1647</div> <div></div> <div>APLICAÇÃO Application / Aplicación Pg. 160</div>	<div>1.01.1647.0</div> <table><tr><td>T</td><td>10</td></tr><tr><td>G</td><td>32.1</td></tr><tr><td>L</td><td>117.4</td></tr><tr><td>SPL</td><td>6</td></tr><tr><td>ID</td><td>12.06</td></tr><tr><td>D</td><td>59</td></tr><tr><td>FAM</td><td>141</td></tr><tr><td>CW/CCW</td><td>Horário</td></tr></table>	T	10	G	32.1	L	117.4	SPL	6	ID	12.06	D	59	FAM	141	CW/CCW	Horário	<div>1655</div> <div></div> <div>APLICAÇÃO Application / Aplicación Pg. 160</div>	<div>1.01.1655.0</div> <table><tr><td>T</td><td>10</td></tr><tr><td>G</td><td>27.94</td></tr><tr><td>L</td><td>105.5</td></tr><tr><td>SPL</td><td>16</td></tr><tr><td>ID</td><td>12</td></tr><tr><td>D</td><td>54.5</td></tr><tr><td>FAM</td><td>079</td></tr><tr><td>CW/CCW</td><td>Anti-horário</td></tr></table>	T	10	G	27.94	L	105.5	SPL	16	ID	12	D	54.5	FAM	079	CW/CCW	Anti-horário	<div>1656</div> <div></div> <div>APLICAÇÃO Application / Aplicación Pg. 160</div>	<div>1.01.1656.0</div> <table><tr><td>T</td><td>9</td></tr><tr><td>G</td><td>36.3</td></tr><tr><td>L</td><td>37.5</td></tr><tr><td>SPL</td><td>6</td></tr><tr><td>ID</td><td>13.1</td></tr><tr><td>D</td><td>39.5</td></tr><tr><td>FAM</td><td>042</td></tr><tr><td>CW/CCW</td><td>Anti-horário</td></tr></table>	T	9	G	36.3	L	37.5	SPL	6	ID	13.1	D	39.5	FAM	042	CW/CCW	Anti-horário	<div>1678</div> <div></div> <div>APLICAÇÃO Application / Aplicación Pg. 161</div>	<div>1.01.1678.0</div> <table><tr><td>T</td><td>10</td></tr><tr><td>G</td><td>40</td></tr><tr><td>L</td><td>81.8</td></tr><tr><td>SPL</td><td>10</td></tr><tr><td>ID</td><td>14.26</td></tr><tr><td>D</td><td>60.4</td></tr><tr><td>FAM</td><td>091</td></tr><tr><td>CW/CCW</td><td>Horário</td></tr></table>	T	10	G	40	L	81.8	SPL	10	ID	14.26	D	60.4	FAM	091	CW/CCW	Horário
T	10																																																																						
G	32.1																																																																						
L	117.4																																																																						
SPL	6																																																																						
ID	12.06																																																																						
D	59																																																																						
FAM	141																																																																						
CW/CCW	Horário																																																																						
T	10																																																																						
G	27.94																																																																						
L	105.5																																																																						
SPL	16																																																																						
ID	12																																																																						
D	54.5																																																																						
FAM	079																																																																						
CW/CCW	Anti-horário																																																																						
T	9																																																																						
G	36.3																																																																						
L	37.5																																																																						
SPL	6																																																																						
ID	13.1																																																																						
D	39.5																																																																						
FAM	042																																																																						
CW/CCW	Anti-horário																																																																						
T	10																																																																						
G	40																																																																						
L	81.8																																																																						
SPL	10																																																																						
ID	14.26																																																																						
D	60.4																																																																						
FAM	091																																																																						
CW/CCW	Horário																																																																						
<div>1679</div> <div></div> <div>APLICAÇÃO Application / Aplicación Pg. 161</div>	<div>1.01.1679.0</div> <table><tr><td>T</td><td>21</td></tr><tr><td>G</td><td>16.5</td></tr><tr><td>L</td><td>131.3</td></tr><tr><td>SPL</td><td>7</td></tr><tr><td>ID</td><td>-</td></tr><tr><td>D</td><td>60</td></tr><tr><td>FAM</td><td>128</td></tr><tr><td>CW/CCW</td><td>Horário</td></tr></table>	T	21	G	16.5	L	131.3	SPL	7	ID	-	D	60	FAM	128	CW/CCW	Horário	<div>1690</div> <div></div> <div>APLICAÇÃO Application / Aplicación Pg. 162</div>	<div>1.01.1690.0</div> <table><tr><td>T</td><td>10</td></tr><tr><td>G</td><td>40</td></tr><tr><td>L</td><td>59.4</td></tr><tr><td>SPL</td><td>10</td></tr><tr><td>ID</td><td>12</td></tr><tr><td>D</td><td>52.9</td></tr><tr><td>FAM</td><td>094</td></tr><tr><td>CW/CCW</td><td>Horário</td></tr></table>	T	10	G	40	L	59.4	SPL	10	ID	12	D	52.9	FAM	094	CW/CCW	Horário	<div>1693</div> <div></div> <div>APLICAÇÃO Application / Aplicación Pg. 162</div>	<div>1.01.1693.0</div> <table><tr><td>T</td><td>10</td></tr><tr><td>G</td><td>40.4</td></tr><tr><td>L</td><td>72.7</td></tr><tr><td>SPL</td><td>10</td></tr><tr><td>ID</td><td>12.06</td></tr><tr><td>D</td><td>60.4</td></tr><tr><td>FAM</td><td>130</td></tr><tr><td>CW/CCW</td><td>Horário</td></tr></table>	T	10	G	40.4	L	72.7	SPL	10	ID	12.06	D	60.4	FAM	130	CW/CCW	Horário	<div>1698</div> <div></div> <div>APLICAÇÃO Application / Aplicación Pg. 162</div>	<div>1.01.1698.0</div> <table><tr><td>T</td><td>11</td></tr><tr><td>G</td><td>41</td></tr><tr><td>L</td><td>81.8</td></tr><tr><td>SPL</td><td>10</td></tr><tr><td>ID</td><td>14.26</td></tr><tr><td>D</td><td>60.4</td></tr><tr><td>FAM</td><td>091</td></tr><tr><td>CW/CCW</td><td>Horário</td></tr></table>	T	11	G	41	L	81.8	SPL	10	ID	14.26	D	60.4	FAM	091	CW/CCW	Horário
T	21																																																																						
G	16.5																																																																						
L	131.3																																																																						
SPL	7																																																																						
ID	-																																																																						
D	60																																																																						
FAM	128																																																																						
CW/CCW	Horário																																																																						
T	10																																																																						
G	40																																																																						
L	59.4																																																																						
SPL	10																																																																						
ID	12																																																																						
D	52.9																																																																						
FAM	094																																																																						
CW/CCW	Horário																																																																						
T	10																																																																						
G	40.4																																																																						
L	72.7																																																																						
SPL	10																																																																						
ID	12.06																																																																						
D	60.4																																																																						
FAM	130																																																																						
CW/CCW	Horário																																																																						
T	11																																																																						
G	41																																																																						
L	81.8																																																																						
SPL	10																																																																						
ID	14.26																																																																						
D	60.4																																																																						
FAM	091																																																																						
CW/CCW	Horário																																																																						
<div>1699</div> <div></div> <div>APLICAÇÃO Application / Aplicación Pg. 162</div>	<div>1.01.1699.0</div> <table><tr><td>T</td><td>9</td></tr><tr><td>G</td><td>34.8</td></tr><tr><td>L</td><td>75.9</td></tr><tr><td>SPL</td><td>14</td></tr><tr><td>ID</td><td>14.26</td></tr><tr><td>D</td><td>60.4</td></tr><tr><td>FAM</td><td>091</td></tr><tr><td>CW/CCW</td><td>Horário</td></tr></table>	T	9	G	34.8	L	75.9	SPL	14	ID	14.26	D	60.4	FAM	091	CW/CCW	Horário	<div>1700</div> <div></div> <div>APLICAÇÃO Application / Aplicación Pg. 163</div>	<div>1.01.1700.0</div> <table><tr><td>T</td><td>10</td></tr><tr><td>G</td><td>39.3</td></tr><tr><td>L</td><td>75.6</td></tr><tr><td>SPL</td><td>14</td></tr><tr><td>ID</td><td>14.26</td></tr><tr><td>D</td><td>60.4</td></tr><tr><td>FAM</td><td>091</td></tr><tr><td>CW/CCW</td><td>Horário</td></tr></table>	T	10	G	39.3	L	75.6	SPL	14	ID	14.26	D	60.4	FAM	091	CW/CCW	Horário	<div>1701</div> <div></div> <div>APLICAÇÃO Application / Aplicación Pg. 163</div>	<div>1.01.1701.0</div> <table><tr><td>T</td><td>10</td></tr><tr><td>G</td><td>40</td></tr><tr><td>L</td><td>85.6</td></tr><tr><td>SPL</td><td>14</td></tr><tr><td>ID</td><td>14.26</td></tr><tr><td>D</td><td>60.4</td></tr><tr><td>FAM</td><td>091</td></tr><tr><td>CW/CCW</td><td>Horário</td></tr></table>	T	10	G	40	L	85.6	SPL	14	ID	14.26	D	60.4	FAM	091	CW/CCW	Horário	<div>1709</div> <div></div> <div>APLICAÇÃO Application / Aplicación Pg. 163</div>	<div>1.01.1709.0</div> <table><tr><td>T</td><td>10</td></tr><tr><td>G</td><td>32</td></tr><tr><td>L</td><td>75.9</td></tr><tr><td>SPL</td><td>14</td></tr><tr><td>ID</td><td>14.26</td></tr><tr><td>D</td><td>60.4</td></tr><tr><td>FAM</td><td>091</td></tr><tr><td>CW/CCW</td><td>Horário</td></tr></table>	T	10	G	32	L	75.9	SPL	14	ID	14.26	D	60.4	FAM	091	CW/CCW	Horário
T	9																																																																						
G	34.8																																																																						
L	75.9																																																																						
SPL	14																																																																						
ID	14.26																																																																						
D	60.4																																																																						
FAM	091																																																																						
CW/CCW	Horário																																																																						
T	10																																																																						
G	39.3																																																																						
L	75.6																																																																						
SPL	14																																																																						
ID	14.26																																																																						
D	60.4																																																																						
FAM	091																																																																						
CW/CCW	Horário																																																																						
T	10																																																																						
G	40																																																																						
L	85.6																																																																						
SPL	14																																																																						
ID	14.26																																																																						
D	60.4																																																																						
FAM	091																																																																						
CW/CCW	Horário																																																																						
T	10																																																																						
G	32																																																																						
L	75.9																																																																						
SPL	14																																																																						
ID	14.26																																																																						
D	60.4																																																																						
FAM	091																																																																						
CW/CCW	Horário																																																																						
<div>1711</div> <div></div> <div>APLICAÇÃO Application / Aplicación Pg. 163</div>	<div>1.01.1711.0</div> <table><tr><td>T</td><td>9</td></tr><tr><td>G</td><td>33.8</td></tr><tr><td>L</td><td>87.2</td></tr><tr><td>SPL</td><td>6</td></tr><tr><td>ID</td><td>14.01</td></tr><tr><td>D</td><td>60.5</td></tr><tr><td>FAM</td><td>017</td></tr><tr><td>CW/CCW</td><td>Horário</td></tr></table>	T	9	G	33.8	L	87.2	SPL	6	ID	14.01	D	60.5	FAM	017	CW/CCW	Horário	<div>1713</div> <div></div> <div>APLICAÇÃO Application / Aplicación Pg. 163</div>	<div>1.01.1713.0</div> <table><tr><td>T</td><td>13</td></tr><tr><td>G</td><td>46</td></tr><tr><td>L</td><td>54.9</td></tr><tr><td>SPL</td><td>9</td></tr><tr><td>ID</td><td>12.06</td></tr><tr><td>D</td><td>46.6</td></tr><tr><td>FAM</td><td>117</td></tr><tr><td>CW/CCW</td><td>Horário</td></tr></table>	T	13	G	46	L	54.9	SPL	9	ID	12.06	D	46.6	FAM	117	CW/CCW	Horário	<div>1719</div> <div></div> <div>APLICAÇÃO Application / Aplicación Pg. 164</div>	<div>1.01.1719.0</div> <table><tr><td>T</td><td>10</td></tr><tr><td>G</td><td>40</td></tr><tr><td>L</td><td>74.9</td></tr><tr><td>SPL</td><td>6</td></tr><tr><td>ID</td><td>15</td></tr><tr><td>D</td><td>59.5</td></tr><tr><td>FAM</td><td>046</td></tr><tr><td>CW/CCW</td><td>Horário</td></tr></table>	T	10	G	40	L	74.9	SPL	6	ID	15	D	59.5	FAM	046	CW/CCW	Horário	<div>1722</div> <div></div> <div>APLICAÇÃO Application / Aplicación Pg. 164</div>	<div>1.01.1722.0</div> <table><tr><td>T</td><td>18</td></tr><tr><td>G</td><td>12.7</td></tr><tr><td>L</td><td>102</td></tr><tr><td>SPL</td><td>-</td></tr><tr><td>CT</td><td>40</td></tr><tr><td>D</td><td>-</td></tr><tr><td>FAM</td><td>124</td></tr><tr><td>CW/CCW</td><td>Horário</td></tr></table>	T	18	G	12.7	L	102	SPL	-	CT	40	D	-	FAM	124	CW/CCW	Horário
T	9																																																																						
G	33.8																																																																						
L	87.2																																																																						
SPL	6																																																																						
ID	14.01																																																																						
D	60.5																																																																						
FAM	017																																																																						
CW/CCW	Horário																																																																						
T	13																																																																						
G	46																																																																						
L	54.9																																																																						
SPL	9																																																																						
ID	12.06																																																																						
D	46.6																																																																						
FAM	117																																																																						
CW/CCW	Horário																																																																						
T	10																																																																						
G	40																																																																						
L	74.9																																																																						
SPL	6																																																																						
ID	15																																																																						
D	59.5																																																																						
FAM	046																																																																						
CW/CCW	Horário																																																																						
T	18																																																																						
G	12.7																																																																						
L	102																																																																						
SPL	-																																																																						
CT	40																																																																						
D	-																																																																						
FAM	124																																																																						
CW/CCW	Horário																																																																						

T	G	L	SPL	ID	CT	D	FAM	CW/CCW
Nº de Dentes # Of Pinon Teeth # De Los Dientes Del Pinón	Ø Externo (mm) Pinon O.D. Piñon - Ø Externa	Comprimento Total (mm) Length Largo	Nº de Estrias # Of Splines # De Estriás	Ø da Bucha (mm) Pinon I.D. Pinón - Ø Interna	Nº Dentes Coroa # Barrel Gear Teeth # Dientes de la Corona	Ø da Capa (mm) Drive O.D. Ø Externa	Família Family Familia	Horário/Anti Horário Clockwise/Counter Clockwise Horario/Antihorario

<div><div>1726</div><div></div><div>APLICAÇÃO Application / Aplicación Pg. 164</div></div> <div><div>1.01.1726.0</div><div><table><tr><td>T</td><td>11</td></tr><tr><td>G</td><td>41</td></tr><tr><td>L</td><td>80.4</td></tr><tr><td>SPL</td><td>6</td></tr><tr><td>ID</td><td>15</td></tr><tr><td>D</td><td>59.5</td></tr><tr><td>FAM</td><td>046</td></tr><tr><td>CW/CCW</td><td>Horário</td></tr></table></div></div>	T	11	G	41	L	80.4	SPL	6	ID	15	D	59.5	FAM	046	CW/CCW	Horário	<div><div>1733</div><div></div><div>APLICAÇÃO Application / Aplicación Pg. 164</div></div> <div><div>1.01.1733.0</div><div><table><tr><td>T</td><td>11</td></tr><tr><td>G</td><td>39.67</td></tr><tr><td>L</td><td>74</td></tr><tr><td>SPL</td><td>10</td></tr><tr><td>ID</td><td>14.01</td></tr><tr><td>D</td><td>60.5</td></tr><tr><td>FAM</td><td>046</td></tr><tr><td>CW/CCW</td><td>Horário</td></tr></table></div></div>	T	11	G	39.67	L	74	SPL	10	ID	14.01	D	60.5	FAM	046	CW/CCW	Horário	<div><div>1744</div><div></div><div>APLICAÇÃO Application / Aplicación Pg. 164</div></div> <div><div>1.01.1744.0</div><div><table><tr><td>T</td><td>11</td></tr><tr><td>G</td><td>39.67</td></tr><tr><td>L</td><td>62</td></tr><tr><td>SPL</td><td>5</td></tr><tr><td>ID</td><td>12.51</td></tr><tr><td>D</td><td>46.6</td></tr><tr><td>FAM</td><td>047</td></tr><tr><td>CW/CCW</td><td>Horário</td></tr></table></div></div>	T	11	G	39.67	L	62	SPL	5	ID	12.51	D	46.6	FAM	047	CW/CCW	Horário	<div><div>1751</div><div></div><div>APLICAÇÃO Application / Aplicación Pg. 165</div></div> <div><div>1.01.1751.0</div><div><table><tr><td>T</td><td>9</td></tr><tr><td>G</td><td>34.8</td></tr><tr><td>L</td><td>82.2</td></tr><tr><td>SPL</td><td>6</td></tr><tr><td>ID</td><td>14.15</td></tr><tr><td>D</td><td>60.4</td></tr><tr><td>FAM</td><td>091</td></tr><tr><td>CW/CCW</td><td>Horário</td></tr></table></div></div>	T	9	G	34.8	L	82.2	SPL	6	ID	14.15	D	60.4	FAM	091	CW/CCW	Horário
T	11																																																																		
G	41																																																																		
L	80.4																																																																		
SPL	6																																																																		
ID	15																																																																		
D	59.5																																																																		
FAM	046																																																																		
CW/CCW	Horário																																																																		
T	11																																																																		
G	39.67																																																																		
L	74																																																																		
SPL	10																																																																		
ID	14.01																																																																		
D	60.5																																																																		
FAM	046																																																																		
CW/CCW	Horário																																																																		
T	11																																																																		
G	39.67																																																																		
L	62																																																																		
SPL	5																																																																		
ID	12.51																																																																		
D	46.6																																																																		
FAM	047																																																																		
CW/CCW	Horário																																																																		
T	9																																																																		
G	34.8																																																																		
L	82.2																																																																		
SPL	6																																																																		
ID	14.15																																																																		
D	60.4																																																																		
FAM	091																																																																		
CW/CCW	Horário																																																																		
<div><div>1753</div><div></div><div>APLICAÇÃO Application / Aplicación Pg. 165</div></div> <div><div>1.01.1753.0</div><div><table><tr><td>T</td><td>11</td></tr><tr><td>G</td><td>39.67</td></tr><tr><td>L</td><td>55.4</td></tr><tr><td>SPL</td><td>3</td></tr><tr><td>ID</td><td>12.65</td></tr><tr><td>D</td><td>46.5</td></tr><tr><td>FAM</td><td>016</td></tr><tr><td>CW/CCW</td><td>Horário</td></tr></table></div></div>	T	11	G	39.67	L	55.4	SPL	3	ID	12.65	D	46.5	FAM	016	CW/CCW	Horário	<div><div>1754</div><div></div><div>APLICAÇÃO Application / Aplicación Pg. 165</div></div> <div><div>1.01.1754.0</div><div><table><tr><td>T</td><td>10</td></tr><tr><td>G</td><td>31.8</td></tr><tr><td>L</td><td>115.5</td></tr><tr><td>SPL</td><td>14</td></tr><tr><td>ID</td><td>12</td></tr><tr><td>D</td><td>59.5</td></tr><tr><td>FAM</td><td>091</td></tr><tr><td>CW/CCW</td><td>Horário</td></tr></table></div></div>	T	10	G	31.8	L	115.5	SPL	14	ID	12	D	59.5	FAM	091	CW/CCW	Horário	<div><div>1772</div><div></div><div>APLICAÇÃO Application / Aplicación Pg. 165</div></div> <div><div>1.01.1772.0</div><div><table><tr><td>T</td><td>10</td></tr><tr><td>G</td><td>39.67</td></tr><tr><td>L</td><td>76</td></tr><tr><td>SPL</td><td>10</td></tr><tr><td>ID</td><td>14.29</td></tr><tr><td>D</td><td>59.5</td></tr><tr><td>FAM</td><td>094</td></tr><tr><td>CW/CCW</td><td>Horário</td></tr></table></div></div>	T	10	G	39.67	L	76	SPL	10	ID	14.29	D	59.5	FAM	094	CW/CCW	Horário	<div><div>1796</div><div></div><div>APLICAÇÃO Application / Aplicación Pg. 165</div></div> <div><div>1.01.1796.0</div><div><table><tr><td>T</td><td>9</td></tr><tr><td>G</td><td>34.1</td></tr><tr><td>L</td><td>38.6</td></tr><tr><td>SPL</td><td>10</td></tr><tr><td>ID</td><td>12.51</td></tr><tr><td>D</td><td>46.5</td></tr><tr><td>FAM</td><td>117</td></tr><tr><td>CW/CCW</td><td>Horário</td></tr></table></div></div>	T	9	G	34.1	L	38.6	SPL	10	ID	12.51	D	46.5	FAM	117	CW/CCW	Horário
T	11																																																																		
G	39.67																																																																		
L	55.4																																																																		
SPL	3																																																																		
ID	12.65																																																																		
D	46.5																																																																		
FAM	016																																																																		
CW/CCW	Horário																																																																		
T	10																																																																		
G	31.8																																																																		
L	115.5																																																																		
SPL	14																																																																		
ID	12																																																																		
D	59.5																																																																		
FAM	091																																																																		
CW/CCW	Horário																																																																		
T	10																																																																		
G	39.67																																																																		
L	76																																																																		
SPL	10																																																																		
ID	14.29																																																																		
D	59.5																																																																		
FAM	094																																																																		
CW/CCW	Horário																																																																		
T	9																																																																		
G	34.1																																																																		
L	38.6																																																																		
SPL	10																																																																		
ID	12.51																																																																		
D	46.5																																																																		
FAM	117																																																																		
CW/CCW	Horário																																																																		
<div><div>1805</div><div></div><div>APLICAÇÃO Application / Aplicación Pg. 166</div></div> <div><div>1.01.1805.0</div><div><table><tr><td>T</td><td>21</td></tr><tr><td>G</td><td>16.5</td></tr><tr><td>L</td><td>131.3</td></tr><tr><td>SPL</td><td>6</td></tr><tr><td>ID</td><td>-</td></tr><tr><td>D</td><td>60</td></tr><tr><td>FAM</td><td>128</td></tr><tr><td>CW/CCW</td><td>Horário</td></tr></table></div></div>	T	21	G	16.5	L	131.3	SPL	6	ID	-	D	60	FAM	128	CW/CCW	Horário	<div><div>1809</div><div></div><div>APLICAÇÃO Application / Aplicación Pg. 166</div></div> <div><div>1.01.1809.0</div><div><table><tr><td>T</td><td>23</td></tr><tr><td>G</td><td>17.5</td></tr><tr><td>L</td><td>144.2</td></tr><tr><td>SPL</td><td>6</td></tr><tr><td>ID</td><td>13.01</td></tr><tr><td>D</td><td>69.5</td></tr><tr><td>FAM</td><td>142</td></tr><tr><td>CW/CCW</td><td>Horário</td></tr></table></div></div>	T	23	G	17.5	L	144.2	SPL	6	ID	13.01	D	69.5	FAM	142	CW/CCW	Horário	<div><div>1810</div><div></div><div>APLICAÇÃO Application / Aplicación Pg. 167</div></div> <div><div>1.01.1810.0</div><div><table><tr><td>T</td><td>28</td></tr><tr><td>G</td><td>20.1</td></tr><tr><td>L</td><td>148</td></tr><tr><td>SPL</td><td>6</td></tr><tr><td>ID</td><td>13.01</td></tr><tr><td>D</td><td>71.9</td></tr><tr><td>FAM</td><td>142</td></tr><tr><td>CW/CCW</td><td>Horário</td></tr></table></div></div>	T	28	G	20.1	L	148	SPL	6	ID	13.01	D	71.9	FAM	142	CW/CCW	Horário	<div><div>1811</div><div></div><div>APLICAÇÃO Application / Aplicación Pg. 167</div></div> <div><div>1.01.1811.0</div><div><table><tr><td>T</td><td>23</td></tr><tr><td>G</td><td>17.5</td></tr><tr><td>L</td><td>144.2</td></tr><tr><td>SPL</td><td>6</td></tr><tr><td>ID</td><td>13.01</td></tr><tr><td>D</td><td>71.9</td></tr><tr><td>FAM</td><td>142</td></tr><tr><td>CW/CCW</td><td>Horário</td></tr></table></div></div>	T	23	G	17.5	L	144.2	SPL	6	ID	13.01	D	71.9	FAM	142	CW/CCW	Horário
T	21																																																																		
G	16.5																																																																		
L	131.3																																																																		
SPL	6																																																																		
ID	-																																																																		
D	60																																																																		
FAM	128																																																																		
CW/CCW	Horário																																																																		
T	23																																																																		
G	17.5																																																																		
L	144.2																																																																		
SPL	6																																																																		
ID	13.01																																																																		
D	69.5																																																																		
FAM	142																																																																		
CW/CCW	Horário																																																																		
T	28																																																																		
G	20.1																																																																		
L	148																																																																		
SPL	6																																																																		
ID	13.01																																																																		
D	71.9																																																																		
FAM	142																																																																		
CW/CCW	Horário																																																																		
T	23																																																																		
G	17.5																																																																		
L	144.2																																																																		
SPL	6																																																																		
ID	13.01																																																																		
D	71.9																																																																		
FAM	142																																																																		
CW/CCW	Horário																																																																		
<div><div>1828</div><div></div><div>APLICAÇÃO Application / Aplicación Pg. 167</div></div> <div><div>1.01.1828.0</div><div><table><tr><td>T</td><td>-</td></tr><tr><td>G</td><td>-</td></tr><tr><td>L</td><td>91.9</td></tr><tr><td>SPL</td><td>-</td></tr><tr><td>CT</td><td>35</td></tr><tr><td>D</td><td>-</td></tr><tr><td>FAM</td><td>144</td></tr><tr><td>CW/CCW</td><td>Horário</td></tr></table></div></div>	T	-	G	-	L	91.9	SPL	-	CT	35	D	-	FAM	144	CW/CCW	Horário	<div><div>1829</div><div></div><div>APLICAÇÃO Application / Aplicación Pg. 168</div></div> <div><div>1.01.1829.0</div><div><table><tr><td>T</td><td>13</td></tr><tr><td>G</td><td>39.5</td></tr><tr><td>L</td><td>146.3</td></tr><tr><td>SPL</td><td>-</td></tr><tr><td>CT</td><td>35</td></tr><tr><td>D</td><td>-</td></tr><tr><td>FAM</td><td>144</td></tr><tr><td>CW/CCW</td><td>Horário</td></tr></table></div></div>	T	13	G	39.5	L	146.3	SPL	-	CT	35	D	-	FAM	144	CW/CCW	Horário	<div><div>1831</div><div></div><div>APLICAÇÃO Application / Aplicación Pg. 168</div></div> <div><div>1.01.1831.0</div><div><table><tr><td>T</td><td>10</td></tr><tr><td>G</td><td>40</td></tr><tr><td>L</td><td>146.3</td></tr><tr><td>SPL</td><td>-</td></tr><tr><td>CT</td><td>35</td></tr><tr><td>D</td><td>-</td></tr><tr><td>FAM</td><td>144</td></tr><tr><td>CW/CCW</td><td>Horário</td></tr></table></div></div>	T	10	G	40	L	146.3	SPL	-	CT	35	D	-	FAM	144	CW/CCW	Horário	<div><div>1837</div><div></div><div>APLICAÇÃO Application / Aplicación Pg. 168</div></div> <div><div>1.01.1837.0</div><div><table><tr><td>T</td><td>10</td></tr><tr><td>G</td><td>40</td></tr><tr><td>L</td><td>164.6</td></tr><tr><td>SPL</td><td>6</td></tr><tr><td>ID</td><td>12.06</td></tr><tr><td>D</td><td>59.5</td></tr><tr><td>FAM</td><td>141</td></tr><tr><td>CW/CCW</td><td>Horário</td></tr></table></div></div>	T	10	G	40	L	164.6	SPL	6	ID	12.06	D	59.5	FAM	141	CW/CCW	Horário
T	-																																																																		
G	-																																																																		
L	91.9																																																																		
SPL	-																																																																		
CT	35																																																																		
D	-																																																																		
FAM	144																																																																		
CW/CCW	Horário																																																																		
T	13																																																																		
G	39.5																																																																		
L	146.3																																																																		
SPL	-																																																																		
CT	35																																																																		
D	-																																																																		
FAM	144																																																																		
CW/CCW	Horário																																																																		
T	10																																																																		
G	40																																																																		
L	146.3																																																																		
SPL	-																																																																		
CT	35																																																																		
D	-																																																																		
FAM	144																																																																		
CW/CCW	Horário																																																																		
T	10																																																																		
G	40																																																																		
L	164.6																																																																		
SPL	6																																																																		
ID	12.06																																																																		
D	59.5																																																																		
FAM	141																																																																		
CW/CCW	Horário																																																																		

T	G	L	SPL	ID	CT	D	FAM	CW/CCW
Nº de Dentes # Of Pinon Teeth # De Los Dientes Del Pinón	Ø Externo (mm) Pinon O.D. Piñon - Ø Externa	Comprimento Total (mm) Length Largo	Nº de Estrias # Of Splines # De Estriás	Ø da Bucha (mm) Pinon I.D. Pinón - Ø Interna	Nº Dentes Coroa # Barrel Gear Teeth # Dientes de la Corona	Ø da Capa (mm) Drive O.D. Ø Externa	Família Family Familia	Horário/Anti Horário Clockwise/Counter Clockwise Horario/Antihorario

<div>1846</div> <div></div> <div>APLICAÇÃO Application / Aplicación Pg. 168</div>	<div>1.01.1846.0</div> <table><tr><td>T</td><td>10</td></tr><tr><td>G</td><td>40.8</td></tr><tr><td>L</td><td>110</td></tr><tr><td>SPL</td><td>-</td></tr><tr><td>CT</td><td>40</td></tr><tr><td>D</td><td>-</td></tr><tr><td>FAM</td><td>124</td></tr><tr><td>CW/CCW</td><td>Horário</td></tr></table>	T	10	G	40.8	L	110	SPL	-	CT	40	D	-	FAM	124	CW/CCW	Horário	<div>1878</div> <div></div> <div>APLICAÇÃO Application / Aplicación Pg. 169</div>	<div>1.01.1878.0</div> <table><tr><td>T</td><td>11</td></tr><tr><td>G</td><td>43.5</td></tr><tr><td>L</td><td>83</td></tr><tr><td>SPL</td><td>10</td></tr><tr><td>ID</td><td>14.26</td></tr><tr><td>D</td><td>60</td></tr><tr><td>FAM</td><td>094</td></tr><tr><td>CW/CCW</td><td>Horário</td></tr></table>	T	11	G	43.5	L	83	SPL	10	ID	14.26	D	60	FAM	094	CW/CCW	Horário	<div>1880</div> <div></div> <div>APLICAÇÃO Application / Aplicación Pg. 169</div>	<div>1.01.1880.0</div> <table><tr><td>T</td><td>10</td></tr><tr><td>G</td><td>31.8</td></tr><tr><td>L</td><td>64</td></tr><tr><td>SPL</td><td>6</td></tr><tr><td>ID</td><td>12</td></tr><tr><td>D</td><td>43.5</td></tr><tr><td>FAM</td><td>047</td></tr><tr><td>CW/CCW</td><td>Anti-horário</td></tr></table>	T	10	G	31.8	L	64	SPL	6	ID	12	D	43.5	FAM	047	CW/CCW	Anti-horário	<div>1881</div> <div></div> <div>APLICAÇÃO Application / Aplicación Pg. 169</div>	<div>1.01.1881.0</div> <table><tr><td>T</td><td>12</td></tr><tr><td>G</td><td>37.18</td></tr><tr><td>L</td><td>80.4</td></tr><tr><td>SPL</td><td>6</td></tr><tr><td>ID</td><td>15</td></tr><tr><td>D</td><td>60</td></tr><tr><td>FAM</td><td>046</td></tr><tr><td>CW/CCW</td><td>Horário</td></tr></table>	T	12	G	37.18	L	80.4	SPL	6	ID	15	D	60	FAM	046	CW/CCW	Horário
T	10																																																																						
G	40.8																																																																						
L	110																																																																						
SPL	-																																																																						
CT	40																																																																						
D	-																																																																						
FAM	124																																																																						
CW/CCW	Horário																																																																						
T	11																																																																						
G	43.5																																																																						
L	83																																																																						
SPL	10																																																																						
ID	14.26																																																																						
D	60																																																																						
FAM	094																																																																						
CW/CCW	Horário																																																																						
T	10																																																																						
G	31.8																																																																						
L	64																																																																						
SPL	6																																																																						
ID	12																																																																						
D	43.5																																																																						
FAM	047																																																																						
CW/CCW	Anti-horário																																																																						
T	12																																																																						
G	37.18																																																																						
L	80.4																																																																						
SPL	6																																																																						
ID	15																																																																						
D	60																																																																						
FAM	046																																																																						
CW/CCW	Horário																																																																						
<div>1883</div> <div></div> <div>APLICAÇÃO Application / Aplicación Pg. 169</div>	<table><tr><td>T</td><td>9</td></tr><tr><td>G</td><td>36</td></tr><tr><td>L</td><td>100</td></tr><tr><td>SPL</td><td>-</td></tr><tr><td>CT</td><td>41</td></tr><tr><td>D</td><td>-</td></tr><tr><td>FAM</td><td>145</td></tr><tr><td>CW/CCW</td><td>Horário</td></tr></table>	T	9	G	36	L	100	SPL	-	CT	41	D	-	FAM	145	CW/CCW	Horário	<div>1885</div> <div></div> <div>APLICAÇÃO Application / Aplicación Pg. 169</div>	<table><tr><td>T</td><td>9</td></tr><tr><td>G</td><td>29.5</td></tr><tr><td>L</td><td>75</td></tr><tr><td>SPL</td><td>5</td></tr><tr><td>ID</td><td>11.02</td></tr><tr><td>D</td><td>41.5</td></tr><tr><td>FAM</td><td>147</td></tr><tr><td>CW/CCW</td><td>Anti-horário</td></tr></table>	T	9	G	29.5	L	75	SPL	5	ID	11.02	D	41.5	FAM	147	CW/CCW	Anti-horário	<div>1898</div> <div></div> <div>APLICAÇÃO Application / Aplicación Pg. 169</div>	<table><tr><td>T</td><td>9</td></tr><tr><td>G</td><td>34.8</td></tr><tr><td>L</td><td>64.9</td></tr><tr><td>SPL</td><td>14</td></tr><tr><td>ID</td><td>12</td></tr><tr><td>D</td><td>54.5</td></tr><tr><td>FAM</td><td>091</td></tr><tr><td>CW/CCW</td><td>Horário</td></tr></table>	T	9	G	34.8	L	64.9	SPL	14	ID	12	D	54.5	FAM	091	CW/CCW	Horário	<div>1928</div> <div></div> <div>APLICAÇÃO Application / Aplicación Pg. 170</div>	<table><tr><td>T</td><td>10</td></tr><tr><td>G</td><td>32</td></tr><tr><td>L</td><td>96</td></tr><tr><td>SPL</td><td>3</td></tr><tr><td>ID</td><td>14.26</td></tr><tr><td>D</td><td>60</td></tr><tr><td>FAM</td><td>020</td></tr><tr><td>CW/CCW</td><td>Horário</td></tr></table>	T	10	G	32	L	96	SPL	3	ID	14.26	D	60	FAM	020	CW/CCW	Horário
T	9																																																																						
G	36																																																																						
L	100																																																																						
SPL	-																																																																						
CT	41																																																																						
D	-																																																																						
FAM	145																																																																						
CW/CCW	Horário																																																																						
T	9																																																																						
G	29.5																																																																						
L	75																																																																						
SPL	5																																																																						
ID	11.02																																																																						
D	41.5																																																																						
FAM	147																																																																						
CW/CCW	Anti-horário																																																																						
T	9																																																																						
G	34.8																																																																						
L	64.9																																																																						
SPL	14																																																																						
ID	12																																																																						
D	54.5																																																																						
FAM	091																																																																						
CW/CCW	Horário																																																																						
T	10																																																																						
G	32																																																																						
L	96																																																																						
SPL	3																																																																						
ID	14.26																																																																						
D	60																																																																						
FAM	020																																																																						
CW/CCW	Horário																																																																						
<div>1929</div> <div></div> <div>APLICAÇÃO Application / Aplicación Pg. 170</div>	<table><tr><td>T</td><td>11</td></tr><tr><td>G</td><td>41</td></tr><tr><td>L</td><td>58.5</td></tr><tr><td>SPL</td><td>10</td></tr><tr><td>ID</td><td>12</td></tr><tr><td>D</td><td>53</td></tr><tr><td>FAM</td><td>094</td></tr><tr><td>CW/CCW</td><td>Horário</td></tr></table>	T	11	G	41	L	58.5	SPL	10	ID	12	D	53	FAM	094	CW/CCW	Horário	<div>1937</div> <div></div> <div>APLICAÇÃO Application / Aplicación Pg. 170</div>	<table><tr><td>T</td><td>10</td></tr><tr><td>G</td><td>32</td></tr><tr><td>L</td><td>81</td></tr><tr><td>SPL</td><td>16</td></tr><tr><td>ID</td><td>11</td></tr><tr><td>D</td><td>50.5</td></tr><tr><td>FAM</td><td>079</td></tr><tr><td>CW/CCW</td><td>Horário</td></tr></table>	T	10	G	32	L	81	SPL	16	ID	11	D	50.5	FAM	079	CW/CCW	Horário	<div>1944</div> <div></div> <div>APLICAÇÃO Application / Aplicación Pg. 170</div>	<table><tr><td>T</td><td>13</td></tr><tr><td>G</td><td>46</td></tr><tr><td>L</td><td>53</td></tr><tr><td>SPL</td><td>14</td></tr><tr><td>ID</td><td>12</td></tr><tr><td>D</td><td>54.5</td></tr><tr><td>FAM</td><td>091</td></tr><tr><td>CW/CCW</td><td>Anti-horário</td></tr></table>	T	13	G	46	L	53	SPL	14	ID	12	D	54.5	FAM	091	CW/CCW	Anti-horário	<div>1948</div> <div></div> <div>APLICAÇÃO Application / Aplicación Pg. 170</div>	<table><tr><td>T</td><td>13</td></tr><tr><td>G</td><td>46</td></tr><tr><td>L</td><td>107.5</td></tr><tr><td>SPL</td><td>16</td></tr><tr><td>ID</td><td>17.03</td></tr><tr><td>D</td><td>72.2</td></tr><tr><td>FAM</td><td>033</td></tr><tr><td>CW/CCW</td><td>Horário</td></tr></table>	T	13	G	46	L	107.5	SPL	16	ID	17.03	D	72.2	FAM	033	CW/CCW	Horário
T	11																																																																						
G	41																																																																						
L	58.5																																																																						
SPL	10																																																																						
ID	12																																																																						
D	53																																																																						
FAM	094																																																																						
CW/CCW	Horário																																																																						
T	10																																																																						
G	32																																																																						
L	81																																																																						
SPL	16																																																																						
ID	11																																																																						
D	50.5																																																																						
FAM	079																																																																						
CW/CCW	Horário																																																																						
T	13																																																																						
G	46																																																																						
L	53																																																																						
SPL	14																																																																						
ID	12																																																																						
D	54.5																																																																						
FAM	091																																																																						
CW/CCW	Anti-horário																																																																						
T	13																																																																						
G	46																																																																						
L	107.5																																																																						
SPL	16																																																																						
ID	17.03																																																																						
D	72.2																																																																						
FAM	033																																																																						
CW/CCW	Horário																																																																						
<div>1951</div> <div></div> <div>APLICAÇÃO Application / Aplicación Pg. 170</div>	<table><tr><td>T</td><td>11</td></tr><tr><td>G</td><td>41</td></tr><tr><td>L</td><td>82</td></tr><tr><td>SPL</td><td>10</td></tr><tr><td>ID</td><td>14.26</td></tr><tr><td>D</td><td>60</td></tr><tr><td>FAM</td><td>027</td></tr><tr><td>CW/CCW</td><td>Horário</td></tr></table>	T	11	G	41	L	82	SPL	10	ID	14.26	D	60	FAM	027	CW/CCW	Horário	<div>1952</div> <div></div> <div>APLICAÇÃO Application / Aplicación Pg. 171</div>	<table><tr><td>T</td><td>11</td></tr><tr><td>G</td><td>40</td></tr><tr><td>L</td><td>83</td></tr><tr><td>SPL</td><td>10</td></tr><tr><td>ID</td><td>14.3</td></tr><tr><td>D</td><td>60</td></tr><tr><td>FAM</td><td>082</td></tr><tr><td>CW/CCW</td><td>Horário</td></tr></table>	T	11	G	40	L	83	SPL	10	ID	14.3	D	60	FAM	082	CW/CCW	Horário	<div>1957</div> <div></div> <div>APLICAÇÃO Application / Aplicación Pg. 171</div>	<table><tr><td>T</td><td>11</td></tr><tr><td>G</td><td>29.3</td></tr><tr><td>L</td><td>102</td></tr><tr><td>SPL</td><td>-</td></tr><tr><td>CT</td><td>40</td></tr><tr><td>D</td><td>-</td></tr><tr><td>FAM</td><td>124</td></tr><tr><td>CW/CCW</td><td>Horário</td></tr></table>	T	11	G	29.3	L	102	SPL	-	CT	40	D	-	FAM	124	CW/CCW	Horário																		
T	11																																																																						
G	41																																																																						
L	82																																																																						
SPL	10																																																																						
ID	14.26																																																																						
D	60																																																																						
FAM	027																																																																						
CW/CCW	Horário																																																																						
T	11																																																																						
G	40																																																																						
L	83																																																																						
SPL	10																																																																						
ID	14.3																																																																						
D	60																																																																						
FAM	082																																																																						
CW/CCW	Horário																																																																						
T	11																																																																						
G	29.3																																																																						
L	102																																																																						
SPL	-																																																																						
CT	40																																																																						
D	-																																																																						
FAM	124																																																																						
CW/CCW	Horário																																																																						

T			G			L			FAM			CW/CCW		
Nº de Dentes # Of Pinon Teeth # De Los Dientes Del Piñon			Ø Externo (mm) Pinon O.D. Piñon - Ø Externa			Comprimento Total (mm) Length Largo			Família Family Familia			Horário/Anti Horário Clockwise/Counter Clockwise Horario/Antihorario		
<b>0035</b>			<b>0036</b>			<b>0078</b>			<b>0087</b>					
	T	9		T	11		T	13		T	11		T	11
	G	34.8		G	41		G	47		G	41		G	41
	L	120		L	120		L	61.1		L	61.1		L	61.1
	SPL	-		SPL	-		SPL	-		SPL	-		SPL	-
	FAM	053		FAM	053		FAM	054		FAM	054		FAM	054
APLICAÇÃO Application / Aplicación Pg. 172			APLICAÇÃO Application / Aplicación Pg. 172			APLICAÇÃO Application / Aplicación Pg. 172			APLICAÇÃO Application / Aplicación Pg. 172			APLICAÇÃO Application / Aplicación Pg. 172		
CW/CCW Horário			CW/CCW Horário			CW/CCW Horário			CW/CCW Horário			CW/CCW Horário		
<b>0088</b>			<b>0089</b>			<b>9028</b>			<b>9074</b>					
	T	11		T	12		T	12		T	11		T	11
	G	56		G	46.3		G	46.3		G	56.7		G	56.7
	L	61.1		L	61.1		L	44.9		L	44.9		L	44.9
	SPL	-		SPL	-		SPL	-		SPL	-		SPL	-
	FAM	054		FAM	054		FAM	401		FAM	401		FAM	401
APLICAÇÃO Application / Aplicación Pg. 173			APLICAÇÃO Application / Aplicación Pg. 173			APLICAÇÃO Application / Aplicación Pg. 173			APLICAÇÃO Application / Aplicación Pg. 173			APLICAÇÃO Application / Aplicación Pg. 173		
CW/CCW Horário			CW/CCW Horário			CW/CCW Horário			CW/CCW Horário			CW/CCW Horário		
<b>9186</b>			<b>9260</b>			<b>9302</b>			<b>9403</b>					
	T	9		T	9		T	13		T	9		T	9
	G	29.64		G	33		G	39.5		G	35.5		G	35.5
	L	25.2		L	23.5		L	36		L	36		L	36
	SPL	18		SPL	18		SPL	16		SPL	16		SPL	16
	FAM	410		FAM	408		FAM	402		FAM	402		FAM	402
APLICAÇÃO Application / Aplicación Pg. 174			APLICAÇÃO Application / Aplicación Pg. 174			APLICAÇÃO Application / Aplicación Pg. 174			APLICAÇÃO Application / Aplicación Pg. 174			APLICAÇÃO Application / Aplicación Pg. 174		
CW/CCW Horário			CW/CCW Horário			CW/CCW Horário			CW/CCW Horário			CW/CCW Horário		
<b>9426</b>			<b>9459</b>			<b>9495</b>			<b>9791</b>					
	T	11		T	11		T	11		T	13		T	13
	G	34.8		G	34.4		G	34.8		G	51.1		G	51.1
	L	19		L	40		L	17.5		L	18.2		L	18.2
	SPL	18		SPL	16		SPL	18		SPL	20		SPL	20
	FAM	409		FAM	402		FAM	409		FAM	407		FAM	407
APLICAÇÃO Application / Aplicación Pg. 175			APLICAÇÃO Application / Aplicación Pg. 175			APLICAÇÃO Application / Aplicación Pg. 175			APLICAÇÃO Application / Aplicación Pg. 175			APLICAÇÃO Application / Aplicación Pg. 175		
CW/CCW Horário			CW/CCW Horário			CW/CCW Horário			CW/CCW Horário			CW/CCW Horário		



T	G	L	FAM	CW/CCW
Nº de Dentes # Of Pinon Teeth # De Los Dientes Del Piñon	ø Externo (mm) Pinon O.D. Piñon - ø Externa	Comprimento Total (mm) Length Largo	Família Family Familia	Horário/Anti Horário Clockwise/Counter Clockwise Horario/Antihorario

<b>10048</b>    APLICAÇÃO Application / Aplicación Pg. 175	T	10	<b>12812</b>    APLICAÇÃO Application / Aplicación Pg. 175	T	10	<b>13117</b>    APLICAÇÃO Application / Aplicación Pg. 176	T	11	<b>13118</b>    APLICAÇÃO Application / Aplicación Pg. 176	T	12
	G	40.8		G	32.6		G	56.7		G	46.53
	L	23.5		L	20.2		L	27		L	27
	SPL	18		SPL	20		SPL	28		SPL	28
	FAM	408		FAM	407		FAM	409		FAM	409
	CW/CCW	Horário		CW/CCW	Horário		CW/CCW	Horário		CW/CCW	Horário
<b>13130</b>    APLICAÇÃO Application / Aplicación Pg. 176	T	12	<b>13131</b>    APLICAÇÃO Application / Aplicación Pg. 176	T	11	<b>13138</b>    APLICAÇÃO Application / Aplicación Pg. 177	T	10		T	
	G	46.36		G	56.7		G	39.67		G	
	L	26		L	26		L	26		L	
	SPL	23		SPL	23		SPL	23		SPL	
	FAM	409		FAM	407		FAM	407		FAM	
	CW/CCW	Horário		CW/CCW	Horário		CW/CCW	Horário		CW/CCW	

T	G	L	SPL	FAM	CW/CCW
Nº de Dentes # Of Pinon Teeth # De Los Dientes Del Pinón	Ø Externo (mm) Pinon O.D. Piñon - Ø Externa	Comprimento Total (mm) Length Largo	Nº de Estrias # Of Splines # De Estrías	Família Family Familia	Horário/Anti Horário Clockwise/Counter Clockwise Horario/Antihorario

0121	1.01.0121.0		0122	1.01.0122.0		0201	1.01.0201.0	
	T	-		T	-		T	-
	G	-		G	-		G	-
	L	-		L	-		L	-
	SPL	-		SPL	-		SPL	-
	FAM	057		FAM	059		FAM	066
	CW/CCW	-		CW/CCW	-		CW/CCW	-
APLICAÇÃO Application / Aplicación Pg. 178			APLICAÇÃO Application / Aplicación Pg. 178			APLICAÇÃO Application / Aplicación Pg. 178		

A	B	D	d	SPL	CW/CCW
Comprimento Livre do Eixo Shaft Free Length Largo Libre del Eje	Comprimento Eixo até Canal Shaft Length up to the Chanel Largo del Eje Hasta Canal	ø Eixo ø Shaft ø Eje	ø Bucha Eixo ø Shaft Bushing ø Buje Eje	Nº Estrías Engrenagem Nr. Splines Nº Estrías	Horário/Anti Horário Clockwise/Counter Clockwise Horario/Antihorario

12675



APLICAÇÃO  
Application / Aplicación  
Pg. 179

A	98.7
B	17.3
D	13.96
d	8.04
SPL	10
CW/CCW	Horário

12682



APLICAÇÃO  
Application / Aplicación  
Pg. 179

A	98.7
B	17.3
D	11.96
d	8.04
SPL	10
CW/CCW	Horário



0022

IMPULSOR DE PARTIDA DO MOTOR DE ARRANQUE  
STARTER DRIVE / IMPULSOR DE PARTIDA

FOTO / Photo pg. 99

## APLICAÇÃO / Application / Aplicación

Clark: Empilhadeira CFY40 Willys 6 cil ...1977 | Empilhadeira CFY50 Willys 6 cil ...1977

## MOTOR

Wapsa: MPC1 | MALI1 | MALBD1 | MALBD2

## EQUIVALENTE / Equivalent

Lucas Indiel: 223140 - Wapsa: 224002

0024

IMPULSOR DE PARTIDA DO MOTOR DE ARRANQUE  
STARTER DRIVE / IMPULSOR DE PARTIDA

FOTO / Photo pg. 99

## APLICAÇÃO / Application / Aplicación

Case: 580/E/CK (Perkins) Perkins | Pá Carregadeira W7 com motor Perkins 6 cil | Retroescavadeira 580 Perkins 4 cil | Retroescavadeira 580CK Perkins 4cil | Retroescavadeira 580E Perkins 4 cil | Retroescavadeira 580H - CBT: Trator 1000 Perkins 4 e 6 cil | Trator 1090 Perkins 4 e 6 cil | Trator 1100 Perkins 4 e 6 cil | Trator 8240 Perkins 4236 - Chrysler: Dodge D400 Perkins 4 cil - Clark: Empilhadeira 135 | Empilhadeira 155 | Empilhadeira 50 | Empilhadeira 60 | Empilhadeira C-300 | Empilhadeira C-500 | Empilhadeira HY 40 | Empilhadeira Y110 | Pá Carregadeira Michigan 75A | Pá Carregadeira Michigan 75II | Pá Carregadeira Michigan 75III | PK4236 Pick Up - Ford: 4600 | 5600 | 6600 4 cil | F11000 Perkins 6 cil | F12000 Perkins 6 cil Diesel | F13000 Perkins 6 cil Diesel | F2000 Ford 4 cil | F4000 Ford 4 cil General Motors/Chevrolet: D20 1991... | Especial/Special com motor Perkins 6 cil | Pick Up Perkins 4 cil - Massey Ferguson: MF220 | MF235 | MF250 | MF275 | MF285 | MF290 | MF290 RA Perkins 4236 | MF296 | MF3366 | MF400 | MF50X | MF55X | MF65R | MF65X | MF85X | MF95I | MF95X 11/1971...08/1977 New Holland: 4600 motor diesel 4 cil | 4610 motor diesel 4 cil | 5600 motor diesel 4 cil | 5610 motor diesel 4 cil | 6600 motor diesel 4 cil | 6610 motor diesel 4 cil | 7610 motor diesel 4 cil - Perkins: 248 Trator CBT 8240 01/1984... | 4236 A Trator MF 275, 275/4 04/1976... | A6.358 Trator Ideal 9110 08/1989... | GM, Ford, Dodge, CBT, Case Motor 4 e 6 cil | Motor Industrial 3152, 4203, 4236 | Motor Industrial 6354.4, 6358 | Trator 283, 290/4 | Trator 290, 290/4 | Trator 292, 292 turbo | Trator 9130, 9150, 9170 | Trator MF 283 | Trator MF 296/4, 296, 400 04/1976... - Volkswagen: 6.80 com motor Perkins

## MOTOR

Bosch: 9000453001 | 9000453004 | 9000453005 | 9000453006 | 9000453009 | 9000453011 | 9000453014 | 9000453015 | 9000453016 | 9000453017 | 9000453019 | 9000453028 | 9000453032 | 9000453034 | 9000453038 | 9000453041 | 9000453042 | 9000453043 | 9000453046 | 9000453047 | 9000453049 | 9000453050 | 9000453051 | 9000453052 | 9000453054 | 9000453059 | 9000453061 - Wapsa: MPB1 | MPB2 | MPF8 | MPN2 | MALP2 | MPB11 | MPB17 | MPB18 | MPB23 | MPB31 | MPB33 | MPB49 | MPB50 | MPB59 | MPB60 | MPB63 | MPB70 | MPC69 | MPMF3 | MALMF2 | MALTF1 | MALTF2 | MPJ1074

## EQUIVALENTE / Equivalent

Bosch: 9001453333 | 9001453334 | 9001453338 - General Motors/Chevrolet: 07328970 - Lucas: TNB460 - Lucas Indiel: 222460 - Volkswagen: 04128642 | BC4N11350A - Wapsa: 2244 | 224004 | 224038 | 224043 | 2244036

0028

IMPULSOR DE PARTIDA DO MOTOR DE ARRANQUE  
STARTER DRIVE / IMPULSOR DE PARTIDA

FOTO / Photo pg. 99

## APLICAÇÃO / Application / Aplicación

Agrale: TX1600 MWM-D 229-3 ...12/1984 - Lamborghini: 226 | 230 | 340 | 452 | 90-2 | 90-4 | LDA 78/4 - Mercedes Benz: 180DB | 190DB | L319D | L405 | L406 | O2319D - MWM: D2253 | D2254 | D2293 - Perkins: 6.354/4 Trator CBT 8260 4x4 01/1984... - Renault: 7052 - Valmet: 10 | 11 | 110ID MWM-D 225-6 ...07/1977 | 15 | 22 | 30 | 35 | 50DA | 62ID MWM-D 225-3 ...07/1985 | 65ID MWM-D 225-3 ...07/1985 | 68 ...07/1985 | 68 Cafeeiro ...07/1985 | 68 Especial MWM-D 229-3 ...07/1985 | 85ID MWM-D 229-3 ...07/1977

## MOTOR

Bosch: 0001354016 | 0001354064 | 0001354076

## EQUIVALENTE / Equivalent

Bosch: 2006209043 | 2006209068 | 2006209183 | 2006209212 | 2006209900 | 2006209915 - Italcacciai: SD061 - Lester: 16365 - Lucas: TNB044 - Lucas Indiel: 223103

0034

IMPULSOR DE PARTIDA DO MOTOR DE ARRANQUE  
STARTER DRIVE / IMPULSOR DE PARTIDA

FOTO / Photo pg. 99

## APLICAÇÃO / Application / Aplicación

Case: Pá Carregadeira W20 ...09/1976 - CBT: Oliver 1020 ...09/1976 | Oliver 1065 ...09/1976 | Oliver 1105 ...09/1976 | Oliver 950 ...09/1976 - Chrysler: Dodge D950 MWM ...07/1977 - Clark: Pá Carregadeira Michigam 55A ...09/1976 | Pá Carregadeira Michigam 65R ...09/1976 | Pá Carregadeira Michigam 75III ...09/1976 Massey Ferguson: MF85 - Mercedes Benz: 1111 (OM321) | 1113 | 1313 | 1316 | 1513 | 1516 | 2013 | 2015 | 2213 (OM352) | 2216 (OM352A) | L408DG | L508G | L608DG | LP608 | LP808 | Micro ô nibus L608D (OM314) | O362 MWM D226-4 ...09/1976 | O362A Autolite | OM314 | OM321 | OM321 marítimo 1959 ED | OM324 | OM324 marítimo 1961 ED | OM326 | OM326 marítimo 1963 | OM352 | OM352A | U54 | U66 | U72 | U80 - MWM: Motor D2256 ...07/1977 - Toyota: Bandeirante MBB-OM314 ...09/1976

## MOTOR

Bosch: 0001358030 | 9000082020 | 9000083001 | 9000083011 | 9000083012 | 9000083014 | 9000083018 | 9000083020 | 9000083029

## EQUIVALENTE / Equivalent

Bosch: 9001083440 - Lucas: TNB461 - Lucas Indiel: 222461 - Mercedes Benz: 3431517113

0039

IMPULSOR DE PARTIDA DO MOTOR DE ARRANQUE  
STARTER DRIVE / IMPULSOR DE PARTIDA

FOTO / Photo pg. 99

## APLICAÇÃO / Application / Aplicación

John Deere: Trator Triunfo

## MOTOR

Autolite Prestolite: MAY4147 | MBJ4115 - Remy: 728K | 1107117 | 1107146 | 1107513 | 1107537 | 1108105 | 1108108 | 1108110 | 1108451 | 1108452 | 1108453 | 1108454 | 1108456

## EQUIVALENTE / Equivalent

Lester: 4056 | 4577 | 4678 | 5648 - Lucas Indiel: 223409 - Remy: D2001 | 1839099 | 1874133

0041

IMPULSOR DE PARTIDA DO MOTOR DE ARRANQUE  
STARTER DRIVE / IMPULSOR DE PARTIDA

FOTO / Photo pg. 99

## APLICAÇÃO / Application / Aplicación

Ford: Caminhão 1954...1960 - Massey Ferguson: MF1956 - New Holland: Super Major Diesel

## MOTOR

Lucas Indiel: 26132A/F | 26132H/R | 26143A/H | 26143J/Q | 26172A/L

## EQUIVALENTE / Equivalent

Lester: 16603 | 16604 | 16660 - Lucas: 291484 | TLB165 | 54244389

0043

IMPULSOR DE PARTIDA DO MOTOR DE ARRANQUE  
STARTER DRIVE / IMPULSOR DE PARTIDA

FOTO / Photo pg. 99

## APLICAÇÃO / Application / Aplicación

Massey Ferguson: MF235 ...1986 | MF235 PER-A 3152 - Perkins: A3.152 Trator MF 235 | Motor Motor 4 e 6 cil | Trator MF 265

## MOTOR

Bosch: 9000083000

## EQUIVALENTE / Equivalent

Bosch: 9001083445 - Lucas: TNB445

0051

IMPULSOR DE PARTIDA DO MOTOR DE ARRANQUE  
STARTER DRIVE / IMPULSOR DE PARTIDA

FOTO / Photo pg. 99

## APLICAÇÃO / Application / Aplicación

Case: Pá Carregadeira - Detroit: Caminhão GM com Motor 4.53 | Pá Carregadeira Case com Motor 4.53

## MOTOR

Remy: 1107251 | 1107343 | 1107344 | 1107504 | 1107510 | 1107527 | 1107534 | 1107538 | 1107553 | 1107567 | 1107581 | 1107587 | 1107588 | 1107600 | 1107875 | 1108239 | 1108636 | 1108641 | 1108643 | 1108652 | 1108653 | 1108661 | 1108692 | 1109140 | 1109196 | 1113007 | 1113010 | 1113013 | 1113038 | 1113050 | 1113052 | 1113056 | 1113059 | 1113064 | 1113066 | 1113075 | 1113084 | 1113089 | 1113097 | 1113099 | 1113100 | 1113101 | 1113110 | 1113111 | 1113116 | 1113121 | 1113124 | 1113128 | 1113130 | 1113133 | 1113136 | 1113137 | 1113142 | 1113143 | 1113145 | 1113150 | 1113153 | 1113154 | 1113156 | 1113157 | 1113158

## EQUIVALENTE / Equivalent

Lester: 3276 | 3279 | 3280 | 3729 | 3793 | 3804 | 3852 | 3873 | 3943 | 3953 | 3977 | 3992 | 4280 | 4387 | 4882 | 4883 | 4893 | 4999 | 6181 | 6185 | 6188 | 6198 | 6519  
Lucas Indiel: 223153 - Remy: D2017 | D2107 | D4123 | 1851430 | 1875852 | 1877353 | 1877354 | 1932890 | 1934488 | 1940134 | 1940138 | 1951180 | 1952486 | 1965358 | 1967042

0052

IMPULSOR DE PARTIDA DO MOTOR DE ARRANQUE  
STARTER DRIVE / IMPULSOR DE PARTIDA

FOTO / Photo pg. 99

## APLICAÇÃO / Application / Aplicación

Case: Pá Carregadeira

## MOTOR

Remy: 1107203 | 1107234 | 1107245 | 1107280 | 1107308 | 1107332 | 1107356 | 1107364 | 1107377 | 1107378 | 1107379 | 1107393 | 1107501 | 1107516 | 1107523 | 1107546 | 1107547 | 1107550 | 1107556 | 1107558 | 1107559 | 1107571 | 1107572 | 1107583 | 1107584 | 1107598 | 1107680 | 1107734 | 1107771 | 1107874 | 1107879 | 1108033 | 1108042 | 1108051 | 1108161 | 1108250 | 1108251 | 1108323 | 1108340 | 1108341 | 1108393 | 1108438 | 1108501 | 1108662 | 1108665 | 1108672 | 1108769 | 1109081 | 1109192 | 1109259 | 1117335 | 1117356 | 1117364 | 1117377

## EQUIVALENTE / Equivalent

Lester: 3281 | 3282 | 3870 | 3883 | 3964 | 3966 | 4046 | 4098 | 4151 | 4167 | 4200 | 4201 | 4202 | 4217 | 4224 | 4239 | 4243 | 4244 | 4246 | 4249 | 4254 | 4283 | 4286 | 4326 | 4328 | 4388 | 4393 | 4408 | 4500 | 4506 | 4508 | 4509 | 4545 | 4597 | 4723 | 4996 | 6147 | 6148 | 6157 | 6180 | 6521 | 6740 - Remy: D2005 | D2009 | D2021 | 0800026 | 1852410 | 1852570 | 1852970 | 1892899 | 1929402 | 1930802 | 1935992 | 1946220 | 1952410

0056

IMPULSOR DE PARTIDA DO MOTOR DE ARRANQUE  
STARTER DRIVE / IMPULSOR DE PARTIDA

FOTO / Photo pg. 99

## APLICAÇÃO / Application / Aplicación

Ford: F100 Gasolina 06/1975...12/1975 | F350 Gasolina 06/1975...12/1975 | F600 Gasolina 06/1975...12/1975 | Galaxie 06/1970... | Landau e LTD 06/1970...12/1975 | Pick Up 06/1970... - Hyster: Guindaste KF 06/1970... - Willys: Itamaraty 06/1970... | Jeep 06/1970... | Rural 06/1970...

## MOTOR

Bosch: 9000453055 - Wapsa: MPB3 | MPB4 | MALW3N

## EQUIVALENTE / Equivalent

Bosch: 9001453340 - Volkswagen: BD0A11350A - Wapsa: 224016

0059

IMPULSOR DE PARTIDA DO MOTOR DE ARRANQUE  
STARTER DRIVE / IMPULSOR DE PARTIDA

FOTO / Photo pg. 99

## APLICAÇÃO / Application / Aplicación

Asia Motors: Compressor Deutz - Deutz: Atlas Copco compressor | Trator Demisa DM55 | Trator Demisa DM65

## MOTOR

Bosch: 9000083002 | 9000083030

## EQUIVALENTE / Equivalent

Bosch: 9001083442

0060

IMPULSOR DE PARTIDA DO MOTOR DE ARRANQUE  
STARTER DRIVE / IMPULSOR DE PARTIDA

FOTO / Photo pg. 99

## APLICAÇÃO / Application / Aplicación

CBT: 1090 Perkins 6 cil - Fiat: 127 1.3D | 147 | Duna 60 / 70 | Fiorino | Uno - Perkins: Motor 4 e 6 cil

## MOTOR

Bosch: 9000083003 | 9000083013 | 9000083019 | 9000083040

## EQUIVALENTE / Equivalent

Bosch: 9001083441

0062

IMPULSOR DE PARTIDA DO MOTOR DE ARRANQUE  
STARTER DRIVE / IMPULSOR DE PARTIDA

FOTO / Photo pg. 99

## APLICAÇÃO / Application / Aplicación

Agrale: 4100 ...07/1977 | 416 ...07/1977 | 420 ...07/1977 | Motor Estacionário M70 ...07/1977 | Motor Estacionário M790 ...07/1977 | Motor Estacionário M80 ...07/1977 | Motor Estacionário M85 ...07/1977 | Motor Estacionário M90 ...07/1977 | Motor Estacionário M93 ...07/1977

## MOTOR

Bosch: 9000082004

## EQUIVALENTE / Equivalent

Bosch: 9001082127 | 9001082418

0064

IMPULSOR DE PARTIDA DO MOTOR DE ARRANQUE  
STARTER DRIVE / IMPULSOR DE PARTIDA

FOTO / Photo pg. 99

## APLICAÇÃO / Application / Aplicación

Ford: Retroescavadeira | Transit

## MOTOR

Facet: 26211M/T - Ford: 26211 | 26291 - Italacciai: 26211M - Lucas Indiel: 26312 | 26338 | 26339 | 26395 | S5012 | 26312A | 26211M/T | 26227A/Q | 26291A/D | 26305A/B | 26350A/B | 26312AM50 | 26211MTM50 | 26291ADM50 | 26305ABM50

## EQUIVALENTE / Equivalent

Facet: 10325 - Ford: 2701E11350B | 72DB11K003AA - Italacciai: SD341 - Lester: 16608 - Lucas: TMB101 | 54240795 | 54243848 | 54246661 | 54247188 | 54258190 | 60600210 - Lucas Indiel: 223164

0067

IMPULSOR DE PARTIDA DO MOTOR DE ARRANQUE  
STARTER DRIVE / IMPULSOR DE PARTIDA

FOTO / Photo pg. 99

## APLICAÇÃO / Application / Aplicación

Bedford: 6C4 | 6D4 | 6RT | TD - Massey Ferguson: Especial/Special - Perkins: Estacionários | Industriais | Perkins | Tratores

## MOTOR

Lucas Indiel: 26236A/K | 26238A/L | 26248A/L | 26256A/E | 26259A/K | 26264A/F | 26271A/E | 26279A/E | 26281A/E | 26283A/F | 26285A/E | 26287A/E | 26288A/E | 26310A/D | 26310A/E | 26321A/B

## EQUIVALENTE / Equivalent

Lester: 16660 | 17641 - Lucas: TMB105 | 54246725 | 54259688 - Lucas Indiel: 223165

0073

IMPULSOR DE PARTIDA DO MOTOR DE ARRANQUE  
STARTER DRIVE / IMPULSOR DE PARTIDA

FOTO / Photo pg. 99

## APLICAÇÃO / Application / Aplicación

Clark: CHY100 GM 6 cil | CHY120 GM 6 cil | CHY140 GM 6 cil | CHY60 GM 6 cil | CHY70 GM 6 cil | CHY80 GM 6 cil

## MOTOR

Wapsa: MPB5

## EQUIVALENTE / Equivalent

Wapsa: 224025

0085

IMPULSOR DE PARTIDA DO MOTOR DE ARRANQUE  
STARTER DRIVE / IMPULSOR DE PARTIDA

FOTO / Photo pg. 100

## APLICAÇÃO / Application / Aplicación

Agrale: TX1600 MWM - Chrysler: Dodge D14000 MWM 6 cil e partida Wapsa | Dodge D750 MWM 6 cil | Dodge D950 MWM 6 cil - Ford: Cargo 1113 | Cargo 1313 | F1000 MWM | F11000 MWM | F12000 MWM | F13000 MWM | F14000 MWM | F19000 MWM | F2000 MWM | F21000 MWM | F22000 MWM | F400 MWM | F4000 MWM | F7000 MWM - Massey Ferguson: Trator - MWM: D2293 | D2294 | D2296 - Valmet: Trator MWM 3, 4 e 6 cil - Volkswagen: VW11130 | VW13130

## MOTOR

Bosch: 9000453012 | 9000453027 | 9000453033 | 9000453062 - Wapsa: MPB9 | MPB30 | MPB42 | MPB68

## EQUIVALENTE / Equivalent

Bosch: 9001453336 - Lucas: TNB402 - Lucas Indiel: 222402 - Volkswagen: BD5T11350A | T11911335A - Wapsa: 224026

0086

IMPULSOR DE PARTIDA DO MOTOR DE ARRANQUE  
STARTER DRIVE / IMPULSOR DE PARTIDA

FOTO / Photo pg. 100

## APLICAÇÃO / Application / Aplicación

Clark: Empilhadeira CFY 40 1978... | Empilhadeira CFY50 1978...

## MOTOR

Wapsa: MPC1N

## EQUIVALENTE / Equivalent

Wapsa: 224031

0092

IMPULSOR DE PARTIDA DO MOTOR DE ARRANQUE  
STARTER DRIVE / IMPULSOR DE PARTIDA

FOTO / Photo pg. 100

## APLICAÇÃO / Application / Aplicación

Fiat: Caminhão 130 | Caminhão 160 | Caminhão 70 | Ônibus 100 | Ônibus 130 | Ônibus 70 - Fiat Allis: Trator de Esteiras ADB ...1978

## MOTOR

Bosch: 9000083024 | 9000083025

## EQUIVALENTE / Equivalent

Bosch: 9001083439

0093

IMPULSOR DE PARTIDA DO MOTOR DE ARRANQUE  
STARTER DRIVE / IMPULSOR DE PARTIDA

FOTO / Photo pg. 100

## APLICAÇÃO / Application / Aplicación

Clark: Empilhadeira com motor Detroit D478 - General Motors/Chevrolet: Caminhão D478 1996...1972

## MOTOR

Ford: C5TF11000B | C6TF11000B | C6TZ11001A | C6TZ11002C | C7TF11000A - Remy: 1107214 | 1107234 | 1107249 | 1107268 | 1107290 | 1107291 | 1107382 | 1107503 | 1107511 | 1107512 | 1107515 | 1107533 | 1107539 | 1107540 | 1107557 | 1107561 | 1107575 | 1107580 | 1107582 | 1107591 | 1107592 | 1107593 | 1107696 | 1107857 | 1107859 | 1107867 | 1107872 | 1108240 | 1108280 | 1108322 | 1108379 | 1108396 | 1108397 | 1108415 | 1108431 | 1108443 | 1108447 | 1108449 | 1108476 | 1108493 | 1108632 | 1108634 | 1108644 | 1108648 | 1108649 | 1108667 | 1108696 | 1109023 | 1109194

## EQUIVALENTE / Equivalent

Chrysler: 2525287 - Ford: C6TZ11350A - Lester: 3353 | 3362 | 3363 | 3365 | 3367 | 3511 | 3512 | 3708 | 3720 | 3726 | 3774 | 3898 | 3942 | 3972 | 3977 | 3986 | 3991 | 4191 | 4192 | 4241 | 4252 | 4265 | 4266 | 4267 | 4272 | 4274 | 4275 | 4276 | 4281 | 4284 | 4338 | 4385 | 4389 | 4392 | 4398 | 4399 | 4525 | 4537 | 4573 | 4828 | 4894 | 4898 | 4906 | 4941 | 4946 | 4949 | 4953 | 4971 | 4972 | 4973 | 4998 | 6179 | 6543 | 6730 - Lucas Indiel: 223185 - Remy: D2024 | D2025 | D2042 | 1852716 | 1876857 | 1877355 | 1933471 | 1941119 | 1941157 | 1942950 | 1950058 | 1964127 | 1966931 | 1968355 | 1971707 | 1975046 | 4019393 | 10498623

0096

IMPULSOR DE PARTIDA DO MOTOR DE ARRANQUE  
STARTER DRIVE / IMPULSOR DE PARTIDA

FOTO / Photo pg. 100

## APLICAÇÃO / Application / Aplicación

Fordson: Tratores - Perkins: Estacionários | Industriais | Tratores

0096

IMPULSOR DE PARTIDA DO MOTOR DE ARRANQUE  
STARTER DRIVE / IMPULSOR DE PARTIDA

FOTO / Photo pg. 100

## MOTOR

Italacciai: 26211U - Lucas Indiel: 26211U | 26291E | 26312B | 26227R/V | 26265J/M | 26305D/N | 26316A/M | 26329A/L | 26338A/F | 26339A/K | 26341A/J | 26352A/L | 26379A/F | 26395A/H | 26430A/D | 26431A/B | 26312BM50 | 26431AM50 | 26211MTM50

## EQUIVALENTE / Equivalent

Italacciai: SD401 - Lester: 16608 | 17646 | 17647 - Lucas: TMB115 | 54243783 | 54246738 | 54246896 | 54247187 - Lucas Indiel: 223187

0097

IMPULSOR DE PARTIDA DO MOTOR DE ARRANQUE  
STARTER DRIVE / IMPULSOR DE PARTIDA

FOTO / Photo pg. 100

## APLICAÇÃO / Application / Aplicación

Caterpillar: Máquinas com motor D330C | Máquinas com motor D333C | Máquinas com motor D334C | Máquinas com motor D336C | Máquinas com motor D344C

## MOTOR

Ford: C8ZF11000C | D3OZ11002A | D4TZ11002E | D3TF11000CA | D3TF11001CA - Remy: 1109624 | 1109628 | 1109637 | 1109638 | 1109998 | 1113353 | 1113366 | 1113371 | 1113378 | 1113386 | 1113393 | 1113407 | 1113472 | 1113477 | 1113628 | 1113631 | 1113670 | 1113827 | 1113848 | 1113853 | 1113891 | 1113904 | 1113928 | 1113934 | 1113943

## EQUIVALENTE / Equivalent

Bute: 851073 | 852762 | 852961 - Caterpillar: 6N3827 - Facet: 480118 | 480411 - Ford: C8TZ11350B | C8TZ11350D | C9WF11350C | D4HF11350AA - Lester: 3288 | 3339 | 3352 | 3370 | 3374 | 3790 | 3948 | 3955 | 3971 | 3987 | 3990 | 3999 | 4997 | 6191 | 6197 | 6202 | 6224 | 6225 | 6227 | 6232 | 6233 | 6238 | 6242 | 6246 | 6249 | 6250 | 6251 | 6252 | 6253 | 6254 | 6259 | 6349 | 6355 | 6360 | 6361 | 6363 | 6371 | 6372 | 6373 | 6374 | 6516 | 6530 | 6544 | 6557 | 6558 | 6559 | 6566 | 6567 | 6568 | 6618 | 6636 | 6638 | 6639 | 6682 | 6683 | 6686 | 6687 | 6688 - Lucas Indiel: 223111 - Remy: 1114087 | 1893560 | 1894213 | 1936647 | 1946945 | 1946957 | 1970711 | 8000068

0101

IMPULSOR DE PARTIDA DO MOTOR DE ARRANQUE  
STARTER DRIVE / IMPULSOR DE PARTIDA

FOTO / Photo pg. 100

## APLICAÇÃO / Application / Aplicación

Asia Motors: Compressor com motor Deutz 8 cil - Atlas Copco: Tratores com motor Deutz 8 cil - Deutz: Motores 8 cil

## MOTOR

Bosch: 0001358051 | 0001359001 | 0001359003 | 0001359006 | 0001359007 | 0001359010 | 0001359019 | 0001359024 | 0001359040 | 0001359050 | 0001360002 | 0001360003 | 0001360009 | 0001360016

## EQUIVALENTE / Equivalent

Bosch: 2006209109 | 2006209120 | 2006209302 - Italacciai: SD349 - Lucas Indiel: 223188

0102

IMPULSOR DE PARTIDA DO MOTOR DE ARRANQUE  
STARTER DRIVE / IMPULSOR DE PARTIDA

FOTO / Photo pg. 100

## APLICAÇÃO / Application / Aplicación

Chrysler: Caminhão Dodge com motor Perkins 4 cil - John Deere: Trator 6600 | Trator 7500 | Tratores com motor Perkins 3 cil

## MOTOR

Lucas Indiel: 35256034 | 35256425 | 35256433 | 35256519 | 35256520 | 35256637 | 35256900 | 35257188 | 35257720 | 35258930

## EQUIVALENTE / Equivalent

Bosch: 1987BE0003 - Lucas Indiel: 227814 | 32557814 | 35255870 | 35256861 | 35257814

0105

IMPULSOR DE PARTIDA DO MOTOR DE ARRANQUE  
STARTER DRIVE / IMPULSOR DE PARTIDA

FOTO / Photo pg. 100

## APLICAÇÃO / Application / Aplicación

Agrale: Caminhão 1600D | Caminhão 1800D | Caminhão TX1600D - Case: Escavadeira Hidráulica 80CP | Escavadeira Hidráulica 80CR | Pá Carregadeira W18 | Pá Carregadeira W20 | Pá Carregadeira W20B | W18 | W20 (MBB-OM 352) | W20B (MBB-OM 352A) - CBT: Trator 1065 (MBB-OM 314) | Trator 1105 (MBB-OM 352) | Trator 2080 (MBB-OM 314) | Trator 2105 (MBB-OM 352) | Trator 2600 10/1976... | Trator 8060 4x4 (MBB-OM 352) | Trator 8440 10/1976... | Trator Oliver 1020 10/1976... | Trator Oliver 1065 10/1976... | Trator Oliver 950 10/1976... - Chrysler: Caminhão Dodge D950 com motor MWM | Caminhão Dodge P700 com motor MWM | Caminhão Dodge P900 com motor MWM - Clark: Pá Carregadeira Michigan 45C | Pá Carregadeira Michigan 55A | Pá Carregadeira Michigan 55C | Pá Carregadeira Michigan 65R | Pá Carregadeira Michigan 75III - Deutz: Trator 100S 01/1981... | Trator 120S 01/1981... | Trator 4.190 01/1981... | Trator 80S 01/1981... | Trator AX 4.100 01/1981...

Fiat Allis: Escavadeira Hidráulica FE105 | Motoniveladora FG70 | Motoniveladora FG85 - Ford: Cargo C 1215 | Cargo C 1216 | Cargo C 1217 | Cargo C 1415 | Cargo C 1416 | Cargo C 1417 | Cargo C 1421 | Cargo C 1617 | Cargo C 1621 | Cargo C 814 | Cargo C 815 | F4000 - John Deere: Trator Série 7000 com motor MMB | Trator Série 7200 turbo com motor MMB | Trator Série 7700 com motor MMB | Trator Série 7700 turbo com motor MMB - Komatsu: Trator de Esteiras D30E MBB OM 352, 352A | Trator de Esteiras D50A MBB OM 352, 352A | Trator de Esteiras D50P MBB OM 352, 352A - Mercedes Benz: Caminhão / Ônibus LP1219 | Caminhão / Ônibus 1113 | Caminhão / Ônibus 1214 | Caminhão / Ônibus 1218 | Caminhão / Ônibus 1313 | Caminhão / Ônibus 1316 | Caminhão / Ônibus 1414 | Caminhão / Ônibus 1418 | Caminhão / Ônibus 1513 | Caminhão / Ônibus 1516 | Caminhão / Ônibus 1614 | Caminhão / Ônibus 1618 | Caminhão / Ônibus 1621 | Caminhão / Ônibus 1720 | Caminhão / Ônibus 2013 | Caminhão / Ônibus 2016 | Caminhão / Ônibus 2213 | Caminhão / Ônibus 2215 | Caminhão / Ônibus 2216 | Caminhão / Ônibus L1319 | Caminhão / Ônibus L608D | Caminhão / Ônibus L610(OM 352) | Caminhão / Ônibus L709D | Caminhão / Ônibus LP1419 | Chassi p/ Ônibus OF/OH 1113 com motor M366G | Chassi p/ Ônibus OF/OH 1115 com motor M366G | Chassi p/ Ônibus OF/OH 1313 com motor M366G | Chassi p/ Ônibus OF/OH 1315 com motor M366G | Chassi p/ Ônibus OF/OH 1316 com motor M366G | Chassi p/ Ônibus OF/OH O364 com motor M366G | Chassi p/ Ônibus OF/OH O371U com motor M366G - Müller: Trator RT 62H MWM 229.3 01/1995... | Trator RT 82H MWM 229.3 01/1995... | Trator VAP 55 MWM 229.3 01/1995... - MWM: Motor D2256 08/1977... | Motor D2294 08/1977... | Motor D2296 08/1977... | Motor TD2296 08/1977... - New Holland: Colheitadeira FNH 8040 MBB-OM352 | Colheitadeira FNH 8055 MBB-OM352A - Puma: Caminhão 900 série 914 com motor MWM 229.4 09/1995... - Toyota: Bandeirante MBB-OM 314 10/1976... - Valmet: Trator 110ID 08/1977... | Trator 118 08/1977... | Trator 128 08/1977... | Trator 138 08/1977... | Trator 138/4 turbo 08/1977... | Trator 148 08/1977... | Trator 78 08/1977... | Trator 85ID 08/1977... | Trator 88 08/1977... | Trator 880 08/1977... | Trator 980 08/1977... - Volkswagen: Caminhão VW11.130 | Caminhão VW13.130 | Caminhão VW6.90 | Caminhão VW7.110S | Caminhão VW7.90S | Chassi VW7.90CE | Chassi VW7.90CO | Chassi VW7.90S - Yanmar: Motor Estacionário BT22 | Motor Estacionário BT33 | Motor Estacionário BT22 | Motor Estacionário BT33 | Trator 1050D | Trator 1050D 4x4

## MOTOR

Bosch: 0001354084 | 0001359031 | 0001359055 | 0001359057 | 0001359062 | 0001359071 | 0001359072 | 0001359073 | 0001359074 | 0001359083 | 0001359084 | 0001359087 | 0001359089 | 0001359091 | 0001359097 | 0001359100 | 0001359101 | 0001359111 | 0001359113 | 0001359118 | 0001359119 | 0001360004 | 0001360025 | 0001360027 | 0001360030 | 0001360031 | 0001360032 | 0001360034 | 0001360035 | 0001360036 | 0001360037 | 0001360038 | 0001360039 | 0001360040 | 0001360046 | 0001360047 | 0001360049 | 0001360056 | 0001360057 | 0001360059 | 0001360061 | 0001360065 | 0001364108 | 0001365007 | 0001365008 | 9000083027 | 9000083028 | 9000083031 | 9000083036 | 9000083045 | 9000083046 | 9000083050 | 9000083052 | 9000083053 | 9000083054 | 9000083056 | 9000083060 | 9000083061 | 9000083063 | 9000083064 | 9000083065 | 9000083066 | 9000083067 | 9000083068 | 9000083074 | 9000453074 | 9000453082 | 9000453083

## EQUIVALENTE / Equivalent

Bosch: 2006209421 | 2006209436 | 2006209446 | 9001083406 | 9001083436 | 9002453073 - Fiat: 8122129 | 9008243 | 9926112 | 9957919 | 79028900 | 79028909  
Italacciai: SD124 - Lester: 16560 | 17073 | 17074 | 17076 | 17106 | 17136 | 17184 | 17228 | 17230 | 18029 | 18030 | 18032 | 18033 | 18111 | 18229 | 18237 - Lucas: TNB407 - Lucas Indiel: 222407 - Mercedes Benz: 0001517013 - Volkswagen: 04053926

0108

IMPULSOR DE PARTIDA DO MOTOR DE ARRANQUE  
STARTER DRIVE / IMPULSOR DE PARTIDA

FOTO / Photo pg. 100

## APLICAÇÃO / Application / Aplicación

Alfa Romeo: Alfa 6 2.0, 2.5 | Alfa 75 1.6, 1.8, 1.8 turbo, 2.5 | Alfa 90 1.8, 2.0, 2.5 | Alfesud 1.2 Super TI | Alfetta 1.6, 1.8, 2.0 | Arna 1.2 e 1.3 | F2 | Giulietta 1.3, 1.8, 2.0 | GTV2000 2.0 e 2.5 - Audi: 100 1.8, 1.9, 2.0 | 200 turbo | 200i | 80 | 80L | Quattro - BMW: 320 | 323 i | 520 | 523 i | 528 - Citroën: BX 14 | C22 | C25 | LNA II | Visa | Visa II - Fiat: Ritmo Super 85 1.5 - Ford: Belina II com motor CHT 1.6 | Capri II 2.3, 2.8 | Consul 2.3 | Corcel II 1.6 | Del Rey 1.6 | Escort 1.3, 1.6 CHT | Escort Hobby 1.6 | FT 100 | FT 125 | FT 130 | FT 150 | FT 175 | FT 190 | FT 60 | FT 75 | FT 900 | Galaxy | Granada 1.7, 2.0, 2.3, 2.6, 2.8 | Pampa 1.6 | Royale com transmissão automática e EFI | Scala 1.6 CHT | Sierra 1.6, 2.0, 2.3 | Taunus 2.0, 2.3 | Verona LX 1.6 | Versailles 1.8, 2.0 e 2.0i - General Motors/Chevrolet: Chevette 1.4 e 1.6 | Chevette Junior álcool e gasolina | Chevy 500 | Ipanema 1.8 | Kadett 1.8 | Marajó 1.4 e 1.6 | Monza - Gurgel: Carajas com motor VW AP 1.8 02/1988... - Lancia: Delta 1.5 | Gamma 2.0, 2.5 | Prisma 1.5 - Mercedes Benz: 200 | 208 | 220 | 280 | 308 | 350 | 380 | 450 | 500 - Opel: Admiral 2.8 | Ascona B, C | Blitz CF | Comodore B | Corsa 1.0, 1.2, 1.3 | Diplomat B | Kadett C, D | Manta B | Monza | Rekord | Senator - Peugeot: 104 | 504 1.6, 1.8, 2.0 (V6) | 505 1.8, 2.0 | 604 V6 | J5  
Porsche: 924 - Renault: P1000 | P2000 | R14GTL-GTS | R18 | R18 turbo | R20 | R30 | Trafic - Volkswagen: Gol 1.0i | Gol 1.6 | Gol 1.8i | LT 28 | LT 31 | LT 35 | LT 40 | LT 45 | Parati GLS | Passat GTS Pointer 1.8 5cil. a álcool | Quantum 1.8 e 2.0 CL, GL, GLS | Santana 1.8 e 2.0 CL, GL, GLS | Saveiro 1.8 álcool e gasolina | Voyage GLS 1.8 álcool e gasolina - Volvo: 140 | 142 | 144 | 160 | 164 | 240 | 340 | 360 | 760 - Yanmar: Micro Trator 1030 | Micro Trator TC11 | TC11 Super (NS 11)

## MOTOR

Bosch: 0001157024 | 0001157025 | 0001157028 | 0001157029 | 0001157030 | 0001208200 | 0001208201 | 0001208202 | 0001208206 | 0001208208 | 0001208209 | 0001208211 | 0001208216 | 0001208217 | 0001208224 | 0001208225 | 0001208226 | 0001208227 | 0001208228 | 0001208229 | 0001208233 | 0001208400 | 0001208405 | 0001211207 | 0001211215 | 0001211229 | 0001211242 | 0001311101 | 0001311103 | 0001311104 | 0001311105 | 0001311106 | 0001311107 | 0001311108 | 0001311109 | 0001311110 | 0001311112 | 0001311114 | 0001311117 | 0001311118 | 0001311120 | 0001311121 | 0001311122 | 0001311124 | 0001311125 | 0001311126 | 0001311127 | 0001311131 | 0001311132 | 0001311136 | 0001311137 | 0001311139 | 0001311140 | 0001311141 | 0001311143 | 0001311145 | 0001311147 | 0001314018 | 9000062014 | 9000082024 | 9000082025 | 9000082033 | 9000082035 | 9000082036 | 9000082041 | 9000082042 | 9000082043 | 9000082048 | 9000082050 | 9000082051 | 9000082054 | 9000082055 | 9000082058 | 9000082059 | 9000082063 | 9000082064 | 9000082065 | 9000082067 | 9000082069 | 9000082071 | 9000082074 | 9000082075 | 9000082076 | 9000082078 | 9000141116 | 9000142001 | 9000142002 | 9000142003 | 9000142102 | 9000333105 | 9000334102

0108

IMPULSOR DE PARTIDA DO MOTOR DE ARRANQUE  
STARTER DRIVE / IMPULSOR DE PARTIDA

FOTO / Photo pg. 100

## EQUIVALENTE / Equivalent

Bosch: 1006209404 | 1006209410 | 1006209414 | 1006209416 | 1006209427 | 1006209447 | 1006209462 | 1006209463 | 1006209471 | 9001066236 | 9001082340 | 9001082618 | 9001082660 | 9001082686 | 9001082748 | 9001336324 | F000AL1002 - Fiat: 9936602 | 9937705 | 82327386 - General Motors/Chevrolet: 09307667  
 Italacciai: SD436 - Lester: 16299 | 16353 | 16367 | 16401 | 16412 | 16417 | 16418 | 16443 | 16462 | 16531 | 16534 | 16538 | 16539 | 16550 | 16557 | 16593 | 16619 | 16621 | 16683 | 16684 | 16689 | 16722 | 16781 | 17031 | 17061 | 17122 - Lucas: TMB448 | TMB480 - Lucas Indiel: 221480 - Volkswagen: 059911335B | ZBC911335 | 78MU11350A

0110

IMPULSOR DE PARTIDA DO MOTOR DE ARRANQUE  
STARTER DRIVE / IMPULSOR DE PARTIDA

FOTO / Photo pg. 100

## APLICAÇÃO / Application / Aplicación

Caterpillar: Máquinas equipadas com motor D311 | Máquinas equipadas com motor D320 | Máquinas equipadas com motor D330 | Máquinas equipadas com motor D333 | Máquinas equipadas com motor D342 | Máquinas equipadas com motor D343 - Cummins: Motor Cummins 42 MT 12/14V - John Deere: John Deere 42 MT  
 Massey Ferguson: Massey Ferguson

## MOTOR

Caterpillar: 7M8651 - Chrysler: 15056 | 15113 - Ford: C3TF11000A | C3TZ11001A | C4TF11000A | C4TZ11002A | C5TZ11002C | C6TF11001A | C9HZ11000C | D3TF11000A - Leece Neville: CATF11000A | CATZ110024 - Remy: 1109625 | 1109627 | 1109631 | 1109636 | 1109642 | 1109643 | 1109649 | 1109755 | 1109759 | 1113475 | 1113519 | 1113643 | 1113645 | 1113832 | 1113884 | 1113952 | 1113955 | 1113956 | 1113957 | 1113958 | 1113965 | 1113966 | 1113968 | 1113970 | 1113971 | 1113972 | 1113973 | 1113974 | 1113975 | 1113977 | 1113978 | 1113979 | 1113981 | 1113983 | 1113986 | 1113994 | 1113995 | 1113997 | 1114066 | 1114092 | 1114140 | 1114143 | 1114145 | 1114148 | 1114150 | 1114197 | 10478802 | 10478813 | 10478824 | 10478829 | 10478894 | 10478911 | 10478986 | 10478998

## EQUIVALENTE / Equivalent

Butech: 851075 | 852763 | 852962 - Caterpillar: 6N3826 - Chrysler: 15056 | 15113 - Facet: 480117 | 480321 - Ford: EAB11350A | C2DZ11350A | C3DE11350A | C3TZ11350A | C8DF11350A | C9HE11350A | D4HF11350BA - Lester: 3041 | 3042 | 3043 | 3045 | 3047 | 3074 | 3296 | 3298 | 3299 | 3342 | 3712 | 3744 | 3745 | 3757 | 3766 | 3770 | 3785 | 3902 | 3905 | 3941 | 3958 | 3963 | 3974 | 3997 | 4600 | 4899 | 4927 | 4930 | 4937 | 4987 | 6203 | 6208 | 6229 | 6230 | 6231 | 6243 | 6245 | 6352 | 6356 | 6370 | 6378 | 6509 | 6511 | 6513 | 6538 | 6548 | 6549 | 6551 | 6552 | 6553 | 6554 | 6555 | 6556 | 6564 | 6565 | 6569 | 6619 | 6624 | 6625 | 6637 | 6671 | 6672 | 6684 | 6760 | 6762 | 6781 - Lucas Indiel: 223190 - Remy: 830620 | 1109625 | 1894211 | 1935487 | 1945487 | 1952083 | 1953373 | 1955777 | 1960370 | 1967779 | 8000066

0112

IMPULSOR DE PARTIDA DO MOTOR DE ARRANQUE  
STARTER DRIVE / IMPULSOR DE PARTIDA

FOTO / Photo pg. 100

## APLICAÇÃO / Application / Aplicación

Case: Pá Carregadeira - John Deere: Tractor

## EQUIVALENTE / Equivalent

Cargo: 133545 - Facet: 10533 | 10632 | 10633 - Lester: 3300 | 4000 | 4100 | 4211 | 4248 | 4251 | 4268 | 4307 | 4318 | 4943 | 4994 | 4995 | 6164 | 6510 | 6707 | 6731 | 6733 | 6737 - Lucas Indiel: 223191 - Remy: D2037 | A43652 | 1877345 | 1947912 | 1968131 | 1970376 | 1971706 | 10479522 | 10497522

0117

IMPULSOR DE PARTIDA DO MOTOR DE ARRANQUE  
STARTER DRIVE / IMPULSOR DE PARTIDA

FOTO / Photo pg. 100

## APLICAÇÃO / Application / Aplicación

Case: Trator 42 MT - Caterpillar: Caterpillar - Clark: Pá Carregadeira - Cummins: Empilhadeira Case 42MT 12/24V - John Deere: John Deere 42 MT

## MOTOR

Autolite Prestolite: MES6101K | MES6301K | MFJ6201J | MFY6201K | MFY6101AUT - Bosch: 0001420001 | 0001420003 | 0001420004 | 0001420005 | 0001420009 | 0001420013 | 0001420014 | 0001420015 | 0001420024 | 0001420025 | 0001421001 | 0001421002 | 0001421003 | 0001421004 | 0001421006 | 0001421008  
 Leece Neville: 7072MB | 7072MC | 7146MA | 7146MB | 7148MA - Paris Rhone: D13E117TE | D13E119TE | D13E120TE | D13E121TE | D13E122TE | D13E123TE  
 Prestolite: MES6301K - Remy: 1108898 | 1108987 | 1109158 | 1109169 | 1109170 | 1109172 | 1109178 | 1109184 | 1109229 | 1109230 | 1109233 | 1109235 | 1109236 | 1109249 | 1109736 | 1109741 | 1109746 | 1109801 | 1109869 | 1112775 | 1113127 | 1113311 | 1113312 | 1113313 | 1113326 | 1113327 | 1113329 | 1113330 | 1113335 | 1113337 | 1113359 | 1113602 | 1113603 | 1113605 | 1113607 | 1113617 | 1113620 | 1113621 | 1113744 | 1113774 | 1113775 | 1113794 | 1113816 | 1113822 | 1114024 | 1114028 | 1114036 | 1114043 | 1114044 | 1114045 | 1114955 | 1114976 | 1990335 | 1992019 - Valeo: D13E117TE | D13E118TE | D13E119TE | D13E120TE | D13E121TE | D13E122TE | D13E123TE

## EQUIVALENTE / Equivalent

Bosch: 2006202000 - Butech: 850363 | 852758 | 852957 - Cargo: 232632 - Caterpillar: 4N4517 - Facet: 480116 | 480410 - Lester: 3055 | 3064 | 3809 | 3884 | 3894 | 3895 | 3931 | 3949 | 4636 | 4731 | 4732 | 4733 | 4734 | 4747 | 4748 | 5597 | 6213 | 18020 | 18021 - Lucas Indiel: 223193 - Paris Rhone: 103066 - Prestolite: PD71  
 Remy: 1914341 | 1918866 | 1921998 | 1932526 | 1932545 | 1932605 - Valeo: NE711 | 103066 | 186621

0118

IMPULSOR DE PARTIDA DO MOTOR DE ARRANQUE  
STARTER DRIVE / IMPULSOR DE PARTIDA

FOTO / Photo pg. 100

## APLICAÇÃO / Application / Aplicación

Case: Retroescavadeira 580H - CBT: Trator 8240 | Trator 8260 4x4 com motor Perkins - Chrysler: Caminhão Dodge D300 com motor Perkins 09/1977...  
 General Motors/Chevrolet: 4006MT | 8000MT | D40 | D6000 com motor Maxion 03/1992... | Pick Up D20 com motor Maxion - John Deere: MD630 | MND730  
 Kawasaki: F1300DT | F1400DT | F1500DT | F1600DT | F1800DT | F1902DT | F2105D - Komatsu: P160 | P170 | P170T | P190 | P200 | P260 | P270 |  
 Retroescavadeira PC150 mod. 5, (Hidráulica) - Massey Ferguson: Colheitadeira MF3640 PER-A 6358 | Colheitadeira MF5650 turbo PER-AT 6354-4 | Colheitadeira MF102  
 | Colheitadeira MF1630 | Colheitadeira MF1630 PER-A 4248 | Colheitadeira MF210S | Colheitadeira MF220 | Colheitadeira MF310 | Colheitadeira MF3640 | Colheitadeira  
 MF5650 | Colheitadeira MF5650 PER-A 6354-4 | Pick Up | Trator Maxion 9150 | Trator Maxion 9110 | Trator Maxion 9130 | Trator Maxion 9170 | Trator MF265 | Trator  
 MF270 | Trator MF275 | Trator MF275/4 | Trator MF285 | Trator MF290 | Trator MF292 | Trator MF295 | Trator MF295/4 | Trator MF296 | Trator MF296/4 | Trator  
 MF400 | Trator MF50X | Trator MF55X | Trator MF65R | Trator MF65X | Trator MF85X | Trator MF86 | Trator MF95 | Trator MF95i - Mercedes Benz: Ônibus O917  
 01/1988... | Ônibus OF 1113 01/1988... | Ônibus OH1113 01/1988... - Perkins: Maxion S4T GM - D20 03/1992... | Maxion 1006.6T Trator Ideal 9075 09/1994... | Maxion  
 1006.6T Trator Ideal 9090 09/1994... | Maxion S4T GM - D6000 03/1992... | Motor Industrial 4203 | Motor Industrial 4236 | Motor Industrial 63544 | Motor Industrial 6358 |  
 Motor Industrial 3152 | Motor Industrial 4203 | Motor Industrial 4236 | Motor Industrial 6358 | Perkins 248 Trator CBT 8240 01/1984... | Perkins 4236 A | Perkins 6.354/4  
 Trator CBT 8260 4x4 01/1984... | Perkins A6.358 08/1989... | Trator 296 04/1976... | Trator 400 04/1976... | Trator Ideal 9110 08/1989... | Trator Ideal 9130 08/1989... | Trator  
 Ideal 9150 08/1989... | Trator Ideal 9170 08/1989... | Trator MF 290/4 04/1976... | Trator MF 292 04/1976... | Trator MF 275 04/1976... | Trator MF 275/4 04/1976... | Trator  
 MF 283 | Trator MF 283 04/1976... | Trator MF 290 04/1976... | Trator MF 292 turbo 04/1976... | Trator MF 296/4 04/1976... - Volvo: 406 | 407 | F82 | F83S - Yanmar:  
 Motor Estacionário BT22 | Motor Estacionário BT33 | Motor Estacionário BT222 | Motor Estacionário BT233 | Trator 1050D | Trator 1050D 4x4

## MOTOR

Bosch: 0001359008 | 0001359064 | 0001359067 | 0001360050 | 0001365005 | 9000083035 | 9000083038 | 9000083041 | 9000083042 | 9000083051 | 9000083055 |  
 9000083058 | 9000083059 | 9000083062 | 9000453073 | 9000453086 | F000ALO700

## EQUIVALENTE / Equivalent

Bosch: 2006209394 | 2006209405 | 2006209435 | 9002453038 | 9002453074 | 9002453082 - Italacciai: SD312 - Lester: 18122 | 18259 - Lucas: TNB439  
 Lucas Indiel: 222439

0125

IMPULSOR DE PARTIDA DO MOTOR DE ARRANQUE  
STARTER DRIVE / IMPULSOR DE PARTIDA

FOTO / Photo pg. 100

## APLICAÇÃO / Application / Aplicación

Agrale: Mini Pá Carregadeira | Motor Estacionário M790 | Trator T4200 | Trator T4300 - Bobcat: Mini Pá Carregadeira com motor Agrale - Clark: Mini Pá Carregadeira

## MOTOR

Bosch: 9000453013 | 9000453048 - Wapsa: MPB38

## EQUIVALENTE / Equivalent

Bosch: 9001453349 - Lucas: TWB240 - Wapsa: 224040

0133

IMPULSOR DE PARTIDA DO MOTOR DE ARRANQUE  
STARTER DRIVE / IMPULSOR DE PARTIDA

FOTO / Photo pg. 100

## APLICAÇÃO / Application / Aplicación

Asia Motors: Compressor AX430 - Case: Pá Carregadeira W36 com motor Cummins e Scania | Pá Carregadeira W36B com motor Cummins e Scania | Trator Agrícola 2470  
 | Trator Agrícola 4490 - Caterpillar: Grupo Gerador 3304T | Grupo Gerador 3306T | Moto Scraper 631E | Motoniveladora 120B 3306 | Motoniveladora 140B 3306 | Pá  
 Carregadeira 930 | Pá Carregadeira 966 | Trator de Esteiras 631E | Trator de Esteiras D4D | Trator de Esteiras D4E | Trator de Esteiras D5B | Trator de Esteiras D6C |  
 Trator de Esteiras D6D | Trator de Esteiras D6E | Trator de Esteiras D8L - Cummins: Chassi p/ ônibus UC210 | Chassi p/ ônibus RC210 | Motor 250 Super | Motor 6C |  
 Motor 6CT | Motor 6CTA | Motor N855 - Fiat: Caminhão 190 | Caminhão 190T | Caminhão 210 | Caminhão 180 - Fiat Allis: Trator de Esteiras AD14 com motor Scania  
 Fiat Iveco: Caminhão - Komatsu: Trator de Esteiras D60A com motor Cummins N855 | Trator de Esteiras D60E com motor Cummins N855 | Trator de Esteiras D60F com  
 motor Cummins N855 | Trator de Esteiras D65A com motor Cummins N855 | Trator de Esteiras D65E com motor Cummins N855 - Mafersa: Trator M série M 210 com motor  
 Cummins 6CTA 8.3 09/1991... | Trator M série M 240 com motor Cummins 6CTA 8.3 09/1991... - Massey Ferguson: Trator MF4780 com motor Scania DN11  
 Mercedes Benz: Caminhão 1520 | Caminhão 2020 OM355-5 | Caminhão 2624 | Caminhão MB856 | Caminhão MB858 | Caminhão MB866 | Caminhão MB868 |  
 Caminhão/Ônibus 2220 | Caminhão/Ônibus 1419 | Caminhão/Ônibus 1420 | Caminhão/Ônibus 1517 | Caminhão/Ônibus 1518 | Caminhão/Ônibus 1519 |  
 Caminhão/Ônibus 1524 | Caminhão/Ônibus 1525 | Caminhão/Ônibus 1924 | Caminhão/Ônibus 1924A | Caminhão/Ônibus 1929 | Caminhão/Ônibus 1932 |  
 Caminhão/Ônibus 1933 | Caminhão/Ônibus 1934 | Caminhão/Ônibus 2019 | Caminhão/Ônibus 2219 | Caminhão/Ônibus 2624A | Chassi p/ Ônibus 1420 | Chassi p/  
 Ônibus 1517 | Chassi p/ Ônibus 1518 | Chassi p/ Ônibus O364 | Chassi p/ Ônibus O370 | Chassi p/ Ônibus O371 | Chassi p/ Ônibus O371UP | Chassi p/ Ônibus  
 OH1419 | Motor Estacionário, gerador, industrial e marítimo OM314 | Motor Estacionário, gerador, industrial e marítimo OM352 | Motor Estacionário, gerador, industrial e  
 marítimo OM352A | Motor Estacionário, gerador, industrial e marítimo O370 OM355-5, 6, 6A, 6LA | Motor Estacionário, gerador, industrial e marítimo O371 OM355-5A, 6A, 6LA  
 | Motor Estacionário, gerador, industrial e marítimo O371UP OM355-5 | Ônibus O355 OM355-6 | Ônibus O364 OM355-5 e 6 | Ônibus O365 OM355-5 | Ônibus O371 |  
 Ônibus O371UP | Ônibus O370 - MWM: Motor D232 | Motor TD232 - Scania: Caminhão 145 | Caminhão BR145 | Caminhão CR145L | Caminhão CR145T | Caminhão  
 CR145X | Caminhão DS114 | Caminhão L D11 | Caminhão L DS11 | Caminhão LS D11 | Caminhão LS DS11 | Caminhão LT 110 D11 | Caminhão LT 110S DS11 | Chassi  
 p/ ônibus K112 | Chassi p/ ônibus S112 | Chassi p/ ônibus BR116S | Motor DN11 industrial e marítimo | Motor DS11 industrial e marítimo | Motor DS14 industrial e  
 marítimo | Ônibus BR115 05/1975... | Ônibus BR115S 05/1975... | Ônibus BR116 05/1975... | Ônibus BR116S 05/1975... - Volkswagen: Caminhão VW14.170 | Caminhão  
 VW14.210 | Caminhão VW16.170 | Caminhão VW16.210 - Volvo: Caminhão 210 | Caminhão N10 | Caminhão N12 | Caminhão NL10 | Caminhão NL10-340 |  
 Caminhão NL2-400 | Chassi p/ ônibus B10M | Chassi p/ ônibus B58E



0133

IMPULSOR DE PARTIDA DO MOTOR DE ARRANQUE  
STARTER DRIVE / IMPULSOR DE PARTIDA

FOTO / Photo pg. 100

## MOTOR

Bosch: 0001410021 | 0001410041 | 0001410063 | 0001410089 | 9000084007 | 9000084008 | 9000084009 | 9000084010 | 9000084011 | 9000084012 | 9000084013 | 9000084014 | 9000084015 | 9000084016 | 9000084017 | 9000084018 | 9000084019 | 9000084020 | 9000084021 | 9000084022 | 9000084023 - Remy: 19024013 | 19024016 | 19024038 | 19024063 | 19024064 | 19024071 | 19024076 | 19024077 | 19024079 | 19024087 | 19024135 | 19024180 | 19024801

## EQUIVALENTE / Equivalent

Bosch: 2003162001 | 2003162005 | 2003162006 | 2003162016 | 2006401527 - Fiat: 9926536 - Lucas Indiel: 223197 - Remy: 19024391 | 19024909 - TJ: 0842116 | 0842190 | 0846190

0134

IMPULSOR DE PARTIDA DO MOTOR DE ARRANQUE  
STARTER DRIVE / IMPULSOR DE PARTIDA

FOTO / Photo pg. 101

## APLICAÇÃO / Application / Aplicación

Case: Trator - Ford: Bedford - Hyundai: Pony - Massey Ferguson: Massey Ferguson

## MOTOR

Lucas Indiel: 27423A | 27452A | 27475A | 26275F/K | 26280F/J | 26306E/H | 27412A/D | 27416A/D

## EQUIVALENTE / Equivalent

Lester: 17642 - Lucas: TMB125 | 54247397 | 60600078

0144

IMPULSOR DE PARTIDA DO MOTOR DE ARRANQUE  
STARTER DRIVE / IMPULSOR DE PARTIDA

FOTO / Photo pg. 101

## APLICAÇÃO / Application / Aplicación

Ford: Laser - Mazda: Capella | Familia | Luce | Pick Up 1000 1.2 | Proceed - Mitsubishi: Celeste 1.6 com motor 4G5 | Colt 1.2 com motor 4G5 | Colt Galant 1.8, 2.0 com motor 4G5 | Galant 1.6 com motor 4G5 | Lancer Galant 4G5 | Trator - Nissan: 260 | 280 | Caball | E60 | ZX 300

## MOTOR

Mazda: 22218400 | 32418400 | 022218400A | 032418400A | 042618400A | 042618400B | 489418400B | 489418400C | 489418400D - Mitsubishi: MEWR | MQJR | ME031 | ME041 | MQJ1R | MQJ2R | MQJ6R | MCA020 | ME10WR | MEA010 | MEA011 | MEA030 | MEA031 | MEA040 | MEA041 | MEA061 | MEA071 | MEA121 | MEC012 | MED030 | MED031 | MED032 | MED034 | MED041 | MED042 | MED074 | ME10AZR | ME12AZR | M2T10171 | M2T10271 | M2T15772 | M3T10071 | M3T10072 | M3T10171 | M3T10271 | M3T10272 | M3T10371 | M3T10372 | M3T10572 | M3T10672 | M3T11172 | M3T11173 | M3T11174 | M3T11272 | M3T11372 | M3T11373 | M3T11772 | M3T12372 | M3T12572 | M3T12672 | M3T13071 | M3T13072 | M3T15072 | M3T15073 | M3T15074 | M3T15075 | M3T15171 | M3T15271 | M3T15372 | M3T15675 | M3T15772 | M3T15872 | M3T15972 | M3T19171 | M3T19271 | M3T19471 | M4T14674 | M4T14372 | M4T14572 | M4T14672 | M4T14673 | M4T14674 | M4T14771 | M4T14872 | M4T41672 | MD001550 | MD001552 | MD001553 | MD003550 | MD003551 | MD011550 | MD011553 | MD021665 | MD021666 | MD021670 | MD021672 | MD021676 | MD021679 | MD021686 | MED10AZR | M3T11173Q - Nissan: 2330078511

## EQUIVALENTE / Equivalent

Facet: 10127 - Lester: 16210 | 16500 | 16519 | 16520 | 16522 | 16524 | 16571 | 16588 | 16720 | 16742 | 18097 - Lucas Indiel: 223201 - Mazda: 022224722 | 175723709  
Mitsubishi: K300 | K320 | MD02052 | MD600679 | MD602052 | MD602678 | MD602679 | MD6020599 | M191T30171 | M191T30971 | M191T30972 | M191T30973 | M191T33071 | M191T602052 | M191T602059 - Nissan: 23312E3010 - Ww: 10127

0150

IMPULSOR DE PARTIDA DO MOTOR DE ARRANQUE  
STARTER DRIVE / IMPULSOR DE PARTIDA

FOTO / Photo pg. 101

## APLICAÇÃO / Application / Aplicación

Massey Ferguson: Especial/Special - New Holland: Especial/Special | Trator - Perkins: Estacionários | Industriais | Tratores

## MOTOR

Italaccai: 26273E - Lucas Indiel: 26246M | 26290B | 26304D | 26323A | 26427A | 26273E/F | 26273H/M | 26274E/F | 26274H/N | 26294D/E | 26294F/Q | 26295D/Q | 26343A/K | 26344A/F | 26345A/J | 26351A/H | 26357A/E | 26358A/H | 26365A/F | 26366A/F | 26369A/J | 26374A/F | 26376A/L | 26378A/H | 26393A/F | 26403A/D | 26404A/D | 26408A/E | 26409A/E | 26410A/B | 26411A/B | 26414A/E | 26436A/B | 26426MM50 | 26323AM50 | 26427AM50 | 26404ADM50

## EQUIVALENTE / Equivalent

Italaccai: SD198 - Lester: 16670 | 17071 | 17072 | 17649 | 17650 | 17651 | 17652 - Lucas: TMB100 | 54244938 | 54246285 | 54246654 | 60600066 - Lucas Indiel: 223205

0155

IMPULSOR DE PARTIDA DO MOTOR DE ARRANQUE  
STARTER DRIVE / IMPULSOR DE PARTIDA

FOTO / Photo pg. 101

## APLICAÇÃO / Application / Aplicación

Ford: Trator 2000 | Trator 3000 | Trator 8000 73 - Perkins: Estacionários | Industriais | Tratores

0155

IMPULSOR DE PARTIDA DO MOTOR DE ARRANQUE  
STARTER DRIVE / IMPULSOR DE PARTIDA

FOTO / Photo pg. 101

## MOTOR

Lucas Indiel: 27510 | 27573 | 27574 | 26236L | 26248M | 26256H | 26260E | 26285F | 26288F | 26412A | 26413A | 26422A | 27245A | 27403A | 27407A | 27408A | 27414A | 27435A | 27439A | 27446A | 27459A | 27469A | 27513A | 27568A | 27583D | 26238M/Q | 26259L/N | 26264H/K | 26271F/J | 26279F/K | 26281F/J | 26283H/K | 26310E/F | 26321D/F | 26347A/B | 26364A/F | 26370B/E | 26375A/D | 26387A/E | 26391A/B | 27409A/D | 27411A/B | 27415A/D | 27417A/D | 27420A/B | 27424A/B | 27426A/F | 27427A/E | 27429A/B | 27432A/E | 27433A/D | 27461A/B | 27464A/B | 27468A/B | 27470A/B | 27474A/B | 27502A/D | 27503A/D | 27514A/B | 27515A/E | 27518A/E | 27519A/D | 27522A/D | 27523A/D | 27524A/B | 27525A/B | 27526A/D | 27527A/B | 27532A/D | 27536A/D | 27537A/B | 27538A/D | 27539A/F | 27540A/H | 27541A/D | 27550A/B | 27559A/E | 27565B/D | 27570A/B | 27571A/B | 27572A/B | 26287F/J

## EQUIVALENTE / Equivalent

Bosch: 1987BE0024 - Cargo: 130452 - Italacciai: SD303 - Lester: 16606 | 16660 | 16670 | 17072 | 17639 | 17640 | 17641 | 17644 | 17645 | 17649 | 17651 | 17652 | 17653 - Lucas: TMB120 | TNB108 | TNB165 | 54247034 | 54247036 | 54268141 | 54294922 | 60600024 - Lucas Indiel: 228141

0163

IMPULSOR DE PARTIDA DO MOTOR DE ARRANQUE  
STARTER DRIVE / IMPULSOR DE PARTIDA

FOTO / Photo pg. 101

## APLICAÇÃO / Application / Aplicación

Agrale: Caminhão TX1100 M790 | Motor Estacionário M70 08/1977... | Motor Estacionário M790 08/1977... | Motor Estacionário M80 08/1977... | Motor Estacionário M85 08/1977... | Motor Estacionário M90 08/1977... | Motor Estacionário M93ID 08/1977... | Trator 4100 08/1977... | Trator 416 08/1977... | Trator 420 08/1977...

## MOTOR

Bosch: 9000082028

## EQUIVALENTE / Equivalent

Bosch: 9001082401 - Lucas: TMB401

0182

IMPULSOR DE PARTIDA DO MOTOR DE ARRANQUE  
STARTER DRIVE / IMPULSOR DE PARTIDA

FOTO / Photo pg. 101

## APLICAÇÃO / Application / Aplicación

Massey Ferguson: Colheitadeira MF | Trator MF - TCM Equipment Ag: Série 42MT 24V com motor Detroit

## MOTOR

Ford: C8TF11000B | C8TZ11002A | E0HZ11002A | E0HT11000AA | E0HT11000AB - Remy: 1113852 | 1113871 | 1113873 | 1113940 | 1113941 | 1113985 | 1113988 | 1114052 | 1114077 | 1114094 | 1114101 | 1114146 | 1114154 | 1114168

## EQUIVALENTE / Equivalent

Facet: 10583 | 480417 - Ford: C8TZ11350A | C8WF11350A - Lester: 3758 | 3798 | 3945 | 3979 | 6257 | 6381 | 6500 | 6515 | 6547 | 6681 - Lucas Indiel: 223211 - Remy: 0800069 | 0800071 | 1893562 | 1894214 | 1894216 | 1947920 | 1950586 | 1971167 - Ww: 480417

0186

IMPULSOR DE PARTIDA DO MOTOR DE ARRANQUE  
STARTER DRIVE / IMPULSOR DE PARTIDA

FOTO / Photo pg. 101

## APLICAÇÃO / Application / Aplicación

Hyster: Empilhadeira com motor Perkins 4203 | Empilhadeira com motor Perkins 4236 | Empilhadeira com motor Perkins GM2500 4C | Empilhadeira com motor Perkins GM4100 6 cil - Perkins: Estacionários | Industriais | Tratores

## MOTOR

Bosch: 9000453007 | 9000453008 | 9000453044 | 9000453045 - Wapsa: MPB47 | MPB48

## EQUIVALENTE / Equivalent

Bosch: 9001453344 - Lucas: TWB245 - Wapsa: 224045

0188

IMPULSOR DE PARTIDA DO MOTOR DE ARRANQUE  
STARTER DRIVE / IMPULSOR DE PARTIDA

FOTO / Photo pg. 101

## APLICAÇÃO / Application / Aplicación

TCM Equipment Ag: Série 42MT 24V Allis Chalmers

## MOTOR

Autolite Prestolite: MES6102K | MFJ6301D | MFJ6306C | MES6103LUT | MFY6104CUT - Bosch: 0001370002 | 0001420002 | 0001420006 | 0001420007 | 0001420008 | 0001420010 | 0001420011 | 0001420026 | 0001420027 | 0001421007 | 0001421009 | 0001421010 - Leece Neville: 7082MA | 7086MA | 7086MB | 7120MA | 7186MB | M0017232MA | M0017234MA | M0017274MA - Remy: 1103809 | 1108894 | 1108895 | 1109234 | 1109237 | 1109248 | 1109762 | 1109767 | 1109823 | 1109874 | 1109891 | 1113606 | 1113612 | 1113619 | 1113730 | 1113731 | 1113736 | 1113741 | 1113747 | 1113751 | 1113772 | 1113773 | 1113781 | 1113782 | 1113785 | 1113805 | 1113809 | 1113815 | 1113885 | 1114041

## EQUIVALENTE / Equivalent

Butech: 850629 | 852760 | 852959 - Facet: 480115 | 480320 - Lester: 3053 | 3056 | 3057 | 3058 | 3060 | 3061 | 3777 | 3846 | 3976 | 4749 | 4984 | 5311 | 6209 | 18022 | 18038 - Lifan: 101BMP2991 - Lucas Indiel: 223212 - Prestolite: PD8A - Remy: 1909514 | 1918079 | 1920669 | 1932031 | 1948764 | 1964300 | 1964302 | 1985129 - Utms: DV202749 - Ww: 480115

0193

IMPULSOR DE PARTIDA DO MOTOR DE ARRANQUE  
STARTER DRIVE / IMPULSOR DE PARTIDA

FOTO / Photo pg. 101

## APLICAÇÃO / Application / Aplicación

Yale: Empilhadeira 51CP Ford 6 cil | Empilhadeira 51P Ford 6 cil | Empilhadeira 83A Gm 6 cil

## MOTOR

Wapsa: MPE1 | MPB25 | MPB27

## EQUIVALENTE / Equivalent

Bosch: 9001453387 - Wapsa: 224011

0198

IMPULSOR DE PARTIDA DO MOTOR DE ARRANQUE  
STARTER DRIVE / IMPULSOR DE PARTIDA

FOTO / Photo pg. 101

## APLICAÇÃO / Application / Aplicación

Clark: Empilhadeira

0216

IMPULSOR DE PARTIDA DO MOTOR DE ARRANQUE  
STARTER DRIVE / IMPULSOR DE PARTIDA

FOTO / Photo pg. 101

## APLICAÇÃO / Application / Aplicación

Peugeot: 504 D | 505 D | 604 TD | J7 D | J9 D - Renault Agri: R 7221 - Volvo: Motor Estacionário com motor Indenor XDP 4.90 e 6.90 | Motor Marine com motor Indenor XDP 4.90 e 6.90

## MOTOR

Italacciai: D11E156 - Paris Rhone: D11E156

## EQUIVALENTE / Equivalent

Italacciai: SD813 - Lester: 16715 - Lucas Indiel: 223482 - Paris Rhone: 95956

0217

IMPULSOR DE PARTIDA DO MOTOR DE ARRANQUE  
STARTER DRIVE / IMPULSOR DE PARTIDA

FOTO / Photo pg. 101

## APLICAÇÃO / Application / Aplicación

Peugeot: 403 Diesel | 404 Diesel | 504 Diesel - Renault: Trator R7201 | Trator R85 | Trator R87

## MOTOR

Italacciai: D11E079 - Paris Rhone: D11E79 | D11E105 | D11E109 | D11E110 | D11E115 | D11E142 | D11E143

## EQUIVALENTE / Equivalent

Bendix: 333418 - Italacciai: SD192 - Paris Rhone: 55105 | 70672 - Valeo: NE156

0223

IMPULSOR DE PARTIDA DO MOTOR DE ARRANQUE  
STARTER DRIVE / IMPULSOR DE PARTIDA

FOTO / Photo pg. 101

## APLICAÇÃO / Application / Aplicación

Alfa Romeo: 2600TT - BMW: 1500 | 1502 | 1600 | 1602 | 1800 | 1800Ti | 1802 | 2000 | 2002 | 2002 Turbo | 2500 | 2800 | 3000 | 316 | 318 | 320 | 320i | 3300 | 518 | 520 | 520i | 525 | 528 | 528i | 728 - Ford: Transit 100 | Transit 1250 | Transit 1500 | Transit 800 - Kawasaki: 33 | 34 - KHD: D25 | D2505 | D30 | D30 S | D3005 | F2L712 | F2L812 - Mercedes Benz: L206 | L207 | L306 | L307 - Porsche: 33.1 | 616

## MOTOR

Bosch: 0001207003 | 0001207006 | 0001207012 | 0001207014 | 0001207015 | 0001208004 | 0001208006 | 0001208007 | 0001208032 | 0001209001 | 0001209006 | 0001209014 | 0001211020 | 0001214001 | 0001310005 | 0001310010 | 0001310013 | 0001311007 | 0001311016 | 0001311025 | 0001311045

## EQUIVALENTE / Equivalent

Bosch: 1006209030 | 1006209032 | 1006209039 | 1006209049 | 1006209056 | 1006209071 | 1006209105 | 1006209110 | 1006209140 | 2006208013 | 9003336212

Italacciai: SD306 - Lester: 16320 | 16334 | 16336 | 16344 | 16356 | 16362 | 16442 | 16687 | 17414 - Lucas Indiel: 223320

0224

IMPULSOR DE PARTIDA DO MOTOR DE ARRANQUE  
STARTER DRIVE / IMPULSOR DE PARTIDA

FOTO / Photo pg. 101

## APLICAÇÃO / Application / Aplicación

Harvester: D 430 | D 432 | D 439

## MOTOR

Bosch: 0001354026 | 0001354032

## EQUIVALENTE / Equivalent

Bosch: 2006208014 | 2006209031 | 2006209185 | 2006209901 - Italacciai: SD015

0225

IMPULSOR DE PARTIDA DO MOTOR DE ARRANQUE  
STARTER DRIVE / IMPULSOR DE PARTIDA

FOTO / Photo pg. 101

## APLICAÇÃO / Application / Aplicación

Alfa Romeo: Alfetta 2.0 turbo diesel - KHD: F1L410 | F2L410 | F2L411 | F3L912 | FHL912 - Lamborghini: 503DT | 603DT | R503 | R603

## MOTOR

Bosch: 0001358017 | 0001358038 | 0001358046 | 0001358047

## EQUIVALENTE / Equivalent

Bosch: 2006209071 | 2006209366 | 2006209386 | 2006209916 - Fiat: 8122123 - Italcacciai: SD013 - Lester: 17074 | 17112

0226

IMPULSOR DE PARTIDA DO MOTOR DE ARRANQUE  
STARTER DRIVE / IMPULSOR DE PARTIDA

FOTO / Photo pg. 101

## APLICAÇÃO / Application / Aplicación

Atlas Copco: Especial/Special - KHD: D4005 | D4505 | D5005 | D5505 | F3L812 | F4L812 - Lamborghini: 7R | 7R DT | R355 DT

## MOTOR

Bosch: 0001354010 | 0001358018 | 0001358020 | 0001358027 | 0001358033

## EQUIVALENTE / Equivalent

Bosch: 2006209013 | 2006209072 | 2006209073 | 2006209388 | 2006209917 - Italcacciai: SD038

0291

IMPULSOR DE PARTIDA DO MOTOR DE ARRANQUE  
STARTER DRIVE / IMPULSOR DE PARTIDA

FOTO / Photo pg. 102

## APLICAÇÃO / Application / Aplicación

Alfa Romeo: 30 | 32 | 35 | 40 AR8 - Fiat: 131D 2.0 e 2.5 | 132D 2.0 e 2.5 | 241TN | 40NC | 465C | 466DT | 480DT | 500 | 500DT | 505 | 505C | 505S | 50F8 | 50NC | 540 | 540DT | 55F8 | 55NC | 565C | 566DT | 570 | 570DT | 580 | 580DT | 60F8 | 616N3 4 | 625N3P | Argenta 2.5 | BI20 25 30 C | BIM20 25 | Campagnola diesel | DI12 15 | DT450 | Marengo D 2.5 | R450 - Fiat Iveco: Ducato 10 2.5D | Ducato 13 2.5D | Furgão Daily

## MOTOR

Bosch: 0001362039 | 0001362062 | 0001362073 | 0001362102 | 0001362322 | 0001362323 | 0001363111 | 0001363122

## EQUIVALENTE / Equivalent

Bosch: 2006209470 | 2006209483 | 9001451343 | F002G20279 - Fiat: 9936730 | 9937949 | 9956676 | 9983629 | 79026090 - Italcacciai: SD184 - Lucas Indiel: 223227

0302

IMPULSOR DE PARTIDA DO MOTOR DE ARRANQUE  
STARTER DRIVE / IMPULSOR DE PARTIDA

FOTO / Photo pg. 102

## APLICAÇÃO / Application / Aplicación

Massey Ferguson: E7C | MF155 | MF158 | MF168 | MF186 | MF187 | MF188 | MF487 | MF507 | MF510 | MF520 | MF525 | MF87 | SC50 | SM6A | SM6B | SM6C | SM7 | SM8 | SM8TU - Perkins: Estacionários | Industriais | Tratores - Volvo: Especial/Special

## MOTOR

Bosch: 0001359002 | 0001359008 | 0001359009 | 0001359011 | 0001359020 | 0001359034 | 0001360013 | 0001360020 | 9000143101

## EQUIVALENTE / Equivalent

Bosch: 2006209111 | 2006209305 | 2006209345

0304

IMPULSOR DE PARTIDA DO MOTOR DE ARRANQUE  
STARTER DRIVE / IMPULSOR DE PARTIDA

FOTO / Photo pg. 102

## APLICAÇÃO / Application / Aplicación

John Deere: 1020U | 2030OU | JD300 | JD310 | JD350 | JD400 | JD450 | MD1020 | MD1120 | MD1530 | MD1630 | MD1830 | MD2030 | MD2130 | MD290 | MD3130 | MD330 | MD820 | MD820VU | MD830 | MD925 | MD930 | MD935 | MD940 | MD942 | MD945 | MD950 | MD952 | MD955 | MD960 | MD965 | MD968 | MD969 | MD970 | MD975 | VU. 1630 - Mueller: 1020OU/VU | 1630 | 2030OU | JD300 | JD310 | JD350 | JD400 | JD450 | MD1020 | MD1120 | MD1530 | MD1630 | MD1830 | MD2030 | MD2130 | MD3130 | MD820 | MD820VU | MD830 | MD920 | MD925 | MD930 | MD935 | MD940 | MD942 | MD945 | MD950 | MD952 | MD955 | MD960 | MD965 | MD968 | MD969 - Zanello: Trator com motor Cummins

## MOTOR

Bosch: 0001359016

## EQUIVALENTE / Equivalent

Bosch: 2006209200 | 2006209201 - Italcacciai: SD018 - Lucas Indiel: 223555

0308

IMPULSOR DE PARTIDA DO MOTOR DE ARRANQUE  
STARTER DRIVE / IMPULSOR DE PARTIDA

FOTO / Photo pg. 102

## APLICAÇÃO / Application / Aplicación

ABG: Alexander 126 F3L912 Deutz Diesel 1968...1976 | Alexander 126H F3L912 Deutz Diesel 1976...1982 | Alexander 128 F4L912 Deutz Diesel 1976...1982 | Alexander 128G F4L912 Deutz Diesel 1976...1982 | BV 590 F4L912 Deutz Diesel 1969...1980 | MAW 172 F4L912 Deutz Diesel 1969...1980 | MAW 172S F4L912 Deutz Diesel 1969...1980 | MAW 173 F4L912 Deutz Diesel 1969...1980 | MAW 173S F4L912 Deutz Diesel 1969...1980 | Puma 168 F3L912 Deutz Diesel 1976...1982 | Puma 168A F3L912 Deutz Diesel 1976...1982 | Puma 177 F6L912 Deutz Diesel 1976...1982 | Puma 177V F6L912 Deutz Diesel 1976...1982 | Puma 177VS F6L912 Deutz Diesel 1976...1982 | Puma 178 F6L912 Deutz Diesel 1976...1982 | Titan 300 F6L912 Deutz Diesel 1967...1971 | VAS 512 F3L912 Deutz Diesel 1969...1980 | WZ 172 F4L912 Deutz Diesel 1969...1980 | WZ 172S F4L912 Deutz Diesel 1969...1980 - Carraro: Tigrone 625 - Claas: Consul Deutz F4L912 1967...1974 | Corsar Deutz F4L912 1974...1975 | Cosmos Deutz F4L912 1967...1972 | Europa Deutz F4L912 1967...1972 | Mercator Deutz F4L912 1968...1972 | Mercator 50 Deutz F4L912 1973...1974 | Mercator 60 Deutz F6L912 1973...1981 | Mercator 70 Deutz F6L912 1973...1974 | Mercator 75R Deutz F6L912 1974...1981 | Mercur Deutz F4L912 1967...1972 | Senator Deutz F6L912 1966...1972 - Deutz: F3L911 2.5L 2460cc 1967...1970 | F4L911 3.3L 3280cc 1971...1973 | F4L912 3.8L 3770cc 1971...1972 - Fiat Allis: 1300 | 1300 DT | 850 | 850 T - Massey Ferguson: 450B | 450C | MF 33B Mercedes Benz: 302Y.M.303 - Palmieri: 1500 GN 80 | 1500 GN 95 | 1800 GN 110 | 1800 GN 90 - Poclain: FC 30 | LC 80 | LY 80 | MCL 84 - Steyr Puch: 1000 | 1200 | 586 | 590 | 690

## MOTOR

Bomag: 5710901 | 5710903 | 5710905 | 5710919 | 5710927 | 5710930 | 5719897 | 57109019 - Bosch: 0001359077 | 0001364100 | 0001364105 | 0001365004 - Case: E010372 - Deutz: 1161422 | 1172099 | 1302023 | B17R24X4 - Fiat: 42522942 - IHC Navistar: 3144932R92 - John Deere: SE501414 - KHD: 1161420 | 1161422 | 1163626 | 1163669 | 1163758 | 1172099 | 1301833 | 1302023 - Liebherr: 6200827 - Mack Truck: 8MJ4167 - Massey Ferguson: 114939701 | 114939702 Orenstein Koppel: 6209190 - Renault: 5000046311 | 5000240884 | 7700525547 - Scania: 183868 | 188486 - Steyr: 6090926 - Volvo: 240847 | 241599 | 243007 | 243043 | 243326 | 4785539 | 4785541

## EQUIVALENTE / Equivalent

Bosch: 2006209406 | 2006209422 - Lester: 16560 | 17073 | 17074 | 17076 | 17106 | 17136 | 17184 | 17228 | 17230 | 18029 | 18030 | 18032 | 18033 | 18111 | 18229 | 18237

0310

IMPULSOR DE PARTIDA DO MOTOR DE ARRANQUE  
STARTER DRIVE / IMPULSOR DE PARTIDA

FOTO / Photo pg. 102

## APLICAÇÃO / Application / Aplicación

Alfa Romeo: 30AR8 | 32AR8 | 35AR8 | 40AR8 - Fiat: 241TN | 450 | 450DT | 500 | 500DT | 540 | 540DT | 616N3 | 616N3,4 | 625N3 - Fiat Iveco: Daily

## MOTOR

Bosch: 0001362032 | 0001363101

## EQUIVALENTE / Equivalent

Bosch: 2006209240 | 2006209330 | 2006209418 | 2006209448 - Fiat: 8997796 | 9934739 | 9934977 | 9957820 | 79026236 - Italacciai: SD123 - Lester: 17093 | 18031 Lucas Indiel: 223561

0312

IMPULSOR DE PARTIDA DO MOTOR DE ARRANQUE  
STARTER DRIVE / IMPULSOR DE PARTIDA

FOTO / Photo pg. 102

## APLICAÇÃO / Application / Aplicación

KHD: F2L912 | F3L912 - Lamborghini: R240DT | R350DT - Valmet: 103 104SU | 1051 | 1052 | 1053 | 1054 | 1056SU | 1056SV | 112 113DAN | 395SV

## MOTOR

Bosch: 0001362012 | 0001362013 | 0001362016 | 0001362017 | 0001362021 | 0001362024 | 0001362033 | 0001363002

## EQUIVALENTE / Equivalent

Bosch: 2006209246 - Italacciai: SD347 - Lester: 17075 | 17105

0315

IMPULSOR DE PARTIDA DO MOTOR DE ARRANQUE  
STARTER DRIVE / IMPULSOR DE PARTIDA

FOTO / Photo pg. 102

## APLICAÇÃO / Application / Aplicación

Fiat: Ônibus 140 | Ônibus 80 - Fiat Iveco: Caminhões 1000 | Caminhões 120E | Caminhões 150 | Caminhões 150T | Caminhões 160E | Caminhões 160T | Caminhões 605C | Caminhões 640 | Caminhões 680 | Caminhões 780 | Caminhões 805 - New Holland: Colheitadeira TC55 11/1997... | Colheitadeira TC57 11/1997... | Colheitadeira TC59 11/1997... | Trator Gamalta

## MOTOR

Bosch: 0001359122 | 0001360043 | 0001360063 | 9000083043 | 9000453088 | 9000453090 | 9000453091 - Fiat: 4169095 | 4169096 | 4682999

## EQUIVALENTE / Equivalent

Bosch: 2006209447 | 9001083502 - Fiat: 9918347 | 9928303 | 9935164 | 99811565 - Lester: 16560 | 17073 | 17074 | 17076 | 17106 | 17136 | 17184 | 17228 | 17230 | 18029 | 18030 | 18032 | 18033 | 18111 | 18229 | 18237 - Lucas Indiel: 223231

0316

IMPULSOR DE PARTIDA DO MOTOR DE ARRANQUE  
STARTER DRIVE / IMPULSOR DE PARTIDA

FOTO / Photo pg. 102

## APLICAÇÃO / Application / Aplicación

Kassbohrer: S100 | S80 - Steyr Puch: 650A | 760A - Volkswagen: HR 688 H | HR 688 HT

0316

IMPULSOR DE PARTIDA DO MOTOR DE ARRANQUE  
STARTER DRIVE / IMPULSOR DE PARTIDA

FOTO / Photo pg. 102

## MOTOR

Bosch: 0001359006 | 0001360002

## EQUIVALENTE / Equivalent

Bosch: 2006209342

0318

IMPULSOR DE PARTIDA DO MOTOR DE ARRANQUE  
STARTER DRIVE / IMPULSOR DE PARTIDA

FOTO / Photo pg. 102

## APLICAÇÃO / Application / Aplicación

KHD: 411D | 411W | D2506 | D3006 | F1L410 - Lamborghini: 221 | 230 | 321 | 340 | 350 | 431 | 452 | 523 | 624 | Espada | Islero 400GTS | Miura P400

## MOTOR

Bosch: 0001354080 | 0001354082 | 0001354088 | 0001354091 | 0001354092 | 0001354093 | 0001354097 | 0001354099 | 0001354100 | 0001354103 | 0001355014 | 0001355015

## EQUIVALENTE / Equivalent

Bosch: 2006209086 | 2006209095 | 2006209215 | 2006209229 - Italacciai: SD346

0322

IMPULSOR DE PARTIDA DO MOTOR DE ARRANQUE  
STARTER DRIVE / IMPULSOR DE PARTIDA

FOTO / Photo pg. 102

## APLICAÇÃO / Application / Aplicación

Ford: 2000 | 3000 | 4000 | 5000 | 7000

## MOTOR

Lucas Indiel: 26211 | 26338 | 26339 | 26395 | S5012 | 26208A/E | 26211A/L | 26208AEM45 | 26211ALM50

## EQUIVALENTE / Equivalent

Lester: 16608 - Lucas: TMB104 | 54246724 | 54246989 | 54256984 | 54259800

0339

IMPULSOR DE PARTIDA DO MOTOR DE ARRANQUE  
STARTER DRIVE / IMPULSOR DE PARTIDA

FOTO / Photo pg. 102

## APLICAÇÃO / Application / Aplicación

Chrysler: Dodge Horizon | Omni - Kubota: Trator

## MOTOR

Chrysler: 5206270 | 5213085 | 5213190 | 5213370 | 5213395 - Nippondenso: 280005090 | 280005091 | 280005092 | 280007130 | 280007131

## EQUIVALENTE / Equivalent

Chrysler: CH1931 | 5206632 | 5213310 | 5213850 - Lester: 16417 - Nippondenso: 0283001930 | 0283003490 - Subaru: 280992420 - Ww: 10120

0343

IMPULSOR DE PARTIDA DO MOTOR DE ARRANQUE  
STARTER DRIVE / IMPULSOR DE PARTIDA

FOTO / Photo pg. 102

## APLICAÇÃO / Application / Aplicación

Kubota: Trator

## MOTOR

Nippondenso: 280003610 | 280003611 | 280007480

## EQUIVALENTE / Equivalent

Lester: 16221 - Nippondenso: 0283001390 | 0283003590

0348

IMPULSOR DE PARTIDA DO MOTOR DE ARRANQUE  
STARTER DRIVE / IMPULSOR DE PARTIDA

FOTO / Photo pg. 102

## APLICAÇÃO / Application / Aplicación

Kubota: Micro trator Tobatta M140N - Volkswagen: Kombi com motor Passat diesel | Saveiro Diesel | Senda Diesel

## MOTOR

Bosch: 9000452003 - Wapsa: MWB17

## EQUIVALENTE / Equivalent

Bosch: 9001452088 - Lucas Indiel: 223117 - Volkswagen: 3059112875 - Wapsa: 224048

0351

IMPULSOR DE PARTIDA DO MOTOR DE ARRANQUE  
STARTER DRIVE / IMPULSOR DE PARTIDA

FOTO / Photo pg. 102

## APLICAÇÃO / Application / Aplicación

General Motors/Chevrolet: Chevy Lux | S10 Importada - Isuzu: Datsun - New Holland: Trator

0351

IMPULSOR DE PARTIDA DO MOTOR DE ARRANQUE  
STARTER DRIVE / IMPULSOR DE PARTIDA

FOTO / Photo pg. 102

## MOTOR

General Motors/Chevrolet: 94022494 - Hitachi: S114126 | S114170 | S114171 | S114172 | S114173 | S114174 | S114177 | S114180 | S114181 | S114182 | S114197 | S114202 | S114218 | S114229 | S114240 | S114247 | S114248 | S114295 | S114298 | S114301 | S114313 | S114343 | S114381 | S114382 | S114608 | S144301 | S114126L | S114126M | S114170B | S114170E | S114171A | S114171D | S114172A | S114172D | S114172E | S114173B | S114173E | S114173F | S114180F | S114180M | S114182G | S114202A | S114218A | S114229E | S114229F | S114247A | S114247C - Ishikawajima: 185086320 | 185086321 - Isuzu: 5811001300 | 5811001370 | 8941305600 | 8942044380 | 8942045380 | 8942134065 | 8942135381 | 8942138220 | 8942226880 | 8942243880 | 8942340650 - Italaccai: 23300N3301 - Nissan: 2330018C05 | 2330018C06 | 2330069690 | 2330069960 | 23300E6800 | 23300E6801 | 23300N0900 | 23300N3301 | 23300N3304 | 23300S0100 | 23300U0100 | 23300U0101 | 23300U0102 | 23300U0601 | 23300U0602 | 23300U6001 | 23300U6002 | 23300U6003 | 23300U6004 | 23300U6005 | 23300W0400 | 23300W0401 | 23300Y0700 | 23300Y0701

## EQUIVALENTE / Equivalent

Bosch: 1987BE0007 - General Motors/Chevrolet: 94208296 - Hitachi: 211445004 | 211445007 | 211475001 | 2114N3550 - Isuzu: 8942082960 | 8942082961  
Italaccai: SD151 - Lester: 16194 | 16203 | 16246 | 16270 | 16711 | 16773 | 16877 - Lucas Indiel: 223322 - Nissan: 23312E6800 | 23312E6801 | 23312N3300 | 23312U6000 | 23312V6000 | 23312Y0700

0352

IMPULSOR DE PARTIDA DO MOTOR DE ARRANQUE  
STARTER DRIVE / IMPULSOR DE PARTIDA

FOTO / Photo pg. 102

## APLICAÇÃO / Application / Aplicación

Chrysler: Dodge - Mazda: Especial/Special - Mitsubishi: Forklift - Nissan: Especial/Special - Suzuki: Samurai Gasolina 1991...1992

## MOTOR

Italaccai: 23300B5013 - Mazda: F601 | 77918400 | 032418400B | 077918400A | 813118400 | 821818400 | 893618400 | 893718400 | 896418400 | 896718400 | D50118400 | D50218400 | D50518400 | E30118400 | F60118400 | F80218400 | F80618400 | F85018400 | FE0518400 | FE5018400 | FE7918400 | H83318400 | HE1918400 | HE2018400 | 808818400A | 813118400A | D30618400A | D306A8400B | D50118400A | D50218400A | D50518400A | E30118400A | E35618400A | F60118400A | F60118400B | F80218400A | F80218400B | F85018400A | F85018400B | FE0518400B | FE0518400C | FE5018400A | FE5018400B | HE1918400A | HE1918400B | HE2018400A - Mitsubishi: MGA060 | M3T2581 | M3T3381 | MD21674 | M2T10282 | M2T20181 | M2T20182 | M2T20223 | M2T20281 | M2T20282 | M3T10172 | M3T20081 | M3T20181 | M3T20381 | M3T20681 | M3T20781 | M3T21281 | M3T21282 | M3T21381 | M3T22081 | M3T22381 | M3T22581 | M3T22582 | M3T22681 | M3T22781 | M3T24481 | M3T24482 | M3T24483 | M3T24485 | M3T24486 | M3T24487 | M3T24488 | M3T25081 | M3T25281 | M3T25781 | M3T25782 | M3T25783 | M3T25785 | M3T25882 | M3T25883 | M3T25885 | M3T25891 | M3T27686 | M3T29681 | M3T30081 | M3T30082 | M3T30088 | M3T30281 | M3T30282 | M3T30285 | M3T30286 | M3T30381 | M3T30382 | M3T30781 | M3T30782 | M3T32382 | M3T32581 | M3T32582 | M3T32583 | M3T32681 | M3T32781 | M3T32782 | M3T33381 | M3T33382 | M3T33581 | M3T33582 | M3T33583 | M3T33585 | M3T33586 | M3T33587 | M3T33588 | M3T35081 | M3T35082 | M3T35088 | M3T39182 | MD001333 | MD001555 | MD019891 | MD019895 | MD021674 | MD027400 | MD027401 | MD034120 | MD034121 | MD085730 | MM111514 | MM115513 | MM115514 | MM115517 | M2T20181A | M3T110172 | M3T20681A | M3T24482A | M3T24486A | M3T335081 | M3T335820 | M3T33582A | M3T33586A | MD0019891 - Nissan: 233000712 | 23300B5013 | 23300D0212 | 23300H5012 | 23300H5013 | 23300P5112 | 23300P5113 | 23300R9000 | 23300T5070 | 23300U0113 | 23300U0114

## EQUIVALENTE / Equivalent

Bosch: 1987BE0008 - Italaccai: SD169 - Lester: 16500 | 16514 | 16522 | 16527 | 16579 | 16588 | 16708 | 16728 | 16742 | 16793 | 16794 | 16858 | 16859 | 16938 | 16940 | 16941 - Lucas Indiel: 223236 - Mazda: 808824722 | H83318X45 - Mitsubishi: MD607283 | MD608273 | M191T30974 | M191T33371 | M191T34071 | M191T35171 - Nissan: 23312Y0511 - Suzuki: 3132072031

0353

IMPULSOR DE PARTIDA DO MOTOR DE ARRANQUE  
STARTER DRIVE / IMPULSOR DE PARTIDA

FOTO / Photo pg. 102

## APLICAÇÃO / Application / Aplicación

Honda: Ballade 1500 1986...1990 | Civic 1300 16V 1991...1995 | Civic 1300, 1343cc D13B1 1987...1992 | Civic 1300 12V, 1335cc EW2/3 1983...1987 | Civic 1400 1987...1991 | Civic 1500 D15B2 1992...1995 | Civic 1500 D15Z 1995...2000 | Civic L4 1.3L 1342cc 82cid 1984...1987 | Civic L4 1.5L 1487cc 1984...1987 | Civic L4 1.5L 1491cc 91cid 1987 | Civic L4 1.5L 1493cc 1986 | Civic L4 1.5L 1493cc 1988...1991 | Civic L4 1.6L 1590cc 97cid 1988...1991 | CRX L4 1.5L 1493cc 1988...1991 | Wagovan L4 1.5L 1487cc 1984 | Wagovan L4 1.5L 1487cc 1986...1987 - Jacobsen: T422D Kubota D950 Diesel 1985...1996 - Kubota: Hauler KC5 ZH600B Dsl. Engine 1981...1999 | Mower Front F2100E D950 FM 21HP Dsl 1989...1995 | Mower Front F2000 D950 FM 20HP Dsl 1986...1994 | Mower Front F2100 D950 FM 21HP Dsl 1989...1995 | Tractor Compact B1550D D850 5B 17HP Dsl 1988...1996 | Tractor Compact B1550DT D850 5B 17HP Dsl 1988...1996 | Tractor Compact B1550DTEX D850 5B 17HP Dsl 1988...1996 | Tractor Compact B1550E D850 5B 17HP Dsl 1988...1996 | Tractor Compact B1550HSD D850 5B 17HP Dsl 1988...1997 | Tractor Compact B1550HSDT D850 5B 17HP Dsl 1988...1997 | Tractor Compact B1550HSE D850 5B 17HP Dsl 1988...1996 | Tractor Compact B1750DT D950 5B 20HP Dsl 1988...1996 | Tractor Compact B1750E D950 5B 20HP Dsl 1988...1996 | Tractor Compact B1750HSD D950 5B 20HP Dsl 1988...1996 | Tractor Compact B1750HSDT Kubota D950 5B 20HP Dsl 1988...1996 | Tractor Compact B1750HSE D950 5B 20HP Dsl 1988...1996 | Tractor Compact B20 D950AT 20HP Dsl 1990...1998 | Tractor Compact B20TL D950AT 20HP Dsl 1990...1998 | Tractor Compact B6000DT ZL600 14.5HP Dsl 1973...1977 | Tractor Compact B6000DTC ZL600 14.5HP Dsl 1975...1978 | Tractor Compact B6000E ZL600 14.5HP Dsl 1978...1984 | Tractor Compact B6100D D650 B 14HP Dsl 1978...1984 | Tractor Compact B6100DT D650 B 14HP Dsl 1978...1984 | Tractor Compact B6100E D650 B 14HP Dsl 1978...1984 | Tractor Compact B6100HSD D650 B 14HP Dsl 1981...1984 | Tractor Compact B6100HSE D650 B 14HP Dsl 1981...1984 | Tractor Compact B6100HST D650 B 14HP Dsl 1981...1984 | Tractor Compact B6100HSTE D650 B 14HP Dsl 1981...1984 | Tractor Compact B6100T D650 B 14HP Dsl 1981...1984 | Tractor Garden 2L600 2L600 1979...1990 | Tractor Garden G6200H D640 16HP Dsl 1986...1990 - Onan: Engine Medium Duty 2L600 Kubota 2L600 1979...1990 - Toyota: Carina 1.9L 1858cc 113cid 1971 | Celica L4 1.9L 1858cc 113cid 1969...1971 | Celica L4 1.9L 1898cc 1971 | Celica L4 2.0L 1968cc 1972...1974 | Celica L4 2.0L 1968cc 120cid 1972...1974 | Celica L4 2.2L 2189cc 1975...1980 | Corolla 1.9L 1858cc 1969...1971 | Corona L4 | Corona L4 1.9L 1897cc 116cid 1968...1970 | Corona L4 1.9L 1898cc 1968...1970 | Corona L4 2.0L 1968cc 1972...1974 | Corona L4 2.0L 1968cc 120cid 1972...1974 | Corona L4 2.2L 2189cc 1975...1980 | Crown | Europe Car Celica 2000 1973...1980 | Europe Car Corona 1500 1972...1978 | Europe Car Corona 1600 1972...1978 | Europe Car Corona 1700 1972...1975 | Europe Car Corona 1800 1972...1975 | Europe Car Corona 1900 1972...1975 | Europe Car Corona 2000 1972...1975 | FJ 60 | Hiace 2000 1978...1983 | Hilux 2000 1979...1984 | Pick Up L4 2.0L 1968cc 1972...1974 | Sprinter 1.3L 1290cc 1981...1982 | Starlet L4 1.5L 1452cc 1980...1986 | Tercel 1300 1982...1985 | Tercel 1500 1982...1988 | Tercel L4 1.5L 1452cc 3AC 1987...1988 | Tercel L4 1.5L 1456cc 3E 1988 | Tercel L4 1.9L 1858cc 113cid 1970...1971 | Truck Pick Up L4 | Truck Pick Up L4 1.9L 1858cc 1970...1971 | Truck Pick Up L4 1.9L 1897cc 116cid 1969...1970 | Truck Pick Up L4 1.9L 1898cc 1969 | Truck Pick Up L4 1.9L 1898cc 1969...1970 | Truck Pick Up L4 2.0L 1968cc 120cid 1972...1974 | Truck Pick Up L4 2.2L 2189cc 1975...1980 - Universal: Engine Marine 5421 Kubota D850 21 HP, 3 cil Dsl 1978...1981 | Engine Marine M25 Kubota D850 21 HP, 3 cil Dsl 1981...1986 | Engine Marine M25 XP Kubota D950 23HP, 3 cil Dsl 1986...1993 | Engine Marine M25 XPA Kubota D950 23HP, 3 cil Dsl 1994...1999

## MOTOR

Italacciai: 280002681

## EQUIVALENTE / Equivalent

Bosch: 1987BE0009 - Italacciai: SD183 | SD359 - Lester: 16215 | 16222 | 16224 | 16230 | 16238 | 16261 | 16766 | 16832 | 16843 | 17354 - Toyota: 2801141020 | 2801160041

0366

IMPULSOR DE PARTIDA DO MOTOR DE ARRANQUE  
STARTER DRIVE / IMPULSOR DE PARTIDA

FOTO / Photo pg. 103

## APLICAÇÃO / Application / Aplicación

Alfa Romeo: Alfa 6 2.5 TD | Alfetta 2.0 turbo diesel - Fiat: Magirus Iveco 50NC - KHD: D2506 | D3006 | DX50V | F3L911 | F3L912 - Lamborghini: DT503-603 | R503-603 | S503-603 - Mercedes Benz: 200D - MWM: D225 | D2262 | D2263 | D3272 | D3273 - Valmet: 101 | 102 | 103 | 104SU | 1051 | 1052 | 1053 | 1054SU | 112 | 113DAN | 12.5 | 15 | 18 | 195 | 198 | 20 | 24 | 25 | 295 | 298 | 30 | 32.5 | 395SV | HR488 HT2 | T1054SU

## MOTOR

Bosch: 0001362034 | 0001362036 | 0001362040 | 0001362041 | 0001362046 | 0001362050 | 0001362053 | 0001362072 | 0001362074 | 0001362075 | 0001362076 | 0001362091 | 0001362305 | 0001362308 | 0001362311 | 0001362313 | 0001362314 | 0001363002 | 0001363107 | 0001363109 | 0001363110 | 0001363112 | 0001363113 | 0001363115 | 0001366001 | 0001366004 | 0001366009 | 0001366014 | 0001366015 | 0001366017 | 0001366020 | 0001366022 | 0001369014

## EQUIVALENTE / Equivalent

Bosch: 2006209449 | 2006209469 | 2006209476 | 2006209485 - Italacciai: SD357 - John Deere: 19024524 - Lester: 17075 | 17105 | 17112 | 17159 | 18026 | 18121  
Lucas Indiel: 223311

0367

IMPULSOR DE PARTIDA DO MOTOR DE ARRANQUE  
STARTER DRIVE / IMPULSOR DE PARTIDA

FOTO / Photo pg. 103

## APLICAÇÃO / Application / Aplicación

BMW: 520 - Fiat: 1300S | 130NC | 130NR | 130NT | 150NC | 150NR | 150NT | 159NC | 159NR | 159NT | 65NC10 | 70NC10 | 75NC10 | 850 | 880 | 880DT  
Fiat Allis: S11 | S9 | SL11 | SL9 | SR9 - Fiat Iveco: Caminhão 110.13 | Caminhão 110.16 | Caminhão 120.13 | Caminhão 13.80 | Caminhão 130.13 | Caminhão 130.16 | Caminhão 16 | Caminhão 60.9 | Caminhão 80 | Caminhão 90.13 - KHD: D10006 | D130006 | D4006 | D4506 | D5006 | D6006 | D6206 | D6806 | D7006 | D7206 | D7506 | D8006 | DX100 | DX85 | DX90 | Intrac 2002...2004 - Lamborghini: 1356 | 1566 | 653 | 654 | 684 | 754 | 854 | 955 | DT804 | DT904 | R1056DT | R1156 | R1256DT | R804 | R904 - Mercedes Benz: 1017AF | 1017F | 1113B | 1217AF | 280S | 508DG | 608DG | 613D | 911B | L408DG | LP1013 | LP1113 | LP709 | LP809 | LP813 | LP913 | O302 | O309D | O371U | Trator MB1000 | Trator MB1300 | U100 | U1013 | U1200 | U1213 | U1300 | U1413 | U1500 | U1613 | U1700 | U800 | U900 - MWM: D22546 | D22646 | D3254 | D32746 | TD2266 - Scania: 50 | 80 | 81 | 82 | 85 | 86 | 92 | 93230 | 93250 | 93280 | Caminhão P93H | Caminhão P94 | Ônibus F94 | Ônibus L94 | P, R 124/400 | P, R 124/360 | P, R 124/420 | R 164/480 | R 164/580 - Volvo: 106SU MH 11 | 114 Dan | 1154 Dans | 1154M 12.8 | 1156 Dans | 1156M 12.8 | 116 Dan | 50KVA | 70KVA | B6 série DR860-861 | F84 | F85 | F86 | F87 | FL4 série | LM1240 | LM641 | LM841 | LM845 | LM846 | SM880 | T650 | T800 | T810 | T814 | VHK118



0367

IMPULSOR DE PARTIDA DO MOTOR DE ARRANQUE  
STARTER DRIVE / IMPULSOR DE PARTIDA

FOTO / Photo pg. 103

## MOTOR

Bosch: 0001362051 | 0001362063 | 0001362096 | 0001362097 | 0001362300 | 0001362306 | 0001362309 | 0001363116 | 0001366018 | 0001366021 | 0001367001 | 0001367004 | 0001367005 | 0001367007 | 0001367010 | 0001367011 | 0001367012 | 0001367014 | 0001367019 | 0001367021 | 0001367023 | 0001367026 | 0001367027 | 0001367030 | 0001367031 | 0001367033 | 0001367034 | 0001367039 | 0001367045 | 0001367046 | 0001367049 | 0001367050 | 0001367052 | 0001367059 | 0001367068 | 0001367074 | 0001367300 | 0001367301 | 0001368001 | 0001368002 | 0001368003 | 0001368005 | 0001368007 | 0001368008 | 0001368010 | 0001368011 | 0001368012 | 0001368013 | 0001368014 | 0001368017 | 0001368018 | 0001368021 | 0001368022 | 0001368024 | 0001368028 | 0001368030 | 0001368031 | 0001368032 | 0001368033 | 0001368035 | 0001368047 | 0001368055 | 0001368062 | 0001368063 | 0001368300 | 0001368301 | 0001368302 | 0001368307 | 0001368309 - Italcacciai: 1362051

## EQUIVALENTE / Equivalent

Bosch: 2006209492 | 2006209530 | 2006209536 | 2006209930 | F000AL1897 - Cargo: 131065 - Fiat: 8122157 | 9959619 | 79034927 - Italcacciai: SD443 - Lester: 16560 | 17073 | 17074 | 17106 | 17113 | 17127 | 17136 | 17184 | 17228 | 17320 | 18032 | 18229 | 18237 | 18250 - Lucas Indiel: 223312 - Remy: 19024520 | 19025715

0376

IMPULSOR DE PARTIDA DO MOTOR DE ARRANQUE  
STARTER DRIVE / IMPULSOR DE PARTIDA

FOTO / Photo pg. 103

## APLICAÇÃO / Application / Aplicación

Isuzu: KB10 Thermo King estacionário diesel | KBD 20 Diesel | KBD 25 2.0 Diesel | KBD 30 diesel - Jeep: Renegade - Komatsu: Varios fork lift - Massey Ferguson: 210-4  
Nissan: Especial/Special - TCM Equipment Ag: Forklift SD25Z1 - Toyota: Especial/Special

## MOTOR

Hitachi: S1224 | S1227 | S1246 | S1248 | S1256 | S1258 | S1259 | S1261 | S1282 | S1288 | S1306 | S1325 | S1328 | S1331 | S1333 | S1224A | S1241A | S1306A | S1333A | S1333B - Isuzu: 5811000571 | 5811000740 | 5811000800 | 5811000820 | 5811000990 | 5811001110 | 5811001111 | 5811001112 | 9821001520 | 9821001522 | 9821001830 | 9821001832 - Thermo King: 442918 | 445443

## EQUIVALENTE / Equivalent

Allis Chalmers: 2201850102 | 2201850192 | 22018501030 - Hitachi: 21203500 | 21207500 | 21207530 | 21207550 | 212035001 - Isuzu: 5811130170 | 5811230020 | 5811230070 | 5811230160 | 9821212380 - Lester: 17087 | 17089 | 17090 | 18064 - Lucas Indiel: 223237 - Thermo King: 442910

0378

IMPULSOR DE PARTIDA DO MOTOR DE ARRANQUE  
STARTER DRIVE / IMPULSOR DE PARTIDA

FOTO / Photo pg. 103

## APLICAÇÃO / Application / Aplicación

Atlas Copco: Caminhões | Tratores - Deutz: Caminhões | Tratores - Lamborghini: C603 | DT704 | L603 | R704 - Mercedes Benz: Caminhões | Tratores - Pegaso: Camion - Same: Caminhões | Tratores - Scania: Caminhões | Tratores - Valmet: HR492AT | HR688H | HR688HT | HR692HT | Trator 985 - Volkswagen: LT28 | LT31 | LT35D

## MOTOR

Bosch: 0001362064 | 0001362301 | 0001362303 | 0001362304 | 0001363118 | 0001366008 | 0001367008 | 0001367009 | 0001367013 | 0001367015 | 0001367018 | 0001367024 | 0001367032 | 0001367043 | 0001367067 | 0001368006 | 0001368009 | 0001368015 | 0001368025 | 0001368039 | 0001368041 | 0001368046 | 0001368049 | 0001368050 | 0001368058 | 0001368071 | 0001369009

## EQUIVALENTE / Equivalent

Bosch: 2006209425 | 2006209494 - Italcacciai: SD313 - Lester: 17113 | 17229 | 18236 - Lucas Indiel: 223313 - Remy: 19024525

0392

IMPULSOR DE PARTIDA DO MOTOR DE ARRANQUE  
STARTER DRIVE / IMPULSOR DE PARTIDA

FOTO / Photo pg. 103

## APLICAÇÃO / Application / Aplicación

Asia Motors: 1135-1 | 1135-15 | 1135-50 | 1135-55 | 2135 | 2135-50 - Chrysler: Dodge C17 | Dodge C20 | Dodge C2662 | Dodge C2664 | Dodge T17 - Kawasaki: D10006 | D130006 | D4006 | D5006 | D6006 | D6206 | D6806 | D7006 | D7206 | D8006 | DX100 | DX85 | DX90 | Intrac 2002...2004 - Lamborghini: 904DT | C603 | DT704 | L603 | R1056DT | R704 | R804 - Renault: 210.20 | 230.20 | 230.26 | 250 | D17 | D20 - Valmet: 885 | HR688H | HR688HT | Trator 1180S com motor Valtra (importado) | Trator 1380S com motor Valtra (importado) | Trator 1680S com motor Valtra (importado) | Trator 885S com motor Valtra (importado) | Trator 985S com motor Valtra (importado) - Volkswagen: LT28 | LT31 | LT35

## MOTOR

Bosch: 0001359004 | 0001359053 | 0001359056 | 0001359060 | 0001359075 | 0001359076 | 0001359099 | 0001359106 | 0001359108 | 0001359112 | 0001359124 | 0001360029 | 0001360033 | 0001360041 | 0001360042 | 0001360054 | 0001360064 | 0001364101 | 0001364102 | 0001364103 | 0001364104 | 9000143305 | 9000453089

## EQUIVALENTE / Equivalent

Bosch: 2006209408 | 2006209423 | 2006209438 | 9002453010 | 9002453081 - Italcacciai: SD441 - Lester: 16565 | 16567 | 17113 | 17229 | 17258 | 18028 - Remy: 19024518

0398

IMPULSOR DE PARTIDA DO MOTOR DE ARRANQUE  
STARTER DRIVE / IMPULSOR DE PARTIDA

FOTO / Photo pg. 103

## APLICAÇÃO / Application / Aplicación

Bonser: D20 | D200K | D25 | D2500K - Fiat Iveco: 129.14 | 130.14 - Ford: A, D Series | Transit Diesel - Lancer: 300 Series | PD III A

## MOTOR

Lucas Indiel: 26317B/H | 26355A/J | 26356A/M | 26361A/E | 26388A/F | 26407A/F | 26317BDM50 | 26356ABM50 | 26407AEM50

0398

IMPULSOR DE PARTIDA DO MOTOR DE ARRANQUE  
STARTER DRIVE / IMPULSOR DE PARTIDA

FOTO / Photo pg. 103

## EQUIVALENTE / Equivalent

Italaccai: SD199 - Lucas: TMB116 | 54246340 | 54246739 | 54247184

0418

IMPULSOR DE PARTIDA DO MOTOR DE ARRANQUE  
STARTER DRIVE / IMPULSOR DE PARTIDA

FOTO / Photo pg. 103

## APLICAÇÃO / Application / Aplicación

Kawasaki: F1300D | F1400D | F1500D | F1600D | F1800D | F2105DF - Volvo: F2250 | F406 | F407

## MOTOR

Bosch: 0001362302 | 0001362324 | 0001367002 | 0001367017 | 0001367020 | 0001367047 | 0001367048 | 0001367051 | 0001367057 | 0001367066 | 0001367070 | 0001367071 | 0001367302 | 0001368023 | 0001368034 | 0001368040 | 0001368044 | 0001368052 | 0001368060 | 0001368068 | 0001368070 | 0001368072 | 0001368076 | 0001368082 | 0001368085 | 0001368306 | 0001369003 | 9000143412 | 9000143415 | 9000143416 | 9000143601 - Italaccai: 1362302

## EQUIVALENTE / Equivalent

Bosch: 2006209495 | 2006209532 - Fiat: 9959813 - Italaccai: SD442 - Lester: 16558 | 18254 | 18259

0427

IMPULSOR DE PARTIDA DO MOTOR DE ARRANQUE  
STARTER DRIVE / IMPULSOR DE PARTIDA

FOTO / Photo pg. 103

## APLICAÇÃO / Application / Aplicación

John Deere: Carregadeiras | Tratores - Onan: Motores

## MOTOR

Mitsubishi: MEO107 - Onan: 19911052

## EQUIVALENTE / Equivalent

Lester: 17332 - Mitsubishi: M191T32271 - Onan: 1911087

0434

IMPULSOR DE PARTIDA DO MOTOR DE ARRANQUE  
STARTER DRIVE / IMPULSOR DE PARTIDA

FOTO / Photo pg. 103

## APLICAÇÃO / Application / Aplicación

John Deere: Trator

## MOTOR

Allis Chalmers: 1336643 - Case: 91902C1 | A162469 - Caterpillar: 4N0241 | 7N0923 | 9G6941 - John Deere: AR16277 | AR41627 | AR70611 | RE13722 | RE23900  
Nippondenso: 280003290 | 280003292 | 280003650 | 280003690 | 280003930 | 280003970 | 280003971 | 280005040 | 280005920 | 280005960 | 280006920 | 280007430  
| 280007431 | 1280000260 | 1280000771 | 1280000772 | 1280002000 | 1280003690 | 1280004340 | 1280005330

## EQUIVALENTE / Equivalent

Allis Chalmers: 02683662 | 02698850 - Case: A47788 - Caterpillar: 4N7523 - John Deere: AR54992 - Lester: 16629 | 16635 | 16643 | 16644 | 17103 | 17120 | 17349 | 17353 | 17369 | 17386 - Nippondenso: 0283001280 | 0283001660

0438

IMPULSOR DE PARTIDA DO MOTOR DE ARRANQUE  
STARTER DRIVE / IMPULSOR DE PARTIDA

FOTO / Photo pg. 103

## APLICAÇÃO / Application / Aplicación

Deutz: Especial/Special - Fiat: Turbo - Mercedes Benz: Especial/Special

## EQUIVALENTE / Equivalent

Lucas Indiel: 228204 - Nashville: 45210100

0439

IMPULSOR DE PARTIDA DO MOTOR DE ARRANQUE  
STARTER DRIVE / IMPULSOR DE PARTIDA

FOTO / Photo pg. 103

## APLICAÇÃO / Application / Aplicación

Perkins: 4 E 6 CIL Tipo AN 115

## EQUIVALENTE / Equivalent

Bosch: 1987BE0037 - Lucas Indiel: 228205 - Nashville: 4520100

0440

IMPULSOR DE PARTIDA DO MOTOR DE ARRANQUE  
STARTER DRIVE / IMPULSOR DE PARTIDA

FOTO / Photo pg. 103

## APLICAÇÃO / Application / Aplicación

Deutz: Especial/Special - Ford: Especial/Special - Mercedes Benz: Caminhões | Especial/Special | Ônibus | Tratores

## EQUIVALENTE / Equivalent

Lucas Indiel: 222901

0447

IMPULSOR DE PARTIDA DO MOTOR DE ARRANQUE  
STARTER DRIVE / IMPULSOR DE PARTIDA

FOTO / Photo pg. 103

## APLICAÇÃO / Application / Aplicación

Alfa Romeo: Giulia Diesel - Lamborghini: 784DT | C352 | C362 | C453 | C503 | C533 | C653 | DT235 | DT653 | L503 | LL503 | R235 | R483 | R653 | S235 | S503 - Valmet: 20KVA | HR392A | HR488H | HR488HT | HR488HTA | HR492A | HR492HT | HT9

## MOTOR

Bosch: 0001362035 | 0001362042 | 0001362059 | 0001362092 | 0001362095 | 0001363105 | 0001363117 | 0001363125 | 0001366011 | 0001366012 | 0001366024 | 0001366027

## EQUIVALENTE / Equivalent

Bosch: 2006209475 - Italcacciai: SD016 - Lester: 17114 | 18120 - Lucas Indiel: 223657

0448

IMPULSOR DE PARTIDA DO MOTOR DE ARRANQUE  
STARTER DRIVE / IMPULSOR DE PARTIDA

FOTO / Photo pg. 103

## APLICAÇÃO / Application / Aplicación

Datsun: Especial/Special Diesel - Isuzu: Especial/Special

## MOTOR

Hitachi: S1234 | S1263 | S1264 | S1268 | S1323 | S1334 | S1336 | S1338 | S1340 | S1343 | S1345 | S1346 | S1218D | S1219C | S1219K | S1234A | S1263A | S1263B | S1263C | S1268A | S1268B | S1268D | S1334A | S1340A | S13443 | S1345A | S1345B | S1346A | S25106 | S25123 | S25129 | S25132 | S25141 | S25152 | S12119C | S1219KA | S1219KB - Nissan: 233003470 | 233003705 | 23300G700 | 23300Z700 | 2330015815 | 2330031W00 | 2330031W01 | 2330031W02 | 2330031W03 | 2330031W04 | 2330031Y03 | 2330032W03 | 2330037503 | 2330037505 | 2330037506 | 2330037508 | 2330079601 | 2330090062 | 2330090217 | 23300A3210 | 23300G7000 | 23300G7001 | 23300G7002 | 23300G7003 | 23300G7004 | 23300G7005 | 23300G7006 | 23300G7007 | 23300L1800 | 23300T3400 | 23300T3470 | 23300T5600 | 23300T5601 | 23300V0600 | 23300V0601 | 23300V0602 | 23300V0603 | 23300V0605 | 23300W3101 | 23300Y1400 | 23300Y1403 | 23300Y1405 | 23300Z7000 | 23300Z7001 | 23300Z7005 | 23300375088 | 23300V06001

## EQUIVALENTE / Equivalent

Bosch: 1987BE0039 - Hitachi: 212025001 | 212045002 | 212055002 | 212075002 | 212085001 | 212085002 | 225035001 - Isuzu: 5811230090 | 5811230150 | 9821212340 - Lester: 16771 | 16818 - Lucas Indiel: 223250 - Nissan: 212025001 | 212045002 | 2331237502 | 2331237504 | 2331276201 | 23312V0601 | 233312V0601

0450

IMPULSOR DE PARTIDA DO MOTOR DE ARRANQUE  
STARTER DRIVE / IMPULSOR DE PARTIDA

FOTO / Photo pg. 103

## APLICAÇÃO / Application / Aplicación

Hyster: Empilhadeira com motor 60XM | Empilhadeira com motor H45 - Hyundai: Accent GLS | Excel | Pony | Sonata 2.4 e 3.0 | Stellar - Kia: Picanto FLEX 2010 | Sephia GTX 1.5 16V 1994... | Sephia SLX 1.6 8V 1994... | Sportage com motor OHC 16V a gasolina - Mazda: 323 1.3 e 1.5 | MX 5 (Miata) 1.6 e 1.8 - Mitsubishi: Celeste com motor GP 25/30 | Galant com motor GP 25/30 | Sapporo com motor GP 25/30 | Starion com motor GP 25/30 | Tredia com motor GP 25/30 - Suzuki: Samurai | Sidekick 1994 | SJ 410 | SJ 413 | Vitara 1.6 16V

## MOTOR

Ford: SAI761 | SAI772 | SAI773 | SAI780 | SAI783 | SAI788 | B65818400 | B35918400A | B63018400A | B67618400A | E9BZ11002A | E9JY11002A | F0BY11002B | F0BZ11002B | F0JY11002A | F1JY11002A | F7GZ11002A | F9JY11002A - General Motors/Chevrolet: 30001695 - Mazda: 478010400 | 478018400 | B30318400 | B35918400 | B50518400 | B59318400 | B61P18400 | B63018400 | B67618400 | D53018400 | E35618400 | E35718400 | F24018400 | F8B18400A | 478018400A | B30318400A | B31518400A | B31518400B | B61R18400A | B63018400A | B67618400A | B67618400B | B6S818400A | D50518400B | E35618400B | F24018400B | F85018400E | F8B118400A | F8B118400B | F8B118400C | FE0518400C | FE1J18400A | FE5018400E | FE5A18400A - Mitsubishi: M2T322 | M3T244 | 1368852 | MD81567 | M2T30581 | M2T30583 | M2T32281 | M2T40081 | M2T42881 | M2T44081 | M2T48081 | M2T49881 | M3M32722 | M3M32782 | M3Q38882 | M3T21281 | M3T21381 | M3T21781 | M3T21882 | M3T22581 | M3T24482 | M3T25885 | M3T27786 | M3T29482 | M3T30581 | M3T30583 | M3T30681 | M3T30881 | M3T30981 | M3T32588 | M3T32589 | M3T32591 | M3T32592 | M3T32593 | M3T33182 | M3T33281 | M3T33282 | M3T3586D | M3T38082 | M3T38181 | M3T38381 | M3T38481 | M3T38581 | M3T38682 | M3T38881 | M3T38882 | M3T38883 | M3T38884 | M3T38885 | M3T38981 | M3T38982 | M3T39385 | M3T39481 | M3T39523 | M3T39981 | M3T41081 | M3T41083 | M3T41088 | M3T41181 | M3T41185 | M3T41186 | M3T41282 | M3T41285 | M3T41681 | M3T42781 | M3T42881 | M3T43381 | M3T43481 | M3T43581 | M3T48181 | M3T49381 | M3T49581 | M3T49585 | M3T49781 | M3T70081 | M3V38881 | M3V38882 | M3Y24482 | MD016729 | MD016851 | MD016863 | MD066761 | MD081567 | MD081568 | MD100431 | MD101219 | MD107614 | MD107615 | MD161437 | MD162836 | MD162837 | MD162838 | MD164866 | MD180238 | MD180239 | MD189054 | MD192222 | MD192228 | 901286806 | M3MT30583 | M3T016851 | M3T016863 | M3T066761 | M3T14482J | M3T162838 | M3T164866 | M3T189054 | M3T21281D | M3T21381D | M3T21781D | M3T21882D | M3T24482H | M3T24482K | M3T24486H | M3T25252H | M3T25282H | M3T25285A | M3T25885A | M3T27686D | M3T29482D | M3T302589 | M3T32782D | M3T388682 | M3T38881A | M3T38881B | M3T38881C | M3T38882A | M3T38882B | M3T38882C | MD 100431 | M3T4010081 - Nissan: 2330000H10 | 2330000H11 | 2330005H11 | 2330041B70 | 2330042L11 | 2330042L13 | 2330042L14 | 2330060S10 | 23300D0214 | 23300L2912 | 23300P5113 | 23300P5114 | 23300T5070 | 23300T5072 | 23300W0413 | 23300W0417 | 23300Y0715 - Suzuki: 3110080091 | 3110083010 | 3110083021

## EQUIVALENTE / Equivalent

Bosch: 1987BE0013 - Cargo: 132005 - Ford: SDE332 | E7GZ11350A - General Motors/Chevrolet: 96063635 - Lester: 16514 | 16522 | 16708 | 16794 | 16795 | 16922 | 16938 | 16940 | 16941 | 16966 | 16971 | 17181 | 17212 | 17288 | 17662 - Lucas Indiel: 223252 - Mazda: B63018X45 | E35618X45 - Mitsubishi: MD607894 | MD611372 | M191T22071 | M191T22371 | M191T22771 | M191T22971 | M191T23071 | M191T23471 - Nissan: 2335442L10 | 2335442L11 - Suzuki: 3132079030 | 3132082130 | 3132082139

0480

IMPULSOR DE PARTIDA DO MOTOR DE ARRANQUE  
STARTER DRIVE / IMPULSOR DE PARTIDA

FOTO / Photo pg. 103

## APLICAÇÃO / Application / Aplicación

Dodge: 950 - Ford: Cargo Série D, K - Massey Ferguson: Trator

0480

IMPULSOR DE PARTIDA DO MOTOR DE ARRANQUE  
STARTER DRIVE / IMPULSOR DE PARTIDA

FOTO / Photo pg. 103

## MOTOR

Lucas Indiel: 27511A | 27500A/J | 27504A/B | 27506A/D | 27507A/B | 27516A/D | 27528A/D | 27553A/D | 27554A/B | 27562A/B

## EQUIVALENTE / Equivalent

Lester: 16608 | 17647 | 18264 - Lucas: TMB148 | 54247393 | 54268139 | 54290585

0485

IMPULSOR DE PARTIDA DO MOTOR DE ARRANQUE  
STARTER DRIVE / IMPULSOR DE PARTIDA

FOTO / Photo pg. 104

## APLICAÇÃO / Application / Aplicación

Valmet: Especial/Special

## MOTOR

Lucas Indiel: 26284A/E | 26342A/B | 26342D/L

## EQUIVALENTE / Equivalent

Lucas: TMB118 | 54243741 | 54246741

0492

IMPULSOR DE PARTIDA DO MOTOR DE ARRANQUE  
STARTER DRIVE / IMPULSOR DE PARTIDA

FOTO / Photo pg. 104

## APLICAÇÃO / Application / Aplicación

John Deere: Trator 6300 - Mercedes Benz: 190E | 200 | 230

## MOTOR

Lucas Indiel: 35256424 | 35257655 | 35258670

## EQUIVALENTE / Equivalent

Lucas Indiel: 227816 | 35257816

**APLICAÇÃO / Application / Aplicación**

Cars: Windrower 6000 225 gasolina 1985...1992 | Windrower 6500 225 gasolina 1985...1992 - Cockshutt: 5542 Chrysler 8...383 1969...1971 | 555 Chrysler 383 Engine 1969...1971 - Crysler: 300 V8 7.2L 440cid 1966...1971 | 300 V8 7.2L 721cid 440cid 1966...1971 | 300 V8 7.2L 721cid 440cid 1970...1971 | Cordoba L6 3.7L 3687cc 225cid 1980...1983 | Cordoba V8 5.2L 318cid 1975...1983 | Cordoba V8 5.9L 360cid 1975...1980 | Cordoba V8 6.6L 400cid 1975...1978 | Fifth Avenue L6 3.7L 3687cc 225cid 1983 | Fifth Avenue V8 5.2L 318cid 1983...1987 | Imperial V8 7.2L 440cid 1966...1975 | Imperial V8 7.2L 721cid 440cid 1970...1974 | LeBaron L6 3.7L 3687cc 225cid 1978...1981 | LeBaron V8 5.2L 318cid 1977...1981 | LeBaron V8 5.9L 360cid 1978...1979 | New Yorker L6 3.7L 3687cc 225cid 1982 | New Yorker V8 5.2L 318cid 1979...1982 | New Yorker V8 5.9L 360cid 1977...1980 | New Yorker V8 6.6L 400cid 1972 | New Yorker V8 6.6L 400cid 1975...1978 | New Yorker V8 6.6L 6555cc 400cid 1972 | New Yorker V8 7.2L 440cid 1968...1978 | New Yorker V8 7.2L 721cid 440cid 1966...1974 | New Yorker V8 7.2L 721cid 440cid 1970...1974 | New Yorker V8 7.2L 721cid 440cid 1970...1974 | Newport L6 3.7L 3687cc 225cid 1979...1981 | Newport V8 5.2L 318cid 1979...1981 | Newport V8 5.9L 360cid 1971...1972 | Newport V8 5.9L 360cid 1974...1980 | Newport V8 5.9L 5899cc 360cid 1971...1974 | Newport V8 5.9L 5900cc 360cid 1971...1972 | Newport V8 5.9L 5900cc 360cid 1974 | Newport V8 6.3L 383cid 1969...1971 | Newport V8 6.3L 6286cc 383cid 1969...1971 | Newport V8 6.6L 400cid 1972...1978 | Newport V8 6.6L 6555cc 400cid 1972...1974 | Newport V8 7.2L 440cid 1967...1978 | Newport V8 7.2L 721cid 440cid 1966...1974 | Newport V8 7.2L 721cc 440cid 1970...1974 | Town Country L6 3.7L 3687cc 225cid 1978...1981 | Town Country V8 5.9L 360cid 1978...1979 | Town Country V8 6.3L 383cid 1968...1971 | Town Country V8 6.3L 6286cc 383cid 1968...1971 | Town Country V8 6.6L 400cid 1972 | Town Country V8 6.6L 400cid 1975...1977 | Town Country V8 6.6L 6555cc 400cid 1972...1974 | Town Country V8 6.6L 6556cc 400cid 1972 | Town Country V8 7.2L 440cid 1968...1977 | Town Country V8 7.2L 721cid 440cid 1968...1974 | Town Country V8 7.2L 721cid 440cid 1970...1974 - Dodge: 330 V8 4.5L 4473cc 273cid 1964 | 330 V8 5.2L 5212cc 318cid 1963...1964 | 440 V8 4.5L 4473cc 273cid 1964 | 440 V8 5.2L 5212cc 318cid 1963...1964 | 880 V8 4.5L 4473cc 273cid 1964 | 880 V8 5.2L 5212cc 318cid 1963...1964 | Aspen L6 3.7L 3687cc 225cid 1976...1980 | Aspen V8 5.2L 318cid 1976...1980 | Challenger L6 3.7L 225cid 1970 | Challenger L6 3.7L 3687cc 225cid 1970...1972 | Challenger V8 5.2L 318cid 1970...1974 | Challenger V8 5.2L 5212cc 318cid 1970...1974 | Charger L6 3.7L 225cid 1972 | Charger L6 3.7L 3687cc 225cid 1972...1974 | Charger L6 3.7L 3687cc 225cid 1976 | Charger V8 5.2L 318cid 1967...1978 | Charger V8 5.2L 5212cc 318cid 1966...1974 | Coronet L6 3.7L 225cid 1972 | Coronet L6 3.7L 3687cc 225cid 1972...1976 | Coronet V8 5.2L 318cid 1965...1976 | Coronet V8 5.2L 5212cc 318cid 1965...1974 | Custom V8 4.5L 4473cc 273cid 1964...1965 | Custom V8 5.2L 5212cc 318cid 1962...1965 | D100 V8 5.9L 360cid 1975...1979 | D100 V8 5.9L 360cid 1980...1987 | D100 V8 6.6L 400cid 1976...1978 | D100 V8 7.2L 440cid 1975...1978 | D100 Pick Up V8 5.9L 360cid 1971...1974 | D100 Pick Up V8 5.9L 5899cc 360cid 1971...1974 | D100 Pick Up V8 5.9L 5900cc 360cid 1971...1974 | D100 Pick Up V8 6.3L 383cid 1968...1971 | D100 Pick Up V8 6.3L 6286cc 383cid 1968...1971 | D100 Pick Up V8 6.6L 400cid 1971...1974 | D100 Pick Up V8 6.6L 6555cc 400cid 1971...1974 | D100 Pick Up V8 6.6L 6556cc 400cid 1971...1974 | D100 Pick Up V8 7.2L 440cid 1973...1974 | D100 Pick Up V8 7.2L 721cid 440cid 1973...1974 | D100 Pick Up V8 7.2L 721cid 440cid 1973...1974 | D100 Pick Up V8 7.2L 721cid 440cid 1973...1974 | D100 Series V8 6.3L 6286cc 383cid 1963...1967 | D150 V8 5.9L 360cid 1977...1982 | D150 V8 5.9L 360cid 1984...1987 | D150 V8 6.6L 400cid 1977...1978 | D150 V8 7.2L 440cid 1978 | D200 V8 5.9L 360cid 1975...1980 | D200 V8 6.6L 400cid 1975...1978 | D200 V8 7.2L 440cid 1975...1978 | D200 Pick Up V8 5.9L 360cid 1971...1974 | D200 Pick Up V8 5.9L 5899cc 360cid 1971...1974 | D200 Pick Up V8 5.9L 5900cc 360cid 1971...1974 | D200 Pick Up V8 6.3L 383cid 1968...1971 | D200 Pick Up V8 6.3L 6286cc 383cid 1968...1971 | D200 Pick Up V8 6.6L 400cid 1971...1974 | D200 Pick Up V8 6.6L 6555cc 400cid 1971...1974 | D200 Pick Up V8 6.6L 6556cc 400cid 1971...1974 | D200 Pick Up V8 7.2L 440cid 1973...1974 | D200 Pick Up V8 7.2L 721cid 440cid 1973...1974 | D200 Series V8 6.3L 6286cc 383cid 1963...1967 | D250 V8 5.9L 360cid 1975...1980 | D250 V8 5.9L 360cid 1984...1987 | D300 V8 6.6L 400cid 1977...1978 | D300 V8 7.2L 440cid 1977...1978 | D300 Pick Up V8 5.9L 360cid 1971...1974 | D300 Pick Up V8 5.9L 5900cc 360cid 1971...1974 | D300 Pick Up V8 6.3L 383cid 1968...1971 | D300 Pick Up V8 6.3L 6286cc 383cid 1968...1971 | D300 Pick Up V8 6.6L 400cid 1971...1974 | D300 Pick Up V8 6.6L 6555cc 400cid 1971...1974 | D300 Pick Up V8 6.6L 6556cc 400cid 1971...1974 | D300 Pick Up V8 7.2L 440cid 1973...1974 | D300 Pick Up V8 7.2L 721cid 440cid 1973...1974 | D300 Series V8 6.3L 6286cc 383cid 1963...1967 | D350 V8 5.9L 360cid 1981...1987 | D400 V8 5.9L 360cid 1978...1981 | D400 V8 7.2L 440cid 1978 | D450 V8 5.9L 360cid 1978...1981 | D450 V8 7.2L 440cid 1978 | Dart L6 3.7L 198cid 1973...1974 | Dart L6 3.7L 3254cc 198cid 1973...1974 | Dart L6 3.7L 3687cc 225cid 1972...1976 | Dart V8 4.5L 273cid 1964...1969 | Dart V8 4.5L 4473cc 273cid 1964...1969 | Dart V8 5.2L 318cid 1962 | Dart V8 5.2L 318cid 1967...1976 | Dart V8 5.2L 5212cc 318cid 1962...1963 | Dart V8 5.2L 5212cc 318cid 1966...1974 | Dart V8 5.6L 340cid 1968...1973 | Dart V8 5.6L 5572cc 340cid 1968...1973 | Diplomat L6 3.7L 3687cc 225cid 1978...1983 | Diplomat V8 5.2L 318cid 1977...1987 | Diplomat V8 5.2L 5211cc 318cid 1983 | Diplomat V8 5.2L 5211cc 318cid

## MOTOR

Chrysler: 4091950 | 4111855 | 4145359 | 4240449 | 40911920

## EQUIVALENTE / Equivalent

Chrysler: 4106093 | 4145978 - Fiat: 4091920 | 4106093 | 4145978 - Lester: 3257 | 3258

0496

IMPULSOR DE PARTIDA DO MOTOR DE ARRANQUE  
STARTER DRIVE / IMPULSOR DE PARTIDA

FOTO / Photo pg. 104

## APLICAÇÃO / Application / Aplicación

Agrale: CaminhãoTX 1600D-1800D com motor MWM 229.4 10/1988... - John Deere: Trator 7000 com motor MWM TD 229.6 | Trator 7200 com motor MWM TD 229.6  
Müller: Trator RT 82 MWM 229.3 10/1981... | Trator TR 62 MWM 229.3 10/1981... - MWM: Motor D2293 08/1985... - Valmet: Trator 68 08/1985... | Trator 68 Cafeeiro 08/1985... | Trator 68 Especial 08/1985... - Yanmar: Micro Trator TC11 e TC11 Super

## MOTOR

Bosch: 9000083069

## EQUIVALENTE / Equivalent

Bosch: 9001083618 | 9002453076 - Lucas Indiel: 223265

0497

IMPULSOR DE PARTIDA DO MOTOR DE ARRANQUE  
STARTER DRIVE / IMPULSOR DE PARTIDA

FOTO / Photo pg. 104

## APLICAÇÃO / Application / Aplicación

Case: Trator 580H/SH/SH 4x4 Cummins 433.9 04/1994... - Cummins: Especial/Special 10D - Ford: Cargo com motor Cummins | F4000 1998 - John Deere: 1020 | 1030 | 1040 | 1065 | 1075 | 1085 | 1120 | 1130 | 1140 | 1530 | 1630 | 1640 | 1830 | 1840 | 2040 | 2140 | 2150 | 2240 | 2350 | 2550 | 2750 | 2940 | 2950 | 820 | 830 | 840 | 920 | 968 | 969 | 970 | 975 | JD300 | JD310 | JD350 | MD330 - Komatsu: Retroescavadeira PC150 modelo 3 com motor Cummins 6BT 5.9 04/1993...  
Mercedes Benz: L1113 | L1116 | L1117 | L1316 | L1317 | L1516 | LA1113 | LA1117 | LP1219 com motor Cummins 6BT 5.9 lts | LP1419 com motor Cummins 6BT 5.9 lts | Marcopolo | MBL1319 com motor Cummins 6BT 5.9 lts - Valmet: Trator Série 1180 com motor Cummins 6B 5.9 08/1990... - Volkswagen: 16200 motor cummins  
Zanello: Trator com motor MWM e Cummins

## MOTOR

Bosch: 0001359090 | 9000083071 | 9000083075 | 9000083076 | 9000453075 | 9000453076 | F006AL0602 | F006ALO602

## EQUIVALENTE / Equivalent

Bosch: 2006209414 | 2006209444 | 9002453077 - Lester: 16563 | 17309 - Lucas: TNB408 - Lucas Indiel: 222495

0498

IMPULSOR DE PARTIDA DO MOTOR DE ARRANQUE  
STARTER DRIVE / IMPULSOR DE PARTIDA

FOTO / Photo pg. 104

## APLICAÇÃO / Application / Aplicación

General Motors/Chevrolet: Spectrum L4 1.5L 1471cc 92cid 1985...1986 | Spectrum L4 1.5L 1471cc 92cid w/Turbo 1987...1988 | Spectrum L4 1.5L 1471cc 92cid w/Turbo 1989 | Spectrum L4 1.5L 1471cc 92cid wo/Turbo 1987...1988 - Geo: Spectrum L4 1.5L 1471cc 92cid wo/Turbo 1989 - Isuzu: I-Mark L4 1.5L 1471cc 1985...1986 | I-Mark L4 1.5L 1471cc w/Turbo 1987...1989 | I-Mark L4 1.5L 1471cc wo/Turbo 1987...1989 - Pontiac: Sunburst L4 1.5L 1471cc 92cid 1985...1986 | Sunburst L4 1.5L 1471cc 92cid wo/Turbo 1987...1988 - TCM Equipment Lift Truck: Various Models 4XC1 Engine - Toyota: Corolla | Starlet

## MOTOR

Nippondenso: 1280001310 | 1280001311 | 1280002170 | 1280004670 | 1280004671

## EQUIVALENTE / Equivalent

Isuzu: 8941258890 - Lester: 16245 | 16880 | 16883 - Nippondenso: 0283003570 | 0283003571 | 0283004410

0507

IMPULSOR DE PARTIDA DO MOTOR DE ARRANQUE  
STARTER DRIVE / IMPULSOR DE PARTIDA

FOTO / Photo pg. 104

## APLICAÇÃO / Application / Aplicación

Allis Chalmers: Trator Farm ED40 4 Cil 138 Diesel - Bonser: 50 D 60 D 70 D 90 D 100 D - Case: Agricultural Loader 580F Construction King European Model (Std.) | Agricultural Tractor 1394 4 Cil 219 Diesel 1983...1988 | Agricultural Tractor 1494 4 Cil 219 Diesel 1983...1988 | Trator Farm 1290 4 Cil 195 Diesel 1980...1983 | Trator Farm 1294 4 Cil 219 Diesel 1983...1984 | Trator Farm 1390 4 Cil 219 Diesel 1980...1983 | Trator Farm 1490 4 Cil 219 Diesel 1980...1983 | Trator Farm 995 4 Cil 219 Diesel 1971...1976 - David Brown: 580 770 880 990 1190 1212 | Trator Farm 120 4 Cil 219 Diesel 1969...1971 | Trator Farm 1200 4 Cil 219 Diesel 1969...1971 | Trator Farm 121 4 Cil 219 Diesel 1971...1976 | Trator Farm 1210 4 Cil 219 Diesel 1971...1980 | Trator Farm 1212 4 Cil 219 Diesel 1971...1976 | Trator Farm 990 4 Cil 186 Diesel 1969...1980 | Trator Farm 991 4 Cil 186 Diesel 1972...1980 | Trator Farm 995 4 Cil 219 Diesel 1977...1980 | Trator Farm 996 4 Cil 219 Diesel 1971...1980  
Lister Petter Tractor: PH Séries 1/2/3 Cil Diesel | SR4 Séries 4 Cil Diesel | ST1 Séries 1/2/3 Cil Diesel | ST2 Séries 1/2/3 Cil Diesel | ST3 Séries 1/2/3 Cil Diesel

## EQUIVALENTE / Equivalent

Lester: 16664 - Lucas: TMB108 | 54242044 | 54246729

0539

IMPULSOR DE PARTIDA DO MOTOR DE ARRANQUE  
STARTER DRIVE / IMPULSOR DE PARTIDA

FOTO / Photo pg. 104

## APLICAÇÃO / Application / Aplicación

New Holland: Trator

## MOTOR

Hitachi: S1284 | S1361A

## EQUIVALENTE / Equivalent

Hitachi: 1303ST | 21303500 - Lester: 17088 | 17294

0555

IMPULSOR DE PARTIDA DO MOTOR DE ARRANQUE  
STARTER DRIVE / IMPULSOR DE PARTIDA

FOTO / Photo pg. 104

## APLICAÇÃO / Application / Aplicación

Caterpillar: Caterpillar Facet 10061 | Pipelayers 583h D342 Diesel 1969...1974 | Pipelayers 583k D342 Diesel 1974...1989 | Pipelayers 594 D353 Diesel 1974 | Pipelayers 594h D353 Diesel 1974...1985 | Track Tractors D7e | Track Tractors D8k D342 Diesel 1974...1982 | Track Tractors D9g 1969...1974 | Track Tractors D9h D353 Diesel 1974...1982 - TCM Equipment Ag: Caterpillar Facet 1006L

## MOTOR

Cummins: 3604645RX - Remy: 1109792 | 1990232 | 1990285 | 10478862

## EQUIVALENTE / Equivalent

Caterpillar: 3T8754 | 5S6372 - Facet: 10061 - Lester: 3872 - Remy: 1894221 | 1979835 - Ww: 10061

0556

IMPULSOR DE PARTIDA DO MOTOR DE ARRANQUE  
STARTER DRIVE / IMPULSOR DE PARTIDA

FOTO / Photo pg. 104

## APLICAÇÃO / Application / Aplicación

Caterpillar: Caterpillar Facet | Engine 6 Cyl D 343 - Ford: MED. HD. TRK - Kenworth: C500 | MED. HD. TRK | W900 - TCM Equipment Ag: Caterpillar Facet

## MOTOR

Remy: 1109294 | 1109299 | 1109633 | 1109635 | 1109641 | 1109644 | 1109793 | 1109794 | 1109832 | 1109835 | 1109969 | 1109989 | 1113867 | 1114713 | 1990227 | 1990232 | 1990238 | 1990241 | 10478846 | 10478853 | 10478862

## EQUIVALENTE / Equivalent

Caterpillar: 2S3344 | 3T5341 - Facet: 10060 - Lester: 3038 | 3956 | 4897 | 4918 - Remy: 1894220 | 1946174 - Volkswagen: 10060

0557

IMPULSOR DE PARTIDA DO MOTOR DE ARRANQUE  
STARTER DRIVE / IMPULSOR DE PARTIDA

FOTO / Photo pg. 104

## APLICAÇÃO / Application / Aplicación

Valmet: Trator 1180 | Trator 1280 | Trator 885 | Trator 985

## MOTOR

Lucas Indiel: 27512A/D

## EQUIVALENTE / Equivalent

Lucas: TNB172 | 54268565

0561

IMPULSOR DE PARTIDA DO MOTOR DE ARRANQUE  
STARTER DRIVE / IMPULSOR DE PARTIDA

FOTO / Photo pg. 104

## APLICAÇÃO / Application / Aplicación

Fiat: Allis | Romania

## MOTOR

Fiat: 4988513 - Italacciai: 4988513

## EQUIVALENTE / Equivalent

Fiat: 4988518 - Italacciai: SD145 - Lester: 17219 - Utb: 2130004

0566

IMPULSOR DE PARTIDA DO MOTOR DE ARRANQUE  
STARTER DRIVE / IMPULSOR DE PARTIDA

FOTO / Photo pg. 104

## APLICAÇÃO / Application / Aplicación

Detroit: Caminhão GM com Motor 4.53 | Pá Carregadeira Case com Motor 4.53

## MOTOR

Remy: 1113598 | 1113639 | 1113655 | 1113695 | 1998338 | 1998455

## EQUIVALENTE / Equivalent

Remy: D2026 | D2043 | 1875802 | 1875852 | 1877333 | 1877353 | 1932308 | 1932890 | 1951180 | 1965358 | 1987756 | 10498438

0567

IMPULSOR DE PARTIDA DO MOTOR DE ARRANQUE  
STARTER DRIVE / IMPULSOR DE PARTIDA

FOTO / Photo pg. 104

## APLICAÇÃO / Application / Aplicación

Allis Chalmers: ACC 20 / 25 / 30 Continental F135 1974...1980 | ACC 20 / 25 / 30 Continental F163 1981...1986 | ACC 35 / 40 / 45 / 50 / 55 Continental F163 1975...1986 | ACC 60 / 70 / 80 / 100 / 120 Continental F245 1975...1981 | ACC 60C / 70C / 100C Continental F245 1975...1981 | ACP 110 Continental F245 1979...1981 | ACP 130 Continental F245 1979...1981 | ACP 150 Continental F245 1979...1981 | ACP 20 / 25 / 30 Continental F135 1974...1980 | ACP 20 / 25 / 30 Continental F163 1981...1985 | ACP 40 / 50 Continental F163 1975...1985 | ACP 60 / 70 / 80 Continental F245 1975...1981 | ACS 100 / 120 Continental F245 1975...1981 | ACS 70 Continental F163 1979...1985 - Clark: C20 Séries Continental Y112 Engine 1965...1966 | C25 Séries Continental Y112 Engine 1964...1965 | C30 Séries Continental F162 Engine 1965...1966 | C40 Séries Continental F162 Engine 1965...1966 | C50 Séries Continental F162 Engine 1966 | C60 Séries Continental F209 Engine 1964...1965 | CF20 Séries Continental Y112 Engine 1964...1966 | CF25 Séries Continental Y112 Engine 1964...1965 | CF30 Séries Continental F162 Engine 1966 | CF40 Séries Continental F162 Engine 1966 | CF50 Séries Continental F162 Engine 1966 | CFY60 Séries Continental F244 Engine 1963...1965 | CT20 Séries Continental F162 Engine 1966 | CT30 Séries Continental F162 Engine 1966 | CT40 Séries Continental F162 Engine 1966 | CT50 Séries Continental F162 Engine 1966 | CY20 Séries Continental F162 Engine 1965 | CY30 Séries Continental F162 Engine 1963...1965 | CY40 Séries Continental F162 Engine 1965 | CY60 Séries Continental F244 Engine 1965 - Teledyne: F163 0000 | F227 0000 | F245 0000 | F4 1969...1980 | F6 1969...1980 | TC56 1983...1985 | Y112 1981...1986

## MOTOR

Allis Chalmers: 8620794 | 8624170 | 8624171 | 8625404 | 4885883R - Baker: 101363 | 115109 - Case: A20873 | A36582 | A36583 | A38413 | A47466 | A57092 | A59671 | D32189 | G44881 | G44927 | 104192A1 | 396587R91 - Caterpillar: 88190 | 655293 | 677750 - Chrysler: 2958166 - Clark: 316595 | 335861 | 391632 | 636180 | 916303 | 999665 | 1636179 | 1636180 | 2355693 | 2355694 | 2377360 | 3001006 | 3001008 | 3001018 | 3002935 | 3004551 | 3004552 | 3004555 | 3004562 | 3042514 | 3136105  
Hyster: 282661 - IHC Navistar: 267904C91 | 446427C92 | 500164C91 | 844187C91 - John Deere: TY1434 | TY1435 | TY1456 | TY1457 | TY6629 | TY6691 | TY6694 | TY6695 | TY6704 | AP22652 | AR11160 | AR11161 | AR11300 | AR11305 | AT12283 | AT12458 | AT14860 | AT15334 | AT15335 | AT16209 | AT16311 | AT17411 | TY26007 | TY26034 | TY26038 | AP22652H | SE501437 - Towmotor: 88189 | 215861 | 215987 | 971561 - White: 207000396 - Yale: 220002397 | 220007252 | 220007343 | 220007347 | 220007359 | 220007362

## EQUIVALENTE / Equivalent

Remy: D2036 | 1892899 | 1952410 | 10499854

0584

IMPULSOR DE PARTIDA DO MOTOR DE ARRANQUE  
STARTER DRIVE / IMPULSOR DE PARTIDA

FOTO / Photo pg. 104

## APLICAÇÃO / Application / Aplicación

Kia: Pride - Kubota: Trator

## MOTOR

Kubota: 1585263011 | 1585263012 - Mitsubishi: M2T30481 | M2T42381

## EQUIVALENTE / Equivalent

Lester: 16791 | 18162 - Lucas Indiel: 223755 - Mitsubishi: M191T22271 | M191T22871 | M191T23171

0594

IMPULSOR DE PARTIDA DO MOTOR DE ARRANQUE  
STARTER DRIVE / IMPULSOR DE PARTIDA

FOTO / Photo pg. 104

## APLICAÇÃO / Application / Aplicación

Fiat: Trator

## MOTOR

Lucas Indiel: 26390A | 26372A/B | 26385A/B | 26390B/E | 27430A/B

## EQUIVALENTE / Equivalent

Fiat: 9956595 - Lucas: TMB130 | 54248606 - Lucas Indiel: 223763

0595

IMPULSOR DE PARTIDA DO MOTOR DE ARRANQUE  
STARTER DRIVE / IMPULSOR DE PARTIDA

FOTO / Photo pg. 105

## APLICAÇÃO / Application / Aplicación

General Motors/Chevrolet: Tracker - Hyster: Empilhadeira - Hyundai: Elantra | i30 | Pony | Santa Fé 2008 | Sonata 2.4, 3.0 | Stellar | Tucson - Jeep: Eagle 1.6, 1.8, 2.0 T - Mitsubishi: 4G63 | 4G93 | Eclipse 2.0T | Expo | Galant 2.0, 2.4, 3.0 | Mirage | Montero | Pajero | Sigma | Tredia 2.0 - Nissan: GA 15 | GA 16 - Suzuki: Sidekick 1994 | Vitara

## MOTOR

General Motors/Chevrolet: 30001696 - Mazda: AM1518400 - Mitsubishi: 79581 | MT36100 | M0T70281 | M0T70381 | M0T70481 | M0T70681 | M0T70781 | M0T70981 | M0T71181 | M0T71381 | M0T71581 | M0T71681 | M0T72581 | M0T73281 | M0T73381 | M0T77681 | M0T85681 | M1M70685 | M1M72086 | M1T70481 | M1T70482 | M1T70483 | M1T70485 | M1T70681 | M1T70685 | M1T70686 | M1T70687 | M1T71381 | M1T71382 | M1T71581 | M1T71681 | M1T72081 | M1T72085 | M1T72086 | M1T72088 | M1T72581 | M1T72583 | M1T73281 | M1T73283 | M1T73381 | M1T73383 | M1T74881 | M2T53083 | MD099667 | MD112625 | MD136933 | MD162839 | MD162840 | MD162842 | MD162843 | MD163188 | MD170049 | MD172860 | MD172861 | MD172863 | MD172864 | MD174482 | MD174483 | MD180937 | MD182488 | MD188720 | MD188721 | M1T70685A | M1T72086A | M1T723281 | M000T85681 | M000T92581 | M0T85681ZC - Nissan: 2330008U10 | 2330020P10 | 2330020P11 | 2330022P70 | 2330022P71 | 2330041B76 | 2330042L70 | 2330050Y10 | 2330050Y11 | 2330050Y12 | 2330057M70 | 2330057M75 | 2330057M90 | 2330065Y10 | 2330077A11 | 2330084A17



0595

IMPULSOR DE PARTIDA DO MOTOR DE ARRANQUE  
STARTER DRIVE / IMPULSOR DE PARTIDA

FOTO / Photo pg. 105

## EQUIVALENTE / Equivalent

Bosch: 1987BE0043 - General Motors/Chevrolet: 96063636 - Lester: 16874 | 16939 | 17131 | 17146 | 17185 | 17214 | 17217 | 17221 | 17266 | 17478 | 17592  
 Lucas Indiel: 223764 - Mazda: AM1518X25 - Mitsubishi: 12071 | 12471 | MD611211 | M001T73283 | M191T12070 | M191T12071 | M191T12471 - Nissan: 233542L70 |  
 2331242670 | 2335442L70 | 2335704E10 - Suzuki: 3132086030

0596

IMPULSOR DE PARTIDA DO MOTOR DE ARRANQUE  
STARTER DRIVE / IMPULSOR DE PARTIDA

FOTO / Photo pg. 105

## APLICAÇÃO / Application / Aplicación

Clark: Empilhadeira Clark CGP25 - Nissan: Titan 5.6

## MOTOR

Ford: SAE770 | SAE781 | FE1H18400 | E22E18400A | E92Z11002A | F02Z11002B | F12Z11002A | F22518400A - Mazda: E22E18400 | F21418400 | F2D418400 |  
 FE1H18400 | F21418400A | F21418400B | F21418400C | F2D418400A - Mitsubishi: M1M70981 | M1M71281 | M1M71481 | M1M72181 | M1M72182 | M1Q71281 |  
 M1T70981 | M1T70985 | M1T71081 | M1T71281 | M1T71481 | M1T71881 | M1T72181 | M1T72182 | MD318086 | M1T70981A | M1T71281A | M1T71281B | M1T71481A |  
 M1T72181A | M1T72182A | MD 318086 - Nissan: 2330001Y10 | 2330020R11 | 2330020R91 | 2330030F10 | 2330030F11 | 2330044R10 | 2330044R11 | 23300D0511 |  
 23300D0513

## EQUIVALENTE / Equivalent

Ford: SDE335 | SDE336 | SDE342 | E92Z11350A | E92Z11350B - Lester: 16900 | 16933 | 16998 | 17132 | 17176 | 17469 - Mazda: F21418X25 - Mitsubishi:  
 M191T12171 | M191T13271 - Nissan: 2335420R10

0607

IMPULSOR DE PARTIDA DO MOTOR DE ARRANQUE  
STARTER DRIVE / IMPULSOR DE PARTIDA

FOTO / Photo pg. 105

## APLICAÇÃO / Application / Aplicación

Agco: L3 670 Diesel 1986...1987 | M3 670 Diesel 1986...1987 | N5 670 Diesel 1986 | N6 670 Diesel 1986 | R5 670 Diesel 1986...1987 | R6 670 Diesel 1986...1987  
 Allis Chalmers: 7030 6 426 Diesel 1974 | 7040 6 426 Diesel 1975...1977 | 7045 6 426 Diesel 1978...1981 | 7050 6 426 Diesel 1974 | 7060 6 426 Diesel 1975...1981 | 7080 6  
 426 Diesel 1975...1981 | 7580 6 426 Diesel 1977...1981 | 8030 6 426 Diesel 1982...1985 | 8050 6 426 Diesel 1982...1985 | 8070 6 426 Diesel 1982...1985 | L2 6 426 Diesel  
 1979...1982 | L3 6 426 Diesel 1983...1985 | M2 6 426 Diesel 1979...1985 | M3 6 426 Diesel 1983...1985 | N5 6 426 Diesel 1978...1986 | N6 6 426 Diesel 1978...1986 - Deutz:  
 L3 670 Diesel 1986...1989 | M3 670 Diesel 1986...1989 | R5 1986...1993 | R6 1986...1993

## MOTOR

Nippondenso: 280004930

## EQUIVALENTE / Equivalent

Allis Chalmers: 268757 - Lester: 16627 - Nippondenso: 0283001780

0608

IMPULSOR DE PARTIDA DO MOTOR DE ARRANQUE  
STARTER DRIVE / IMPULSOR DE PARTIDA

FOTO / Photo pg. 105

## APLICAÇÃO / Application / Aplicación

Fiat Allis: 350 | 350 DT | 355 | 450 | 455 C | 480 | AD4 | FL4

## MOTOR

Fiat: 4169912 | 4172004 | 4172113 | 4187587 | 4187590 | 4231018 | 4232191 | 4234741 | 4269114 - Italacciai: 4187587 - Magneti Marelli: 63224170 | 63224500 |  
 63224580 | 63224600 | 63224602

## EQUIVALENTE / Equivalent

Fiat: 4169960 | 4226442 | 4474695 | 4475032 - Italacciai: SD112 - Nissan: 4169960 | 4226442 | 4474695 | 4475032

0610

IMPULSOR DE PARTIDA DO MOTOR DE ARRANQUE  
STARTER DRIVE / IMPULSOR DE PARTIDA

FOTO / Photo pg. 105

## APLICAÇÃO / Application / Aplicación

General Motors/Chevrolet: Blazer V6 USA 1988... | GMC | Motor para Empilhadeira Hyster - Hyster: Empilhadeira Hyster

## EQUIVALENTE / Equivalent

Bosch: 1987BE0044 - Lester: 6407 - Lucas Indiel: 223278 - Remy: D2047 | 1989214

0612

IMPULSOR DE PARTIDA DO MOTOR DE ARRANQUE  
STARTER DRIVE / IMPULSOR DE PARTIDA

FOTO / Photo pg. 105

## APLICAÇÃO / Application / Aplicación

General Motors/Chevrolet: GMC Sonoma 2.2 lts | Motor para Empilhadeira Hyster XM50 | Pick Up S10 Importada 2.2 modelo LS /com motor 4cil 1994 | Pick Up Sonoma 2.2  
 lts. Importada - Hyster: Empilhadeira Hyster XM50

## MOTOR

Remy: 10455053

0612

IMPULSOR DE PARTIDA DO MOTOR DE ARRANQUE  
STARTER DRIVE / IMPULSOR DE PARTIDA

FOTO / Photo pg. 105

## EQUIVALENTE / Equivalent

Bosch: 1987BE0045 - Cargo: 135063 - Lester: 6415 | 6416 | 6418 | 6424 - Lucas Indiel: 223279 - Remy: D2050 | 10468675 | 10473700

0622

IMPULSOR DE PARTIDA DO MOTOR DE ARRANQUE  
STARTER DRIVE / IMPULSOR DE PARTIDA

FOTO / Photo pg. 105

## APLICAÇÃO / Application / Aplicación

Cummins: Motor Serie C - Komatsu: Motoniveladora GD523 com motor Cummins série C | Motoniveladora GD623 com motor Cummins série C | Pá Carregadeira com motor Cummins série C - Mercedes Benz: L1625 | L2325 | L2635 | LB2325 | LG1825 | LK2325 | LS1625 | LS1630 | LS1935 | LS1941

## MOTOR

Bosch: 9000453064 | 9000453065 | 9000453067 | 9000453068

## EQUIVALENTE / Equivalent

Bosch: 9001453601 - Facet: 10627 - Wapsa: 224057

0624

IMPULSOR DE PARTIDA DO MOTOR DE ARRANQUE  
STARTER DRIVE / IMPULSOR DE PARTIDA

FOTO / Photo pg. 105

## APLICAÇÃO / Application / Aplicación

Case: Especial/Special - Ford: F9000 | LN9000 - General Motors/Chevrolet: Especial/Special - John Deere: Especial/Special - Mercedes Benz: 1625 | 1630 | 1825 | 1935 | 1941 | 2325 | O355 (OM355-6) | O364 (OM355-5 e 6) | O365 (OM355-5) | O370 | O370 (OM355-5, 6, 6A, 6LA) | O371 | O371 (OM355-5A, 6A, 6LA) | O371UP | O371UP (OM355-5) | O400R | O400RS | O400RSD | O400RSL (OM 449A) | OM 3555, 3556, 3556A, 3356LA, 3555 Série BR400 - TCM Equipment Ag: Série 37MT 12/24V (MB, VW, Ford) - Volkswagen: Caminhão P100501, P100502 Cummins série C - 12/24V 12D

## MOTOR

Remy: 323841 | 323842 | 323843 | 323844 | 323847 | 323850 | 323852 | 1990310 | 1990313 | 1990315 | 1990316 | 1990317 | 1990319 | 1990320 | 1990321 | 1990327 | 1990330 | 1990331 | 1990332 | 1990336 | 1990498 | 1990707 | 1993669 | 1993709 | 1993713 | 1993719 | 1993728 | 1993729 | 1993732 | 1993742 | 1993745 | 1993746 | 1993755 | 1993763 | 1993764 | 1993768 | 1993770 | 1993778 | 1993791 | 1993794 | 1993831 | 1993832 | 1993851 | 1993853 | 1993861 | 1993865 | 1993869 | 1993871 | 1993873 | 1993874 | 1993878 | 1993881 | 1993883 | 1993885 | 1993887 | 1993891 | 1993898 | 1993901 | 1993902 | 1993909 | 1993910 | 1993911 | 1993918 | 1993920 | 1993926 | 1993928 | 1993931 | 1993953 | 1993958 | 1993964 | 1993965 | 1993966 | 1993974 | 1993992 | 1993997 | 10461007 | 10461008 | 10461010 | 10461013 | 10461016 | 10461018 | 10478805 | 10478811 | 10478825 | 10478826 | 10478927 | 10478949 | 10478960 | 10479014 | 10479034 | 10479196 | 10479302

## EQUIVALENTE / Equivalent

Bosch: 1987BE0019 - Facet: 10624 | 10640 - Lucas Indiel: 220400 - Remy: 1985262 - Ww: 10640

0625

IMPULSOR DE PARTIDA DO MOTOR DE ARRANQUE  
STARTER DRIVE / IMPULSOR DE PARTIDA

FOTO / Photo pg. 105

## APLICAÇÃO / Application / Aplicación

Ford: Cargo 7.8 lts | F800 - General Motors/Chevrolet: Caminhão 14190 | Truck - TCM Equipment Ag: Série 37MT 12/24V - Volkswagen: Caminhão 13.210 Cummins 6 cil Turbo | Caminhão 14.210 Cummins 6 cil Turbo | Caminhão 22.210 Cummins 6 cil Turbo - ZEN: Equivalente OEM - ZEN 0755

## MOTOR

John Deere: E48134 - Remy: 323818 | 323834 | 323835 | 323836 | 323837 | 323839 | 323840 | 323849 | 323868 | 323869 | 323879 | 323880 | 1990308 | 1990309 | 1990311 | 1990312 | 1990315 | 1990318 | 1990326 | 1990347 | 1990499 | 1993701 | 1993702 | 1993705 | 1993712 | 1993723 | 1993726 | 1993738 | 1993741 | 1993744 | 1993754 | 1993756 | 1993759 | 1993761 | 1993762 | 1993767 | 1993769 | 1993789 | 1993790 | 1993792 | 1993793 | 1993799 | 1993800 | 1993817 | 1993818 | 1993819 | 1993829 | 1993832 | 1993837 | 1993850 | 1993854 | 1993855 | 1993862 | 1993866 | 1993879 | 1993880 | 1993881 | 1993886 | 1993893 | 1993894 | 1993903 | 1993905 | 1993914 | 1993917 | 1993921 | 1993947 | 1993950 | 1993951 | 1993954 | 1993955 | 1993956 | 1993957 | 1993963 | 1993970 | 1993971 | 1993981 | 1993986 | 1993988 | 1993994 | 10461001 | 10461002 | 10461003 | 10461005 | 10461006 | 10461015 | 10461039 | 10461044 | 10461069 | 10478806 | 10478814 | 10478819 | 10478831 | 10478890 | 10478921 | 10478928 | 10478929 | 10478930 | 10478953 | 10478957 | 10478976 | 10479015 | 10479016 | 10479020 | 10479035 | 10479036 | 10479054 | 10479068 | 10479069

## EQUIVALENTE / Equivalent

Bosch: 1987BE0046 - Facet: 10621 | 10639 - Ford: E6HZ11350A - Lester: 6204 | 6348 | 6387 | 6391 | 6410 | 6467 - Remy: 1986244 - Ww: 10639

0626

IMPULSOR DE PARTIDA DO MOTOR DE ARRANQUE  
STARTER DRIVE / IMPULSOR DE PARTIDA

FOTO / Photo pg. 105

## APLICAÇÃO / Application / Aplicación

Caterpillar: 3508 | 3512 | 3516 - General Motors/Chevrolet: Caminhões de linha pesada 6V - Waukesha: Especial/Special

## MOTOR

Remy: 1109220 | 1109221 | 1109297 | 1109648 | 1109962 | 1113856 | 1113857 | 1113874 | 1113875 | 1113889 | 1113907 | 1113917 | 1113953 | 1113984 | 1113996 | 1114047 | 1114059 | 1114062 | 1114063 | 1114075 | 1114080 | 1114093 | 1114100 | 1114104 | 1114106 | 1114183 | 1114702 | 1114718 | 1114736 | 1114739 | 1114778 | 1114792 | 1114807 | 1114808 | 1114809 | 1114840 | 1114902 | 1114922 | 1114925 | 1114930 | 1114952 | 1114959 | 1114960 | 1990213 | 1990215 | 1990216 | 1990217 | 1990236 | 1990242 | 1990245 | 1990265 | 1990340 | 1990380 | 1990381 | 1990389 | 1990395 | 1990430 | 1990436 | 1990439 | 1990447 | 1990494 | 1993827 | 1993849 | 1993996 | 1993999 | 10478981

0626

IMPULSOR DE PARTIDA DO MOTOR DE ARRANQUE  
STARTER DRIVE / IMPULSOR DE PARTIDA

FOTO / Photo pg. 105

## EQUIVALENTE / Equivalent

Cargo: 132731 - Caterpillar: 93090 | 5L6429 - Facet: 480135 | 480322 - Lester: 3039 | 3040 | 3288 | 3289 | 3290 | 3297 | 3701 | 3702 | 3747 | 3899 | 4851 | 6261 | 6263 | 6272 | 6273 | 6621 | 6622 | 6623 | 6629 - Remy: 830621 | 1894212 | 1945879 | 1970527 | 1977004 | 8000067 - Volkswagen: 480322

0635

IMPULSOR DE PARTIDA DO MOTOR DE ARRANQUE  
STARTER DRIVE / IMPULSOR DE PARTIDA

FOTO / Photo pg. 105

## APLICAÇÃO / Application / Aplicación

John Deere: JD310 | JD350 | JD400 | JD410 | JD450 | MD1040 | MD1065 | MD1075 | MD1085 | MD1140 | MD1640 | MD1840 | MD20401 | MD2140 | MD3040 | MD3140 | MD840 | MD932 | MD940 | MD941 | MD952 | MD955 | MD958 | MD965

## MOTOR

Bosch: 0001362312 | 0001362316 | 0001362319 | 0001362321 | 0001367037 | 0001368059 | 0001369001 | 0001369005

## EQUIVALENTE / Equivalent

Bosch: 2006209427 | 2006209457 | 2006209459 - Lester: 16563 | 17095 - Lucas Indiel: 223791

0638

IMPULSOR DE PARTIDA DO MOTOR DE ARRANQUE  
STARTER DRIVE / IMPULSOR DE PARTIDA

FOTO / Photo pg. 105

## APLICAÇÃO / Application / Aplicación

Bomag: BW 90 - Deutz: F1L210 (.7L - 673cc) 1963...1975 - Farymann: D 40 - E 40 - Hatz: E 80 FG - E 80 G - E 85 FG - E 89 - KHD: Engines F1L210 (.7L - 673cc) 1963...1975 - Miller Electric Welder: All Models Deutz F1L210 Diesel 1963...1976 - Palmieri: PDA 625-750-1250

## MOTOR

Bosch: 0001311050 | 0001311051 | 0001314010

## EQUIVALENTE / Equivalent

Bosch: 1006209418 - Lester: 18233

0648

IMPULSOR DE PARTIDA DO MOTOR DE ARRANQUE  
STARTER DRIVE / IMPULSOR DE PARTIDA

FOTO / Photo pg. 105

## APLICAÇÃO / Application / Aplicación

Fiat: Caminhão 640 | Caminhão 1180 | Caminhão 1280 | Caminhão 1380 | Caminhão 1580 | Caminhão 1880 | Caminhão 570 | Caminhão 580 | Caminhão 605 | Caminhão 666 | Caminhão 670 | Caminhão 680 | Caminhão 765 | Caminhão 766 | Caminhão 780 | Caminhão 855 | Caminhão 880.15 | Caminhão 955 | Caminhão 980 - Fiat Allis: Caminhão 545B | Caminhão 645B - New Holland: Trator 8830 04/1994... | Trator DT8630 04/1994... | Trator FNH 8430 04/1994...

## MOTOR

Bosch: 0001367028 | 0001367029 | 0001368019 | 0001368020

## EQUIVALENTE / Equivalent

Bosch: 2006209426 | F000AL1899 - Fiat: 9817920 | 9959572 | 79033659 - Italacciai: SD314 - Lester: 17092 | 17184 | 18030 | 18033 - Remy: 19024527

0649

IMPULSOR DE PARTIDA DO MOTOR DE ARRANQUE  
STARTER DRIVE / IMPULSOR DE PARTIDA

FOTO / Photo pg. 105

## APLICAÇÃO / Application / Aplicación

Bobcat: 2400 Perkins 4-236 Dsl 1989...1991 | 2410 Perkins 4-236 Dsl 1989...1993 | 3023 Kubota V1702 Dsl 1989...1992 | 641 Deutz F2L511 Dsl 1989...1990 | 741 Deutz F2L511D Dsl 1989...1990 | 843B Isuzu 4JB1PK-01 Dsl 1990...1992 | 843HC Isuzu 4JB1PK-01 Dsl 1989...1992 | 853 Isuzu 4JB1PK-03 Dsl 1990...1994 | 853H Isuzu 4JB1PK-03 Dsl 1991...1994 | 943 Perkins 4-236 Dsl 1990...1994 | 974 Perkins 4-236 Dsl 1989...1990 - Clark: 2000 Perkins 2.5L 1989 | 641 Deutz F2L511 1989...1990 | 741 Deutz F2L511 1989...1990 | 843 Perkins 2.5L 1989...1990 | 843B Isuzu Engines 1990...1992 | 853 / 853H Isuzu Engines 1991...1995 | 943 Perkins 4-236 1990...1994 | 974 Perkins 4-236 1989...1990 - Hyster: H-150-275H Perkins 6-354 1985...1986 | H350A Perkins 6-354 1985...1988 - Lincoln: Various Perkins - Lister Petter Tractor: TX2 / TX3 - Macdon: Macdon 7000 Perkins Diesel 1993...1997 - Mack: CS Séries (Midliner) Mack Engines 1990...1999 | CS Séries (Midliner) Renault 5.8L 1986...1991 | CS Séries (Midliner) Renault 6.2L 1990...2001 | CS Séries (Midliner) Renault 8.8L 1986...1990 | MS Séries (Midliner) Mack E3 1990...1999 | MS Séries (Midliner) Mack E5 / EC5 1986...1990 | MS Séries (Midliner) Renault 5.8L 1986...1991 | MS Séries (Midliner) Renault 6.2L 1990...1999 - Massey Ferguson: MF-60E Perkins Diesel Engines 1989...1992 Miller Electric Welder: 27 Séries 2.0L Teledyne Eng 1989...1993 | 27 Séries Teledyne 2.0L, 2.7L 1989...1993 | Big 40 Cont. Eng 1992 - New Holland: 1426 Caterpillar Engines 1986...1989 | 1426 Perkins Engines 1982...1985 | 1495 Perkins Engines 1982...1985 | L783 Perkins 4-203 Diesel 1989...1995 | L785 Perkins 4-203 Diesel 1989...1994 Perkins: 4-236 4 cil Diesel 1989...2004 | Various Models Diesel - Prairie Sprayer: 4800 Sprayer Perkins Diesel 1993...1997 | 4900 Sprayer Perkins Diesel 1993...1997 Westerbeke: 108B Six 6 cil Diesel 1991...1994 | 108C Six 6 cil, 247ci 4.1L Diesel 1994...2007 | 16.0 BED 4 cil Diesel 1990...1995 | 64A Four 4 cil, 182ci 3.0L Diesel 2003...2007 | 71C Four 4 cil, 154ci 2.5L Diesel 1994...2007 | 82B Four 4 cil, 182ci 3.0L Diesel 1991...2007 | 90A Four 4 cil, 211ci 3.5L Diesel 1999...2007 | GCX40 Perkins Diesel Engines 1990...1997 | GCX50 Perkins Diesel Engines 1990...1997 | GPX35D Perkins Diesel Engines 1990...1995 | GPX40D Perkins Diesel Engines 1990...1995 | GPX50D Perkins Diesel Engines 1990...1995 - Westward: 7000 Perkins Diesel 1993...1997

## MOTOR

Remy: 1113274 | 1113275 | 1113278 | 1113281 | 1113282 | 1113284 | 1113285 | 1113288 | 1113289 | 1113290 | 1113297 | 10479607

## EQUIVALENTE / Equivalent

Lester: 6572 | 6576 | 6578 | 6581 | 6584 | 6587 | 6588 | 6593 | 6600 | 6602 - Remy: 10457057

**0650**IMPULSOR DE PARTIDA DO MOTOR DE ARRANQUE  
STARTER DRIVE / IMPULSOR DE PARTIDA

FOTO / Photo pg. 105

## APLICAÇÃO / Application / Aplicación

Bobcat: 1600 Kubota V1702 Diesel 1989...1993 | 643 Kubota D1402BA Diesel 1989...1993 | 743 Kubota V1702BA Diesel 1989...1990 | 743B Kubota V1702BA Diesel 1991...1994 | 753 Kubota V2203B Diesel 1990...1994 | 7753 Kubota V2203B Diesel 1991...1994 - New Holland: L555 Perkins 4-108 Diesel 1989...1993

## MOTOR

Remy: 1113273 | 1113279 | 1113280 | 10479606 | 10479613

## EQUIVALENTE / Equivalent

Remy: 10457058

**0651**IMPULSOR DE PARTIDA DO MOTOR DE ARRANQUE  
STARTER DRIVE / IMPULSOR DE PARTIDA

FOTO / Photo pg. 105

## APLICAÇÃO / Application / Aplicación

Deutz: Allis - Mercedes Benz: Caminhão 1620 | Caminhão 712 Eletronic

## MOTOR

Remy: 1113286 | 10479620

## EQUIVALENTE / Equivalent

Lester: 6579 | 6599 - Remy: 10457059

**0661**IMPULSOR DE PARTIDA DO MOTOR DE ARRANQUE  
STARTER DRIVE / IMPULSOR DE PARTIDA

FOTO / Photo pg. 106

## APLICAÇÃO / Application / Aplicación

Chrysler: Dodge Série S - Ford: D0707 | D0810 | D0910 | D1010 | D1111 | D1211 | D1314 | N0708 | N0710 | N0808 | N0810 | N0812 | N0814 | N0910 | N0914 | N1114 | N1414 | NA1814 | NA2214 - Massey Ferguson: MF155 | MF158 | MF168 | MF186 | MF187 | MF188 | MF487 | MF507 | MF510 | MF520 | MF525 | MF87 - Perkins: Tratores, Industriais, Estacionários.

## MOTOR

Bosch: 0001359067 | 0001359069 | 0001359081 | 0001359082 | 0001359104 | 0001359109 | 0001359110 | 0001360055

## EQUIVALENTE / Equivalent

Bosch: 2006209413 | 2006209443

**0668**IMPULSOR DE PARTIDA DO MOTOR DE ARRANQUE  
STARTER DRIVE / IMPULSOR DE PARTIDA

FOTO / Photo pg. 106

## APLICAÇÃO / Application / Aplicación

Massey Ferguson: MF235 | MF235 1986... | MF265 1986... - Perkins: Trator MF 235 -265 A3.152 | Trator MF 265 AD4.203 abr/76 | Tratores, Industriais, Estacionários.  
Yanmar: 1050D | 1050D 4x4

## MOTOR

Bosch: 9000083072 | 9000453072 | 9000453080

## EQUIVALENTE / Equivalent

Bosch: 9001083629

**0669**IMPULSOR DE PARTIDA DO MOTOR DE ARRANQUE  
STARTER DRIVE / IMPULSOR DE PARTIDA

FOTO / Photo pg. 106

## APLICAÇÃO / Application / Aplicación

Ford: Trator - New Holland: Trator

## MOTOR

Ford: SA739B | E8TZ11002A | E8TF11000AA - Mitsubishi: M3T90072

## EQUIVALENTE / Equivalent

Ford: SDE339 | E8PZ11350A - Lester: 17037 - Mitsubishi: M191T66271

**0670**IMPULSOR DE PARTIDA DO MOTOR DE ARRANQUE  
STARTER DRIVE / IMPULSOR DE PARTIDA

FOTO / Photo pg. 106

## APLICAÇÃO / Application / Aplicación

Ford: Truck Diesel - New Holland: Trator

## MOTOR

Ford: SA739A | E5TZ11002B | E8TZ11002A | E5TF11000AA | E8TF11000AA | F3TU11000AA - Mitsubishi: M3T90011 | M3T90071 | M3T90072

## EQUIVALENTE / Equivalent

Ford: SDE330 | E5PZ11350A | E5PF11350AA - Lester: 17037 - Mitsubishi: M191T65571

0721

IMPULSOR DE PARTIDA DO MOTOR DE ARRANQUE  
STARTER DRIVE / IMPULSOR DE PARTIDA

FOTO / Photo pg. 106

## APLICAÇÃO / Application / Aplicación

Bobcat: Trator 853 série 12816390 1994 - Clark: Especial/Special - Detroit: Estacionários - Fiat Allis: Grader PG140 e PG160 Ford 7.5L GMA

## MOTOR

Remy: 10479605 | 10479608 | 10479612

## EQUIVALENTE / Equivalent

Lester: 6594 | 6597 - Remy: 10457122

0722

IMPULSOR DE PARTIDA DO MOTOR DE ARRANQUE  
STARTER DRIVE / IMPULSOR DE PARTIDA

FOTO / Photo pg. 106

## APLICAÇÃO / Application / Aplicación

Case: Grader 845 e 845.2 | Grader FG 140.2 | Pa Carregadeira W20 - Cummins: Especial/Special - Fiat Allis: Com embreagem banhada a óleo Cummins 6BT5.9 | FD 170 - cremalheira a banho de óleo - Komatsu: Escavadeira PC200 Cummins 4B3.9 | Escavadeira PC200 Cummins 4BT3.9 | Escavadeira PC200 Cummins 6B5.9 | Escavadeira PC200 Cummins 6BT5.9 | Escavadeira PC200 Cummins 6BTAA Mack - TCM Equipment Ag: Série 28MT 12/12V - Timberjack: 608, 608 Harvester - Ciber Vibrador

## MOTOR

Remy: 1113272 | 1113277 | 1113291 | 10479611 | 10479616 | 10479623 | 10479629 | 10479655

## EQUIVALENTE / Equivalent

Lester: 6574 | 6582 | 6592 | 6596 | 6598 - Remy: 10457121

0748

IMPULSOR DE PARTIDA DO MOTOR DE ARRANQUE  
STARTER DRIVE / IMPULSOR DE PARTIDA

FOTO / Photo pg. 106

## APLICAÇÃO / Application / Aplicación

Agrale: Caminhão 7000DX-TDX- 8000MA série 7.5T - Case: Trator W20 Cummins 6BT590 - Ford: Cargo 1618 | F12000 MWM | F14000 MWM | F4000 MWM - MWM: Motor 410T, 610T - Puma: 7000 série 79000 MWM 4.10T 03/1996... - Volkswagen: Caminhão MWM X10 | Ônibus | Volks Bus MWM

## MOTOR

Bosch: 9000083077

## EQUIVALENTE / Equivalent

Bosch: 9001083674 | 9002453078 | 9002453079 - Lucas: TNB674 - Lucas Indiel: 223293

0758

IMPULSOR DE PARTIDA DO MOTOR DE ARRANQUE  
STARTER DRIVE / IMPULSOR DE PARTIDA

FOTO / Photo pg. 106

## APLICAÇÃO / Application / Aplicación

Nissan: Empilhadeira | Forklift

## MOTOR

Mitsubishi: M1T60381 - Nissan: 23300k9160

## EQUIVALENTE / Equivalent

Lester: 17437 - Mitsubishi: M191T13571

0776

IMPULSOR DE PARTIDA DO MOTOR DE ARRANQUE  
STARTER DRIVE / IMPULSOR DE PARTIDA

FOTO / Photo pg. 106

## APLICAÇÃO / Application / Aplicación

Caterpillar: Carregadeira 916 1986...1992 | Carregadeira 926 1984...1987 | Carregadeira 926E 1987...1993 | Duty 3204 Motor Médio 1985...1993 | Escavadeira 943 3204 1985...1992 | Escavadeira 215B 1985...1992 | Escavadeira 953 3204 1985...1992 | Transportador de Ferramentas IT18B 3204 1986...1992 | Transportador de Ferramentas IT28B 3204 1986...1993 | Trator Esteira D4H 3204 1985...1996

## MOTOR

Bosch: 2006202000 | 2006209000 - Cargo: 131766 | 232632

## EQUIVALENTE / Equivalent

Lester: 3048 | 3055 | 3064 | 3809 | 3884 | 3885 | 3894 | 3895 | 3931 | 18020 | 18021 | 18928 | 30011 | 30019 | 32949

0778

IMPULSOR DE PARTIDA DO MOTOR DE ARRANQUE  
STARTER DRIVE / IMPULSOR DE PARTIDA

FOTO / Photo pg. 106

## APLICAÇÃO / Application / Aplicación

Fiat: Escavadeira FH400 8215 Hitachi 13.8L Diesel - Fiat Allis: Carregadeira FL-14D 8205 Diesel Diesel 1985...1986 | Carregadeira FL-20 8215 Diesel Diesel 1979...1995 | Carregadeira FR-20 8215 Diesel Diesel 1987...1991 | Carregadeira FR-20B 8215 Diesel Diesel 1986...1995 | Escavadora FH-400 8215 Diesel Diesel 1990...1993 | Escavadora FE-45 8215 Diesel Diesel 1988...1993 | Trator 14CL 8205 Diesel Diesel 1986...1989 | Trator 14C 8205 Diesel Diesel 1986...1989 | Trator FA-200 8215 Diesel Diesel 1984...1990 | Trator FD-14 8205 Diesel Diesel 1984...1989 | Trator FD-20 8215 Diesel Diesel 1981...1995

0783

IMPULSOR DE PARTIDA DO MOTOR DE ARRANQUE  
STARTER DRIVE / IMPULSOR DE PARTIDA

FOTO / Photo pg. 106

## APLICAÇÃO / Application / Aplicación

Buick: Century 4 cil 2.2L | Regal V6 3.1 - General Motors/Chevrolet: Cavalier 4 cil 1996 | Lumina V6 3.1 lts e 4.0 lts | Minivan 3.4 lts | Monte Carlo V6 3.1 lts | MPV V6 3.4 lts - Hyster: Empilhadeira H55XM GM 2.2 - Jeep: Cherokee

## MOTOR

Remy: 2058 | 1358859 | 10455069 | 10455081

## EQUIVALENTE / Equivalent

Lester: 6473 | 6474 | 6483 - Remy: 10487536

0784

IMPULSOR DE PARTIDA DO MOTOR DE ARRANQUE  
STARTER DRIVE / IMPULSOR DE PARTIDA

FOTO / Photo pg. 106

## APLICAÇÃO / Application / Aplicación

Case: Colheitadeira

## MOTOR

Bosch: 0001367061

## EQUIVALENTE / Equivalent

Bosch: 2006209434 - Lester: 17308 - Lucas Indiel: 223908

0813

IMPULSOR DE PARTIDA DO MOTOR DE ARRANQUE  
STARTER DRIVE / IMPULSOR DE PARTIDA

FOTO / Photo pg. 106

## APLICAÇÃO / Application / Aplicación

John Deere: 570B 6059D John Deere Dsl | 6059 Diesel | 6068 Diesel 1985...1995 | 6329D Diesel | 6414D / T Diesel 1985...1987 | 655 Utility Tractor Various Dsl 1981...1985 | 655B 6068T John Deere Dsl 1982...1995 | 670B 6068H John Deere Dsl 1982...2001 | 672A Various Dsl 1978...1981 | 672B 6068T John Deere Dsl 1988...2001 | 690CR Diesel 1984...1991 | 690D 6414T John Deere Dsl 1988...1992 | 693C 6414T John Deere Dsl 1987...1989 | 693D 6068 Diesel 1988...1995 | 750 Various Dsl 1975...1986 | 750B 6068 Diesel 1982...1995 | 755 6068T John Deere Dsl 1986...1995 | 755 Utility Tractor Various Dsl 1976...1982 | 755A Various Dsl 1982...1984 | 755B Various Dsl 1985...1990 | 770B Various Dsl 1982...2001 | 772B Various Dsl 1982...2001 | 790 Utility Tractor 6466A John Deere Dsl 1984...1987 | 792 6466A John Deere Dsl 1984...1988 | 793D 6466A John Deere Dsl 1988...1995 | 850B 619 Diesel 1982...1990 | 850B 6466A John Deere Dsl 1985...1995 | JD670 Diesel 1975...1978 | JD670 6466A John Deere Dsl 1985...1995 | JD762A 619 John Deere Dsl 1980...1981 | JD762A 6466A John Deere Dsl 1980...1981 | JD762B 1982...2001

## MOTOR

John Deere: TY6654 | TY6687 | TY6714 | TY6718 | AR84333 | RE15663 | RE15718 | RE43422 | TY25964 | TY25965 | SE501418 | SE501419

## EQUIVALENTE / Equivalent

Lester: 16655 | 17371 - Nippondenso: 0283001860

0814

IMPULSOR DE PARTIDA DO MOTOR DE ARRANQUE  
STARTER DRIVE / IMPULSOR DE PARTIDA

FOTO / Photo pg. 106

## APLICAÇÃO / Application / Aplicación

Case: Trator MX 135

## MOTOR

Bosch: 0001367054

## EQUIVALENTE / Equivalent

Bosch: 2006209432 - Lester: 18035

0818

IMPULSOR DE PARTIDA DO MOTOR DE ARRANQUE  
STARTER DRIVE / IMPULSOR DE PARTIDA

FOTO / Photo pg. 106

## APLICAÇÃO / Application / Aplicación

Especial/Special: Motocicletas - Ford: Ranger 2.5 D - Honda: Accord | Civic - Jaguar: HJ 12 6.0 | XJS 5.3 V12 | XJS 6.0 - Land Rover: Freelander 2.0 TD4 - Lexus: LS 400 - Toyota: Corolla | Land Cruiser 4.7 | Tacoma - Yale: Empilhadeira - ZEN: Utiliza Pinhão ZEN 9186

## MOTOR

Nippon: 2280000990 | 2280000991 | 2280001060 | 2280001530 | 2280001531 | 2280004570 | 2280006482 | 2280007800 | 2280007801 - Nippondenso: 1280008210 | 1280009190 | 1280009191 | 1280009300 | 1280009310 | 1280009380 | 1280009520 | 1280009700 | 2280000340 | 2280001160 | 2280007390 | 2280007391 | 2280007392  
Toyota: 2810016270 | 2810046100 | 2810046120 | 2810046140 | 2810049090 | 2810075050 | 2810076060 | 2810076070

## EQUIVALENTE / Equivalent

Cargo: 137753 - Nippon: 0283007940 - Nippondenso: 0283006990 | 0283007170 | 0283007990 - Toyota: 2801176070

0850

IMPULSOR DE PARTIDA DO MOTOR DE ARRANQUE  
STARTER DRIVE / IMPULSOR DE PARTIDA

FOTO / Photo pg. 106

## APLICAÇÃO / Application / Aplicación

Hitachi: Escavadeira EX100M-2 Isuzu 4BD1 1988...1996 | Escavadeira EX100-2 Isuzu 4BD1 1988...1994

**0850**IMPULSOR DE PARTIDA DO MOTOR DE ARRANQUE  
STARTER DRIVE / IMPULSOR DE PARTIDA

FOTO / Photo pg. 106

**MOTOR**

Remy: 10479626

**EQUIVALENTE / Equivalent**

Lester: 18193 - Remy: 0215002001

**0853**IMPULSOR DE PARTIDA DO MOTOR DE ARRANQUE  
STARTER DRIVE / IMPULSOR DE PARTIDA

FOTO / Photo pg. 107

**APLICAÇÃO / Application / Aplicación**

Nissan: 310 L4 1.4L 1393cc 85cid 1979...1980 | 310 L4 1.5L 1488cc 1981 | A12, A15 | F10 L4 1.4L 1393cc 85cid 1976...1978 | Fork Lifts

**MOTOR**

Mitsubishi: M2T20181 | M2T20181D - Nissan: 23300H5014

**EQUIVALENTE / Equivalent**

Lester: 16579 - Mitsubishi: M191T22571 - Nissan: 23354T5000

**0879**IMPULSOR DE PARTIDA DO MOTOR DE ARRANQUE  
STARTER DRIVE / IMPULSOR DE PARTIDA

FOTO / Photo pg. 107

**APLICAÇÃO / Application / Aplicación**

TCM Equipment Ag: Série 40MT | Série 42MT 12/24V | Série 50MT 12/24V

**MOTOR**

Leece Neville: 7282M | 8282M | 7408MA - Prestolite: MES6403JUT - Remy: 1113350 | 1113369 | 1113374 | 1113801 | 1113804 | 1113811 | 1113817

**EQUIVALENTE / Equivalent**

Lester: 3052 | 3054 | 3065 | 3789 | 3796 | 6219 | 6220 - Lucas Indiel: 223979 - Prestolite: 59225 | PD13A - Remy: 1932603 | 1985131

**0887**IMPULSOR DE PARTIDA DO MOTOR DE ARRANQUE  
STARTER DRIVE / IMPULSOR DE PARTIDA

FOTO / Photo pg. 107

**APLICAÇÃO / Application / Aplicación**

Caterpillar: 320B Mitsubishi 24V - Ford: Pick Up 7.3 D Turbo | Van 7.3 D Turbo - Mitsubishi: Canter

**MOTOR**

Mitsubishi: M2T80772 | M3T57575 | M8T50071 | M8T50171 | M8T50271 | M8T50471 | M8T55171 | M8T55471 | M8T60073 | M8T60371 | M8T60372 | M8T60373 | M8T60374 | M8T60389 | M8T60471 | M8T60489 | M8T60571 | M8T60771 | M8T60773 | M8T60871 | M8T70371 | M8T70971 | M8T71571 | M8T75171 | M8T77071 | M8T77072 | M8T77074 | M8T77075 | M8T80071 | M8T80171 | M8T80371 | M8T80372 | M8T80373 | M8T80374 | M8T80772 | M8T80789 | M8T85071 | M8T85171 | M8T85271 | M8T85471 | M8T85571 | M8T87071 | M8T87171 | ME012994 | ME012995 | ME013008 | ME014418 | M8T80071A | M8T80071B | M8T85071A | M8T85071B | M8T85171A | M8T85271B

**EQUIVALENTE / Equivalent**

Mitsubishi: ME701487 | ME701648 | ME701651 | M191X67571 | M191X67585 | M191X67685 | M191X67771 | M191X67871 | M191X67885 | M191X68271 | M191X68671 | M191X93571

**0888**IMPULSOR DE PARTIDA DO MOTOR DE ARRANQUE  
STARTER DRIVE / IMPULSOR DE PARTIDA

FOTO / Photo pg. 107

**APLICAÇÃO / Application / Aplicación**

Agco: Trator 9170 6-584 Deutz Diesel 1991...1993 | Trator 9190 6-584 Deutz Diesel 1991...1993 | Trator 9670 6-584 Deutz Diesel 1994...1996 | Trator 9690 6-584 Deutz Diesel 1994...1995 - Deutz: Trator 9170 6-584 Diesel 1989...1992 | Trator 9190 6-584 Diesel 1989...1992

**EQUIVALENTE / Equivalent**

Lester: 6288 | 6388 - Remy: 10497496

**0893**IMPULSOR DE PARTIDA DO MOTOR DE ARRANQUE  
STARTER DRIVE / IMPULSOR DE PARTIDA

FOTO / Photo pg. 107

**APLICAÇÃO / Application / Aplicación**

Clark: Empilhadeira CG P 25 Com Arranque Adaptado

**0894**IMPULSOR DE PARTIDA DO MOTOR DE ARRANQUE  
STARTER DRIVE / IMPULSOR DE PARTIDA

FOTO / Photo pg. 107

**APLICAÇÃO / Application / Aplicación**

TCM Equipment Lift Truck: FD100Z 6BD1 Motor 0000 | FD35Z 6BB1 Motor 0000 | FD35Z5 Isuzu D500 0000 | FD38Z 6BB1 Motor 0000 | FD38Z Isuzu D500 0000 | FD40Z 6BB1 Motor 0000 | FD40Z2 Isuzu D500 0000 | FD45Z 6BB1 Motor 0000 | FD50Z 6BB1 Motor 0000 | FD50Z6 Isuzu D500 0000 | FD60Z 6BB1 Motor 0000 | FD60Z5 Isuzu D500 0000 | FD70Z 6BB1 Motor 0000 | FD70Z2 Isuzu D500 0000 | FD80Z7 6BD1 Motor 0000

0894

IMPULSOR DE PARTIDA DO MOTOR DE ARRANQUE  
STARTER DRIVE / IMPULSOR DE PARTIDA

FOTO / Photo pg. 107

## MOTOR

Isuzu: 181001890 | 1811001890 | 1811001891 | 1811001900 | 1811001910 | 1811001920 | 1811001970 | 1811001971 | 1811002061 | 1811002530 | 1811002531 |  
1811002590 | 1811002890 | 5811001742 - Mitsui Deutz: 4413040 | 4413390

## EQUIVALENTE / Equivalent

Lester: 18100 | 18191 - Nikko: 0230001030 | 0230001031 | 0230001050 | 0230001070 | 0230001071 | 0230001080 | 1235000010

0902

IMPULSOR DE PARTIDA DO MOTOR DE ARRANQUE  
STARTER DRIVE / IMPULSOR DE PARTIDA

FOTO / Photo pg. 107

## APLICAÇÃO / Application / Aplicación

Valmet: Zetor

## MOTOR

Pal: 2928 | 976117

## EQUIVALENTE / Equivalent

Pal: 932208

0906

IMPULSOR DE PARTIDA DO MOTOR DE ARRANQUE  
STARTER DRIVE / IMPULSOR DE PARTIDA

FOTO / Photo pg. 107

## APLICAÇÃO / Application / Aplicación

Clark: Empilhadeira - Daewoo: Empilhadeira

## EQUIVALENTE / Equivalent

Lucas Indiel: 224006

0914

IMPULSOR DE PARTIDA DO MOTOR DE ARRANQUE  
STARTER DRIVE / IMPULSOR DE PARTIDA

FOTO / Photo pg. 107

## APLICAÇÃO / Application / Aplicación

TCM Equipment Ag: Série 42MT 12/24V | Série 50MT 12/24V

## MOTOR

Remy: 1113477 | 1114155 | 1114177 | 1114716 | 1114948 | 1990486 | 1993774 | 1993784 | 1993801 | 1993826

## EQUIVALENTE / Equivalent

Facet: 480414 - Lester: 3050 | 3364 | 3370 | 3932 | 6234 | 6247 | 6248 | 6255 | 6258 | 6518 | 6528 | 6529 | 6550 | 6626 | 6627 | 6650 - Remy: 1893561 | 1953151

0929

IMPULSOR DE PARTIDA DO MOTOR DE ARRANQUE  
STARTER DRIVE / IMPULSOR DE PARTIDA

FOTO / Photo pg. 107

## APLICAÇÃO / Application / Aplicación

KHD: BF4L 1011 | F2L 1011 | F3L 1011 | F4L 1011 - Magirus Deutz: Trator

## MOTOR

Bosch: 0001218172 | 0001218772

## EQUIVALENTE / Equivalent

Bosch: 9002336230 - Lester: 18230

0930

IMPULSOR DE PARTIDA DO MOTOR DE ARRANQUE  
STARTER DRIVE / IMPULSOR DE PARTIDA

FOTO / Photo pg. 107

## APLICAÇÃO / Application / Aplicación

TCM Equipment Ag: Série 42 MT 12/24V | Série 50MT 12/24V

## MOTOR

Caterpillar: 4N4405 - Ingersoll Rand: 462361 - Leece Neville: M0017137 | M0017157 | M0017191 - Prestolite: 462361 | MFJ6501 - Remy: 4N4405 | 1113344 - Utms: MFJ6501

## EQUIVALENTE / Equivalent

Facet: 480412 - Lifan: 101BMP2992 - Remy: 1933404 | 1985132 - Utms: DV202750

0943

IMPULSOR DE PARTIDA DO MOTOR DE ARRANQUE  
STARTER DRIVE / IMPULSOR DE PARTIDA

FOTO / Photo pg. 107

## APLICAÇÃO / Application / Aplicación

John Deere: 316 Motor B43E 1984...1992 | 318 Motor B43E 1983...1992 | 420 2 Cil. 0.78L 771cc 47cid - B48G 1983...1990 - Onan: Motor B43E 1979...1990 | Motor B43G 1979...1990 | Motor B48G 1979...1990



0943

IMPULSOR DE PARTIDA DO MOTOR DE ARRANQUE  
STARTER DRIVE / IMPULSOR DE PARTIDA

FOTO / Photo pg. 107

## MOTOR

Onan: 191168202 | 191168203 | 191168205 | 191176002 | 191180803 | 191180805 | 191180806 | 191194903 | 191194905 | 191194906 | 191194909 - Toro: NN10268

## EQUIVALENTE / Equivalent

Lester: 17333 - Onan: 1911953

0947

IMPULSOR DE PARTIDA DO MOTOR DE ARRANQUE  
STARTER DRIVE / IMPULSOR DE PARTIDA

FOTO / Photo pg. 107

## APLICAÇÃO / Application / Aplicación

Daihatsu: Rocky F80 - Especial/Special: Motocicletas - JCB: Escavadeira - Mazda: B2200 - Toyota: 2S | 2Y | 2Y 2.2 | 3Y | Camry | Carina | Celica | Corolla | Dyna | Hilux | JR 7 | MR 2 | Tercel - ZEN: Utiliza Pinhão ZEN 9186

## MOTOR

Daihatsu: 2810072010 - Ishikawajima: 185086240 | 185086340 - Kubota: 1550463011 | 1574163011 - Nippondenso: 280004343 | 280004450 | 280005900 | 280005912 | 280006001 | 280006120 | 280006332 | 280006362 | 280006450 | 280006930 | 280007321 | 280007392 | 280007560 | 280007620 | 280008050 | 280008060 | 280008220 | 280008261 | 280008290 | 280008320 | 280008850 | 280009070 | 280009260 | 280009380 | 280009711 | 280009720 | 280009860 | 1280000101 | 1280000220 | 1280000230 | 1280000500 | 1280000510 | 1280001370 | 1280001440 | 1280001441 | 1280001520 | 1280001630 | 1280002060 | 1280003340 | 1280003350 | 1280003590 | 1280003670 | 1280003990 | 1280004420 | 1280005261 | 1280005410 | 1280005700 | 1280005780 | 1280005781 | 1280005840 | 1280005850 | 1280007090 | 1280007100 | 1280007330 | 1280007680 | 1280007690 | 1280007912 | 1280008070 | 1280008080 | 1280008240 | 1280008560 | 2280000311 | 2280000580 | 2280000960 | 2280001100 | 2280001110 | 2280001710 | 2280002020 | 2280002121 | 2280002300 | 2280002610 | 2280002620 | 2280002682 | 2280002691 | 2280002701 | 2280002760 | 2280002770 | 2280002851 | 2280002880 | 2280003200 | 2280003290 | 2280004320 | 2280004330 - Toyota: 2810010040 | 2810010060 | 2810013010 | 2810015020 | 2810015040 | 2810015070 | 2810015130 | 2810015180 | 2810016020 | 2810016080 | 2810016110 | 2810027010 | 2810027030 | 2810027050 | 2810027060 | 2810031010 | 2810034060 | 2810034080 | 2810034100 | 2810041060 | 2810042040 | 2810042050 | 2810044030 | 2810044050 | 2810045033 | 2810045050 | 2810051031 | 2810060070 | 2810063020 | 2810063050 | 2810072010 | 2810072020 | 2810072030 | 2810072040 | 2810072050 | 2810072060 | 2810072070 | 2810072090 | 2810072100 | 2810072110 | 2810073010

## EQUIVALENTE / Equivalent

Cargo: 132004 - Honda: 31204657617 - Ishikawajima: 185866150 - Isuzu: 8941291870 - Kubota: 1550463041 - Lester: 16248 | 16251 | 16578 | 16586 | 16600 | 16612 | 16674 | 16735 | 16736 | 16737 | 16759 | 16760 | 16761 | 16786 | 16790 | 16802 | 16821 | 16823 | 16825 | 16826 | 16827 | 16828 | 16829 | 16831 | 16833 | 16834 | 16837 | 16878 | 16892 | 16895 | 16906 | 16911 | 16913 | 17002 | 17003 | 17027 | 17125 | 17143 | 17171 | 17240 | 17251 | 17256 | 17345 | 17420 | 17422 | 17481 | 17487 | 17521 | 17530 | 17537 | 18181 | 18182 - Nippondenso: 0283001600 | 0283001601 | 0283001602 | 0283001603 | 0283001790 | 0283001791 | 0283001800 | 0283002000 | 0283002110 | 0283002111 | 0283002270 | 0283003630 | 0283003631 | 0283004160 | 0283006940 - Toyota: 2801120540 | 2801126041 | 2801126042 | 2801135030 | 2810110710

0948

IMPULSOR DE PARTIDA DO MOTOR DE ARRANQUE  
STARTER DRIVE / IMPULSOR DE PARTIDA

FOTO / Photo pg. 107

## APLICAÇÃO / Application / Aplicación

Case: EHC - John Deere: Especial/Special

## MOTOR

Nippondenso: 128000533 | 128000597 | 128000723 | 228000136 | 228000138 | 228000139 | 228000140

## EQUIVALENTE / Equivalent

Lester: 17353 | 17618 | 17624 | 17625 | 17633 | 18272 - Nippondenso: 0283007530

0950

IMPULSOR DE PARTIDA DO MOTOR DE ARRANQUE  
STARTER DRIVE / IMPULSOR DE PARTIDA

FOTO / Photo pg. 107

## APLICAÇÃO / Application / Aplicación

John Deere: Cefeiro Front F911 Kawasaki 22HP | Kawasaki motores pequenos FD620Dv - Vários Modelos | Tratores Cub Cadet Compact 3205 Kawasaki 20HP Gas 1998...1999 | Tratores de Grama 445 Kawasaki 22HP Gas | Turf Vehicle Kawasaki 18HP | Utility Vehicle (UTV) 1800 Golf Kawasaki 18HP | Utility Vehicle (UTV) Gator HPX Kawasaki 20HP

## MOTOR

Nippondenso: 1280003540 | 1280009360

## EQUIVALENTE / Equivalent

Nippondenso: 0283005720

0958

IMPULSOR DE PARTIDA DO MOTOR DE ARRANQUE  
STARTER DRIVE / IMPULSOR DE PARTIDA

FOTO / Photo pg. 107

## APLICAÇÃO / Application / Aplicación

General Motors/Chevrolet: Blazer 4.3 V6 - Hyster: Empilhadeira H80XM

## MOTOR

Remy: 9000836 | 9000841 | 9000854 | 9000857 | 9000858 | 9000871 | 9000872 | 9000873 | 9000879 | 9000880 | 9000882 | 9000884 | 9000885 | 24506694

## EQUIVALENTE / Equivalent

Remy: 10492409

**0970**IMPULSOR DE PARTIDA DO MOTOR DE ARRANQUE  
STARTER DRIVE / IMPULSOR DE PARTIDA

FOTO / Photo pg. 108

**APLICAÇÃO / Application / Aplicación**

Case: Cefeiras 6000 e 6500 W Motor NCE 4-390 | Escavadeira 1088 | Retroescavadeira Cummins | Trator 5100 1987...1992 - Cummins: Motores

**MOTOR**

Bosch: 0001367072 | 0001368069 | 0001368083 | 0001369007 | 0001369019 | 0001369025 - Case: A181642 | A187597 | 114799A1 | P941519Q - Cummins: 3283312 | 3283812

**EQUIVALENTE / Equivalent**

Bosch: 2006209458 | 2006209543

**0978**IMPULSOR DE PARTIDA DO MOTOR DE ARRANQUE  
STARTER DRIVE / IMPULSOR DE PARTIDA

FOTO / Photo pg. 108

**APLICAÇÃO / Application / Aplicación**

General Motors/Chevrolet: D20 03/1992... | D6000 03/1992... | GMC 6100 Maxion 4 Cil. 2001 | Silverado Maxion S4 Diesel - Massey Ferguson: 265 04/1976... - Perkins: Maxion

**MOTOR**

Lucas Indiel: 35258540 | 35258710

**EQUIVALENTE / Equivalent**

Lucas Indiel: 220310 | 224078 | 229027 | 35259027 | 35260310 | 35260810

**0985**IMPULSOR DE PARTIDA DO MOTOR DE ARRANQUE  
STARTER DRIVE / IMPULSOR DE PARTIDA

FOTO / Photo pg. 108

**APLICAÇÃO / Application / Aplicación**

Fiat Allis: Pá Carregadeira FR128 | Trator de Esteira 7D - Mercedes Benz: 915 c Accelo | Axor 1933 | Caminhão 1418L, 1718, 1725, 2423, 2428 | Caminhão 712C, 715, 714C, 1418 EL | Caminhão 915C, 1215, 1218EL, 1218L | Caminhão e Ônibus Eletrônicos C/ Motor OM904, OM906, OM924, OM926 | Especial/Special | Família Atego 1315, 1418, 1518, 1718, 1725, 2425 24V OM 904, OM 906, OM 924 e OM 926 | Família Atego L1318, 2423B, 2423K, L1620 Chassi de ônibus 24V OM 904, OM 906, OM 924 e OM 926 | Família Atego LO 914, 0500M, 0500U, 0500R, OF 1417, OF 1418, OF 1518, OF 1721, OF 1722 24V OM 904, OM 906, OM 924 e OM 926 - TCM Equipment Ag: Série 28MT 12/24V C/ Motor OM904, OM906, OM924, OM926

**MOTOR**

Mercedes Benz: A0051512201 | A0051517601 - Remy: 10479626 | 10479650 | 10479654

**EQUIVALENTE / Equivalent**

Remy: 10457362 | 10457368 | 10503933

**0996**IMPULSOR DE PARTIDA DO MOTOR DE ARRANQUE  
STARTER DRIVE / IMPULSOR DE PARTIDA

FOTO / Photo pg. 108

**APLICAÇÃO / Application / Aplicación**

Yale: Empilhadeira

**1013**IMPULSOR DE PARTIDA DO MOTOR DE ARRANQUE  
STARTER DRIVE / IMPULSOR DE PARTIDA

FOTO / Photo pg. 108

**APLICAÇÃO / Application / Aplicación**

TCM Equipment Ag: 37 MT Séries DD Starters

**1030**IMPULSOR DE PARTIDA DO MOTOR DE ARRANQUE  
STARTER DRIVE / IMPULSOR DE PARTIDA

FOTO / Photo pg. 108

**APLICAÇÃO / Application / Aplicación**

Citroën: XM 2.1 diesel | XM 2.1 turbo diesel - Suzuki: Vitara - Yanmar: Micro trator

**MOTOR**

Bosch: 0001109026

**EQUIVALENTE / Equivalent**

Bosch: 1006209646

**1038**IMPULSOR DE PARTIDA DO MOTOR DE ARRANQUE  
STARTER DRIVE / IMPULSOR DE PARTIDA

FOTO / Photo pg. 108

**APLICAÇÃO / Application / Aplicación**

Mercedes Benz: 1215 C | 712 C | 817-1517 1996... | 914 2000 | 915 | Atego 1998... | Axor 1998... | Citaro 1998... | Econic 1998... | L1218 | L1418 | L1618 M | L1622 | L2423 - New Holland: Trator

**MOTOR**

Bosch: 0001230001 | 0001230006 | 0001230012 | 0001230013 | 0001231002 | 0001231003 | 0001231005 | 0001231018 | 0001231033

1038

IMPULSOR DE PARTIDA DO MOTOR DE ARRANQUE  
STARTER DRIVE / IMPULSOR DE PARTIDA

FOTO / Photo pg. 108

## EQUIVALENTE / Equivalent

Bosch: 6033AD0442 | 6033AD0462 | 6033AD3006 | 6033AD3108 | 6033AD3244 | 6033AD3850 | 6033AD4034 | 6033AD4118 | 6033AD4148 | 6033ADO462 | 9002336236

Cargo: 139056 - KHD: 01319755 | 01319806 - Mercedes Benz: 0011511813 | 0011513213

1046

IMPULSOR DE PARTIDA DO MOTOR DE ARRANQUE  
STARTER DRIVE / IMPULSOR DE PARTIDA

FOTO / Photo pg. 108

## APLICAÇÃO / Application / Aplicación

Mitsubishi: E2500 Diesel XA | E3000 | Fuso Canter 20, 30, 35, 4d31T 1987 | Fuso Canter 3600, 33, 4D30, 31, 32 1998 | Fuso Canter 4DRS 1984 ...1988 | Light Bus HÁ | Wheel Loader S4E - Nissan: Fork Lifts - ZEN: Utiliza pinhão ZEN 12812

## MOTOR

Mitsubishi: 232415 | M2T55271 | M2T56471 | M2T56472 | M2T57881 | M2T61771 | M2T65271 | M2T65272 | M2T67881 | M2T67882 | M2T67883 | M2T69081 | M2T72871 | M2T74371 | M2T78381 | M2T78481 | M2T78482

## EQUIVALENTE / Equivalent

Mitsubishi: ME700972 | M357T72671 | M357T72672 | M357X72672 | M357X85273

1059

IMPULSOR DE PARTIDA DO MOTOR DE ARRANQUE  
STARTER DRIVE / IMPULSOR DE PARTIDA

FOTO / Photo pg. 108

## APLICAÇÃO / Application / Aplicación

Aifo: 8361 05.500 160PS 8,1L 1980...1983 | 8361 25.500 175PS 8,1L 1980...1983 - Astra: BM 201 OM-8360.05.200 8.0L 1980... | BM 201 OM-8360.05.300 8.0L 1979... | BM 44D12R OM-8360.05.200 8.1L 1991... - Benfra: 10 CH Motor Aifo-8361/000 8.1L 1982...1983 | 10 CH Motor Aifo-8361/01 8.1L 1984...1985 | 9.11 Motor Aifo-8361S/000 8.1L 1985...1987 | 9.11 Motor Aifo-8361S/10.00 5.9L 1988...1991 | 9.12 Motor Aifo-8361S/10.00 5.9L 1990... | 9.32 Motor Aifo-8361S/10.00 5.9L 1990... - Fiat: 110 NC OM-8360.04.200 6.9L 1978...1981 | 129.16 8360.05.B 8.1L 1979...1982 | 130 CP3 7.4L 1979...1982 | 130 NC OM-8360.04.300 6.9L 1978...1984 | 130 NC,NR,NT20 8220.02 9.6L 1979...1980 | 130 NC14, NT14 OM-8360.04.200 6.9L 1978...1984 | 150 NC,NT20 8220.02 9.6L 1976...1980 | 150 NC17 OM-8360.03 8.1L 1976...1979 | 159 17 OM-8360.05.254 8.1L 1977...1982 | 160 26 8210.02.020 13,8L 1980...1982 | 50 F10 OM-8340.04.250 4,6L 1978...1982 | 540 DT 8035.02.302 2,6L 1972...1978 | 55 F9 8340.04. 4,6L 1977...1979 | 60 F10 OM-8340.04.250 4,6L 1979...1982 | 65 F10 OM-8340.04.200 4,6L 1978...1980 | 70 F10 8340.04.250 4,6L 1978...1980 | 75 F10 8340.04 4,6L 1978...1980 | 79 F10 OM-8340.04.200, 250 4,6L 1979...1982 - Fiat Allis: 645 B 8361.05.500 8.1L 1980...1982 - Valmet: Trator

## MOTOR

Iskra: 11130124 | 11130322

1060

IMPULSOR DE PARTIDA DO MOTOR DE ARRANQUE  
STARTER DRIVE / IMPULSOR DE PARTIDA

FOTO / Photo pg. 108

## APLICAÇÃO / Application / Aplicación

Valmet: Valtra

## MOTOR

Iskra: 11130076 | 11130200 | 11130373

## EQUIVALENTE / Equivalent

Cargo: 2665 - Iskra: 16900151

1065

IMPULSOR DE PARTIDA DO MOTOR DE ARRANQUE  
STARTER DRIVE / IMPULSOR DE PARTIDA

FOTO / Photo pg. 108

## APLICAÇÃO / Application / Aplicación

Agrale: Especial/Special - Goldoni: Transcar 23 - Lombardini: 10 LD 400.2 - Mosa: Especial/Special - Ruggerini: RD 210-211-218 - VM: DM 188

## MOTOR

Bosch: 0001107058 | 0001108050 | 0001109028 | 0001110018 | 0001312108 | 0001312109

## EQUIVALENTE / Equivalent

Bosch: 1006209542 | 1006209550 - Cargo: 232481

1071

IMPULSOR DE PARTIDA DO MOTOR DE ARRANQUE  
STARTER DRIVE / IMPULSOR DE PARTIDA

FOTO / Photo pg. 108

## APLICAÇÃO / Application / Aplicación

Mercedes Benz: 124 - Still: Especial/Special - Styer Puch: Especial/Special

## MOTOR

Bosch: 0001218162 | 0001218165

## EQUIVALENTE / Equivalent

Bosch: 9002336223

1073

IMPULSOR DE PARTIDA DO MOTOR DE ARRANQUE  
STARTER DRIVE / IMPULSOR DE PARTIDA

FOTO / Photo pg. 108

## APLICAÇÃO / Application / Aplicación

Agrale: 5000D | 6150 | 7000D | 7500 TD | BX100 | BX130 | BX4.100 | BX4.110 | BX4.130 | BX4.150 | BX4.90 - Case: 80 CR / 80 P - CBT: 8440 - Claas: Consul 3.8 | Dominator 5.7 | Mercator 5.7 - Fiat Allis: FB 80 - Lamborghini: Especial/Special - Mercedes Benz: 10 T 1013 | 1000 | 1013A | 1013S | 1017 | 11 T L1113B | 1100 | 12 T 1213 | 1217 | 1250 | 1300 Turbo | 1350 | 13T 1313 | 14 T 1413 | 1400 Turbo | 1417 | 1450 | 1500 | 1550 | 15T 1513 | 16 T 1613 | 1600 Turbo | 1617 | 1650 | 1700 | 1750 | 18 T 1819 | 2100 | 2150 | 54403 | 6 T 608 | 66403 | 7 T 709 | 72403 | 8 T 808 | 80406 | 809 | 813 | 9 T 911 | 90416 | 913 | 95424 | L508D | L608D | LKO1113B | LP1013 | LP1113 | LPK1113 | LPS1113B | O 309 | OF1113 - Puma: 914 4.0 - Same: Especial/Special - SLC: 7700 Turbo Valmet: 110 225-6 5.7 | 118 D229-6 5.9 | 118 PID A 229-6 TV Alc. 5.9 | 128 4X4 D 229-6 VS | 128 4X4 PID A 229-6 Alcool | 128 D229-6 VS 5.9 | Valtra 785 Volkswagen: 11130 | 13130 | 6.90 | 7.90 | 7110

## MOTOR

Iskra: AZJ3118 | AZJ3449 | AZJ3548 | 11130229 | 11130254 | 11130407 | 11130409 | 11130412 | 11130484 | 11130491 | 11130823 | 11130824 | 11131651

## EQUIVALENTE / Equivalent

Iskra: 16901658

1076

IMPULSOR DE PARTIDA DO MOTOR DE ARRANQUE  
STARTER DRIVE / IMPULSOR DE PARTIDA

FOTO / Photo pg. 108

## APLICAÇÃO / Application / Aplicación

Agrale: 2229-4 Mueller Vibro RT 62, 83 Com Motor MWM 229-4 | MWM D 229-3, D 229-4, D 229-6, TBD 229-EC-6, TD 229-6 | Série 1800-D / TX 1600 Com Motor MWM 229-3 - Bautz: Especial/Special - Carraro: Especial/Special - Eicher: Especial/Special - Fendt: Especial/Special - Lamborghini: Especial/Special - Lombardini: Especial/Special - Mercedes Benz: Especial/Special - SLC: D 229-3, D 229-4, D 229-6, TBD 229-EC-6, TD 229-6 - Valmet: 110ID Com Motor MWM D 225-3, 4, 6 | 62ID Com Motor MWM D 225-3, 4, 6 | 65ID Com Motor MWM D 225-3, 4, 6 | 685 Com Motor MWM D 225-3, 4, 6 | 85ID Com Motor MWM D 225-3, 4, 6

## MOTOR

Bosch: 0001354006 | 0001354012 | 0001354021 | 0001354025 | 0001354041 | 0001354048 | 0001354055 | 0001354068 | 0001354085 | 0001354087 | 0001355009 | 9000083015

## EQUIVALENTE / Equivalent

Bosch: 2006208011 | 2006209022 | 2006209030 | 2006209183 | 2006209900 | 9001083444

1090

IMPULSOR DE PARTIDA DO MOTOR DE ARRANQUE  
STARTER DRIVE / IMPULSOR DE PARTIDA

FOTO / Photo pg. 108

## APLICAÇÃO / Application / Aplicación

Ford: F250 Cummins ISBe4 | F350 Cummins B Aftercooler 3.9 | F4000 Cummins B Aftercooler 3.9 - John Deere: 5600 - Volkswagen: 17210 | Caminhão 13180 MWM

## MOTOR

Lucas Indiel: 35259580 | 35259620 | 35259630 | 35259640 | 35259660 | 35259870 | 35262634

## EQUIVALENTE / Equivalent

Lucas Indiel: 229873 | 35259873

1112

IMPULSOR DE PARTIDA DO MOTOR DE ARRANQUE  
STARTER DRIVE / IMPULSOR DE PARTIDA

FOTO / Photo pg. 108

## APLICAÇÃO / Application / Aplicación

Mercedes Benz: 1418 R Com motores OM 364 e OM 366 em 12V | 1720 Com motores OM 364 e OM 366 em 12V | 1720 K Com motores OM 364 e OM 366 em 12V | 710 Com motores OM 364 e OM 366 em 12V | L 1620 Com motores OM 364 e OM 366 em 12V | LO 0814 Com motores OM 364 e OM 366 em 12V | OF 1721 Com motores OM 364 e OM 366 em 12V | OH 1420 Com motores OM 364 e OM 366 em 12V | OH 1621L Com motores OM 364 e OM 366 em 12V | OH 1623 Com motores OM 364 e OM 366 em 12V - TCM Equipment Ag: Motores 28MT 12/24V

## MOTOR

Mercedes Benz: A0051518301 - Remy: 10479645 | 10479651 | 10479652

## EQUIVALENTE / Equivalent

Remy: 10484659 | 10524228

1134

IMPULSOR DE PARTIDA DO MOTOR DE ARRANQUE  
STARTER DRIVE / IMPULSOR DE PARTIDA

FOTO / Photo pg. 109

## APLICAÇÃO / Application / Aplicación

Fiat: Duna | Fiorino 1.7 Diesel | Palio 1.7 Turbo Diesel | Uno 1.7 Diesel - Ford: Pick Up (USA) 4.9 / 5.8 | Tiger Tug (USA) - Cummins - Renault: 19 1.7, 1.8 | Clio 1.4 | Clio F8Q 1.9 Diesel | Express F8Q 1.9 Diesel | Megane 2.0 | R19 F8Q 1.9 Diesel

## MOTOR

Lucas Indiel: 35258400 | 35258420 | 35258460 | 35258560 | 35258720 | 35258840

## EQUIVALENTE / Equivalent

Lucas Indiel: 220210

1157

IMPULSOR DE PARTIDA DO MOTOR DE ARRANQUE  
STARTER DRIVE / IMPULSOR DE PARTIDA

FOTO / Photo pg. 109

## APLICAÇÃO / Application / Aplicación

Fiat Iveco: Eurocargo - New Holland: Trator TL 75E

## MOTOR

Bosch: 0001230007 | 0001230009 | 0001230010 | 0001231010 | 0001231011

## EQUIVALENTE / Equivalent

Bosch: 6033AD0148 | 6033AD3120

1180

IMPULSOR DE PARTIDA DO MOTOR DE ARRANQUE  
STARTER DRIVE / IMPULSOR DE PARTIDA

FOTO / Photo pg. 109

## APLICAÇÃO / Application / Aplicación

Mercedes Benz: Still Fork Lifts | Unimong S 404 | Unimong U650

## MOTOR

Bosch: 0001363106 | 0001363119 | 0001363120

## EQUIVALENTE / Equivalent

Bosch: 2006209478 | 2006209501 - Mercedes Benz: 0001517913 | 0001519701 | 0001519713

1190

IMPULSOR DE PARTIDA DO MOTOR DE ARRANQUE  
STARTER DRIVE / IMPULSOR DE PARTIDA

FOTO / Photo pg. 109

## APLICAÇÃO / Application / Aplicación

Cummins: Motor Serie C - Ford: Caminhão 1519 Ford 7.8 lts | Caminhão 1521 Ford 7.8 lts | Caminhão 1621 Ford 7.8 lts | Caminhão 2318 Ford 7.8 lts | Caminhão 2321 Ford 7.8 lts | Caminhão 3021 Ford 7.8 lts | Caminhão 3323 Ford 7.8 lts | Caminhão Cargo CF 7000. - Mueller: Compactador Cummins série C - New Holland: HTA7 | HTA8 | TC7 | TC8 | TCP7 | TCP8 - Volkswagen: Caminhão 13.210 Cummins 6 cil Turbo | Caminhão 14.210 Cummins 6 cil Turbo | Caminhão 14170 CUM-6 CT 8,3lts (Eq. primario) | Caminhão 14210 CUM-6 CT 8,3lts (Eq. primario) | Caminhão 16170 CUM-6 CT 8,3lts (Eq. primario) | Caminhão 16210H turbo Charger CUM-6 CT 8,3lts (Eq. primario) | Caminhão 16220H turbo Charger CUM-6 CT 8,3lts (Eq. primario) | Caminhão 22.210 Cummins 6cil. Turbo | Caminhão 24220 CUM-6 CT 8,3lts (Eq. primario)

## MOTOR

Bosch: 0001370001 | 9000453029 | 9000453066

## EQUIVALENTE / Equivalent

Bosch: 9001453670 - Facet: 480217 | 480324 - Lester: 4899 - Remy: 830622 | 1846089 - Wapsa: 224056

1194

IMPULSOR DE PARTIDA DO MOTOR DE ARRANQUE  
STARTER DRIVE / IMPULSOR DE PARTIDA

FOTO / Photo pg. 109

## APLICAÇÃO / Application / Aplicación

Bobcat: Especial/Special - Cummins: Especial/Special - Ford: F12000 | F14000 1999 | F700 | Ford Truck Cummins - General Motors/Chevrolet: Pick Up Silverado Sierra Importado DIE - John Deere: John Deere

## MOTOR

Remy: 1113269 | 1113270 | 1113292 | 1113295 | 1113296 | 10465151 | 10465314 | 10479604 | 10479614 | 10479615 | 10479617 | 10479618 | 10479625 | 10479634 | 10479638 | 10479641

## EQUIVALENTE / Equivalent

Lester: 6583 - Lucas Indiel: 220427 - Remy: 10456455 | 10457056 | 10457579

1195

IMPULSOR DE PARTIDA DO MOTOR DE ARRANQUE  
STARTER DRIVE / IMPULSOR DE PARTIDA

FOTO / Photo pg. 109

## APLICAÇÃO / Application / Aplicación

Bobcat: Especial/Special - Clark: Especial/Special - Deutz: Allis 12/24V - Hyster: Empilhadeira - Massey Ferguson: Maxion 9110 | Maxion 9130 | Maxion 9150 | Maxion 9170 | MF265 | MF270 | MF275 | MF285 | MF290 | MF292 | MF295 | MF296 | MF400 | MF50X | MF55X | MF65R | MF65X | MF85X | MF86 | MF95 | MF95I - Mueller: Especial/Special - New Holland: Especial/Special - Perkins: Estacionários, Industrias | Tratores

## MOTOR

Remy: 1113274 | 1113275 | 1113278 | 1113281 | 1113282 | 1113284 | 1113285 | 1113288 | 1113289 | 1113290 | 1113297 | 10479607

## EQUIVALENTE / Equivalent

Lester: 6572 | 6576 | 6578 | 6581 | 6584 | 6587 | 6588 | 6593 | 6600 | 6602 - Remy: D2054 | 10457057

1196

IMPULSOR DE PARTIDA DO MOTOR DE ARRANQUE  
STARTER DRIVE / IMPULSOR DE PARTIDA

FOTO / Photo pg. 109

## APLICAÇÃO / Application / Aplicación

Bobcat: Melroe - Clark: Especial/Special - Hyster: Empilhadeira - New Holland: Especial/Special - Perkins: Estacionários, Industrias | Tratores

1196

IMPULSOR DE PARTIDA DO MOTOR DE ARRANQUE  
STARTER DRIVE / IMPULSOR DE PARTIDA

FOTO / Photo pg. 109

## MOTOR

Remy: 1113273 | 1113279 | 1113280 | 10479606 | 10479613

## EQUIVALENTE / Equivalent

Lester: 6571 | 6575 | 6586 - Remy: 10457058 | 10457168

1204

IMPULSOR DE PARTIDA DO MOTOR DE ARRANQUE  
STARTER DRIVE / IMPULSOR DE PARTIDA

FOTO / Photo pg. 109

## APLICAÇÃO / Application / Aplicación

Fiat: Hitachi Excavator FH400 8215 13.8L Diesel 1986...1989 | Fiat Allis: Crawlers 14C 8205 Diesel 1986...1989 | Crawlers 14CL 8205 Diesel 1986...1989 | Crawlers FD-14 8205 Diesel 1984...1989 | Crawlers FD-20 8215 Diesel 1981...1995 | Excavator FE-45 8215 Diesel 1988...1993 | Excavator FH-400 8215 Diesel 1990...1993 | Loader FL-14D 8205 Diesel 1985...1986 | Tractor - Agricultural FA-200 8215 Diesel 1984...1990 | Wheel Loader FR-20 8215 Diesel 1987...1991 | Wheel Loader FR-20B 8215 Diesel 1986...1995 | Wheel Loader FL-20 8215 Diesel 1979...1995

1205

IMPULSOR DE PARTIDA DO MOTOR DE ARRANQUE  
STARTER DRIVE / IMPULSOR DE PARTIDA

FOTO / Photo pg. 109

## APLICAÇÃO / Application / Aplicación

Agco: AGCO Trator MF 2360 Cummins - Caterpillar: Colheitadeira MT 875. | Motoniveladora 120H - Hyster: Empilhadeira Cummins 1997 - Mercedes Benz: 1632L | 1632LS | 1634LS | 1938L | 1938LS | 1938S | 1944L | 2638 | 2638LK | 2638LS | Demais aplicações com Turbo Brake, exceto Plataforma O 400 mecânico ...07/2004 | O 500R, RSD e RSE | OF 1722 | OH 1628L | Plataformas O 400RSD e SRE 06/2002...07/2004

## MOTOR

Remy: 10461417 | 10478818 | 10478961 | 10479109 | 10479292 | 10479310

## EQUIVALENTE / Equivalent

Facet: 10641 - Lester: 6630 | 6633 | 6634 | 6662 | 6664 | 6666 - Remy: 10472565

1210

IMPULSOR DE PARTIDA DO MOTOR DE ARRANQUE  
STARTER DRIVE / IMPULSOR DE PARTIDA

FOTO / Photo pg. 109

## APLICAÇÃO / Application / Aplicación

TCM Equipment Ag: Série 42 MT 12/24V | Série 50 MT 12/24V

## MOTOR

Remy: 10478898

## EQUIVALENTE / Equivalent

Lester: 6631 | 6635 - Remy: 10476528

1224

IMPULSOR DE PARTIDA DO MOTOR DE ARRANQUE  
STARTER DRIVE / IMPULSOR DE PARTIDA

FOTO / Photo pg. 109

## APLICAÇÃO / Application / Aplicación

Ford: Bronco 4.9 lts 1992 | Bronco 5.0 lts 1992...1996 | Bronco 5.8 lts 1992...1996 | F Séries Pick Up 5.0 lts 1992...1998 | F Séries Pick Up 5.8 lts 1992...1996 | F1000 4.9L 6 cil a gasolina | F150 | Ranger - Valmet: Trator

## MOTOR

Ford: SA769 | SA771 | SA774 | SA775 | SA776 | SA777 | SA784 | SA790 | SA800 | SA807 | SA769A | SA771A | F0011002A | E90Y11002A | E90Y11002B | E9SZ11002A | E9SZ11002B | F02Z11002A | F00Y11002A | F0TZ11002A | F13Z11002A | F23Z11002A | F23Z11002B | F2DZ11002A | F2TZ11002A | F3DZ11002A | FOFZ11002A | FOTZ11002A | FOTZ11002B | E90F11000BA | E9SF11000AA | E9SF11000BA | F02U11000AA | F00U11000AA | F13U11000AA | F23U11000AA | F23U11000BC | F2DU11000AA | F2DU11000BA | F2TU11000AA | F3DU11000AA | F02F11000AA | F07U11000AA | F07U11000BA | FOCF11000BA | FOCU11000BA

## EQUIVALENTE / Equivalent

Ford: E90Z11350A | F0TZ11002A | F5DZ11350A | F07U11000AA | F2TU11000AA - Lester: 3204 | 3205 | 3213 | 3217 | 3224 | 3232 | 3238 | 3239 | 3240 | 3241 | 3246 | 3247 | 3264 | 3266 | 3268 | 3269 | 3270 | 3271 | 3272 | 3273 | 3274

1359

IMPULSOR DE PARTIDA DO MOTOR DE ARRANQUE  
STARTER DRIVE / IMPULSOR DE PARTIDA

FOTO / Photo pg. 109

## APLICAÇÃO / Application / Aplicación

Case: Pá Carregadeira W7 Perkins 6 cil | Retroescavadeira 580 Perkins 4 cil | Retroescavadeira 580CK Perkins 4 cil | Retroescavadeira 580E Perkins 4 cil | Retroescavadeira 580H - CBT: 1000 Perkins 4, 6 cil | 1090 Perkins 4, 6 cil | 1100 Perkins 4, 6 cil | 8240 Perkins 4236 álcool - Chrysler: 135 | 155 | 50 | 60 | C-300 | C-500 Y110 | Dodge D400 Perkins 4 cil | HY 40 - Clark: Motor PK4236 Pick Up | Pá Carregadeira Michigan 75A | Pá Carregadeira Michigan 75II | Pá Carregadeira Michigan 75III - Ford: 4600 | 5600 | 6600 4 cil | F11000 Perkins 6 cil | F12000 Perkins 6 cil | F13000 Perkins 6 cil | F2000 Ford 4 cil | F4000 Ford 4 cil  
General Motors/Chevrolet: Caminhão Perkins 6 cil | Pick Up Perkins 4 cil Diesel - Massey Ferguson: MF220 | MF235 | MF250 | MF275 | MF285 | MF290 | MF290 RA Perkins 4236 diesel | MF296 | MF3366 | MF400 | MF50X | MF55X | MF65R | MF65X | MF85X | MF95I | MF95X - Perkins: Motor 4 e 6 cil - Volkswagen: Caminhão 6.80 Perkins

1359

IMPULSOR DE PARTIDA DO MOTOR DE ARRANQUE  
STARTER DRIVE / IMPULSOR DE PARTIDA

FOTO / Photo pg. 109

## MOTOR

Bosch: 9000453001 | 9000453004 | 9000453005 | 9000453006 | 9000453009 | 9000453011 | 9000453014 | 9000453015 | 9000453016 | 9000453017 | 9000453019 | 9000453028 | 9000453032 | 9000453034 | 9000453038 | 9000453041 | 9000453042 | 9000453043 | 9000453046 | 9000453047 | 9000453049 | 9000453050 | 9000453051 | 9000453052 | 9000453054 | 9000453059 | 9000453061 - Wapsa: MPB1 | MPB2 | MPF8 | MPN2 | MALP2 | MPB11 | MPB17 | MPB18 | MPB23 | MPB31 | MPB33 | MPB49 | MPB50 | MPB59 | MPB60 | MPB63 | MPB70 | MPC69 | MPMF3 | MALMF2 | MALTf1 | MALTf2 | MPJ1074

## EQUIVALENTE / Equivalent

Bosch: 9001453333 | 9001453334 | 9001453338 - General Motors/Chevrolet: 07328970 - Volkswagen: 04128642 | BC4N11350A - Wapsa: 2244 | 224004 | 224038 | 224043 | 224036

1364

IMPULSOR DE PARTIDA DO MOTOR DE ARRANQUE  
STARTER DRIVE / IMPULSOR DE PARTIDA

FOTO / Photo pg. 109

## APLICAÇÃO / Application / Aplicación

Agrale: 1600D | 1800D | TX1600D - Case: Escavadeira Hidráulica 80CP, 80CR. | Pá Carregadeira W18 | Pá Carregadeira W20 | Pá Carregadeira W20B | W18 | W20 (MBB-OM 352) | W20B (MBB-OM 352A) - CBT: 1065 10/1976... | 1065 (MBB-OM 314) | 1105 (MBB-OM 352) | 2080 (MBB-OM 314) | 2105 (MBB-OM 352) | 2600 10/1976... | 8060 4x4 (MBB-OM 352) | 8440 10/1976... | 950 10/1976... | Oliver 1020 10/1976... - Chrysler: Dodge D950 MWM | Dodge P700 MWM | Dodge P900 MWM  
Clark: Pá Carregadeira Michigan 45C | Pá Carregadeira Michigan 55A | Pá Carregadeira Michigan 55C | Pá Carregadeira Michigan 65R | Pá Carregadeira Michigan 75III  
Fiat Allis: Escavadeira Hidráulica FE105 | FG70 | FG85 - Ford: Cargo C 1215 | Cargo C 1216 | Cargo C 1217 | Cargo C 1415 | Cargo C 1416 | Cargo C 1417 | Cargo C 1421 | Cargo C 1617 | Cargo C 1621 | Cargo C 814 | Cargo C 815 | F4000 - Komatsu: 364 - Mercedes Benz: Caminhão/Ônibus 2016, 2213, 2216, L608D, L709D, L1319, LP1219, LP1419 | Caminhão/Ônibus 1214, 1218, 1414, 1418, 1614, , 1513, 1516, 2013, | Caminhão/Ônibus 1618, 1621, 2215, 2216, L610 (OM 352), 1113, 1313, 1316 | Chassi para Ônibus 1313, 1315, 1316, O364, O371U Com motor M366G | Chassi para Ônibus OF/OH 1113, 1115, Com motor M366G | LO812 | O364 | O365 | O366 | O371U - MWM: D225-6 08/1977... | D229-4 08/1977... | D229-6 08/1977... | TD229-6 08/1977... - New Holland: FNH 8040 (MBB-OM352) | FNH 8055 (MBB-OM352A). - Toyota: Bandeirante (MBB-OM 314) 10/1976... - Valmet: 110ID 08/1977... | 118 08/1977... | 128 08/1977... | 138 08/1977... | 138/4 Turbo 08/1977... | 148 08/1977... | 78 08/1977... | 85ID 08/1977... | 88 08/1977... | 880 08/1977... | 980 08/1977... - Volkswagen: Chassi VW7.90S, VW7.90CE, VW7.90CO | VW11.130 | VW13.130 | VW6.90 | VW7.110S | VW7.90S

## MOTOR

Bosch: 0001354084 | 0001359031 | 0001359055 | 0001359057 | 0001359062 | 0001359071 | 0001359072 | 0001359073 | 0001359074 | 0001359083 | 0001359084 | 0001359087 | 0001359089 | 0001359091 | 0001359097 | 0001359100 | 0001359101 | 0001359111 | 0001359113 | 0001359118 | 0001359119 | 0001360004 | 0001360025 | 0001360027 | 0001360030 | 0001360031 | 0001360032 | 0001360034 | 0001360035 | 0001360036 | 0001360037 | 0001360038 | 0001360039 | 0001360040 | 0001360046 | 0001360047 | 0001360049 | 0001360056 | 0001360057 | 0001360059 | 0001360061 | 0001360065 | 0001364108 | 0001365007 | 0001365008 | 9000083027 | 9000083028 | 9000083031 | 9000083036 | 9000083045 | 9000083046 | 9000083050 | 9000083052 | 9000083053 | 9000083054 | 9000083056 | 9000083060 | 9000083061 | 9000083063 | 9000083064 | 9000083065 | 9000083066 | 9000083067 | 9000083068 | 9000083074 | 9000453074

## EQUIVALENTE / Equivalent

Bosch: 2006209421 | 2006209436 | 2006209446 | 9001083406 | 9001083436 | 9002453073 - Fiat: 8122129 | 9008243 | 9926112 | 9957919 | 79028900 | 79028909  
Italacciai: SD124 - Mercedes Benz: 0001517013 - Volkswagen: 04053926

1502

IMPULSOR DE PARTIDA DO MOTOR DE ARRANQUE  
STARTER DRIVE / IMPULSOR DE PARTIDA

FOTO / Photo pg. 109

## APLICAÇÃO / Application / Aplicación

Escort Tractor: Especial/Special

## EQUIVALENTE / Equivalent

Lucas: 26253081

1556

IMPULSOR DE PARTIDA DO MOTOR DE ARRANQUE  
STARTER DRIVE / IMPULSOR DE PARTIDA

FOTO / Photo pg. 109

## APLICAÇÃO / Application / Aplicación

Case: CX27B V8 3TNV82 2005... | CX31B V8 3TNV88 2005... | CX36B V8 3TNV88 2005... - Opel: Astra F 1.7 td 01/1995...01/1998 | Corsa | Vectra A 1.7L T DSL 1994...1995 | Vectra B 1.7L T DSL 1995...1997 - Vauxhall: Astra F Estate 1.7L T DSL 1996...1998 | Vectra B 1.7L T DSL 1995...1996 - Yanmar: 2YM15 2 cil Diesel 2004... | 3JH3 3 cil Diesel 1999...2003 | 3JH3E 3 cil Diesel | 3JH3E-YEU 3 cil Diesel | 3JH4E 3 cil Diesel 2003... | 3TNE88 1997... | 3YM20 3 cil Diesel 2004... | 3YM30 1.1L/68CI 3 cil Diesel 2004... | 4JH3E 4 cil Diesel 1994...2003 | 4TNE88 1997... | Diesel 4JH-3

## MOTOR

Hitachi: S114808 | S114815 | S114883 | S114884 | S114814A | S114817A - Lester: 18219 | 18328

## EQUIVALENTE / Equivalent

Hitachi: 211425554

1592

IMPULSOR DE PARTIDA DO MOTOR DE ARRANQUE  
STARTER DRIVE / IMPULSOR DE PARTIDA

FOTO / Photo pg. 109

## APLICAÇÃO / Application / Aplicación

Mitsubishi: Empilhadeira SG 25 - Nissan: Lift Trucks H30 Vários Modelos | Lift Trucks AEH Z24 | Lift Trucks AH A15 | Lift Trucks AH H20 | Lift Trucks APH A15 | Lift Trucks ASH A15 | Lift Trucks CEGH Z24 | Lift Trucks CEH Z24 | Lift Trucks CPH A15 | Lift Trucks CPH H20 | Lift Trucks CPH Z24 | Lift Trucks CRGH H20 | Lift Trucks CRGH Z24 | Lift Trucks EGH H20 | Lift Trucks EH A15 | Lift Trucks EH H20 | Lift Trucks H01 A15 Gas. | Lift Trucks H01 H20 Gas. | Lift Trucks H02 H20 Gas. | Lift Trucks H02 Z24 LPG | Lift Trucks KAH A15 | Lift Trucks KAH H20 | Lift Trucks KAP H20 | Lift Trucks KAP H25 | Lift Trucks KCEH H20 | Lift Trucks KCEH H25 | Lift Trucks KCH02 H20 Gas. | Lift Trucks KCH02 H25 Gas. | Lift Trucks KCPH A15 | Lift Trucks KCPH H20 | Lift Trucks KCUGH H20 | Lift Trucks KCUGH H25 | Lift Trucks KEGH H20 | Lift Trucks KEGH H25 | Lift Trucks KEH H20 | Lift Trucks KEH H25 | Lift Trucks KH01 A15 Gas. | Lift Trucks KH01 H20 Gas. | Lift Trucks KH02 H20 Gas. | Lift Trucks KH02 H25 Gas. | Lift Trucks KPH A15 | Lift Trucks KPH H20 | Lift Trucks KUGH H20 | Lift Trucks KUGH H25 | Lift Trucks PH01 A15 | Lift Trucks PH02 A15 | Lift Trucks RGH02 A15 | Lift Trucks UF03 H30 | Lift Trucks UGF03 H30 | Lift Trucks YF03 H30 | Lift Trucks YGF03 H30 | Lift Trucks Z24 Vários Modelos

TCM Equipment Ag: Lift Trucks FHG20N H25 | Lift Trucks FHG20N Z24 | Lift Trucks FHG25N H25 | Lift Trucks FHG25N Z24 | Lift Trucks FHG30N H25 | Lift Trucks FHG30N Z24

## MOTOR

Mitsubishi: M0T65381 | M0T65581 | M1T60081 | M1T60181 | M1T60581 | M000T65381 | M000T65581 - Nissan: 23300F4U10 | 23300FU410 | 23300GS20A

## EQUIVALENTE / Equivalent

Mitsubishi: M191T12971

1595

IMPULSOR DE PARTIDA DO MOTOR DE ARRANQUE  
STARTER DRIVE / IMPULSOR DE PARTIDA

FOTO / Photo pg. 110

## APLICAÇÃO / Application / Aplicación

Caterpillar: Blue Bird USA Cat 3126 7.2 - International: Navistar DT 444E V8 7.3 - John Deere: 1550/608 1H 6 Cil | 7820/608 1H 6 Cil | Trator 4045 4 cil 4.5 Gradall

## MOTOR

Lucas Indiel: 35259260 | 35259520 | 35259830 | 35259840 | 35260830 | 35260840

## EQUIVALENTE / Equivalent

Lucas Indiel: 35260832

1596

IMPULSOR DE PARTIDA DO MOTOR DE ARRANQUE  
STARTER DRIVE / IMPULSOR DE PARTIDA

FOTO / Photo pg. 110

## APLICAÇÃO / Application / Aplicación

Agrale: 5075 BX 150 | 5085.4 BX 150 - Ford: F100 MWM SÉRIE X - 10 E 229 | F1000 MWM SÉRIE X - 10 E 229 | F14000 MWM SÉRIE X - 10 E 229 | F150 MWM SÉRIE X - 10 E 229 | F250 MWM SÉRIE X - 10 E 229 | F3500 MWM SÉRIE X - 10 E 229 | F4000 MWM Série X - 10 E 229 | F7000 MWM SÉRIE X - 10 E 229 - New Holland: Línea TL Exitus: TL65 / 75 / 85 / 95E MWM

## MOTOR

Lucas Indiel: 35259680 | 35259750 | 35261355 | 35261425

## EQUIVALENTE / Equivalent

Lucas Indiel: 229938 | 35259938 | 35261299

1600

IMPULSOR DE PARTIDA DO MOTOR DE ARRANQUE  
STARTER DRIVE / IMPULSOR DE PARTIDA

FOTO / Photo pg. 110

## APLICAÇÃO / Application / Aplicación

Case: CS 110 Sisu 4 cil Turbo 4.4 | CS 130 Sisu 6 cil Turbo 6.6 | CS 68 Sisu 3 cil Turbo 3.3 | CS 75 Sisu 3 cil Turbo 3.3 | CS 78 Sisu 4 cil Turbo 4.4 - Landini: Atlas 75 Perkins 1004 4 - Massey Ferguson: AA 550 Perkins / MWM 6 cil | AA 660 Perkins / MWM 6 cil | MF 200 Perkins / MWM 4, 6 cil | MF 2600 Perkins / MWM 4, 6 cil | MF 3060 Perkins A4.248 | MF 3065 Perkins AT4.236 | MF 34 yl Perkins / MWM 6c | MF 38 Perkins/MWM 6 cil | MF 383 Perkins - A4.236 | MF 400 Perkins / MWM 4, 6 cil | MF 400X Perkins / MWM 4, 6 cil | MF 4200 Perkins / MWM 4, 6 cil | MF 500 Perkins / MWM 4, 6 cil | MF 5200 Perkins / MWM 4, 6 cil | MF 5300 Perkins / MWM 4, 6 cil | MF 8140 620DE | MF 8150 620DS | MF 8160 634DS | MF 8250 634DWE 7.4 | MF 8280 645.142DSBIE 8.4 - Sampo Rosenlew: SR 2035 4 cil | SR 2045 4 cil Turbo | SR 2055 6 cil | SR 2065 6 cil Turbo | SR 2075 TS 6 cil Turbo | SR 2085 TS 6 cil Turbo | SR 3045 620DSEL 6.6 | SR 3065 620DSBAEL 6.6 - Ursus: C-330M/335 S312C | C-360 S4003 - Valtra: 255 320D | 355 320D | 365S 320DS Turbo | 455 320DS Turbo | 465 320DS Turbo | 504 310B 2.7 | 565 320DS Turbo | 604 311C/CS 3.3 | 6100 320DS Turbo | 620DSBIE 7.4 | 6300 420 4.4 | 6400 420DS/DW | 6600 320DS Turbo/420DS | 665S 420D | 6750 420DWRIE 4.4 | 6800 420DWI | 6850 420DWRIE 4.4 | 800 | 8000 620D | 805 | 805-4 TD44DS8(411DS8) 4.4 | 8050 | 8050 620 DS 6.6 | 8100 | 8150 | 8200 | 8350 620DSI | 8400 | 8400 620DS Turbo | 8450 620 DWRE 6.6 | 8450 620DS Turbo | 8550 634DSRE 7.4 | 8550,875 634DS Turbo | 865 420DS Turbo | 8950 634DSBIE | 900 420DSRE 4.4 | All Models | C100 420DS Turbo | C15,C20 420DS | C200 420DS | Mega 8050 620D | Mega 8150 620D | Mega 8550 620DS | Mega 8750 634 DA, DS | S260 645DSBAE 8.4 | X120 420DWRIE 4.4

## MOTOR

Iskra: AZJ320 | AZJ3234 | AZJ3247 | AZJ3319 | AZJ3405 | 11130692 | 11130710 | 11130897 | 11131249

## EQUIVALENTE / Equivalent

Iskra: 16902733 | 16904847



1602

IMPULSOR DE PARTIDA DO MOTOR DE ARRANQUE  
STARTER DRIVE / IMPULSOR DE PARTIDA

FOTO / Photo pg. 110

## APLICAÇÃO / Application / Aplicación

Agco: Agco/M.F./Perkins M93R12V - Massey Ferguson: Colheiteira 3640 | Colheiteira 5650 - Perkins: 3152 | 4203 | 4236 | 6305 | 6354 - ZEN: Utiliza Planetária 12675

## MOTOR

Lucas Indiel: 35259310 | 35261175

## EQUIVALENTE / Equivalent

Lucas Indiel: 229916 | 35259916

1603

IMPULSOR DE PARTIDA DO MOTOR DE ARRANQUE  
STARTER DRIVE / IMPULSOR DE PARTIDA

FOTO / Photo pg. 110

## APLICAÇÃO / Application / Aplicación

Cummins: C 6ct 83 | C 6cta 83 - Volkswagen: Titan Cummins C | Worker Cummins - Zanello: 500 | 540 | 580 | 690

## MOTOR

Lucas Indiel: 35261135 | 35261395 | 35261740 | 35261780 | 35262190

## EQUIVALENTE / Equivalent

Lucas Indiel: 35261134 | 35261527

1604

IMPULSOR DE PARTIDA DO MOTOR DE ARRANQUE  
STARTER DRIVE / IMPULSOR DE PARTIDA

FOTO / Photo pg. 110

## APLICAÇÃO / Application / Aplicación

Mercedes Benz: Motor Cummins 6B Eletrônico 5.9 - Volkswagen: Caminhão Constellation 24.250 | Ônibus Cummins 6B Eletrônico 5.9 - Zanello: 160 - PTRAC | 180 - PTRAC

## MOTOR

Lucas Indiel: 35259240 | 35261770 | 35262020 | 35262460 - Volkswagen: 2W0911023C

## EQUIVALENTE / Equivalent

Lucas Indiel: 35260958

1616

IMPULSOR DE PARTIDA DO MOTOR DE ARRANQUE  
STARTER DRIVE / IMPULSOR DE PARTIDA

FOTO / Photo pg. 110

## APLICAÇÃO / Application / Aplicación

Bedford: TL 1000 330 | TL 1260 330 | TL 1630 330 Turbo (107 bhp) | TL 860 330 - Case: 1820 | ACCO1820 | TX36 - JCB: 420 / 430 | 4CX Turbocharged/Intercooled | 807C | 811 | 812 | 814 | 817 | 818 | 820 | Fastrac (635) 125 | Fastrac (635) 145 | JCB Fastrac (636) 125 | JCB Fastrac (636) 135 | JCB Fastrac (636) 155 | JCB Fastrac (636) 187 - Landini: 10000S A6.354.4 | 12500 A6.354.4 | 13000 A6.354.4 | 14500 AT6.354.4 | 65 A4.236 | 6560 F/L/V A4.236 | 6860 A4.236 | 6880 A4.236 | 75 A4.236 | 7560 F/L A4.236 | 7860 A4.236 | 7880 A4.236 | 85 A4.248 | 8560 F/L A4.248 | 8860 A4.248 | 8880 A4.248 | 9080 T4.236 | 95 T4.236 | 9880 T4.236 | C 75 A4.236 | C 85 A4.248 | C 95 T4.236 | CF 6830 A4.236 | CF 75 A4.236 | CF 85 A4.248 - Mahindra: Especial/Special - Massey Ferguson: MF 102 Perkins-A6.372 | MF 102 Perkins-AT6.354 | MF 105 | MF 1080 Perkins A4.318 | MF 1080 S-4RM Perkins A4.318 | MF 1085 A4.318 | MF 11 | MF 1100 Perkins A6.354 | MF 1104 | MF 1114 Perkins A6.354 | MF 1250 Séries Perkins A6.354.4 | MF 178 Perkins A4.248 | MF 186 | MF 201 | MF 205 | MF 206 | MF 207 | MF 30 D | MF 3060 / 3065 | MF 307 | MF 3070 Perkins AT4.236 | MF 374 S,V,F Perkins A4.236 | MF 394 S,F Perkins A4.248 | MF 487 | MF 50 10TD Perkins A4.236/A4.318 | MF 50 10TD/9TD Perkins A4.236/A4.212 | MF 50 9TD / EX Perkins A4.236 | MF 506 | MF 510 | MF 520 / 525 Perkins A6.354 | MF 592 / 595 Perkins A4.318 | MF 6150 1004-4THR | MF 6160 1006-6 | MF 620 / 625 Perkins A6.372 | MF 675 9TD/10TD Perkins A4.236 | MF 685 | MF 690 9TD/10TD Perkins A4.248 | MF 9500 Séries Perkins A6.354 | TX 45

New Holland: 158 | 175 | 2000 | 201 | 2514 E 256 C.I | 256 | 2600 | 2610 | 2810 | 2910 | 3000 | 3230 BSD332 | 3310 01.91 ...01/1991 | 3310X4 01.91 ...01/1991 | 3430 | 3600 | 3610 | 3900 | 3910 ...01/1991 | 3910 H | 3930 H | 4000 | 401C.I | 401C.I ...01/1991 | 4100 | 4130 H 4.4 | 444 01.91 ...01/1991 | 4600 | 4610 ...01/1991 | 4630 | 5000 | 550 | 555 | 5600 | 5610 ...01/1991 | 5640 Powerstar | 5700 | 5900 | 620 Combine ...01/1991 | 622 Combine ...01/1991 | 654 County | 655 A | 6600 | 6610 ...01/1991 | 6700 | 6710 ...01/1991 | 6810 | 7000 | 7410 | 754 County | 7600 | 7610 | 764 County | 7700 | 7710 ...01/1991 | 774 County | 7810 | 7910 | 8000 | 8200 ...01/1991 | 8260 Powerstar 7.5 | 8530 | 8600 | 8630 | 8700 | 8830 | 9000 | 910 Speed Power ...01/1991 | 912 Speed Power ...01/1991 | 944 County | 9600 | 964 County | 9700 | 974 County | BSD442 | M Série 7,5 ...09/1995 | NH 95 M8Y ...01/1996 | P357 e 358 ...01/1991 | Séries 10,L/Cab - Renault Agri: 70-12 SP Perkins 4.236 | 70-14 SP Perkins 4.236 | 70-32 PA/PE/PS/PX Perkins 4.236 | 70-34 PA/PE/PS/PX Perkins 4.236 | 701-4F Perkins 4.236 | 80-12 SP Perkins 4.248 | 80-14 SP Perkins 4.248 | 80-32 PA/PE/PS/PX Perkins 4.248 | 80-34 PA/PE/PS/PX Perkins 4.248 | Ceres 75 2X4/4X4 Perkins 4.236 | Ceres 75X 2X4/4X4 Perkins 4.236

## MOTOR

Iskra: AZJ3144 | AZJ3148 | AZJ3151 | AZJ3182 | AZJ3198 | AZJ3201 | AZJ3203 | AZJ3205 | AZJ3206 | AZJ3212 | AZJ3248 | AZJ3287 | AZJ3305 | AZJ3306 | AZJ3315 | AZJ3352 | AZJ3357 | AZJ3447 | 11130509 | 11130520 | 11130526 | 11130579 | 11130624 | 11130627 | 11130629 | 11130631 | 11130632 | 11130659 | 11130711 | 11130785 | 11130835 | 11130872 | 11130875 | 11130890 | 11130998 | 11131018 | 11131635

## EQUIVALENTE / Equivalent

Iskra: 16901694

1621

IMPULSOR DE PARTIDA DO MOTOR DE ARRANQUE  
STARTER DRIVE / IMPULSOR DE PARTIDA

FOTO / Photo pg. 110

## APLICAÇÃO / Application / Aplicación

Agrale: Trator 4230 CAT 3126 M790 | Trator 4230.4 CAT 3126 M790

## MOTOR

Lucas Indiel: 35260890 - Prestolite: 35260890

## EQUIVALENTE / Equivalent

Lucas Indiel: 35260975 - Prestolite: 35260975

1622

IMPULSOR DE PARTIDA DO MOTOR DE ARRANQUE  
STARTER DRIVE / IMPULSOR DE PARTIDA

FOTO / Photo pg. 110

## APLICAÇÃO / Application / Aplicación

Agco: Agco/M.F. M93R12V - International: Jacto Perkins 1006/ T | Maxion S4 | Perkins 1006/ T | Retroescavadeira Maxion S 4 - Massey Ferguson: Maxion 3000  
 Perkins 4000 4.1 | MF 265 Perkins A4.236 3.9 | MF 275 Perkins P4000 4.1 | MF 283 Perkins P4000 4.1 | MF 290 Perkins P4000 4.1 | MF 292 Perkins P4000 4.1 | MF 5275  
 Perkins Série 4.41 4.1 | MF 5285 Perkins Série 4.41 4.1 | MF 52902 Perkins Série 4.41 4.1 | MF 5300 Perkins 1004 4T 4.0 | MF 5310 Perkins 1004 4T 4.0 | MF 86HS Perkins  
 4.236 4.0 | MF 96 Perkins 4000 4.1

## MOTOR

Lucas Indiel: 35259300 | 35260940 | 35260950 | 35261070 - Prestolite: 35260940 | 35260950 | 35261070

## EQUIVALENTE / Equivalent

Lucas: 229278 | 35259278 - Lucas Indiel: 229278 | 35259278 - Prestolite: 229278 | 35259278

1624

IMPULSOR DE PARTIDA DO MOTOR DE ARRANQUE  
STARTER DRIVE / IMPULSOR DE PARTIDA

FOTO / Photo pg. 110

## APLICAÇÃO / Application / Aplicación

Fiat: 440 | 450 | 455 | 50 | 60 | 65 | 70 | 80 | 85 - Ford: 3010S 1992...1996 | 3830 1992...1996 | 4010S 1992...1996 | 4030 1992...1996 | 5010S 1996... | TN55 |  
 TN55D | TN55S | TN65 | TN65 Turf | TN65D | TN65S | TN65V | TN70 | TN70D | TN70S | TN75 | TN75D | TN75S | TN75V - New Holland: Especial/Special |  
 Trator

## MOTOR

Bosch: 0001223503 | 0001223504 | 0001362105 - Iveco: 500338953 - Lucas Indiel: LRS1976 | LRS01976 - Magneti Marelli: MSN2036

## EQUIVALENTE / Equivalent

Bosch: 6033AD0331

1631

IMPULSOR DE PARTIDA DO MOTOR DE ARRANQUE  
STARTER DRIVE / IMPULSOR DE PARTIDA

FOTO / Photo pg. 110

## APLICAÇÃO / Application / Aplicación

Audi: A4 2.5 TDI | A6 2.5 TDI | A8 2.5 TDI | Quattro - Skoda: Super B 2.5 TDI - Volkswagen: Passat 2.5 TDI | Syncro 4 Motion

## MOTOR

Bosch: 0001109021 | 0001109022 | 0001109066 | 0001109067

## EQUIVALENTE / Equivalent

Bosch: 1006209666 | 1006209936

1633

IMPULSOR DE PARTIDA DO MOTOR DE ARRANQUE  
STARTER DRIVE / IMPULSOR DE PARTIDA

FOTO / Photo pg. 110

## APLICAÇÃO / Application / Aplicación

Tramontini: Trator T3230 4 Série Brasil | Trator T5045 4 Série Brasil

1635

IMPULSOR DE PARTIDA DO MOTOR DE ARRANQUE  
STARTER DRIVE / IMPULSOR DE PARTIDA

FOTO / Photo pg. 110

## APLICAÇÃO / Application / Aplicación

Ford: F1000 Maxion HS 4 cil 2.5 | Ranger Maxion HS 4 cil 2.5 - General Motors/Chevrolet: Blazer Maxion HS 4 cil 2.5 | S10 Maxion HS 4 cil 2.5 - International: Matra  
 Maxion HS 4 cil 2.5 | Retroescavadeira Maxion HS 4 cil 2.5 - Land Rover: Defender Gemini III 4 cil 2.5 | Discovery Gemini III 4 cil 2.5 - Mercedes Benz: Sprinter Maxion HS  
 4 cil 2.5 - Troller: T4

## MOTOR

Lucas Indiel: 35258490 | 35258660 | 35259040 | 35259400 | 35260828

## EQUIVALENTE / Equivalent

Lucas Indiel: 229023

1636

IMPULSOR DE PARTIDA DO MOTOR DE ARRANQUE  
STARTER DRIVE / IMPULSOR DE PARTIDA

FOTO / Photo pg. 110

## APLICAÇÃO / Application / Aplicación

Agrale: Trator 4100 | Trator 4100.4

## MOTOR

Lucas Indiel: 35259570

## EQUIVALENTE / Equivalent

Lucas Indiel: 229902 | 35259902

1637

IMPULSOR DE PARTIDA DO MOTOR DE ARRANQUE  
STARTER DRIVE / IMPULSOR DE PARTIDA

FOTO / Photo pg. 110

## APLICAÇÃO / Application / Aplicación

John Deere: Colheitadeira 1165 | Colheitadeira 1175 | Colheitadeira 1450 | Trator 6605 6 cil | Trator 7500 | Trator 7505 6 cil

## MOTOR

John Deere: AJ59342 | AJ60123 | RE509856 | RE509857 - Lucas Indiel: 35259390 | 35259590 | 35259600 | 35259690

## EQUIVALENTE / Equivalent

Lucas Indiel: 229912 - Prestolite: 229912

1638

IMPULSOR DE PARTIDA DO MOTOR DE ARRANQUE  
STARTER DRIVE / IMPULSOR DE PARTIDA

FOTO / Photo pg. 110

## APLICAÇÃO / Application / Aplicación

Mercedes Benz: Caminhão 1316 OM352/352A | Caminhão 1513 OM352/352A | Ônibus O364 OM352/352A - New Holland: Colheitadeira FNH 8040 | Colheitadeira FNH 8255 - Toyota: Bandeirantes OM 364

## MOTOR

Bosch: F000AL0128

## EQUIVALENTE / Equivalent

Bosch: F000AL2617

1647

IMPULSOR DE PARTIDA DO MOTOR DE ARRANQUE  
STARTER DRIVE / IMPULSOR DE PARTIDA

FOTO / Photo pg. 111

## APLICAÇÃO / Application / Aplicación

John Deere: 1420 3 e 4 cil | 2140 6359 / 4239D | 2330 3 e 4 cil | 2420 3 e 4 cil | 2530 3 e 4 cil | 2730 3 e 4 cil | 2850 6359 / 4239D | 3140 6359 / 4239D | 3350 6359 / 4239D | 3420 | 3530 | 3540 6359 / 4239D | 3550 6359 / 4239D | 4420 | 4530 6 cil | 5320N 3029T 3 cil 2.9 | 5410 4.5 4 CIL | 5520N 4045T 4 cil 4.5 | 5600 4039 D 3.9 | 5649 | 5700 4039T 4 cil 3.9 | 627 | 6300 4039T 4 cil 3.9 | 6600 6059T 6 cil 5.9 | 727 6 cil | Bulldozer 570 | Bulldozer 570A

## MOTOR

Lucas Indiel: 35261385

## EQUIVALENTE / Equivalent

Lucas Indiel: K01554 - Prestolite: 35261543

1655

IMPULSOR DE PARTIDA DO MOTOR DE ARRANQUE  
STARTER DRIVE / IMPULSOR DE PARTIDA

FOTO / Photo pg. 111

## APLICAÇÃO / Application / Aplicación

Audi: S 3 Quattro | TT Coupe 1.8 - Linde: Empilhadeira - Seat: Alhambra 1.9 TDI | Cupra 4 | Lean 1.8 | Lean 2.8 V6 - Volkswagen: Bora 1.9 TDI | Caravelle 2.5 e 2.8 TDI | Golf 1.9 TDI | Sharan 1.9 TDI

## MOTOR

Bosch: 0001125016 | 0001125017 | 0001125018 | 0001125019 | 0001125046 | 0001125047 | 0001125048 | 0001125049 | 0001125605 | 0001125606

## EQUIVALENTE / Equivalent

Bosch: 1006209681 | 1006209943

1656

IMPULSOR DE PARTIDA DO MOTOR DE ARRANQUE  
STARTER DRIVE / IMPULSOR DE PARTIDA

FOTO / Photo pg. 111

## APLICAÇÃO / Application / Aplicación

Especial/Special: Motor de Popa - John Deere: Lawn 400 Lawn Tractor Kohler 19.9HP 1975...1982 - Johnson Evinrude: 50 / 70HP - Kohler : Small Engine Air Cooled K482 0000 | Small Engine Air Cooled K532 0000 | Small Engine Air Cooled K582 0000

## MOTOR

John Deere: AM34753 | AM37725 - Kohler : 4109805 | 4509804 | 4509805 | 4809801 | 4809802 | 4809804 | A277214 | A277599 - OMC: 384777 | 386657 | 583473 | 583482 | 585050 | 585059 | 585063 | 585459 | 586280 | 5032433

1656

IMPULSOR DE PARTIDA DO MOTOR DE ARRANQUE  
STARTER DRIVE / IMPULSOR DE PARTIDA

FOTO / Photo pg. 111

## EQUIVALENTE / Equivalent

Raisman: OM90050

1678

IMPULSOR DE PARTIDA DO MOTOR DE ARRANQUE  
STARTER DRIVE / IMPULSOR DE PARTIDA

FOTO / Photo pg. 111

## APLICAÇÃO / Application / Aplicación

Massey Ferguson: MF 4292 - New Holland: Trator - Valtra: Trator

## MOTOR

Iskra: AZF4102 | AZF4115 | AZF4116 | AZF4119 | AZF4122 | AZF4129 | AZF4131 | AZF4132 | AZF4135 | AZF4143 | AZF4158 | AZF4159 | AZF4160 | AZF4164 | AZF4170 | AZF4183 | AZF4184 | AZF4185 | AZF4196 | AZF4204 | AZF4205 | AZF4206 | AZF4208 | AZF4214 | AZF4228 | AZF4242 | AZF4243 | AZF4245 | AZF4246 | AZF4247 | AZF4248 | AZF4254 | AZF4258 | AZF4260 | AZF4266 | AZF4270 | AZF4283 | AZF4287 | AZF4288 | AZF4291 | AZF4304 | AZF4520 | AZF4524 | AZF4541 | AZF4542 | AZF4550 | AZF4553 | AZF4562 | AZF4568 | AZF4569 | AZF4570 | AZF4595 | AZF4597 | AZF4598 | 11130904 | 11130941 | 11131060 | 11131065 | 11131092 | 11131145 | 11131191 | 11131227 | 11131228 | 11131237 | 11131370 | 11131375 | 11131382 | 11131397 | 11131430 | 11131433 | 11131436 | 11131464 | 11131488 | 11131507 | 11131508 | 11131520 | 11131550 | 11131611 | 11131612 | 11131613 | 11131640 | 11131658 | 11131705 | 11131706 | 11131709 | 11131763 | 11131782 | 11131783 | 11131784 | 11131792 | 11131811 | 11131856 | 11131893 | 11131894 | 11131896 | 11131897 | 11131898 | 11131900 | 11131930 | 11131945 | 11131965 | 11131987 | 11132012 | 11132056 | 11132069 | 11132070 | 11132073 | 11132118

## EQUIVALENTE / Equivalent

Iskra: 16902379

1679

IMPULSOR DE PARTIDA DO MOTOR DE ARRANQUE  
STARTER DRIVE / IMPULSOR DE PARTIDA

FOTO / Photo pg. 111

## APLICAÇÃO / Application / Aplicación

Agrale: Caminhão 13000 Com Motor MWM 6.10 TCA | Caminhões 10.000, 14.000 e 14.000 6X2 Com Motor MWM MaxxForce 4.8H. EURO V 01/2012... | Caminhões 6000, 8500 e 9200 Com Motores MWM 4.10 TCA e MWM 4.12 TCE | Chassis MA 7.9, MA8.5, MA9.2, MA10.0, MA12.0, MA15.0 e MT12.0 Com Motores MWM4.10 TCA e MWM 4.12 TCE | Furgovan 8000 Com Motor MWM 4.10 TCA | Ônibus MA12.0, MA15.0, MT15.0 LE, MA10.0 e MA9.2 Com Motor MWM MaxxForce 4.8HEURO V 01/2012... | Ônibus Volare W8, W9 e V8 Com Motores MWM 4.10 TCA ...2008 | Ônibus W8, W9 e V8 Com Motores MWM 4.12 TCE 2008... - BMW: Motor MWM 4.10TCA AGRAL CAMINHAO 8500D | Motor MWM 4.12TCE Agrale MA 12 185CV | Motor MWM 4.12TCE ITEC MIDI BUS (América Latina) | Pulverizadora Montana Parruda 2627M e 2627H Com Motor MWM 4.10L TCA 07/2012... - Case: Motoniveladora 845, 845.2, FG 140.2 | Motoniveladora RG140B e 845 com transmissão ZF | Pá Carregadeira W20, 521D, 621D, W130 Fiat Allis: Pá Carregadeira FR128 - Substitui 10479654 | Trator de Esteira 7D - Substitui 10479654 - Ford: Caminhões C1722e (4x2), C2422e(6x2), C2622e (6x4), C2428e (6x2), C2628e (6x4) Com Motor Cummins Eletrônico ISB (4 e 6 Cilindros) ...03/2011 | Caminhões C815e (4x2), C1317e (4x2), C1517e (4x2), C1717e (4x2) Com Motor Cummins Eletrônico ISB (4 e 6 Cilindros) ...03/2011 - Freightliner: Caminhões M2 Com Motor MB906/904 - Mercedes Benz: Axor 1419, 1719, 1726, 1726 4x4, 1729S, 2426 6x2 e 2429 6x2 Com Motores eletrônicos24V OM 924 LA e OM 926 LA - Euro V 01/2012... | Axor 1933, 2533, 2826, 2828, 2831 Com Motores eletrônicos OM906 e OM 926 | Caminhões 710, 712E, 1418R, 1720, 1720K, L1620 - Chassi de Ônibus LO 712, LO 812 Com Motores mecânicos 12V OM 364 e OM 366) - 29MT | Caminhões 712C, 715, 714C, 915C, 1215, 1218EL, 1218L, 1418 EL, 1418L, 1718, 1725 | Caminhões Família Accelo: 815 e 1016 Com Motor eletrônico 24V OM 924 LA - Euro V 01/2012... | Caminhões Família Atron: 1319, 2324, 2729K (Basculante), 2729B (Betoneira) e2729 Com Motores eletrônicos 24V OM 924 LA e OM 926 LA -Euro V 01/2012... | Chassi de ônibus LO 914, 0500M, 0500U, 0500R, OF 1417, OF1418, OF 1518, OF 1721, Com Motores eletrônicos 24V OM 904, OM 906, OM 924 eOM 926 | Família Atego (1315, 1418, 1518, 1718, 1725, 2425), L1318, 2423B,2423K, L1620 | Fora de Estrada Família Axor: 2831K (Basculante), 2831B (Betoneira) e 2831P (Plá Com Motor eletrônico 24V OM 926 LA - Euro V 01/2012... | Ônibus Boxer e Torino Com Motor OM904/906 12V | Ônibus Rodoviário O500M 1826 BUGGY e O500R 1830 Com Motor eletrônico OM926 LA - Euro V 01/2012... | Ônibus Urbano OF1519,OF1721, OF1724, O500M 1826, O500U 1826 Com Motores eletrônicos 24V OM 924 LA eOM 926 LA - Euro V 01/2012... | Rodoviário Família Axor 1933 e 2533 Com Motor eletrônico 24V OM 926 LA - Euro V 01/2012... - Navistar: Ônibus 4700 Com Motor MWM 4.8L euro II y III - New Holland: Motoniveladora 140 | Pá Carregadeira 12C | Trator de Esteira 7D - Remy: 29MT - Volkswagen: Caminhões 17-250E, 24-250E Com Motor Cummins ISB 4 e 6 cil ...09/2009 | Caminhões 17-250E, 24-250E Com Motor Cummins ISB 4 e 6 cil 10/2009... | Caminhões 8-150 Eletr Delivery Puls, 9-150E, 10-150E, 13-180E, 15-190E 06/2009... | Caminhões 9-150 Eletr Delivery Com Motor Cummins 01/2010... | Caminhões constellation 13-180, 15-180, 17-260, 26-260E, 31-260E Motor MWM Eletrônico 4 e 6 Cilindros | Caminhões Worker 8-120 EuroII e III. 13-180 Euro II e III, 15-180 Euro III.17-18 Motor MWM 4 e 6 cilindros | Delivery 5.150, 8.160 e 9.160 3.8L Com Motor Cummins ISF (Euro V) 01/2012... | Ônibus 17-230EOD/V-tronic e 17-260EOD/ V-tronic Motor MWM Eletrônico 4 e 6 Cilindros com Transmissão ZF | Ônibus 8-150 ODC / FEB, 9-150 ODC Com Motor Cummins ISB 4 e 6 cil | Ônibus 8.120 OD Euro II e III Motor MWM 4 cilindros - Volvo: VM 210, 260, 310 Com Motores MWM 4.12TCE e 6.12TCE ...12/2011 - ZEN: Utiliza Pinhão ZEN 12954 | Utiliza Pinhão ZEN 12955 | Utiliza Pinhão ZEN 12956 | Utiliza Pinhão ZEN 12957 | Utiliza Pinhão ZEN 12961

## MOTOR

Remy: 8200003 | 8200004 | 8200014 | 8200054 | 8200064 | 8200065 | 8200103 | 8200138 | 8200196 | 8200231 | 8200292 | 8200295 | 8200296 | 8200297 | 8200326 | 8200331 | 8200357 | 8200386 | 8200387 | 8200400 | 8200474 | 8200478 | 8200495 | 8200511 | 8200512 | 8200564 | 8200816 | 8200826 | 8200848 | 8200853 | 8200854 | 8200875 | 8200882 | 8200884 | 8200885 | 8200886 | 8200887 | 8200889 | 8200890 | 19011400 | 19011402 | 19011403 | 19011407

## EQUIVALENTE / Equivalent

Remy: 10515810 | 10515811

1690

IMPULSOR DE PARTIDA DO MOTOR DE ARRANQUE  
STARTER DRIVE / IMPULSOR DE PARTIDA

FOTO / Photo pg. 111

## APLICAÇÃO / Application / Aplicación

CBT: 8240 4.248 JF 12V ...01/1984 - General Motors/Chevrolet: Série D - d20 Plus Maxion S4T JF 12V ...03/1992... 10/1996 - Massey Ferguson: MF 1630 A 6.354-4 e 1630 A 4284 JF 12V ...01/1981 | MF 3640 A 6.358 A JF 12V ...01/1973 | MF 3640 Perkins 1006-6 JF 12V ...05/1996 | MF 5650 A 6.354.4 JF 12V ...01/1982 | MF 5650 Perkins 1006-6T JF 12V ...05/1996 | MF 5650 Turbo AT 6.354.4 JF 12V ...03/1988 | MF 6845 Perkins 1006-6T JF 12V ...12/1994 | MF 6855 Perkins 1006-6TW JF 12V ...10/1993 | MF 6865 Perkins 1006-6T JF 12V ...09/1994 - Maxion: Ideal 9075 Perkins 1006-6 JF 12V ...09/1994 | Ideal 9090 Perkins 1006-6T JF 12V ...10/1993 | Ideal 9090 Perkins 1006-6TW JF 12V ...12/1994 - Mercedes Benz: OF 1113 OM 366 JF 12V ...09/1987 | OH 1113 OM 366 A JF 12V ...01/1988 | Série 9 T - 917 OM 366 A JF 12V ...01/1988

## MOTOR

Bosch: F000AL0135

## EQUIVALENTE / Equivalent

Bosch: F000AL2712

1693

IMPULSOR DE PARTIDA DO MOTOR DE ARRANQUE  
STARTER DRIVE / IMPULSOR DE PARTIDA

FOTO / Photo pg. 111

## APLICAÇÃO / Application / Aplicación

Massey Ferguson: Trator 6270 | Trator 6280 | Trator 6290 | Trator com Motor Perkins

## MOTOR

Magnet Marelli: 63280040 | 63280041 - Perkins: 2873K404 | 2873K405

## EQUIVALENTE / Equivalent

Cargo: 235663

1698

IMPULSOR DE PARTIDA DO MOTOR DE ARRANQUE  
STARTER DRIVE / IMPULSOR DE PARTIDA

FOTO / Photo pg. 111

## APLICAÇÃO / Application / Aplicación

Case: CS 105 PRO Sisu 4Cil 102 HP 4.4 | CS 130 | CS 78 Sisi 4 Cil Turbo 4.4 | CS 85 PRO Sisu 4 Cil 85HP 4.4 | CS 94 Sisu 4 Cil Turbo 4.4 | CS 95 PRO Sisu 4 Cil 93HP 4.4 | CVX 140 Sisu 6 Cil 141 HP 6.6 | CVX 150 Sisu 6 Cil Turbo 150 HP 6.6 | CVX 160 Sisu 6 Cil 160 HP 6.6 | CVX 170 Sisu 6 Cil Turbo 170 HP 6.6 | CVX 190 Sisu 6 Cil 196 HP 6.6 - Crystal Tractor: Orion 16 Sisu Diesel - JCB: Fastrac 8280 Sisu 6 Cil Tier 4 279 HP 8.4 | Fastrac 8310 Sisu 6 Cil Tier 4 306 HP 8.4 - Massey Ferguson: MF 32 Sisu 620DS 6 Cil | MF 34 Sisu 634DSA 6 Cil | MF 4292 (cab) (Brasil) Sisu 420DS 4 Cil | MF 4292 (plat) Sisu 420DS 4 Cil | MF 4297 Sisu 420DS 4 Cil | MF 4297 (cab) (Brasil) Sisu 420DS 4 Cil | MF 4297 (plat) Sisu 420DS 4 Cil | MF 4299 Sisu 420DSA 4 Cil | MF 4299 (plat) Sisu 420DSA 4 Cil | MF 4299 (plat) (Brasil) Sisu 420DSA 4 Cil | MF 4445 Sisu Diesel 44DTA 4 Cil 101HP 4.4 | MF 4445 Sisu Diesel 44DTA 4 Cil 88HP 4.4 | MF 460 XTRA (cab) (Brasil) Sisu 44DTA 4 Cil | MF 460 XTRA (plat) Sisu 44DTA 4 Cil | MF 470 XTRA (cab) (Brasil) Sisu 44DTA 4 Cil | MF 470 XTRA (plat) Sisu 44DTA 4 Cil | MF 480 XTRA (cab) (Brasil) Sisu 44DTA 4 Cil | MF 480 XTRA (plat) Sisu 44DTA 4 Cil | MF 5465 Sisu Diesel 66CTA 6 Cil | MF 5470 Sisu Diesel 44CTA 4 Cil 4.4 | MF 5480 Sisu Diesel 49CTA 4 Cil 4.9 | MF 5650 (Brasil) Sisu 620DS 6 Cil | MF 6350 Sisu 620DS 6 Cil | MF 6360 Sisu 634DSA 6 Cil | MF 6460 Sisu 44CTA 4.4 | MF 6470 Sisu 44CTA 4.4 | MF 6485 Sisu Diesel 66CTA 130kW 6.6 | MF 6490 Sisu Diesel 66CTA 6.6 | MF 6495 Sisu Diesel 66CTA 6.6 | MF 6497 Sisu Diesel 74CTA 7.4 | MF 6499 Sisu Diesel 74CTA 7.4 | MF 7140 Sisu 620DS 6 Cil | MF 7145 Sisu 634DSA 6 Cil | MF 7150 Sisu 620DS 6 Cil | MF 7170 Sisu 620DS 6 Cil | MF 7180 Sisu 620DS 6 Cil | MF 7330 Sisu 620DS 6 Cil | MF 7350 Sisu 620DS 6 Cil | MF 7370 Sisu 620DS 6 Cil | MF 7390 Sisu 620DS 6 Cil | MF 7415 Sisu 634DSA 6 Cil | MF 7485 Sisu Diesel 66CTA 6 Cil 6.6 | MF 7490 Sisu Diesel 66CTA 6.6 | MF 7495 Sisu Diesel 66CTA 6.6 | MF 7497 Sisu Diesel 74CTA 7.4 | MF 7499 Sisu Diesel 74.392CTA-4V 165kW 7.4 | MF 8160 634DS | MF 8250 634DWE 7.4 | MF 8450 Sisu Diesel 6 Cil 7.4 | MF 8460 Sisu Diesel 6 Cil Tier III 7.4 | MF 8470 Sisu Diesel 6 Cil 8.4 | MX 720 | MX 750 | Sprayer Sisu 620DS 6 Cil - McCormick: Tele-Trac Sisu 44-CWA-2V 4.4 - Pioneira: Pioneira Sisu 420DS 4 Cil

Sampo Rosenlew: 3065L Sisu Diesel 44DT 4 Cil | SR1046X Sisu Diesel 44DT 4 Cil | SR1066 Sisu Diesel 44DT 4 Cil | SR3045C Sisu Diesel 44DT 4 Cil | SR3085L TS Sisu Diesel 44DT 4 Cil - Sisu Diesel: 4.9 CWA 4 Cil 175HP 4.9 | 44CTA 4 Cil | 84 CTA-4V SCR 8.4 - Valtra: 44 DT, ETA, EWA, DW 4.4 | 6200 44DT 4.4 | 6250 Hi 44DT 4.4 | 6300 44DT 4.4 | 6350 Hi 44DT 4.4 | 6400 44ET 4.4 | 6550 Hi 44ET 4.4 | 66 ETA 6.6 | 6850 Hi 44EWI 4.4 | 6900 | 74 ETA 8.4 | 84 ETA, DTA 8.4 | A750L Sisu 420D 4 Cil | A85N/A85L 44DT 4.4 | A950 Sisu 420DS 4 Cil | A95N/A95L 44DT 4.4 | A990 Sisu 420DS 4 Cil | BC4500 Sisu 620DS 6 Cil | BH145 Sisu 620DS 6 Cil | BH165 Sisu 620DS 6 Cil | BH180 Sisu 620DS 6 Cil | BH180i Sisu 620DSA 6 Cil | BH205i Sisu 620DSA 6 Cil | BM100 Sisu 420DS 4 Cil | BM110 Sisu 420DS 4 Cil | BM125i Sisu 420DSA 4 Cil | BT150 Sisu 620DS 6 Cil | BT170 Sisu 620DS 6 Cil | BT190 Sisu 620DSA 6 Cil | BT210 Sisu 620DSA 6 Cil | S280 84ETA 8.4

## MOTOR

Agco: 836873088 - CNH: 87751000 - Iskra: AZF4141 | AZF4154 | AZF4190 | AZF4513 | 11130836 | 11131542 | 11131602 | 11131727 - Sisu Diesel: 836673290 | 836866817 - Valtra: 83646500

## EQUIVALENTE / Equivalent

Iskra: 16904776

1699

IMPULSOR DE PARTIDA DO MOTOR DE ARRANQUE  
STARTER DRIVE / IMPULSOR DE PARTIDA

FOTO / Photo pg. 111

## APLICAÇÃO / Application / Aplicación

Valtra: 685 | 685ATS

## MOTOR

Iskra: IS1165 | AZE4148 | AZE4211 | AZE4222 | 11131598 | 11131974 | 11132051 - Valtra: 221561 | 83645200

## EQUIVALENTE / Equivalent

Iskra: 16911403

1700

IMPULSOR DE PARTIDA DO MOTOR DE ARRANQUE  
STARTER DRIVE / IMPULSOR DE PARTIDA

FOTO / Photo pg. 111

## APLICAÇÃO / Application / Aplicación

Bobcat: Skid Steer L.TL360 - Case: JX 60 NEF 4Cil 60HP 4.5 | JX 70 NEF 4Cil 72HP 4.5 | JX 80 NEF 4Cil 82HP 4.5 | Quantum 65C NEF 4Cil Tier III 60HP 3.2 | Quantum 75C NEF 4Cil Tier III 78HP 3.2 - CNH: F5C8 4Cil 3.2 - Landini: Atlantis 100 | Atlas 70 - 80 - 85 - 90 - 100 | Frutteto | Ghibli 80 - 85 - 90 - 95 - 100 - 105 | Globalfarms 95 - 105 | Globus 65 - 75 - 80 | Mythos 90 - 100 | Powerfarm 75 - 80 - 85 - 90 - 95 - 100 - 105 | Rex 70 - 75 - 80 - 85 - 90 - 95 - 100 - 105 | Vigneto | Vision 85 - 95 - 100 - 105 - Massey Ferguson: MF 200 | MF 290 | MF 3680 | MF 4200 | MF 4290 | MF 5200 | MF 5300 | MF 6270 | MF 6280 - McCormick: 80 - New Holland: 7630 (plat) NEF TC 78kW 4Cil | 8030 (plat) NEF TAA 90kW 4Cil | TS6000 Standard (cab) NEF TC 66kW 4Cil | TS6020 (cab) NEF TAA 82kW 4Cil | TS6030 (cab) NEF TAA 90kW 4Cil | TS6040 (cab) NEF TAA 97kW 4Cil - Perkins: 1103 D | 1104 D | 1106 C

## MOTOR

Bosch: 0001223507 - CNH: 82036365 | 84208918 | 87398251 | 87583927 | 504388220 - Iskra: IS1189 | AZE4125 | AZE4128 | AZE4150 | AZE4151 | AZE4156 | AZE4159 | AZE4165 | AZE4170 | AZE4172 | AZE4173 | AZE4190 | AZE4192 | AZE4195 | AZE4197 | AZE4199 | AZE4201 | AZE4204 | AZE4207 | AZE4208 | AZE4214 | AZE4215 | AZE4221 | AZE4226 | AZE4227 | AZE4573 | AZE4579 | 11131035 | 11131036 | 11131050 | 11131112 | 11131216 | 11131279 | 11131315 | 11131424 | 11131535 | 11131544 | 11131605 | 11131606 | 11131659 | 11131696 | 11131716 | 11131761 | 11131780 | 11131781 | 11131793 | 11131890 | 11131892 | 11131932 | 11131942 | 11131946 | 11131947 | 11131956 | 11131963 | 11131964 | 11131966 | 11131975 | 11131984 | 11131989 | 11131990 | 11132050 | 11132067 | 11132068 - Iveco: 504015749

## EQUIVALENTE / Equivalent

Iskra: 16902507 | 16907197

1701

IMPULSOR DE PARTIDA DO MOTOR DE ARRANQUE  
STARTER DRIVE / IMPULSOR DE PARTIDA

FOTO / Photo pg. 111

## APLICAÇÃO / Application / Aplicación

Case: CS 110 Sisu 4 Cil Turbo 4.4 | CS 68 Sisu 3 Cil Turbo 3.3 | CS 75 Sisu 3 Cil Turbo 3.3 - Massey Ferguson: MF 3625 V/S/F/GE Sisl Diesel 33 DTA 3.3 | MF 3635 V/S/F/GE Sisl Diesel 33 DTA 3.3 | MF 3640 V/S/F/GE Sisl Diesel 33 CTA 3 Cil 82HP 3.3 | MF 3645 Sisl Diesel 33 DTA 3.3 | MF 3650 S/F/GE Sisl Diesel 33 CTA 3 Cil 92 HP 3.3 | MF 3655 Sisl Diesel 33 DTA 3.3 | MF 4435 Sisl Diesel 33 DTA 3 Cil 74 HP 3.3 - Valmet: A 75N/A75L 33 DTA 3.3 | A 85N/A85L 44DT/33DTA 4.4 | A 95N/A95L 44DT/33DTA 4.4 - Valtra: A650 Sisu 320D 3 Cil 2010... | A750 Sisu 320DS 3 Cil 2009... | A850 Sisu 320DS 3 Cil 2009... | BF65 Sisu 320D 3 Cil 2008... | BF75 Sisu 320DS 3 Cil 2008...

## MOTOR

Agco: 83646400 | 836667365 | 836673289 - Iskra: IS1064 | AZE4122 | AZE4166 | AZE4171 | AZE4209 | AZE4540 | AZE4597 | 11131116 | 11131426 | 11131515 | 11131728 | 11131773 | 11131970 - Sisu Diesel: 836673289 | 836867365 - Valtra: 83646400

## EQUIVALENTE / Equivalent

Iskra: 16907455

1709

IMPULSOR DE PARTIDA DO MOTOR DE ARRANQUE  
STARTER DRIVE / IMPULSOR DE PARTIDA

FOTO / Photo pg. 111

## APLICAÇÃO / Application / Aplicación

John Deere: 5200 | 5300 | 5303 | 5310 | 5400 | 5410 | 5500 | 5510

## MOTOR

Iskra: AZE4169 | AZE4185 | AZE4228 | AZE4261 | 11131751 | 11131833 | 11132084 | 11132227

## EQUIVALENTE / Equivalent

Iskra: 16902653

1711

IMPULSOR DE PARTIDA DO MOTOR DE ARRANQUE  
STARTER DRIVE / IMPULSOR DE PARTIDA

FOTO / Photo pg. 111

## APLICAÇÃO / Application / Aplicación

Especial/Special: Retroescavadeira Chinesa - Foton: Pá Carregadeira FL 917

## MOTOR

Foton: QD263

1713

IMPULSOR DE PARTIDA DO MOTOR DE ARRANQUE  
STARTER DRIVE / IMPULSOR DE PARTIDA

FOTO / Photo pg. 111

## APLICAÇÃO / Application / Aplicación

Agrale: Trator Motor M795W Bicilíndrico

## MOTOR

Lucas Indiel: 35261810

## EQUIVALENTE / Equivalent

Lucas Indiel: 35261976

1719

IMPULSOR DE PARTIDA DO MOTOR DE ARRANQUE  
STARTER DRIVE / IMPULSOR DE PARTIDA

FOTO / Photo pg. 111

## APLICAÇÃO / Application / Aplicación

Lucas Indiel: Motores Indiel M100R - New Holland: TM135E | TM150E | TM165 | TM180 | TS100 | TS110

## MOTOR

Lucas Indiel: 35261445

## EQUIVALENTE / Equivalent

Lucas Indiel: 35261625

1722

IMPULSOR DE PARTIDA DO MOTOR DE ARRANQUE  
STARTER DRIVE / IMPULSOR DE PARTIDA

FOTO / Photo pg. 111

## APLICAÇÃO / Application / Aplicación

Daihatsu: Rocky F80 - Especial/Special: Motocicletas - JCB: Escavadeira - Mazda: B2200 - Toyota: 2S | 2Y | 2Y 2.2 | 3Y | Camry | Carina | Celica | Corolla | Dyna | Hilux | JR 7 | MR 2 | Terce - ZEN: Utiliza Pinhão ZEN 9186

## MOTOR

Daihatsu: 2810072010 - Ishikawajima: 185086240 | 185086340 - Kubota: 1550463011 | 1574163011 - Nippondenso: 280004010 | 280004343 | 280004450 | 280005900 | 280005912 | 280006001 | 280006120 | 280006332 | 280006362 | 280006450 | 280006930 | 280007321 | 280007392 | 280007560 | 280007620 | 280008050 | 280008060 | 280008220 | 280008261 | 280008290 | 280008320 | 280008850 | 280009070 | 280009260 | 280009380 | 280009711 | 280009720 | 280009860 | 280000101 | 280000220 | 280000230 | 280000500 | 280000510 | 280001370 | 280001440 | 280001441 | 280001520 | 280001630 | 280002060 | 280003340 | 280003350 | 280003590 | 280003670 | 280003990 | 280004420 | 280005110 | 280005261 | 280005410 | 280005700 | 280005780 | 280005781 | 280005840 | 280005850 | 280007090 | 280007100 | 280007330 | 280007680 | 280007690 | 280007912 | 280008070 | 280008080 | 280008240 | 280008560 | 2280000311 | 2280000580 | 2280000960 | 2280001100 | 2280001110 | 2280001710 | 2280002020 | 2280002121 | 2280002300 | 2280002610 | 2280002620 | 2280002682 | 2280002691 | 2280002701 | 2280002760 | 2280002770 | 2280002851 | 2280002880 | 2280003200 | 2280003290 | 2280004320 | 2280004330 - Toyota: 2810010040 | 2810010060 | 2810013010 | 2810015020 | 2810015040 | 2810015070 | 2810015130 | 2810015180 | 2810016020 | 2810016080 | 2810016110 | 2810027010 | 2810027030 | 2810027050 | 2810027060 | 2810031010 | 2810034060 | 2810034080 | 2810034100 | 2810041060 | 2810042040 | 2810042050 | 2810044030 | 2810044050 | 2810045033 | 2810045050 | 2810051031 | 2810060070 | 2810063020 | 2810063050 | 2810072010 | 2810072020 | 2810072030 | 2810072040 | 2810072050 | 2810072060 | 2810072070 | 2810072090 | 2810072100 | 2810072110 | 2810073010

## EQUIVALENTE / Equivalent

Cargo: 132004 - Honda: 31204657617 - Ishikawajima: 185866150 - Isuzu: 8941291870 - Kubota: 1550463041 - Lester: 16248 | 16251 | 16578 | 16586 | 16600 | 16612 | 16674 | 16735 | 16736 | 16737 | 16759 | 16760 | 16761 | 16786 | 16790 | 16802 | 16821 | 16823 | 16825 | 16826 | 16827 | 16828 | 16829 | 16831 | 16833 | 16834 | 16837 | 16878 | 16892 | 16895 | 16906 | 16911 | 16913 | 17002 | 17003 | 17027 | 17125 | 17143 | 17171 | 17240 | 17251 | 17256 | 17345 | 17420 | 17422 | 17481 | 17487 | 17521 | 17530 | 17537 | 18181 | 18182 - Nippondenso: 0283001600 | 0283001601 | 0283001602 | 0283001603 | 0283001790 | 0283001791 | 0283001800 | 0283002000 | 0283002110 | 0283002111 | 0283002270 | 0283003630 | 0283003631 | 0283004160 | 0283006940 - Toyota: 2801120540 | 2801126041 | 2801126042 | 2801135030 | 280110710 - Unipoint: SD5053

1726

IMPULSOR DE PARTIDA DO MOTOR DE ARRANQUE  
STARTER DRIVE / IMPULSOR DE PARTIDA

FOTO / Photo pg. 112

## APLICAÇÃO / Application / Aplicación

Valtra: Motores M100R | Trator

## MOTOR

Lucas Indiel: 35259360

## EQUIVALENTE / Equivalent

Lucas Indiel: 229697 | 35259697

1733

IMPULSOR DE PARTIDA DO MOTOR DE ARRANQUE  
STARTER DRIVE / IMPULSOR DE PARTIDA

FOTO / Photo pg. 112

## APLICAÇÃO / Application / Aplicación

Especial/Special: Cooplantio - Jinma: Trator 25HP | Trator 45HP

## MOTOR

ZM: 8148001 | 8148002

1744

IMPULSOR DE PARTIDA DO MOTOR DE ARRANQUE  
STARTER DRIVE / IMPULSOR DE PARTIDA

FOTO / Photo pg. 112

## APLICAÇÃO / Application / Aplicación

Tramontini: Tratores Tramontini

1751

IMPULSOR DE PARTIDA DO MOTOR DE ARRANQUE  
STARTER DRIVE / IMPULSOR DE PARTIDA

FOTO / Photo pg. 112

## APLICAÇÃO / Application / Aplicación

Atlas: Carregadeira Ar 105, 105 E TCD 4,1 L4 105kW Tier 4i | Carregadeira Ar 95 e Super TCD 4,1 L4 95kW Tier 4i | Escavadeira 160W TCD2012 L06 2V 143HP Tier 3 | Escavadeira 190LC TCD2012 L06 2V 143HP Tier 4 | Escavadeira 340LC TCD2013 L06 2V 226PS Tier 4 | Manipuladora de Materiais 180MH, 200MH TCD2012 L06 2V 143HPTier 4 | Manipuladora de Materiais 350MH TCD2013 L06 2V 226PS Tier 4 | Manipuladora de Materiais 400MH TCD6,1 L6 238PS Tier 4i | Manipuladora de Materiais 520MH TCD2013 L06 2V248PS | Rolos Compactadores AW 1110, AW 1120 TCD2012 L04 96kW | Rolos Compactadores AW 1130, AW 1140 TCD2012 L04 103kW

Atlas Copco: Compressores XAHS 146 C3, XAS 186 C3, XATS 156 C3 Deutz TCD 2012 4 Cil. 82kW | Compressores XAHS 186 C3, XAVS 166C3 Deutz TCD 2013 4 Cil. 104kW | Máquina Fresadora de Asfalto PL1000T TCD2012 L06 2V 6 Cil 150kW - Bomag: Terraplanadora BM 500/15, BM 600/15 - Claas: Máquina Scorpion 7030 Deutz TCD 2012 L04 2V 102HP | Máquina Scorpion 7040 Deutz TCD 2012 L04 120HP | Máquina Scorpion 7045 Deutz TCD 2012 L04 140HP | Máquina Scorpion 7055 TCD 4,1 L4 115kW Tier 4i | Máquina Scorpion 9040 Deutz TCD 2012 L04 140HP | Máquina Scorpion 9055 TCD 4,1 L4 | Máquina Scorpion 6030 TD2011 L04 75kW - Deutz: Tratores K410, K420, K430, K610 Deutz TCD2012 L04 | Tratores M600, M610, M620 Deutz 2012 L06 2V | Tratores M640, M650 Deutz 2012 L06 4V - KHD: Motor Náutico BFM1012 | Motores BF6L913, BF6L913C 6 Cil | Motores F3L912, F3L913 3 Cil | Motores F4L912, F4L913 4 Cil | Motores F6L912, F6L913 6 Cil - Lamborghini: Tratores R3 85, 100 Evo Deutz 2012 EURO II - Liebherr: Escavadora A309 Litronic TCD2012 L04 2V 4Cil 65kW | Escavadora A311 Litronic TCD2011 L04V 4Cil 68kW | Escavadora R313 Litronic TCD2012 L04 2V 4Cil 75kW | Escavadora R317 TCD2013 L04V III-A 90kW - Volvo Penta: Motor Náutico T5D5A 150HP

## MOTOR

Iskra: AZF4302 | AZF4309 | AZF4310 | AZF4312 | AZF4313 | AZF4314 | AZF4339 | 11132114 | 11132137 | 11132138 | 11132140 | 11132141 | 11132142 | 11132231

## EQUIVALENTE / Equivalent

Iskra: 16911910

1753

IMPULSOR DE PARTIDA DO MOTOR DE ARRANQUE  
STARTER DRIVE / IMPULSOR DE PARTIDA

FOTO / Photo pg. 112

## APLICAÇÃO / Application / Aplicación

Tramontini: Tratores Tramontini TR18

## EQUIVALENTE / Equivalent

Tramontini: 20210088

1754

IMPULSOR DE PARTIDA DO MOTOR DE ARRANQUE  
STARTER DRIVE / IMPULSOR DE PARTIDA

FOTO / Photo pg. 112

## APLICAÇÃO / Application / Aplicación

Bobcat: Carregador de Madeira - Clark: Mini Carregadeira - John Deere: Colheitadeira de Algodão | Trator

## MOTOR

Iskra: AZE4603 | AZE4620 | AZE4648 | AZE4649 | AZE4653 | AZE4654 | AZE4655 | 11131063 | 11131221 | 11131752 | 11131753 | 11131772 | 11131788 | 11131789

## EQUIVALENTE / Equivalent

Iskra: 16908746

1772

IMPULSOR DE PARTIDA DO MOTOR DE ARRANQUE  
STARTER DRIVE / IMPULSOR DE PARTIDA

FOTO / Photo pg. 112

## APLICAÇÃO / Application / Aplicación

Especial/Special: Jumps Auto - Massey Ferguson: Especial/Special

1796

IMPULSOR DE PARTIDA DO MOTOR DE ARRANQUE  
STARTER DRIVE / IMPULSOR DE PARTIDA

FOTO / Photo pg. 112

## APLICAÇÃO / Application / Aplicación

Agrale: M790 | M90ID | M93 | M95W | Trator 4100 | Trator 4100.4 | Trator 4118 | Trator M790 | Trator M90ID

## MOTOR

Unipoint: STR3302

## EQUIVALENTE / Equivalent

Agrale: 7010010016006



1805

IMPULSOR DE PARTIDA DO MOTOR DE ARRANQUE  
STARTER DRIVE / IMPULSOR DE PARTIDA

FOTO / Photo pg. 112

## APLICAÇÃO / Application / Aplicación

Agrale: Caminhão 13000 Com Motor MWM 6.10 TCA | Caminhões 10.000, 14.000 e 14.000 6X2 Com Motor MWM MaxxForce 4.8H. EURO V 01/2012... | Caminhões 6000, 8500 e 9200 Com Motores MWM 4.10 TCA e MWM 4.12 TCE | Chassis MA 7.9, MA8.5, MA9.2, MA10.0, MA12.0, MA15.0 e MT12.0 Com Motores MWM 4.10 TCA e MWM 4.12 TCE | Furgovan 8000 Com Motor MWM 4.10 TCA | Ônibus MA12.0, MA15.0, MT15.0 LE, MA10.0 e MA9.2 Com Motor MWM MaxxForce 4.8HEURO V 01/2012... | Ônibus Volare W8, W9 e V8 Com Motores MWM 4.10 TCA ...2008 | Ônibus W8, W9 e V8 Com Motores MWM 4.12 TCE 2008... - BMW: Motor MWM 4.10TCA AGRAL CAMINHAO 8500D | Motor MWM 4.12TCE Agrale MA 12 185CV | Motor MWM 4.12TCE ITEC MIDI BUS (América Latina) | Pulverizadora Montana Parruda 2627M e 2627H Com Motor MWM 4.10L TCA 07/2012... - Case: Motoniveladora 845, 845.2, FG 140.2 | Motoniveladora RG140B e 845 com transmissão ZF | Pá Carregadeira W20, 521D, 621D, W130 Fiat Allis: Pá Carregadeira FR128 - Substitui 10479654 | Trator de Esteira 7D - Substitui 10479654 - Ford: Caminhões C1722e (4x2), C2422e(6x2), C2622e (6x4), C2428e (6x2), C2628e (6x4) Com Motor Cummins Eletrônico ISB (4 e 6 Cilindros) ...03/2011 | Caminhões C815e (4x2), C1317e (4x2), C1517e (4x2), C1717e (4x2) Com Motor Cummins Eletrônico ISB (4 e 6 Cilindros) ...03/2011 - Freightliner: Caminhões M2 Com Motor MB906/904 - Mercedes Benz: Axor 1419, 1719, 1726, 1726 4x4, 1729S, 2426 6x2 e 2429 6x2 Com Motores eletrônicos 24V OM 924 LA e OM 926 LA - Euro V 01/2012... | Axor 1933, 2533, 2826, 2828, 2831 Com Motores eletrônicos OM906 e OM 926 | Caminhões 710, 712E, 1418R, 1720, 1720K, L1620 - Chassi de Ônibus LO 712, LO 812 Com Motores mecânicos 12V OM 364 e OM 366) - 29MT | Caminhões 712C, 715, 714C, 915C, 1215, 1218EL, 1218L, 1418 EL, 1418L, 1718, 1725 | Caminhões Família Accelo: 815 e 1016 Com Motor eletrônico 24V OM 924 LA - Euro V 01/2012... | Caminhões Família Atron: 1319, 2324, 2729K (Basculante), 2729B (Betoneira) e 2729 Com Motores eletrônicos 24V OM 924 LA e OM 926 LA -Euro V 01/2012... | Chassi de ônibus LO 914, O500M, O500U, O500R, OF 1417, OF1418, OF 1518, OF 1721, Com Motores eletrônicos 24V OM 904, OM 906, OM 924 eOM 926 | Família Alego (1315, 1418, 1518, 1718, 1725, 2425), L1318, 2423B,2423K, L1620 | Fora de Estrada Família Axor: 2831K (Basculante), 2831B (Betoneira) e 2831P (Pla Com Motor eletrônico 24V OM 926 LA - Euro V 01/2012... | Ônibus Boxer e Torino Com Motor OM904/906 12V | Ônibus Rodoviário O500M 1826 BUGGY e O500R 1830 Com Motor eletrônico OM926 LA - Euro V 01/2012... | Ônibus Urbano OF1519,OF1721, OF1724, O500M 1826, O500U 1826 Com Motores eletrônicos 24V OM 924 LA eOM 926 LA - Euro V 01/2012... | Rodoviário Família Axor 1933 e 2533 Com Motor eletrônico 24V OM 926 LA - Euro V 01/2012... - Navistar: Ônibus 4700 Com Motor MWM 4.8L euro II y III - New Holland: Motoniveladora 140 | Pá Carregadeira 12C | Trator de Esteira 7D - Remy: 29MT - Volkswagen: Caminhões 17-250E, 24-250E Com Motor Cummins ISB 4 e 6 cil ...09/2009 | Caminhões 17-250E, 24-250E Com Motor Cummins ISB 4 e 6 cil 10/2009... | Caminhões 8-150 Eletr Delivery Puls, 9-150E, 10-150E, 13-180E, 15-190E 06/2009... | Caminhões 9-150 Eletr Delivery Com Motor Cummins 01/2010... | Caminhões constellation 13-180, 15-180, 17-260, 26-260E, 31-260E Motor MWM Eletrônico 4 e 6 Cilindros | Caminhões Worker 8-120 Euro II e III. 13-180 Euro II e III, 15-180 Euro III. 17-18 Motor MWM 4 e 6 cilindros | Delivery 5.150, 8.160 e 9.160 3.8L Com Motor Cummins ISF (Euro V) 01/2012... | Ônibus 17-230EOD/V-tronic e 17-260EOD/V-tronic Motor MWM Eletrônico 4 e 6 Cilindros com Transmissão ZF | Ônibus 8-150 ODC / FEB, 9-150 ODC Com Motor Cummins ISB 4 e 6 cil | Ônibus 8.120 OD Euro II e III Motor MWM 4 cilindros - Volvo: VM 210, 260, 310 Com Motores MWM 4.12TCE e 6.12TCE ...12/2011 - ZEN: Utiliza Pinhão ZEN 12954 | Utiliza Pinhão ZEN 12955 | Utiliza Pinhão ZEN 12956 | Utiliza Pinhão ZEN 12957 | Utiliza Pinhão ZEN 12961

## MOTOR

Remy: 8200003 | 8200004 | 8200014 | 8200054 | 8200064 | 8200065 | 8200103 | 8200138 | 8200196 | 8200231 | 8200292 | 8200295 | 8200296 | 8200297 | 8200326 | 8200331 | 8200357 | 8200386 | 8200387 | 8200400 | 8200474 | 8200478 | 8200495 | 8200511 | 8200512 | 8200564 | 8200816 | 8200826 | 8200848 | 8200853 | 8200854 | 8200875 | 8200882 | 8200884 | 8200885 | 8200886 | 8200887 | 8200889 | 8200890 | 19011400 | 19011402 | 19011403 | 19011407

## EQUIVALENTE / Equivalent

Remy: 10515810 | 10515811

1809

IMPULSOR DE PARTIDA DO MOTOR DE ARRANQUE  
STARTER DRIVE / IMPULSOR DE PARTIDA

FOTO / Photo pg. 112

## APLICAÇÃO / Application / Aplicación

Case: Case IH C9 | Colheitadeira de cana A8000 e A8800 com Motor Case IH C9 - Cummins: Motores C e ISC de 8,3 litros - Ford: Cargo 1622, 1630, 2422, 2425, 2622, 2626, 2630, 2631, 3222, 4030 6CTAA 8,3 litr com motor Cummins | Cargo Eletrônico - 1932, 2632, 2932, 4532 e 5032 com motor Cummins ISL 8.3L 03/2011... | Cargo Eletrônico - 2632, 2932, 4532 e 5032(Substituido por 38MT 8200486) ...03/2011 - Freightliner: M2 106 com motor Cummins ISB - Navistar: Caminhões Durastar com motor DT466 | Caminhões Workstar com motor DT466 - Random: Caminhão Florestal RK 628C-F com motor Scania DC9 | Caminhões Fora de Estrada RK- 430B, RK-430M, RK 628 C, RK 628 C-R com motores Scania DC09 - Remy: 38MT - Scania: Modelo: P 380 com motor DC 12 Euro 5 09/2006... | Modelo: P 420 com motor DC 12 Euro 3 09/2004...09/2006 | Modelo: P 420 com motor DC 12 Euro 5 09/2006... | Modelo: P 420 DT 12 com motor Euro 4 09/2004... | Modelo: P 470 com motor DT 12 Euro 3 | Modelo: P 470 com motor DT 12 Euro 3 09/2004...09/2005 | Modelo: P 480 com motor DT 12 Euro 4 09/2006... | Modelo: R 380 com motor DC 12 Euro 5 09/2006... | Modelo: R 420 com motor DC 12 Euro 3 02/2004...09/2006 | Modelo: R 420 com motor DC 12 Euro 5 02/2006... | Modelo: R 420 com motor DT 12 Euro 4 09/2004...08/2005 | Modelo: R 420 com motor DT 12 Euro 4 09/2005... | Modelo: R 470 com motor DT 12 Euro 3 04/2004...09/2006 | Modelo: R 470 com motor DT 12 Euro 4 09/2005...08/2006 | Modelo: R 480 com motor DT 12 Euro 4 09/2006... | Modelo: T 420 com motor DC 12 Euro 3 09/2004...10/2005 | Modelo: T 420 com motor DT 12 Euro 4 09/2004...10/2005 | Modelo: T 470 com motor DT 12 Euro 3 09/2004...10/2005 | Modelos: P 230, P 270, P 310 com motor DC 09 Euro 3 09/2004...09/2006 | Modelos: P 230, P 270, P 310 com motor DC 09 Euro 4 09/2005... | Modelos: P 340, P 380 com motor DC 11 Euro 3 09/2004...09/2006 | Modelos: P 340, P 380 com motor DC 12 Euro 4 09/2005... | Modelos: R 230, R 270, R 310 com motor DC 09 Euro 3 09/2004...09/2006 | Modelos: R 230, R 270, R 310 com motor DC 09 Euro 4 09/2005... | Modelos: R 340, R 380 com motor DC 11 Euro 3 03/2004...09/2006 | Modelos: R 340, R 380 com motor DC 12 Euro 4 09/2005... | Modelos: T 340, T 380 com motor DC 11 Euro 3 09/2004...10/2005 - Volkswagen: Caminhões 17-220, 17-310, 23-210, 23-220, 23-310, 24-220, 26-220, 26-260, 26-310 com motor Cummins 6CTAA 8.3 litros | Caminhões 18-310, 19-320, 31-320 | Caminhões 18.310 Titan Tractor | Caminhões 31-370, 25-370, 19-370 com motor 9,3 litros international | Ônibus 17-320 E, 18-320 EVO, 19-360 E, 24-320E, 25-320E, 25-370E, 25-400E Todos com motor Cummins | Ônibus 19320EOT Quéops evolution com motor Cummins ISC 8,3 litros | Titan Tractor e comstellation com motor Cummins ISC 8,3 litros - Volvo: Caminhões FH12 e NH12. Substitui Melco - ZEN: Utiliza Pinhão ZEN 13130 | Utiliza Pinhão ZEN 13138

## MOTOR

Remy: 8200005 | 8200025 | 8200053 | 8200072 | 8200075 | 8200077 | 8200078 | 8200242 | 8200356 | 8200486 | 8200733 | 19026027 | 19026035

## EQUIVALENTE / Equivalent

Remy: 10512095 | DR10512095

1810

IMPULSOR DE PARTIDA DO MOTOR DE ARRANQUE  
STARTER DRIVE / IMPULSOR DE PARTIDA

FOTO / Photo pg. 112

## APLICAÇÃO / Application / Aplicación

Fiat Allis: Motoniveladora FG 170, FG 170.2, FG 200 e FG 200.2 - Freightliner: Cascadia com motor Cummins ISX | Cascadia com motor DD13, DD15, DD16 | Cascadia com motor Detroit S60 | Cascadia com motor MBE4000 | Century com motor CAT C15, Detroit S60 | Century com motor MBE4000 | Coronado com motor Cummins ISX | Coronado com motor DD15, DD16, DD13 | M2 106 com motor Cummins ISC | M2 112 com motor DD13 | Motor Cat C10/C12/C15, C11/C13/C15 Acert Cummins ISX, ISM, N14 e DDC 60 Séries | Motor MBE 4000 | Severe Duty com motor Cummins ISX | Severe Duty com motor DD13 - Mack: Caminhões Granite com motor Mack MP8 | Caminhões Granite com motor Mack MP8 | Caminhões Pinnacle com motor Mack MP8 | Caminhões TerraPro com motor Mack MP8 - Navistar: Caminhões Paystar com motor Cummins ISX/Cat | Caminhões Prostar com motor Cummins ISX/Cat | Caminhões Transtar com motor Cummins ISX/Cat - New Holland: Motoniveladora 170 e 200 | Motoniveladora 865, 865.2, 885 e 885.2 - Remy: 39MT | Geração III - Volvo: Caminhões VHD com motor Cummins ISX | Caminhões VHD com motor D12 | Caminhões VN com motor Cummins ISX | Caminhões VN com motor D12 | Motor Cummins ISX | Motor D12 - ZEN: Utiliza Pinhão ZEN 13117 | Utiliza Pinhão ZEN 13118 | Utiliza Pinhão ZEN 13119

## MOTOR

Remy: 8200050 | 8200081 | 8200085 | 8200087 | 8200090 | 8200101 | 8200201 | 8200287 | 8200288 | 8200289 | 8200290 | 8200291 | 8200308 | 8200329 | 8200330 | 8200417 | 8200421 | 8200431 | 8200433 | 8200434 | 8200435 | 8200436 | 8200446 | 8200468 | 8200469 | 8200519 | 8200572 | 8200605 | 8200606 | 8200699 | 8200719 | 8600612 | 19011514 | 19011518 | 19011519 | 19011521 | 19011522 | 19011523 | 19011524 | 19011527 | 19011529

## EQUIVALENTE / Equivalent

Remy: 10526468 | DR10526468

1811

IMPULSOR DE PARTIDA DO MOTOR DE ARRANQUE  
STARTER DRIVE / IMPULSOR DE PARTIDA

FOTO / Photo pg. 112

## APLICAÇÃO / Application / Aplicación

Case: Colheitadeira de Cana A7000 e A7700 com motor Cummins | Motoniveladora 865, 865.2, 885 e 885.2 - Cummins: Geradores Cummins C350 D6, C400 D6 com motor Cummins NTA855 - Fiat Allis: Motoniveladora - FG 170, FG 170.2, FG 200 e FG 200.2 | Trator de Esteira FD170 - Freightliner: Cascadia com motor Cummins ISX | Cascadia com motor Detroit S60 | Cascadia com motor MBE4000 | Century com motor CAT C15, Detroit S60 | Century com motor MBE4000 | Coronado com motor Cummins ISX | M2 106 com motor Cummins ISC | Motor Cat C10/C12/C15, C11/C13/C15 Acert, Cummins ISX, ISM, N14 e DDC 60 Séries | Motor MBE 4000 | Prestolite MS2-510, MS2-511, MS2-514 | Severe Duty com motor Cummins ISX | Substitui Mitsubishi FL0379, MIB970379. Denso 428000-4451 | Substitui Mitsubishi MK0077, 009T70077, 8MJ4298AM e VV0977. Denso 428000-4420, 4 - Kenworth: Motor Cat C10/C12, Cummins ISM, CatC9/C11/C13/C15 Acert e Cummins ISX | Prestolite MS2-500, MS2-501, MS2-502, MS2-503, MS2-504, MS2-507, MS2-510, MS2-51 | Substitui/Reemplaza Mitsubishi KW0779, M970979, M009T70979, PC0779, PC0979, PC13 | Substitui/Reemplaza Mitsubishi PC1479, PC1579, PC1779, PC1879, PB0979. Denso 428 - Mack: Caminhões Granite com motor Mack MP10 | Caminhões Granite com motor Mack MP7 | Caminhões Granite com motor Mack MP8 | Caminhões Mack com motor E-7 | Caminhões Mack com motor Mack MP7 | Caminhões Mack com motor Mack MP8 | Caminhões Pinnacle com motor Mack E7 | Caminhões Pinnacle com motor Mack MP10 | Caminhões Pinnacle com motor Mack MP7 | Caminhões Pinnacle com motor Mack MP8 | Caminhões TerraPro com motor Mack E7 | Caminhões TerraPro com motor Mack MP10 | Caminhões TerraPro com motor Mack MP7 | Caminhões TerraPro com motor Mack MP8 | Substitui Mitsubishi MK0077, M009T0077, 8MJ4298AM. Denso 428000-4430, 428000-444 | Substitui Mitsubishi MK1075, MK1078 | Substitui Mitsubishi MK2078 Navistar: Caminhões Paystar com motor Cummins ISX/Cat | Caminhões Prostar com motor Cummins ISX/Cat | Caminhões Transtar com motor Cummins ISX/Cat New Holland: Motoniveladora 170 e 200 - Peterbilt: Denso 428000-4420, 428000-5190 | Motor Cat C10/C12, Cummins ISM, CatC9/C11/C13/C15 Acert e Cummins ISX 386, 388, com motor Cummins ISX | Prestolite MS2-500, MS2-501, MS2-502, MS2-503, MS2-504, MS2-510, MS2-511, MS2-514 | Substitui Mitsubishi KW0779, M970979, M009T70979, PC0779, PC0979, PC1379, PC1479 - Remy: 39MT | Geração II - Volvo: Caminhões VHD com motor Cummins ISX | Caminhões VHD com motor D12 | Caminhões VHD com motor 13L. Com motor Volvo D13 | Caminhões VN com motor 13L | Caminhões VN com motor Cummins ISX | Caminhões VN com motor D12 | Caminhões VN com motor 11L. Caminhões VHD com motor 11L. Motor Volvo D11 | Caminhões VN com motor 16L. Caminhões VHD com motor 16L. Com motor Volvo D16 | Motor D12 | Motor D12 Substitui Mitsubishi VV0279, 20430285, 85103338, M009T70279 e 20520903 | Prestolite MS2-500, MS2-501, MS2-502, MS2-503, MS2-504, MS2-507, MS2-510, MS2-51 | Prestolite MS2-500, MS2-502, MS2-503, MS2-504, MS2-507, MS2-509, MS2-511 | Substitui Mitsubishi 428000-4430, 428000-4440 | Substitui Mitsubishi 8MJ5439M, MK0077, 009T70077, 8MJ4298AM, VV0776 e VV0977. De | Substitui Mitsubishi IN0976, FL0579, FL0975, FL0777, M009T70579, MIB97059, MIB70 | Substitui Mitsubishi VV1076 Motor Cummins ISX | Substitui Mitsubishi VV1979 | Substitui Mitsubishi VV2079 - ZEN: Utiliza Pinhão ZEN 13130 | Utiliza Pinhão ZEN 13131 | Utiliza Pinhão ZEN 13132

## MOTOR

Remy: 8200032 | 8200034 | 8200039 | 8200040 | 8200041 | 8200050 | 8200081 | 8200085 | 8200087 | 8200090 | 8200101 | 8200182 | 8200201 | 8200223 | 8200287 | 8200288 | 8200289 | 8200290 | 8200291 | 8200417 | 8200469 | 8200572 | 19011507 | 19011509 | 19011511 | 19011512 | 19011513 | 19011514 | 19011518 | 19011519 | 19011521 | 19011522 | 19011523 | 19011527 | 19011529

## EQUIVALENTE / Equivalent

Remy: 10511410 | DR10511410

1828

IMPULSOR DE PARTIDA DO MOTOR DE ARRANQUE  
STARTER DRIVE / IMPULSOR DE PARTIDA

FOTO / Photo pg. 112

## APLICAÇÃO / Application / Aplicación

Allis Chalmers: Tratores - Case: Máquinas - Cummins: Motores - Deutz: Tratores

1828

IMPULSOR DE PARTIDA DO MOTOR DE ARRANQUE  
STARTER DRIVE / IMPULSOR DE PARTIDA

FOTO / Photo pg. 112

## MOTOR

Denso: 280004800 | 280005300 | 280005301 | 280005510 | 280005511 | 280005530 | 280005531 | 280005532 | 280005541 | 280005543 | 280005550 | 280005551 | 280005552 | 280005553 | 280005560 | 280005561 | 280005570 | 280005571 | 280005620 | 280005660 | 280005661 | 280005690 | 280005691 | 280005692 | 280005693 | 280005832 | 280005833 | 280005834 | 280005835 | 280005840 | 280005841 | 280005850 | 280005860 | 280005862 | 280005863 | 280005871 | 280005890 | 280005891 | 280006060 | 280006061 | 280006062 | 280006200 | 280006201 | 280006290 | 280006291 | 280006340 | 280006341 | 280006460 | 280006461 | 280006462 | 280006463 | 280006590 | 280006591 | 280006780 | 280006870 | 280006871 | 280006872 | 280006880 | 280006881 | 280006882 | 280006891 | 280006892 | 280006893 | 280006900 | 280006901 | 280006902 | 280006910 | 280006911 | 280006912 | 280006950 | 280006951 | 280007140 | 280007241 | 280007242 | 280007400 | 280007540 | 280007542 | 280007731 | 280007732 | 280007800 | 280007801 | 280007802 | 280007810 | 280007811 | 280008070 | 280008071 | 280008072 | 280008490 | 280008491 | 280008500 | 280008501 | 280008840 | 280008841 | 280008842 | 280009331 | 280009332 | 280009333 | 1280000292 | 1280000380 | 1280000381 | 1280000382 | 1280000383 | 1280000520 | 1280000530 | 1280000531 | 1280000532 | 1280000972 | 1280000973 | 1280001000 | 1280001001 | 1280001060 | 1280001561 | 1280001570 | 1280001571 | 1280001572 | 1280001573 | 1280001574 | 1280001580 | 1280001581 | 1280001582 | 1280001583 | 1280001584 | 1280001585 | 1280001790 | 1280002930 | 1280002931 | 1280002932 | 1280002933 | 1280003080 | 1280003081 | 1280003082 | 1280003512 | 1280003513 | 1280003514 | 1280004100 | 1280004101 | 1280005091 | 1280005380 | 1280005381 | 1280005382 | 1280006170 | 1280006171 | 1280006172 | 1280006173 | 1280006180 | 1280006181 | 1280006182 | 1280006183 | 1280006184 | 1280006810 | 1280006811 | 1280006812 | 1280006822 | 1280006823 | 1280006830 | 1280006831 | 1280006832 | 1280006833 | 1280006860 | 1280006861 | 1280007280 | 1280007281 | 1280007282 | 1280007283 | 1280007290 | 1280007291 | 1280007292 | 1280007293 | 1280007294 | 1280007360 | 1280007361 | 1280007362 | 1280007363 | 1280007920 | 1280007921 | 1280007922 | 1280007923 | 1280007932 | 1280007933 | 1280008290 | 1280008620 | 1280008621 | 1280009580 | 1280009581 | 1280009582 | 1280009970 | 1280009971 | 2280000270 | 2280000271 | 2280000281 | 2280000282 | 2280000291 | 2280000292 | 2280000350 | 2280000351 | 2280000570 | 2280000571 | 2280001590 | 2280001591 | 2280001600 | 2280001601 | 2280001610 | 2280001611 | 2280001661 | 2280001671 | 2280001790 | 2280001791 | 2280001830 | 2280002030 | 2280002031 | 2280002110 | 2280002111 | 2280002290 | 2280002660 | 2280003070 | 2280003080 | 2280003090 | 2280003100 | 2280003230 | 2280003710 | 2280003810 | 2280004680 | 2280005641 | 2280005830 | 2280005980 | 2280005990 | 2280006380 | 2280006470 | 2280006471 | 2280007550 | 2280009020 | 4280001190 | 4280001850 | 4280001860 | 4280002370

## EQUIVALENTE / Equivalent

Carga: 138681 - Denso: 0283001971 | 0283005380 | 0283005381 | 0283005390 | 0283005391 | 1280995060 - John Deere: CH12485 - Unipoint: SD5170

1829

IMPULSOR DE PARTIDA DO MOTOR DE ARRANQUE  
STARTER DRIVE / IMPULSOR DE PARTIDA

FOTO / Photo pg. 112

## APLICAÇÃO / Application / Aplicación

Case: 1835B | 1845 | 1845B | 207D | 450B | 480C - ZEN: Utiliza Pinhão ZEN 9302

## MOTOR

Denso: 280005880 | 1280002740 | 1280003120 | 1280004220 | 1280004910 | 2280002290 | 2280002670 | 2280003310 | 2280003320 | 2280003810 | 2280007300 | 4280000190 | 4280001190 | 4280001850 | 4280001860

## EQUIVALENTE / Equivalent

Denso: 0283002040 | 0283005650 | 0283005651 | 0283005670 | 0283007802 - Unipoint: SD5071

1831

IMPULSOR DE PARTIDA DO MOTOR DE ARRANQUE  
STARTER DRIVE / IMPULSOR DE PARTIDA

FOTO / Photo pg. 112

## APLICAÇÃO / Application / Aplicación

Bobcat: 853 | 853C | 853H | 853HC - Case: 7120 - Caterpillar: 3114 - ZEN: Utiliza Pinhão ZEN 9402

## MOTOR

Denso: 280006780 | 280993570 | 1280001060 | 1280002560 | 1280005370 | 1280005730 | 1280005731 | 1280005732 | 1280008290 | 2280000271 | 2280000630 | 2280001350 | 2280001420 | 2280001830 | 2280002200 | 2280003700 | 2280005311 | 2280005460 | 2280005641 | 2280007380 | 2280007500 | 2280007550 | 4280001660

## EQUIVALENTE / Equivalent

Denso: 0283003690 | 0283003691 | 0283005450 | 0283006690 | 0283006691 | 0283006692 - Unipoint: SD5080

1837

IMPULSOR DE PARTIDA DO MOTOR DE ARRANQUE  
STARTER DRIVE / IMPULSOR DE PARTIDA

FOTO / Photo pg. 112

## APLICAÇÃO / Application / Aplicación

Caterpillar: Blue Diamond USA | Cat 3216 7.2 F650 - Ford: Tratores - John Deere: Colheitadeira | Trator 6600 | Trator 6605 | Trator 7505 - New Holland: Trator 660

## MOTOR

Prestolite: 35260900 | 35260910 | 35261345

## EQUIVALENTE / Equivalent

Prestolite: K01555

1846

IMPULSOR DE PARTIDA DO MOTOR DE ARRANQUE  
STARTER DRIVE / IMPULSOR DE PARTIDA

FOTO / Photo pg. 113

## APLICAÇÃO / Application / Aplicación

Hyster: Empilhadeira - ZEN: Utiliza Pinhão 10048

**1846**IMPULSOR DE PARTIDA DO MOTOR DE ARRANQUE  
STARTER DRIVE / IMPULSOR DE PARTIDA

FOTO / Photo pg. 113

EQUIVALENTE / Equivalent

Denso: 0283010760 | 0283010761

**1878**IMPULSOR DE PARTIDA DO MOTOR DE ARRANQUE  
STARTER DRIVE / IMPULSOR DE PARTIDA

FOTO / Photo pg. 113

APLICAÇÃO / Application / Aplicación

John Deere: RE526375 | RE527400

MOTOR

Bosch: 0001260001

EQUIVALENTE / Equivalent

Bosch: 2006209550

**1880**IMPULSOR DE PARTIDA DO MOTOR DE ARRANQUE  
STARTER DRIVE / IMPULSOR DE PARTIDA

FOTO / Photo pg. 113

APLICAÇÃO / Application / Aplicación

Cub Cadet: KH 2509809S - John Deere: AM132702 | MIA11257 | MIA11473 - Kawasaki: 211637021 - Kohler : 2509808 | 2509808S | 2509809 | 2509809S | 2509811 | 2509811S - Kubota: E719463010 | E719463012

EQUIVALENTE / Equivalent

Remy: 113218

**1881**IMPULSOR DE PARTIDA DO MOTOR DE ARRANQUE  
STARTER DRIVE / IMPULSOR DE PARTIDA

FOTO / Photo pg. 113

APLICAÇÃO / Application / Aplicación

Liugong: Carregadeira 835 Maxxor XCMG ZL30H SLDG 938

MOTOR

Cummins: 4948058 | C4948058 - Deutz: 13028386 - Prestolite: M93R3001SE | M93R3013SE

EQUIVALENTE / Equivalent

Prestolite: M93R3001SE

**1883**IMPULSOR DE PARTIDA DO MOTOR DE ARRANQUE  
STARTER DRIVE / IMPULSOR DE PARTIDA

FOTO / Photo pg. 113

APLICAÇÃO / Application / Aplicación

Clark: Empilhadeira

EQUIVALENTE / Equivalent

TJ: 407

**1885**IMPULSOR DE PARTIDA DO MOTOR DE ARRANQUE  
STARTER DRIVE / IMPULSOR DE PARTIDA

FOTO / Photo pg. 113

APLICAÇÃO / Application / Aplicación

John Deere: Máquinas Agrícolas

MOTOR

Denso: AM133636 | 1280001870 | 1280004870 | 1280007480 | 2280000120 | 2280002640 | 2280007990 | 2280009261 | 2800002640 | 2800007190 - John Deere: AM107631 | AM108390 | AM124993 | AM127877 | AM131296 - Kawasaki: 211637002 | 211637004 | 211637014 | 211637015 | 211637026 - Kohler : 1209803 | 2409801 | 1209803S | 2409801S - Kubota: E719563010 - Mitsubishi: MD184420 - New Holland: K0H2409801 - Onan: 1911906 | 1912107

EQUIVALENTE / Equivalent

Cargo: 234970 - Denso: 0283006010

**1898**IMPULSOR DE PARTIDA DO MOTOR DE ARRANQUE  
STARTER DRIVE / IMPULSOR DE PARTIDA

FOTO / Photo pg. 113

APLICAÇÃO / Application / Aplicación

Ahlmann: Carregadeira AL 100 BF4L2011 - Atlas: Compressor XAHS 107 C2 | Compressor XAHS 37 DD | Compressor XAS 137 C2 | Máquina Rolo AW 240 | Máquina Rolo AW 260 | Máquina Rolo AW 300 - Kramer : Carregadeira 8085 | Carregadeira 8085T | Carregadeira 8095 | Carregadeira 8095T | Carregadeira 8105 Sandvik : Equipamento de Construção DS310 - Schaeffer: Carregadeira 5680Z | Carregadeira 6680Z | Carregadeira 8600Z - Terex: Escavadeira TL80EX TC85

MOTOR

Deutz: F2L201 | 04132652 | 04300285 | D2011L3 | F2M2011 | F3L1011 | F4L2011 | TD2011L3 | TD2011L4 | D2011L2 | BF4L1011FT - Iskra: AZE6537 | AZE6554 | AZE6556 | AZE6563 | AZE6567 | AZE6589 | 11131663 | 11131948 | 11131950 | 11132077 | 11132095 | 11132378 - KHD: 1181751 | 1182382 | 1182384 | 1182386 | 1183404 | 01183404 | 4300006 - Kramer: 1000124272

1898

IMPULSOR DE PARTIDA DO MOTOR DE ARRANQUE  
STARTER DRIVE / IMPULSOR DE PARTIDA

FOTO / Photo pg. 113

## EQUIVALENTE / Equivalent

Ahlmann: 4184190A | 72735657 - Iskra: 16911538

1928

IMPULSOR DE PARTIDA DO MOTOR DE ARRANQUE  
STARTER DRIVE / IMPULSOR DE PARTIDA

FOTO / Photo pg. 113

## APLICAÇÃO / Application / Aplicación

Case: Pá Carregadeira - John Deere: Tratores

## EQUIVALENTE / Equivalent

Cargo: 133545 - Facet: 10533 | 10632 | 10633 - Lester: 3300 | 4000 | 4100 | 4211 | 4248 | 4251 | 4268 | 4307 | 4318 | 4943 | 4994 | 4995 | 6164 | 6510 | 6707 | 6731 | 6733 | 6737 - Lucas Indiel: 223191 - Remy: D2037 | A43652 | 1877345 | 1947912 | 1968131 | 1970376 | 1971706 | 10479522 | 10497522

1929

IMPULSOR DE PARTIDA DO MOTOR DE ARRANQUE  
STARTER DRIVE / IMPULSOR DE PARTIDA

FOTO / Photo pg. 113

## APLICAÇÃO / Application / Aplicación

Tramontini: Trator T3230-2 1.8 32CV 2010... | Trator T3230-4 1.8 32CV 2010... | Trator T5045-2 2.5 50CV 2010... | Trator T5045-4 2.5 50CV 2010...

## MOTOR

Bosch: F000AL0154

## EQUIVALENTE / Equivalent

Bosch: F000AL2856

1937

IMPULSOR DE PARTIDA DO MOTOR DE ARRANQUE  
STARTER DRIVE / IMPULSOR DE PARTIDA

FOTO / Photo pg. 113

## APLICAÇÃO / Application / Aplicación

John Deere: 5045D 3.029 PowerTech, 3cyl. 179 CI Turbo Dsl 2008...2014

## MOTOR

Bosch: F002G20658 - Lester: 19331

1944

IMPULSOR DE PARTIDA DO MOTOR DE ARRANQUE  
STARTER DRIVE / IMPULSOR DE PARTIDA

FOTO / Photo pg. 113

## APLICAÇÃO / Application / Aplicación

Agrale: Agrale Maquinário Agrícola 4230 M790 1.3 30HP

## MOTOR

Agrale: 7007010010005 | 7007010018008 - Iskra: AZE2194 | 11131518

## EQUIVALENTE / Equivalent

Iskra: 16907851 | 72739187

1948

IMPULSOR DE PARTIDA DO MOTOR DE ARRANQUE  
STARTER DRIVE / IMPULSOR DE PARTIDA

FOTO / Photo pg. 113

## APLICAÇÃO / Application / Aplicación

Caterpillar: 938H - Denso: Motores P8 PLGR 24V 13T - John Deere: Carregadeira 824J, 824K JD 13.5L 29HP Diesel | Carregadeira 844K JD 13.5L 330HP Diesel | Escavadeira 450C LC | Motores Marine - Perkins: Motores Marine C6.6

## EQUIVALENTE / Equivalent

Denso: 19050199

1951

IMPULSOR DE PARTIDA DO MOTOR DE ARRANQUE  
STARTER DRIVE / IMPULSOR DE PARTIDA

FOTO / Photo pg. 113

## APLICAÇÃO / Application / Aplicación

Hurlimann: Tratores 345 - 355 - 360 - 470 - 480 - 490 - 5110 - 6130 - 6160 - 358 - 476 - 488T - 496 - 6135 - 6136 - 6160 - 6190 - Lamborghini: Tratores 115 - 135 - 1356 - 1556 - 165 ç 190 - 345 - 573 - 574 - 654 - 674 - 684 - 754 - 774 - 775 - 874 - R613DT - R653F - R714F - Same: Trator Aurora 45 | Tratores Antares 110 - 130 - Steyr Puch: Tratores 288 - 290 - 406 - 50 - 650 ç 658 - 760 - 768 - 988

## MOTOR

Iskra: 11130179 | 11130201 | 11130414 | 11130595 | 11130626 | 11130686 | 11130692 | 11130705 | 11130710 | 11130821 | 11130861 | 11130887 | 11130895 | 11131017 | 11131085 | 11131144 | 11131236 - Lester: 17258

## EQUIVALENTE / Equivalent

Cargo: 230280 - Iskra: 16901752

1952

IMPULSOR DE PARTIDA DO MOTOR DE ARRANQUE  
STARTER DRIVE / IMPULSOR DE PARTIDA

FOTO / Photo pg. 113

## APLICAÇÃO / Application / Aplicación

John Deere: Colheitadeira 6610 6076 7.6L Diesel 1992...1995 | Colheitadeira 6810 Cummins NTA-855 14.0L Turbo Diesel 1992...1997 | Colheitadeira 6910 6068HT 6.8L Turbo Diesel 1997...2001 | Colheitadeira 6910 Cummins NTA-855 14.0L Turbo Diesel 1992...1997 | Trator 6505 6068D 6.8L Diesel | Trator 6510 4045T 4.5L Turbo Diesel 1998...2001 | Trator 6510L 4045T 4.5L Turbo Diesel 1998...2001 | Trator 6510S 4045T 4.5L Turbo Diesel 1998...2001 | Trator 6520 4045T 4.5L Turbo Diesel 2002...2005 | Trator 6520 Premium 6068 6.8L Diesel 2001...2006 | Trator 6520L 4045T 4.5L Turbo Diesel 2002...2005 | Trator 6520L 6068HT 6.8L Turbo Diesel 2002...2007 | Trator 6520SE 4045T 4.5L Turbo Diesel 2002...2005 | Trator 6520SE 6068HT 6.8L Turbo Diesel 2002...2007 | Trator 6610 6076 7.6L Diesel 1992...1995 | Trator 6610SE 6068T 6.8L Turbo Diesel 1997...2002 | Trator 6620 6068T 6.8L Turbo Diesel 2002...2005 | Trator 6715 6068T 6.8L Turbo Diesel 2002...2005 | Trator 6820 6068H 6.8L Turbo Diesel 1997...2005 | Trator 6910 6068HT 6.8L Turbo Diesel 1997...2001 | Trator 6910 Cummins NTA-855 14.0L Turbo Diesel 1992...1997 | Trator 6910S 6068T 6.8L Turbo Diesel 1997...2001 | Trator 6920S 6068 6.8L Diesel 2002...2008 | Trator 7220 6068H 6.8L Turbo Diesel 2002...2006 | Trator 7320 6068H 6.8L Turbo Diesel 2002...2006 | Trator 7420 6.8LL 1994...2017 | Trator 7520 6531T 8.7L Turbo Diesel 1994...1998 | Trator 8870 6068T 6.8L Turbo Diesel 1997...2001

## MOTOR

Bosch: 0001230002 - John Deere: AL81154 | RE50326 - Lester: 18361

## EQUIVALENTE / Equivalent

Bosch: 6033AD0267 | 6033AD3106 - John Deere: RE503358

1957

IMPULSOR DE PARTIDA DO MOTOR DE ARRANQUE  
STARTER DRIVE / IMPULSOR DE PARTIDA

FOTO / Photo pg. 113

## APLICAÇÃO / Application / Aplicación

Ford: Tratores - Isuzu: Amigo L4 2.3L 2254CC 1989...1993 | Amigo L4 2.6L 2559CC 1989...1989 | Impulse L4 2.0L 1994CC 1985...1989 | Impulse L4 2.3L 2254CC 1988...1989 | Motores Modelo 4ZE1 | Pickup L4 2.3L 2254CC 1986...1995 | Pickup L4 2.6L 2559CC 1988...1989 | Trooper L4 2.3L 2254CC 1986...1987 | Trooper L4 2.6L 2559CC 1988...1990 - Kubota: Trator L2250 | Trator L275 | Trator L2550 | Trator L285 | Trator L295 | Trator L3100 | Trator L3450 | Trator L3650 - New Holland: Tratores

## MOTOR

Kubota: 1542563011 | 1550163012 | 1551163011 | 1552163012 | 1961663012 - Nippon: 0280006261 | 0280007740 | 0280008432 | 0280008740 | 0280009031 | 0280009032 | 1280000120 | 1280000130 | 1280000180 | 1280000181 | 1280000280 | 1280000300 | 1280000940 | 1280000950 | 1280001900 | 1280002131 | 1280002140 | 1280002190 | 1280004570 | 1280005080 | 1280005630 | 1280005691 | 1280006990 | 1280007471 | 2280000211

## EQUIVALENTE / Equivalent

Cargo: 132864 - Denso: 0283002200 | 0283005490 | 0283005710 | 0283006210 - Honda: 31204657671 - Isuzu: 8941291870 - Kubota: 1552163041 - Nippon: 0283001800 | 0283002200 | 0283005490 | 0283005710 | 0283006210

**0035**

PINHÃO  
PINION / PIÑON

FOTO / Photo pg. 114

**APLICAÇÃO / Application / Aplicación**

Fiat Allis: 673 MWM Diesel | 805C MWM - Lancia: Beta Z50 | Esadelta B | Esagamma | Esatu - Mercedes Benz: OM321 | OM324 | OM326 - Volvo: DR860 | DR860T | LM1240 | LM840 | S950 | SM868 | T800 | T814 | VHK116 | VHK118 | VHK310

**MOTOR**

Bosch: 0001400152 | 0001401007 | 0001401025 | 0001401041 | 0001401049 | 0001401050 | 0001401051 | 0001401052 | 0001401061 | 0001401066 | 0001401074 | 0001402008 | 0001402050 | 0001402054 | 0001402055 | 0001402058 | 0001402059 | 0001402060 | 0001402061 | 0001402071 | 0001402075 | 0001402080 | 0001402081 | 0001402083 | 0001501001 | 0001501038 | 9967600004 - Efel: 22202 - Fiat: 587624 | 4127580 | 8961386 | 8962211 | 8962232 - Iskra: 10130121 | 10130123 | 11130005 | 11130009 | 11130104 | 11130115 | 11130148 - Magneti Marelli: 63211627 | 63211665 | 63211669 | 63213127 | 63213812 | 63214349 | 63214371 | 63216225 | 63216325

**EQUIVALENTE / Equivalent**

Bosch: 2006380010 | 2006380410 | 2006380418 | 2006381410 - Fiat: 8122125 | 9004794 | 9923779 - Iskra: 18100098 - Italacciai: SP201 - Lester: 16369 | 17108 | 18039 - Lucas Indiel: 223104

**0036**

PINHÃO  
PINION / PIÑON

FOTO / Photo pg. 114

**APLICAÇÃO / Application / Aplicación**

Alfa Romeo: 400 | 450 - Caterpillar: Motoniveladora 12E ...01/1973 - Fiat: Caminhão FNM D9500 - KHD: D8005 | M90D7FL | M90D7L - Lancia: Esadelta | Esaro 3RO | Esatu - Scania: DS11 R82A marítimo com turbo compressor Holset 4 LE | Motor D11 marítimo ED 1966 | Motor D11 R81 marítimo ED 1966...1970 | Motor DSI11 R82A | Ônibus B115 ... 04/1975 | Ônibus BR110 ... 04/1975 | Ônibus BR115S ... 04/1975

**MOTOR**

Bosch: 0001401002 | 0001401044 | 0001401045 | 0001401046 | 0001402002 | 0001402051 | 0001402052 | 0001402053 | 0001402057 | 0001501003 | 0001501020 | 0001501032 | 9000085004 | 9967600005 - Femsas: MTH241 | MTH242 | MTH244 - Iskra: 11130158

**EQUIVALENTE / Equivalent**

Bosch: 2006380558 | 2006381558 - Femsas: 3550 - Fiat: 9008738 - Iskra: 18100021 - Italacciai: SP205 - Lucas Indiel: 223105 - Volkswagen: 2431807

**0078**

PINHÃO  
PINION / PIÑON

FOTO / Photo pg. 114

**APLICAÇÃO / Application / Aplicación**

Fiat: 180 | 210 - Massey Ferguson: 44 | 55 | 55C | 600 | 66 | 66C | 700C | 77C | C44 | D66

**MOTOR**

Bosch: 0001410026 | 0001410027 | 0001410035 | 0001410047 | 0001410094 | 0001415007 | 0001416004

**EQUIVALENTE / Equivalent**

Bosch: 2006382154 | 2006383154

**0087**

PINHÃO  
PINION / PIÑON

FOTO / Photo pg. 114

**APLICAÇÃO / Application / Aplicación**

ABG: Jumbo 140 - Aifo: M32S | M42S | M52S - Asia Motors: PR425 - Case: Pá Carregadeira com motor Scania | Trator 2470 | Trator 4490 | Trator W36 - Daf: 95310 | 95330 | 95350 | 95360 | 95380 | 95400 | 95430 - Falr: M1620H - Fiat: 13.304F | 159 | 190 F20-190 (Unic V 85 S) | 190PAC20 | 260 | 260 (Unic V 85 S) | 26304DFS | 30.304DFS - Caminhão 130NC | Caminhão 150NC | Caminhão 190 | NC20-170 | NR | NT20 - Fiat Allis: Trator de Esteiras AD14 com motor Scania Fiat Iveco: 130.20 | 150.20 | 159.20 | 170.20 | 190.20 - Ford: Caminhão Cargo 1317 | Caminhão Cargo 1320 | Caminhão Cargo 1517 | Caminhão Cargo 1520 | Caminhão Cargo 1617 | Caminhão Cargo 1620 | Caminhão Cargo 2220 | Caminhão Cargo 2420 | Caminhão Cargo 2817 | Caminhão Cargo 3020 | Caminhão Cargo 3220 - KHD: DL1300 | F6L413 | F8L413 | L | M150E10 | M150L10 | M170D | M200L | M232D | R | S | SH | TL | TR - Massey Ferguson: Trator MF4780 (SSB-DN11) | Trator MF4780 com motor Scania DN11 - Mercedes Benz: Caminhão MB856 | Caminhão MB858 | Caminhão MB866 | Caminhão MB868 - Pegaso: 1228T | 1231 | 1236 | 1331 | 1431 | 2331 | 2431K | 3560 | 5023 | 5024 | 5036 | 6038 | 6420 | 6424 - Scania: Caminhão 140 | Caminhão 140 Super | Caminhão 141 Super | Caminhão 145 | Caminhão BR145 | Caminhão CR145L | Caminhão CR145T | Caminhão CR145X | Caminhão DSI14 | Caminhão L101 | Caminhão L142 | Caminhão LK140 | Caminhão LK141 | Caminhão LK142 | Caminhão LKS140 | Caminhão LKS141 | Caminhão LKS142 | Caminhão R142 | Caminhão R142-410 | Caminhão T142 | Caminhão T142-410 | Chassi p/ ônibus K112, S112 | Ônibus BR115 05/1975... | Ônibus BR115S 05/1975... | Ônibus BR116 05/1975... | Ônibus BR116S 05/1975... - Valmet: 110KVA | 115KVA | 125KVA | 150KVA (V1308) - Volvo: Caminhão 59 | Caminhão B10M | Caminhão B58 | Caminhão F10 | Caminhão F88 | Caminhão FB88 | Caminhão G88.T | Caminhão N | Caminhão N10 | Caminhão N12 | Caminhão NB88TS | Caminhão NL10210 | Caminhão NL10340 | Caminhão NL12400 | Caminhão R | Caminhão T | Chassi p/ ônibus B10M | Chassi p/ ônibus B58E

<b>0087</b>	PINHÃO PINION / PIÑON	FOTO / Photo pg. 114
<b>MOTOR</b>		
Bosch: 0000084013   0001410019   0001410032   0001410034   0001410037   0001410044   0001410046   0001410050   0001410062   0001410063   0001410069   0001410074   0001410077   0001410087   0001410098   0001410102   0001410106   0001410111   0001410115   0001411005   0001411010   0001411012   0001411013   0001411015   0001411016   0001411036   0001413018   0001414008   0001414019   0001415008   0001415009   0001415011   0001415013   0001415017   0001416003   0001416005   0001416006   0001416007   0001416008   0001416009   0001416011   0001416012   0001416030   0001416031   0001416032   0001416033   0001416034   0001416035   0001416036   0001416039   0001416048   0001416049   0001416050   0001416053   0001416058   0001416062   0001416067   0001416068   0001416069   0001416070   0001416071   0001416075   0001416076   0001417002   0001417016   0001417022   0001417023   0001417024   0001417033   0001417035   0001417042   0001417043   0001417044   0001417045   0001417047   0001417048   0001417054   0001417055   0001417056   0001417060   0001417066   0001417068   0001417071   0001417072   0001418010   9000084010   9000084012   9000084013   9000084014   9000084017   9000084018   9000084019   9000084021 - Fiat: 61227993 - Italacciai: 1410032 - Pegaso: 6100S		
<b>EQUIVALENTE / Equivalent</b>		
Bosch: 2006382018   2006382019   2006382152   2006382156   2006382172 - Cargo: 130418 - Efel: 10779 - Fiat: 8122126   9004229   9984246 - Iskra: 15100152 Italacciai: SP208 - Lester: 17094   18117   18220   18222   18253 - Lucas: TMB156 - Lucas Indiel: 222421   223204		

<b>0088</b>	PINHÃO PINION / PIÑON	FOTO / Photo pg. 114
<b>APLICAÇÃO / Application / Aplicación</b>		
Asia Motors: Compressor AX430 - Case: Pá Carregadeira W36 com motor Cummins - Caterpillar: Cat D300   Moto Scraper 631E   Trator de Esteiras D8L e 631E Cummins: Motor 250 Super   Motor N   Motor N855   Motor NT   Motor NTA   Motor NTTA855 - Komatsu: Trator de Esteiras D60A com motor Cummins N855   Trator de Esteiras D60E com motor Cummins N855   Trator de Esteiras D60F com motor Cummins N855   Trator de Esteiras D65 com motor Cummins N855   Trator de Esteiras D65A com motor Cummins N855 - Mafersa: Trator M série M 240 Cummins 6CTA 8.3 09/1991...		
<b>MOTOR</b>		
Bosch: 0001411007   9000084008   9000084020   9000084022   9000084023		
<b>EQUIVALENTE / Equivalent</b>		
Bosch: 2006382168 - Lucas Indiel: 223181		

<b>0089</b>	PINHÃO PINION / PIÑON	FOTO / Photo pg. 114
<b>APLICAÇÃO / Application / Aplicación</b>		
Case: Pá Carregadeira W36B turbo - Caterpillar: Motoniveladora 120B   Motoniveladora 140B (3306)   Motores geradores 3304T   Motores geradores 3306T   Pá Carregadeira 930   Pá Carregadeira 966   Trator de Esteiras D4E   Trator de Esteiras D6D - Cummins: Chassi p/ ônibus RC210   Chassi p/ ônibus UC210   Motor 6C 8.3 lts   Motor 6CT 8.3 lts   Motor 6CTA 8.3 lts - Komatsu: Esteira D60F com motor Cummins N855C 1993...   Esteira D65E com motor Cummins N855C 1993...   Esteira D73E com motor Cummins N855C 1993...   Esteiras D60E com motor Cummins N855C 1993...   Trator WA 180 Cummins 6BT 5.9 02/1997... - Mafersa: Trator M série M 210 Cummins 6CTA 8.3 09/1991... - Volkswagen: Caminhão VW14.170   Caminhão VW14.210   Caminhão VW16.170   Caminhão VW16.210 - Volvo: FH12 1993   FH12 1995   FL7 1991   FM12 1998   FS7 1994...1996		
<b>MOTOR</b>		
Bosch: 0001416061   0001417065   0001417075   9000084007   9000084009   9000084024   9000084026		
<b>EQUIVALENTE / Equivalent</b>		
Bosch: 2006382190   9001084064 - Lucas Indiel: 222422		

<b>9028</b>	PINHÃO PINION / PIÑON	FOTO / Photo pg. 114
<b>APLICAÇÃO / Application / Aplicación</b>		
Caterpillar: Máquinas com motor D330C   Máquinas com motor D333C   Máquinas com motor D334C   Máquinas com motor D336C   Máquinas com motor D344C - ZEN: Utilizado no Impulsor ZEN 0097		
<b>MOTOR</b>		
Ford: C8ZF11000C   D3OZ11002A   D4TZ11002E   D3TF11000CA   D3TF11001CA - Remy: 1109624   1109628   1109637   1109638   1109998   1113353   1113366   1113371   1113378   1113386   1113393   1113407   1113472   1113477   1113628   1113631   1113670   1113827   1113848   1113853   1113891   1113904   1113928   1113934   1113943		

<b>9074</b>	PINHÃO PINION / PIÑON	FOTO / Photo pg. 114
<b>APLICAÇÃO / Application / Aplicación</b>		
Caterpillar: Máquinas equipadas com motor D311   Máquinas equipadas com motor D320   Máquinas equipadas com motor D330   Máquinas equipadas com motor D333   Máquinas equipadas com motor D342   Máquinas equipadas com motor D343 - Cummins: Motor Cummins 42 MT 12/14V - John Deere: John Deere 42 MT Massey Ferguson: Massey Ferguson - ZEN: Utilizado no Impulsor ZEN 0110		



<b>9074</b>	PINHÃO PINION / PIÑON	FOTO / Photo pg. 114
<b>MOTOR</b>		
Caterpillar: 7M8651 - Chrysler: 15056   15113 - Ford: C3TF11000A   C3TZ11001A   C4TF11000A   C4TZ11002A   C5TZ11002C   C6TF11001A   C9HZ11000C   D3TF11000A - Leece Neville: CATF11000A   CATZ11002A - Remy: 1109625   1109627   1109631   1109636   1109642   1109643   1109649   1109755   1109759   1113475   1113519   1113643   1113645   1113832   1113884   1113952   1113955   1113956   1113957   1113958   1113965   1113966   1113968   1113970   1113971   1113972   1113973   1113974   1113975   1113977   1113978   1113979   1113981   1113983   1113986   1113994   1113995   1113997   1114066   1114092   1114140   1114143   1114145   1114148   1114150   1114197   10478802   10478813   10478824   10478829   10478894   10478911   10478986   10478998		

<b>9186</b>	PINHÃO PINION / PIÑON	FOTO / Photo pg. 114
<b>APLICAÇÃO / Application / Aplicación</b>		
Honda: Civic 1.3 - 1.4 - 1.5 - 1.6   Concerto 1.3 - 1.4 - 1.5 (16v)   Shuttle 1.5 - 1.6 - Kubota: Tratores - Toyota: 2S - 2Y - 3Y - 4Y   Camry 1.8 - 2.0   Carina II 1.8 - 2.0   Corolla 1.8 - 2.0   MR2 - ZEN: Utilizado no Impulsor ZEN 0947 e ZEN 0818		
<b>MOTOR</b>		
Honda: DRK1E   31200657671   31200675671   31200689661   31200689662   31200PA0671   31200PB2016   31200PC2004   31200PC2661   31200PC2662   31200PC2671   31200PC2672   31200PC6661   31200PD2661   31200PE0661   31200PE1671   31200PG6911   31200PM3003   31200PV2662   31200PV2671 Nippondenso: 128000721   128005080   128007210   280001661   280002911   280004020   280004021   280004044   280004240   280004241   280004242   280004243   280004250   280004251   280004252   280004253   280004320   280004321   280004322   280004323   280004340   280004341   280004342   280004343   280004450   280004510   280004512   280004540   280004550   280004900   280004940   280004951   280005100   280005820   280005821   280005822   280005900   280005910   280005912   280006000   280006001   280006030   280006040   280006140   280006360   280006361   280006362   280006620   280006701   280006710   280006711   280007190   280007191   280007320   280007321   280007380   280007390   280007391   280007392   280007550   280007560   280007620   280007700   280007990   280008000   280008050   280008060   280008080   280008180   280008220   280008380   280008620   280008670   280009070   280009120   280009121   280009260   280009270   280009320   280009321   280009340   280009380   280009720   280009730   280009860   1280000120   1280000130   1280000280   1280000300   1280000400   1280000590   1280000620   1280000622   1280001240   1280001250   1280001350   1280001370   1280001440   1280001900   1280002040   1280002060   1280002180   1280002190   1280002590   1280003350   1280004420   1280005080   1280005340   1280005561   1280005571   1280005580   1280005581   1280005630   1280005691   1280005700   1280005780   1280007210   1280008200   1280008210   1280008500   1280009950 - Toyota: 2810010040   2810013010   2810015020   2810015040   2810015070   2810015130   2810015180   2810016020   2810016080   2810020550   2810020551   2810020552   2810026043   2810026053   2810026061   2810026063   2810026070   2810026100   2810026110   2810026120   2810027050   2810034044   2810034052   2810034060   2810034080   2810041060   2810045030   2810045031   2810045032   2810060070   2810063020   2810063050   2810072010   2810072020   2810072090		
<b>EQUIVALENTE / Equivalent</b>		
Honda: 31213671671   31221657004 - Lester: 16248   16586   16600   16760   16761   16905   16906   17027   17028   17101   17118   17254   17345   17365   17374   17378   17606 - Nippondenso: 0280993088   0280993090   0283001603 - Toyota: 2801126041   2801126042 - Unipoint: SD5201		

<b>9260</b>	PINHÃO PINION / PIÑON	FOTO / Photo pg. 114
<b>APLICAÇÃO / Application / Aplicación</b>		
John Deere: John Deere Excavator - Massey Ferguson: MF-1205 1993...1996   MF-1220 Isekinouki 3-69 Diesel 1993...1999   MF-1230 1993...2000   MF-1235 1997...2000		
<b>MOTOR</b>		
Isuzu: 5811000860   5811001550   5811001660   5811001661   5811001830   8941233870   8941337583   8941492490   8941702050   8944127301 - Nippondenso: 128000830   280005060   280006440   280007000   280007790   280007791   1280000020   1280000830   1280000831   1280000960   1280001100   1280002881   1280004390		
<b>EQUIVALENTE / Equivalent</b>		
Isuzu: 5811240030   5811240060 - Lester: 16739   17303   17381 - Nippondenso: 0280993400   0283001841		

<b>9302</b>	PINHÃO PINION / PIÑON	FOTO / Photo pg. 114
<b>APLICAÇÃO / Application / Aplicación</b>		
Case: Tratores - Cummins: Especial/Special - Dodge: Especial/Special - ZEN: Utilizado no Impulsor ZEN 1829		
<b>MOTOR</b>		
Nippondenso: 280005880   1280000210   1280000540   1280002270   1280002480   1280003120   1280004220   1280004910   1280009500   2280000620		
<b>EQUIVALENTE / Equivalent</b>		
Lester: 16658   16990   17215   17390   17394   17548   17600 - Nippondenso: 0280993230		

<b>9403</b>	PINHÃO PINION / PIÑON	FOTO / Photo pg. 114
<b>APLICAÇÃO / Application / Aplicación</b>		
Kubota: Tratores		
<b>MOTOR</b>		
Nippondenso: 280005000   280007730		

<b>9403</b>	PINHÃO PINION / PIÑON	FOTO / Photo pg. 114
EQUIVALENTE / Equivalent		
Lester: 16651   17359 - Nippondenso: 0280993210		

<b>9426</b>	PINHÃO PINION / PIÑON	FOTO / Photo pg. 114
APLICAÇÃO / Application / Aplicación		
Caterpillar: Máquinas - Clark: Empilhadeiras - Ford: Tratores - Ishikawajima: Especial/Special - Nissan: Forklift		
MOTOR		
Mitsubishi: M2T52881   MM115518		
EQUIVALENTE / Equivalent		
Lester: 17110   17244 - Mitsubishi: MM502529   M605X23471   M605X25771   M605X32471 - Nissan: 23357W1011		

<b>9459</b>	PINHÃO PINION / PIÑON	FOTO / Photo pg. 114
APLICAÇÃO / Application / Aplicación		
Bobcat: 1075 John Deere 4-276 Dsl 1975...1981   1080 John Deere 4-276 Dsl 1979...1982   1080B John Deere 4-276 Dsl 1983...1985   975 J. Deere 4-276 Dsl 1974...1990 Clark: 1075 John Deere 4276 1975...1981   1080 J. Deere 4276 1982...1985   975 J. Deere 4276 1974...1990 - John Deere: 4039DFM 4cil, 239ci, 3.9L   4045DFM50 4cil, 276ci, 4.5L   4045DFM70 4 cil, 276ci, 4.5L 2004...2007   4045TFM 4cil, 276ci, 4.5L   4045TFM50 4cil, 276ci, 4.5L   4045TFM75 4cil, 276ci, 4.5L 2004...2007   503 4239 John Deere   9930 359 Diesel 1987...1993   White Wing 4276 John Deere Diesel		
EQUIVALENTE / Equivalent		
Lester: 17362 - Nippondenso: 0280996200		

<b>9495</b>	PINHÃO PINION / PIÑON	FOTO / Photo pg. 114
APLICAÇÃO / Application / Aplicación		
Nissan: Lift Trucks AH A15 Engine   Lift Trucks APH A15 Engine   Lift Trucks APH H20 Engine   Lift Trucks Ash A15 Engine   Lifts Trucks Ash H20 Engine   Lifts Trucks Cef H20 Engine   Nissan 23300-20H00, 23300-20H12   Nissan 23300-20H00, 23300-20H12 Nissan Ag   Nissan Lift Truck - TCM Equipment Ag: Lifts Trucks Fhg 20N Z24 Engine		
MOTOR		
Lester: 16947 - Mitsubishi: M2T58081   M2T58381   M2T58481		
EQUIVALENTE / Equivalent		
Mitsubishi: M605X34971 - Nissan: 2335720H12		

<b>9791</b>	PINHÃO PINION / PIÑON	FOTO / Photo pg. 114
APLICAÇÃO / Application / Aplicación		
Jungheinrich: DFG 30 - Mazda: 2200 Pick-Up - Mitsubishi: Canter 2000 - Nissan: 3300, 3500 - Yale: Fork Lifts		
MOTOR		
Mitsubishi: M2T54571   M2T54572   M3T67771		
EQUIVALENTE / Equivalent		
Mitsubishi: M605X26971		

<b>10048</b>	PINHÃO PINION / PIÑON	FOTO / Photo pg. 115
APLICAÇÃO / Application / Aplicación		
Caterpillar: V60E Perkins 4-236 1985...1991   V80E Perkins 4-236 1985...1991 - ZEN: Utilizado no Impulsor 1846		
EQUIVALENTE / Equivalent		
Lester: 17622		

<b>12812</b>	PINHÃO PINION / PIÑON	FOTO / Photo pg. 115
APLICAÇÃO / Application / Aplicación		
Mitsubishi: E2500 Diesel XA   E3000   Fuso Canter 20   Fuso Canter 30   Fuso Canter 31   Fuso Canter 32 1988   Fuso Canter 33   Fuso Canter 35   Fuso Canter 3600   Fuso Canter 4D30   Fuso Canter 4D31T 1987   Fuso Canter 4DRS 1984...1988   L200   Light Bus HA   Wheel Loader S4E - Nissan: Fork Lifts - ZEN: ZEN 1046 e 1047		

<b>12812</b>	PINHÃO PINION / PIÑON	FOTO / Photo pg. 115
<b>MOTOR</b>		
Mitsubishi: 232415   M2T55271   M2T56181   M2T56182   M2T56185   M2T56271   M2T56471   M2T57771   M2T62971   M2T65271   M2T74171   MD069166   MD070934   MD084414   MD164975   MD164976		
<b>EQUIVALENTE / Equivalent</b>		
Mitsubishi: MD607789   M605X65171		

<b>13117</b>	PINHÃO PINION / PIÑON	FOTO / Photo pg. 115
<b>APLICAÇÃO / Application / Aplicación</b>		
Case: Colheitadeira de Cana A7000 e A7700 - com motor Cummins - Cummins: Geradores Cummins C350 D6, C400 D6 com motor Cummins NTA855 - Freightliner: Cascadia com motor Cummins ISX   Cascadia com motor Detroit S60   Century com motor CAT C15, Detroit S60   Coronado com motor Cummins ISX   Severe Duty com motor Cummins ISX - International: Caminhões Paystar com motor Cummins   Caminhões Prostar com motor Cummins   Caminhões Transtar com motor Cummins - Mack: Caminhões Granite com motor Mack E7   Caminhões Mack com motor E-7   Caminhões Pinnacle com motor Mack E7   Caminhões TerraPro com motor Mack E7 - Remy: 39MT		
<b>MOTOR</b>		
Remy: 8200050   8200090   8200201   8200288   8200289   8200290   8200308   8200330   8200431   8200605   8200699   8200719   19011518   19011519   19011521   19011522   19011523   19011527   19011529		
<b>EQUIVALENTE / Equivalent</b>		
Remy: 10526458		

<b>13118</b>	PINHÃO PINION / PIÑON	FOTO / Photo pg. 115
<b>APLICAÇÃO / Application / Aplicación</b>		
Case: Motoniveladora 865, 865.2, 885 e 885.2 - Fiat Allis: Motoniveladora - FG 170, FG 170.2, FG 200 e FG 200.2   Trator de Esteira FD170 - Freightliner: M2 106 com motor Cummins ISC - Mack: Caminhões Granite com motor Mack MP8   Caminhões Mack com motor Mack MP8   Caminhões Pinnacle com motor Mack MP8   Caminhões TerraPro com motor Mack MP8 - Navistar: Caminhões Durastar com motor MaxxForce   Caminhões Paystar com motor MaxxForce   Caminhões Prostar com motor MaxxForce   Caminhões Transtar com motor MaxxForce - New Holland: Motoniveladora 170 e 200 - Remy: 39MT - Volvo: Caminhões VHD com motor 13L   Caminhões VHD com motor D12   Caminhões VN com motor 13L   Caminhões VN com motor D12		
<b>MOTOR</b>		
Remy: 8200081   8200085   8200087   8200101   8200291   8200417   8200433   8200435   8200446   8200469   8200572   8200606   19011524		
<b>EQUIVALENTE / Equivalent</b>		
Remy: 10526464		

<b>13130</b>	PINHÃO PINION / PIÑON	FOTO / Photo pg. 115
<b>APLICAÇÃO / Application / Aplicación</b>		
Case: Tratores Magnum MX220, MX240 e MX270 com motor Cummins 8,3L - Cummins: Motores C e ISC de 8,3 litros - Ford: Cargo 1622 1630, 2422, 2425, 2622, 2626, 2630, 2631, 3222, 4030 com motor Cummins 6CTAA 8,3 litros   Cargo Eletrônico 2632, 2932, 4532 e 5032 - Remy: 38 MT   Geração II - Volkswagen: Caminhões 17220, 17310, 23210, 23220, 23310, 24220, 26220, 26260, 26310 com motor Cummins 6CTAA 8,3 litros   Caminhões 31370, 25370, 19370 com motor 9,3 litros internacional e 18310, 19320, 31320   Constellation com motor Cummins ISC 8,3 litros   Ônibus 19320EOT - Quéops evolution com motor Cummins ISC 8,3 litros   Titan Tractor com motor Cummins ISC 8,3 litros - Volvo: FH e NH 12 - ZEN: Utilizado no Impulsor ZEN 1809   Utilizado no Impulsor ZEN 1811		
<b>MOTOR</b>		
Remy: 8200005   8200025   8200053   8200072   8200081   8200085   8200087   8200101   8200182   8200291   8200356   8200417   8200469   8200486   8200572   19011511   19011512   19011513   19011524		
<b>EQUIVALENTE / Equivalent</b>		
Remy: 10512090		

<b>13131</b>	PINHÃO PINION / PIÑON	FOTO / Photo pg. 115
<b>APLICAÇÃO / Application / Aplicación</b>		
Case: Colheitadeira de Cana A7000 e A7700 com motor Cummins - Remy: 39 MT   Geração II - Terex: Empilhadeira GEP 23 - ZEN: Utilizado no Impulsor ZEN 1811		
<b>MOTOR</b>		
Remy: 8200032   8200034   8200039   8200040   8200041   8200050   8200090   8200201   8200288   8200289   8200290   19011507   19011509   19011518   19011519   19011521   19011522   19011523   19011527   19011529		
<b>EQUIVALENTE / Equivalent</b>		
Remy: 10511405		

**13138**

PINHÃO  
PINION / PIÑON

FOTO / Photo pg. 115

**APLICAÇÃO / Application / Aplicación**

Case IH: C9 8200242 38MT - 24V | Colheitadeira de cana A8000 e A8800 com Motor Case IH C9 - ZEN: Utilizado no Impulsor ZEN 1809

**MOTOR**

Remy: 8200075 | 8200077 | 8200078 | 8200242 | 19026027

**EQUIVALENTE / Equivalent**

Remy: 10512091

**0121**

EMBREAGEM DE FRICÇÃO  
CLUTCH / EMBRAGUES DE FRICCION

FOTO / Photo pg. 116

**APLICAÇÃO / Application / Aplicación**

Caterpillar: Motoniveladora 12E ...01/1973 - Fiat: Caminhão FNM D11000 | Caminhão FNM D9500 - General Motors/Chevrolet: Caminhão com motor Perkins  
Massey Ferguson: Trator MF3366 - Perkins: Estacionários | Industriais | Tratores - Scania: Ônibus B115 ...04/1975 | Ônibus BR110 ...04/1975 | Ônibus BR115S  
...04/1975

**EQUIVALENTE / Equivalent**

Bosch: 9001085105 - Cav29 Onan: 5586123C

**0122**

EMBREAGEM DE FRICÇÃO  
CLUTCH / EMBRAGUES DE FRICCION

FOTO / Photo pg. 116

**APLICAÇÃO / Application / Aplicación**

Asia Motors: Compressor AX430 - Case: Pá Carregadeira W36, W36B turbo com motor Cummins e Scania | Trator Agrícola 2470 e 4490 - Caterpillar: Grupo Gerador 3304T | Grupo Gerador 3306T | Moto Scraper 631E | Motoniveladora 120B | Motoniveladora 140B 3306 | Pá Carregadeira 960 | Pá Carregadeira 966 | Trator de Esteiras 631E | Trator de Esteiras D4D | Trator de Esteiras D4E | Trator de Esteiras D5B | Trator de Esteiras D6C | Trator de Esteiras D6D | Trator de Esteiras D6E | Trator de Esteiras D8L - Cummins: Chassi p/ ônibus RC210 | Chassi p/ ônibus UC210 | Motor 6C | Motor 250 Super | Motor 6CT | Motor 6CTA | Motor N855 | Motores N | Motores NT | Motores NTA | Motores NTA855 - Fiat: Caminhão 180 | Caminhão 190 | Caminhão 190T | Caminhão 210 - Fiat Allis: Trator de Esteiras AD14 com motor Scania - Fiat Iveco: Caminhão - Komatsu: Trator de Esteiras D60A com motor Cummins N855 | Trator de Esteiras D60E com motor Cummins N855 | Trator de Esteiras D60F com motor Cummins N855 | Trator de Esteiras D65A com motor Cummins N855 | Trator de Esteiras D65E com motor Cummins N855 - Mafersa: Trator M série M 210 com motor Cummins 6CTA 8.3 09/1991... | Trator M série M 240 com motor Cummins 6CTA 8.3 09/1991... - Massey Ferguson: Trator MF4780 com motor Scania DN11 - Mercedes Benz: Caminhão 1519 | Caminhão 1520 | Caminhão 1524 | Caminhão 1525 OM355-5A | Caminhão 1924 OM355-6 | Caminhão 1924A OM355-6A | Caminhão 1929 OM355-6A | Caminhão 1932 OM355-6LA | Caminhão 1933 | Caminhão 1934 OM355-6LA | Caminhão 2019 | Caminhão 2020 OM355-5 | Caminhão 2219 | Caminhão 2220 OM355-5 | Caminhão 2624 | Caminhão/Ônibus 1419 | Caminhão/Ônibus 1420 | Caminhão/Ônibus 1517 | Caminhão/Ônibus 1518 | Caminhão/Ônibus 1519 | Caminhão/Ônibus 1524 | Caminhão/Ônibus 1525 | Caminhão/Ônibus 1924 | Caminhão/Ônibus 1924A | Caminhão/Ônibus 1929 | Caminhão/Ônibus 1932 | Caminhão/Ônibus 1933 | Caminhão/Ônibus 1934 | Caminhão/Ônibus 2019 | Caminhão/Ônibus 2219 | Caminhão/Ônibus 2220 | Caminhão/Ônibus 2624A | Chassi p/ Ônibus 1420 | Chassi p/ Ônibus 1517 | Chassi p/ Ônibus 1518 | Chassi p/ Ônibus O364 | Chassi p/ Ônibus O370 | Chassi p/ Ônibus O371 | Chassi p/ Ônibus O371UP | Chassi p/ Ônibus OH1419 | Motor Estacionário, gerador, industrial e marítimo O370 OM355-5, 6, 6A, 6LA | Motor Estacionário, gerador, industrial e marítimo O371 OM355-5A, 6A, 6LA | Motor Estacionário, gerador, industrial e marítimo O371UP OM355-5 | Motor Estacionário, gerador, industrial e marítimo OM314 | Motor Estacionário, gerador, industrial e marítimo OM352 | Motor Estacionário, gerador, industrial e marítimo OM352A | Ônibus O355 | Ônibus O364 | Ônibus O365 | Ônibus O370 | Ônibus O371 | Ônibus O371UP - MWM: Motores D e TD 232 6V, 8V, 12V - Scania: Caminhão 145 | Caminhão BR145 | Caminhão CR145L | Caminhão CR145T | Caminhão CR145X | Caminhão DS14 | Caminhão L D11 | Caminhão L DS11 | Caminhão LK 140 DS14 | Caminhão LK 141 DS14 | Caminhão LK 142 DS14 | Caminhão LKS 140 DS14 | Caminhão LKS 141 DS14 | Caminhão LKS 142 DS14 | Caminhão LS D11 | Caminhão LS DS11 | Caminhão LT 110 D11 | Caminhão LT 110S DS11 | Caminhão R 112-310 HW, EW DS11 | Caminhão R 112 DN11, DS11, DSC11 | Caminhão R 112-360 HW, EW DSC11 | Caminhão R 142 DS14, DSC14 | Caminhão R 142-210 HW, EW DSC14 | Caminhão T 112-310 HW, EW DS11 | Caminhão T 112 DN11, DS11, DSC11 | Caminhão T 112-360 HW, EW DSC11 | Caminhão T 142 DS14, DSC14 | Caminhão T 142-210 HW, EW DSC14 | Chassi p/ ônibus K112 | Chassi p/ ônibus S112 | Motor DN11 industrial, gerador e marítimo | Motor DS11 industrial, gerador e marítimo | Motor p/ gerador e industrial DN11 | Ônibus BR115 05/1975... | Ônibus BR115S 05/1975... | Ônibus BR116 05/1975... | Ônibus BR116S 05/1975... | Plataforma p/ ônibus S112 DN11, DS11 - Volkswagen: Caminhão VW14.170 | Caminhão VW14.210 | Caminhão VW16.170 | Caminhão VW16.210 - Volvo: Caminhão N10 | Caminhão N12 | Caminhão NL10 210 | Caminhão NL10 340 | Caminhão NL12 400 | Chassi p/ ônibus B10M | Chassi p/ ônibus B58E

**MOTOR**

Bosch: 0001410021 | 0001410041 | 0001410063 | 0001410089 | 9000084007 | 9000084008 | 9000084009 | 9000084010 | 9000084011 | 9000084012 | 9000084013 | 9000084014 | 9000084015 | 9000084017 | 9000084018 | 9000084019 | 9000084020 | 9000084021

**EQUIVALENTE / Equivalent**

Bosch: 2007010037

**0201**

EMBREAGEM DE FRICÇÃO  
CLUTCH / EMBRAGUES DE FRICCION

FOTO / Photo pg. 116

**APLICAÇÃO / Application / Aplicación**

Caterpillar: Motoniveladora 12E ...01/1973 - Fiat: Caminhão FNM D11000 | Caminhão FNM D9500 - General Motors/Chevrolet: Caminhão com motor Perkins

**EQUIVALENTE / Equivalent**

Bosch: 2006401900 | 2009999036 | 9001085105

12675

PLANETÁRIA

PLANETARY GEAR / ENGRANAJE PLANETARIO (REDUCTORES)

FOTO / Photo pg. 117

## APLICAÇÃO / Application / Aplicación

Agco: Trator 6 cil. - Ford: Power Stroke - Peugeot: 404 Motores Indenor 6305, 6354 | Especial/Special Com Motor Indenor - ZEN: Kit Reparo 12695 | Utilizado no Impulsor ZEN 1602

## MOTOR

Prestolite: 35259310 | 35259710 | 35259720 | 35261020 | 35261175

## EQUIVALENTE / Equivalent

MYR: 0141 - Prestolite: K01221 | K01284 | 35259952 - Unifap: 12221

12682

PLANETÁRIA

PLANETARY GEAR / ENGRANAJE PLANETARIO (REDUCTORES)

FOTO / Photo pg. 117

## APLICAÇÃO / Application / Aplicación

Agrale: Ônibus Volare - Cummins: B6 | BT5. 9L | Motores Séries 6BT (Dianteiro) - Ford: Cargo 1416, 1722, 1716 | F100 | F1000 | F14000 Com Motor MWM | Ranger General Motors/Chevrolet: Blazer DLX | Pick Up D20 | Pick Up S10 com Motor Maxion HS | Silverado com Motor MWM - John Deere: Tratores - Massey Ferguson: Trator Com Motor 4 cil. - Maxion: Motores - Mercedes Benz: 180D | Caminhões | Kombi Espanhola | MB 180D | Ônibus | Sprinter com motor Maxion HS - Perkins: Motores 4203 / 3152 / 4236 / 6354 - Peugeot: 504 | 505 | Vários modelos com Motor Indenor - Volkswagen: Caminhão 15-160 - ZEN: Kit Reparo 12695 | Utilizado com Impulsor ZEN 1635

## MOTOR

Prestolite: 35258490 | 35258540 | 35258580 | 35258660 | 35258690 | 35258710 | 35258820 | 35258880 | 35258940 | 35258950 | 35258960 | 35259040 | 35259170

## EQUIVALENTE / Equivalent

MYR: 0147 - Prestolite: K21147 | 35258669 - Unifap: 12147



# CONHEÇA NOSSA LINHA COMPLETA DE PRODUTOS

MEET OUR COMPLETE PRODUCT LINE

CONOZCA NUESTRA GAMA COMPLETA DE PRODUCTOS



**IMPULSORES DE PARTIDA | POLIAS DE RODA LIVRE (OAP) | POLIAS DE RODA LIVRE COM AMORTECIMENTO Z-VIB  
POLIAS RÍGIDAS | TENSORES | KITS DE DISTRIBUIÇÃO | MANCAIS | PLANETÁRIAS**

*STARTER DRIVES | CLUTCH PULLEYS (OAP) | DECOUPLER PULLEYS Z-VIB  
RIGID PULLEYS | TENSIONERS | DISTRIBUTION KITS | HOUSINGS | PLANETARY GEARS*

*IMPULSORES DE ARRANQUE | POLEAS RUEDA LIBRE (OAP) | POLEAS RUEDA LIBRE CON AMORTIGUAMIENTO Z-VIB  
POLEAS FIJAS | POLEAS TENSORAS | KITS DE DISTRIBUCIÓN | TAPAS | ENGRANAJES PLANETARIO*

**Acesse nossas Dicas Técnicas no site**

*Access our Technical Tips on the website | Acceda a nuestras Sugerencias Técnicas en el sitio web*

**ZENSA.com.br**

**f CURTAZENSA | y ZEN S.A. | 0800 47 1919**







***ZENSA.com.br***

***ZEN S.A. INDÚSTRIA METALÚRGICA***

Guilherme Steffen, 65 • 88355-100 • Brusque/SC • Brasil

SAC Brasil 0800 47 1919 / Fone: +55 47 3255.2800

[vendas@zensa.com.br](mailto:vendas@zensa.com.br) / [sales@zensa.com.br](mailto:sales@zensa.com.br) / [ventas@zensa.com.br](mailto:ventas@zensa.com.br)