

CATÁLOGO

2020

Catalogue • Catálogo



IMPULSORES DE PARTIDA PINHÕES E PLANETÁRIAS

*Starter Drives, Pinions
and Planetary Gears*

*Impulsores de Arranque,
Piñones y Planetários*



MOTOCICLETAS

Motorcycles | Motocicletas



Sediada em Brusque, Santa Catarina, a ZEN S.A., opera no setor automotivo desde 1960 e é uma importante indústria de peças originais e de reposição para o mercado global. Com exportações diretas para mais de 60 países, a empresa é uma das maiores fabricantes de impulsores do mundo. Dentre suas linhas de produtos também estão polias de alternador, tensores de correia, kits de distribuição, mancais, planetárias e outros conformados a frio e a morno.

Headquartered in Brusque, Santa Catarina, ZEN S.A. operates in the automotive sector since 1960 and is an important industry of original and aftermarket parts for the global market. With direct exports to more than 60 countries, the company is one of the largest manufacturers of starter drives in the world. Among its product lines are also alternator pulleys, belt tensioners, distribution kits, housings, planetary gears and other cold or warm forged products.

Con sede en Brusque, Santa Catarina, ZEN S.A., opera en el sector automovilístico desde 1960 y es una importante industria de piezas originales y de repuesto para el mercado global. Con exportaciones directas para más de 60 países, la empresa es una de las fabricantes más grandes de impulsores de arranque del mundo. Entre sus líneas de productos también están poleas de alternador, tensores de correa, kits de distribución, tapas, planetarias y otros conformados a frío y tibio.



MISSÃO MISSION / MISIÓN

Desenvolver, produzir e fornecer componentes e sistemas para veículos automotores, para os segmentos original e reposição, com geração de valor para o negócio, clientes e sociedade.

To develop, produce and supply components and systems for automotive vehicles in the original equipment and aftermarket segments, generating value for the business, customers and society.

Desarrollar, producir y suministrar componentes y sistemas para vehículos automotores, para los segmentos original y de reemplazo, con generación de valor para el negocio, los clientes y la sociedad.

VISÃO VISION / VISIÓN

Ser instrumento para o progresso sustentável que conquiste a preferência de nossos clientes e o orgulho da nossa equipe, através da inovação, qualidade e excelência operacional.

Being an instrument for the sustainable progress in order to win our customers' preference and our team's pride, through innovation, quality and operational excellence.

Ser un instrumento para el progreso sostenible, con el objetivo de conquistar la preferencia de nuestros clientes y el orgullo de nuestro equipo, a través de la innovación, la calidad y la excelencia operacional.

VALORES VALUES / VALORES

COMPROMETIMENTO • SINCERIDADE • INTEGRIDADE
SENSE DE URGÊNCIA • ESPÍRITO EMPREENDEDOR

*Commitment • Candor • Integrity • Sense of Urgency • Entrepreneurship
Compromiso • Sinceridad • Integridad • Sentido de Urgencia • Espíritu emprendedor*

LINHA MECÂNICA ZEN

ZEN MECHANICAL LINE | LÍNEA MECÁNICA ZEN

Feita para sua oficina.

Made for your shop. | Hecha para su taller.

**A qualidade que você conhece, com os
melhores rolamentos e correias do mercado.**

The quality you know, with the best bearings and belts in the market.

La calidad que usted conoce, con los mejores rodamientos y correas del mercado.





ÍNDICE GERAL

GENERAL INDEX/ ÍNDICE GENERAL

Pesquisa por Número ZEN

Search by ZEN P/N# • Búsqueda por Número ZEN

05

Pesquisa por Aplicação em Veículo

Search by Vehicle Application • Búsqueda por Aplicación del Vehículo

06

Conversão para o Número ZEN

Conversion into ZEN number • Conversión para el Número ZEN

11

Pesquisa por Número do Motor para Número ZEN

Convert Starter Number into ZEN P/N# • Búsqueda por Número del Motor para Número ZEN

13

Pesquisa por Família de Produtos

Search Starter Drives Families • Búsqueda por Família de Productos

16

Produtos

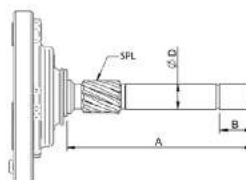
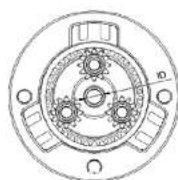
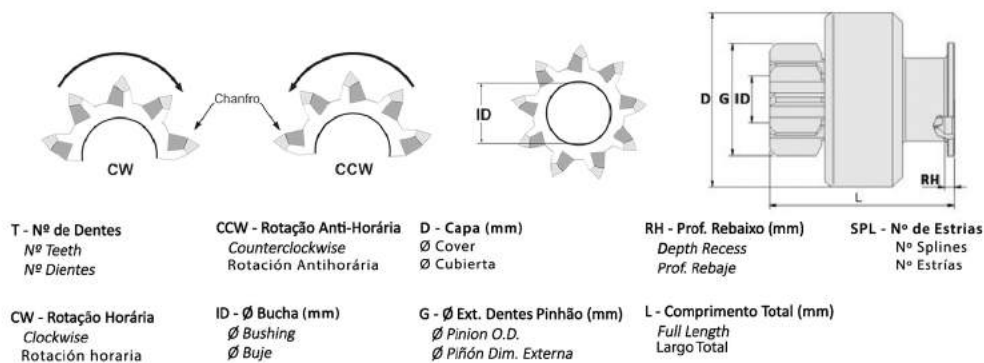
Products • Productos

18

Informações dos produtos

Product Information • Informaciones sobre el Producto

20



ID - Ø da bucha (mm) / Shaft Ø Bushing / Buje Ø eje
SPL - Nº de Estrias / Nº Splines / Nº Estrias
D - Ø Eixo (mm) / Ø Shaft / Ø Eje
A - Comprimento eixo livre (mm) / Free Shaft Length / Largo libre de eje
B - Comprimento até o canal (mm) / Shaft len. up to the chan / Largo del eje hasta canal



PESQUISA POR NÚMERO ZEN

Search by ZEN P/N# - Búsqueda por Número ZEN



Impulsor de Partida

Starter Drive

Impulsor de Arranque

1.01.0118.0	0118	18
1.01.0223.0	0223	18
1.01.0325.0	0325	18
1.01.0392.0	0392	18
1.01.0482.0	0482	18
1.01.0749.0	0749	18
1.01.0751.0	0751	18
1.01.0754.0	0754	18
1.01.0760.0	0760	18
1.01.0818.0	0818	18
1.01.0898.0	0898	18
1.01.0947.0	0947	18
1.01.0750.1	1201	18
1.01.1566.0	1566	18
1.01.1700.0	1700	18
1.01.1722.0	1722	18
	1941	19

Alfa Romeo	Nº ZEN	Pg.
2600TT	0223	18
Alfa 164 2.0	0482	18
Alfa 164 3.0	0482	18
Alfa 33 1.3, 1.5, 1.6	0482	18
Alfa 75 2.0	0482	18
Alfa 90 2.0	0482	18
Asia Motors	Nº ZEN	Pg.
1135-1	0392	18
1135-15	0392	18
1135-50	0392	18
1135-55	0392	18
2135	0392	18
2135-50	0392	18
Audi	Nº ZEN	Pg.
100	0482	18
100INJ	0482	18
200	0482	18
80 1.6, 1.8 e 1.9	0482	18
80D	0482	18
80INL	0482	18
80TD	0482	18
90	0482	18
90D	0482	18
Coupe 1.6	0482	18
Quattro	0482	18
BMW	Nº ZEN	Pg.
1500	0223	18
1502	0223	18
1600	0223	18
1602	0223	18
1800	0223	18
1800TI	0223	18
1802	0223	18
2000	0223	18
2002	0223	18
2002 Turbo	0223	18
2500	0223	18
2800	0223	18
3000	0223	18
316	0223	18
318	0223	18
320	0223	18
320i	0223	18
325E	0482	18
325i	0482	18
3300	0223	18
518	0223	18
520	0223	18
520i	0223	18
525	0223	18
525E	0482	18
528	0223	18
528i	0223	18
728	0223	18
90	0482	18

BMW	Nº ZEN	Pg.
900	0482	18
900 Turbo	0482	18
900 Turbo 16	0482	18
9000	0482	18
900INJ	0482	18
R100	0325	18
R45	0325	18
R60	0325	18
R65	0325	18
R75	0325	18
R80	0325	18
Bobcat	Nº ZEN	Pg.
Skid Steer L.TL360	1700	18
BRP	Nº ZEN	Pg.
Can Am Quadriciclo Outlander 450 cc	1941	19
Sea Doo 947	0749	18
Case	Nº ZEN	Pg.
JX 60 NEF 4Cil 60HP 4.5	1700	18
JX 70 NEF 4Cil 72HP 4.5	1700	18
JX 80 NEF 4Cil 82HP 4.5	1700	18
Quantum 65C NEF 4Cil Tier III 60HP 3.2	1700	18
Quantum 75C NEF 4Cil Tier III 78HP 3.2	1700	18
Retroescavadeira 580H	0118	18
CBT	Nº ZEN	Pg.
Trator 8240	0118	18
Trator 8260 4x4 com motor Perkins	0118	18
Chrysler	Nº ZEN	Pg.
Caminhão Dodge D300 com motor Perkins	0118	18
Dodge C17	0392	18
Dodge C20	0392	18
Dodge C2662	0392	18
Dodge C2664	0392	18
Dodge T17	0392	18
Citroën	Nº ZEN	Pg.
AX	0482	18
BX14	0482	18
BX16	0482	18
LNA 11	0482	18
Visa 10	0482	18
Visa 11	0482	18
Visa 14 ZX 1.9i, 2.0i	0482	18
CNH	Nº ZEN	Pg.
F5C8 4Cil 3.2	1700	18
Crysler	Nº ZEN	Pg.
Daytona 3.0	1201	18
Fifty Avenue Lebaron	1201	18
Saragata 3.0	1201	18
Voyager 3.0 V6	1201	18
Daihatsu	Nº ZEN	Pg.
Rocky F80	0947	18
Rocky F80	1722	18

Especial/Special	Nº ZEN	Pg.
Motocicletas	0818	18
Motocicletas	0947	18
Motocicletas	1722	18
Fiat	Nº ZEN	Pg.
128 1.1 e 1.3	0325	18
131 Mirafiori 1.3	0325	18
Marea ELX 1.9 JTD	0482	18
Marea Weekend ELX 1.9 JTD	0482	18
Palio EX/ ELX Turbo Diesel	0482	18
Palio SX 1.7 Turbo Diesel	0482	18
Palio Weekend ELX Turbo Diesel	0482	18
Panda 1000	0482	18
Panda 750	0482	18
Siena EX / ELX Turbo Diesel	0482	18
Stilo 1.9 JTD	0482	18
Strada 1.7 Turbo Diesel	0482	18
Uno 45	0482	18
X1/9 1.3	0325	18
Ford	Nº ZEN	Pg.
Capri 2.3	0482	18
Granada 2.0, 2.3, 2.4, 2.8, 2.9	0482	18
Ranger 2.5 D	0818	18
Scorpio 2.4, 2.8, 2.8 INJ, 2.9, 2.9 4X4	0482	18
Sierra 2.0, 2.3, 2.3 INJ, 2.8, 2.8 4X4, 2.9	0482	18
Transit 100	0223	18
Transit 1250	0223	18
Transit 1500	0223	18
Transit 800	0223	18
General Motors/Chevrolet	Nº ZEN	Pg.
4006MT	0118	18
8000MT	0118	18
Corsa 1.0, 1.4	0482	18
D40	0118	18
D6000 com motor Maxion	0118	18
Omega 3.0, 4.1	0482	18
Omega Suprema 2.2, 3.0	0482	18
Pick Up D20 com motor Maxion	0118	18
Silverado 4.1	0482	18
Harley Davidson	Nº ZEN	Pg.
Disc Glide - FXDG	0898	18
Disc Glide - FXRDG	0898	18
Electra Glide - FLH	0898	18
Electra Glide - FLH 1200	0898	18
Electra Glide - FLH-80	0898	18
Electra Glide - FLHS	0898	18
Electra Glide - FLHT	0898	18
Electra Glide Classic - FLHC	0898	18
Electra Glide Classic - FLHTC	0898	18
Electra Glide Special - FLHX	0898	18
Electra Glide Sport - FLHS	0898	18
Electra Glide Super Sport - FLHFB	0898	18
Fat Bob - FXEF	0898	18
Fat Bob - FXEF 1200	0898	18
Fat Bob - FXEF-80	0898	18

Harley Davidson	Nº ZEN	Pg.
Glide Heritage - FLH	0898	18
Harley Davidson FL	0898	18
Harley Davidson FLH	0898	18
Harley Davidson FS	0898	18
Heritage Softail - FLST	0898	18
Heritage Softail Classic - FLSTC	0898	18
Low Glide - FXRS	0898	18
Low Glide Custom - FXRC	0898	18
Moto	1566	18
MY91 - 06 BT except MY06 Dyna	1201	18
MY91 - 06 BT except MY06 Dyna	1566	18
Honda	Nº ZEN	Pg.
Accord	0818	18
Civic	0818	18
Jaguar	Nº ZEN	Pg.
HJ 12 6.0	0818	18
XJS 5.3 V12	0818	18
XJS 6.0	0818	18
JCB	Nº ZEN	Pg.
Escavadeira	0947	18
Escavadeira	1722	18
John Deere	Nº ZEN	Pg.
MD630	0118	18
MND730	0118	18
Kawasaki	Nº ZEN	Pg.
1100 - STX, ZXI E Ultra 150	0749	18
33	0223	18
34	0223	18
650 - SC, X2	0749	18
750 - SS, ST,STS,STX, SX,SXI,TS,XI, ZXI	0749	18
900 - STX, ZXI	0749	18
ATV 300 4x4	0751	18
D10006	0392	18
D130006	0392	18
D4006	0392	18
D5006	0392	18
D6006	0392	18
D6206	0392	18
D6806	0392	18
D7006	0392	18
D7206	0392	18
D8006	0392	18
DX100	0392	18
DX85	0392	18
DX90	0392	18
F1300DT	0118	18
F1400DT	0118	18
F1500DT	0118	18
F1600DT	0118	18
F1800DT	0118	18
F1902DT	0118	18
F2100	0760	18
F2103	0760	18
F2105	0760	18

Kawasaki	Nº ZEN	Pg.
F2105D	0118	18
F2300	0760	18
F2303	0760	18
F2305	0760	18
Intrac	0392	18
Magnum 2x4	0751	18
Magnum 4x4	0751	18
SB2500DH	0760	18
Sportsman 4x4	0751	18
KHD	Nº ZEN	Pg.
D25	0223	18
D2505	0223	18
D30	0223	18
D30 S	0223	18
D3005	0223	18
F2L712	0223	18
F2L812	0223	18
Komatsu	Nº ZEN	Pg.
P160	0118	18
P170	0118	18
P170T	0118	18
P190	0118	18
P200	0118	18
P260	0118	18
P270	0118	18
Retroescavadeira PC150 mod. 5, (Hidráulica)	0118	18
Lamborghini	Nº ZEN	Pg.
904DT	0392	18
C603	0392	18
DT704	0392	18
L603	0392	18
R1056DT	0392	18
R704	0392	18
R804	0392	18
Lancia	Nº ZEN	Pg.
Thema 8.32	0482	18
Land Rover	Nº ZEN	Pg.
Freelander 2.0 TD4	0818	18
Landini	Nº ZEN	Pg.
Atlantis 100	1700	18
Atlas 70 - 80 - 85 - 90 - 100	1700	18
Frutteto	1700	18
Ghibli 80 - 85 - 90 - 95 - 100 - 105	1700	18
Globalfarms 95 - 105	1700	18
Globus 65 - 75 - 80	1700	18
Mythos 90 - 100	1700	18
Powerfarm 75 - 80 - 85 - 90 - 95 - 100 - 105	1700	18
Rex 70 - 75 - 80 - 85 - 90 - 95 - 100 - 105	1700	18
Vigneto	1700	18
Vision 85 - 95 - 100 - 105	1700	18
Lexus	Nº ZEN	Pg.
LS 400	0818	18

Massey Ferguson	Nº ZEN	Pg.
Colheitadeira MF3640 PER-A 6358	0118	18
Colheitadeira MF5650 turbo PER-AT 6354-4	0118	18
Colheitadeira MF102	0118	18
Colheitadeira MF1630	0118	18
Colheitadeira MF1630 PER-A 4248	0118	18
Colheitadeira MF210S	0118	18
Colheitadeira MF220	0118	18
Colheitadeira MF310	0118	18
Colheitadeira MF3640	0118	18
Colheitadeira MF5650	0118	18
Colheitadeira MF5650 PER-A 6354-4	0118	18
MF 200	1700	18
MF 290	1700	18
MF 3680	1700	18
MF 4200	1700	18
MF 4290	1700	18
MF 5200	1700	18
MF 5300	1700	18
MF 6270	1700	18
MF 6280	1700	18
Pick Up	0118	18
Trator Maxion 9150	0118	18
Trator Maxion 9110	0118	18
Trator Maxion 9130	0118	18
Trator Maxion 9170	0118	18
Trator MF265	0118	18
Trator MF270	0118	18
Trator MF275	0118	18
Trator MF275/4	0118	18
Trator MF285	0118	18
Trator MF290	0118	18
Trator MF292	0118	18
Trator MF295	0118	18
Trator MF295/4	0118	18
Trator MF296	0118	18
Trator MF296/4	0118	18
Trator MF400	0118	18
Trator MF50X	0118	18
Trator MF55X	0118	18
Trator MF65R	0118	18
Trator MF65X	0118	18
Trator MF85X	0118	18
Trator MF86	0118	18
Trator MF95	0118	18
Trator MF95i	0118	18
Mazda	Nº ZEN	Pg.
B2200	0947	18
B2200	1722	18
McCormick	Nº ZEN	Pg.
80	1700	18
Mercedes Benz	Nº ZEN	Pg.
190	0482	18
190E	0482	18
200	0482	18
230	0482	18

Mercedes Benz	Nº ZEN	Pg.
L206	0223	18
L207	0223	18
L306	0223	18
L307	0223	18
Ônibus O917	0118	18
Ônibus OF 1113	0118	18
Ônibus OH1113	0118	18
New Holland	Nº ZEN	Pg.
7630 (plat) NEF TC 78kW 4Cil	1700	18
8030 (plat) NEF TAA 90kW 4Cil	1700	18
TS6000 Standard (cab) NEF TC 66kW 4Cil	1700	18
TS6020 (cab) NEF TAA 82kW 4Cil	1700	18
TS6030 (cab) NEF TAA 90kW 4Cil	1700	18
TS6040 (cab) NEF TAA 97kW 4Cil	1700	18
Opel	Nº ZEN	Pg.
Ascona 1.2	0325	18
Ascona Diesel	0482	18
Ascona C20	0482	18
D 1.0, 1.2	0325	18
Kadett 1.0, 1.2	0325	18
Kadett Diesel	0482	18
Manta A, B12	0325	18
Omega 1.8, 2.0	0482	18
Perkins	Nº ZEN	Pg.
1103 D	1700	18
1104 D	1700	18
1106 C	1700	18
Maxion S4T GM - D20	0118	18
Maxion 1006.6T Trator Ideal 9075	0118	18
Maxion 1006.6T Trator Ideal 9090	0118	18
Maxion S4T GM - D6000	0118	18
Motor Industrial 4203	0118	18
Motor Industrial 4236	0118	18
Motor Industrial 63544	0118	18
Motor Industrial 6358	0118	18
Motor Industrial 3152	0118	18
Motor Industrial 4203	0118	18
Motor Industrial 4236	0118	18
Motor Industrial 6358	0118	18
Perkins 248 Trator CBT 8240	0118	18
Perkins 4236 A	0118	18
Perkins 6.354/4 Trator CBT 8260 4x4	0118	18
Perkins A6.358	0118	18
Trator 296	0118	18
Trator 400	0118	18
Trator Ideal 9110	0118	18
Trator Ideal 9130	0118	18
Trator Ideal 9150	0118	18
Trator Ideal 9170	0118	18
Trator MF 290/4	0118	18
Trator MF 292	0118	18
Trator MF 275	0118	18
Trator MF 275/4	0118	18
Trator MF 283	0118	18
Trator MF 290	0118	18

Perkins	Nº ZEN	Pg.
Trator MF 292 turbo	0118	18
Trator MF 296/4	0118	18
Peugeot	Nº ZEN	Pg.
205	0482	18
305	0482	18
309	0482	18
405	0482	18
505	0482	18
Polaris	Nº ZEN	Pg.
1050 - SLTH, SLTX	0749	18
400L 2x4	0751	18
400L Big Boss 6x6	0751	18
650 - SL, STD	0749	18
700 - Hurricane, SL, SLH, SLT, SLTX	0749	18
780 - SL, SLT, SLX	0749	18
900 - SL	0749	18
ATV 300 4x4	0751	18
Jet Ski	0751	18
Magnum 4x4	0751	18
Sportman 4x4	0751	18
Trail Boss 250, Xplorer 4x4 Todos exceto 325cc	0751	18
Xplorer 4x4	0751	18
Porsche	Nº ZEN	Pg.
33.1	0223	18
616	0223	18
Renault	Nº ZEN	Pg.
210.20	0392	18
230.20	0392	18
230.26	0392	18
250	0392	18
D17	0392	18
D20	0392	18
GTL	0325	18
R 6TL	0325	18
R 7TL	0325	18
R11	0482	18
R12	0325	18
R18	0482	18
R18 turbo	0482	18
R4	0325	18
R5	0325	18
R9	0482	18
TL	0325	18
Trafic	0482	18
TS Turbo	0325	18
Twingo I 1.2 1239ccm C3G	0482	18
TX	0325	18
Seat	Nº ZEN	Pg.
1200 Sport	0325	18
124 D 1430	0325	18
124 D especial 1.2 e 1.4	0325	18
127 0.9	0325	18
131	0325	18
131 L 1430	0325	18

Seat	Nº ZEN	Pg.
Ritmo 65,75	0325	18
Supermirafiori 1430	0325	18
Terra	0325	18

Toyota	Nº ZEN	Pg.
2S	0947	18
2S	1722	18
2Y	0947	18
2Y 2.2	0947	18
2Y	1722	18
2Y 2.2	1722	18
3Y	0947	18
3Y	1722	18
Camry	0947	18
Camry	1722	18
Carina	0947	18
Carina	1722	18
Celica	0947	18
Celica	1722	18
Corolla	0818	18
Corolla	0947	18
Corolla	1722	18
Dyna	0947	18
Dyna	1722	18
Hilux	0947	18
Hilux	1722	18
JR 7	0947	18
JR 7	1722	18
Land Cruiser 4.7	0818	18
MR 2	0947	18
MR 2	1722	18
Tacoma	0818	18
Tercel	0947	18
Tercel	1722	18

Valmet	Nº ZEN	Pg.
885	0392	18
HR688H	0392	18
HR688HT	0392	18
Trator 1180S com motor Valtra (importado)	0392	18
Trator 1380S com motor Valtra (importado)	0392	18
Trator 1680S com motor Valtra (importado)	0392	18
Trator 885S com motor Valtra (importado)	0392	18
Trator 985S com motor Valtra (importado)	0392	18

Volkswagen	Nº ZEN	Pg.
Derby	0482	18
Gol	0482	18
Golf 1.1, 1.3	0482	18
Jetta 1.3	0482	18
Kombi	0482	18
LT28	0392	18
LT31	0392	18
LT35	0392	18
Passat 1.6, 1.8	0482	18
Polo Diesel 1.0, 1.3	0482	18
Santana	0482	18
Satation Wagon Diesel (USA) 1.6	0482	18

Volkswagen	Nº ZEN	Pg.
Scirocco	0482	18
Transporter 1.6 Diesel	0482	18
Voyage	0482	18

Volvo	Nº ZEN	Pg.
406	0118	18
407	0118	18
740 2.0 e 2.3	0482	18
F82	0118	18
F83S	0118	18

Yale	Nº ZEN	Pg.
Empilhadeira	0818	18

Yamaha	Nº ZEN	Pg.
1100 - Wave Raider, Venture	0749	18
1200 / 1200R - GP, XL Wave Runner	0749	18
650 - I, II, LX, Super Jet, VXR, VXRPRO, XR	0749	18
700/701 Wave Blaster,FX1 Raider, Runner, Super Jet, Venture, VXR	0749	18
760 - Wave Blaster II,GP, Raider, Runner	0749	18
LX500	0754	18

Yanmar	Nº ZEN	Pg.
Motor Estacionário BT22	0118	18
Motor Estacionário BT33	0118	18
Motor Estacionário BTD22	0118	18
Motor Estacionário BTD33	0118	18
Trator 1050D	0118	18
Trator 1050D 4x4	0118	18

ZEN	Nº ZEN	Pg.
Utiliza Pinhão ZEN 9186	0818	18
Utiliza Pinhão ZEN 9186	0947	18
Utiliza Pinhão ZEN 9186	1722	18
Utiliza Pinhão ZEN 9492	1566	18
Utilizado no Impulsor ZEN 0750	1201	18
Utilizado no impulsor ZEN 0816	1201	18
Utilizado no impulsor ZEN 0817	1201	18
Utilizado no impulsor ZEN 0818	1201	18
Utilizado no Impulsor ZEN 0954	1201	18

Bosch	Nº ZEN	Pg.	Bosch	Nº ZEN	Pg.	Lester	Nº ZEN	Pg.	Lester	Nº ZEN	Pg.
1006209030	0223	18	F000AL1534	0482	18	16401	0482	18	16834	1722	18
1006209032	0223	18	F000AL1698	0482	18	16408	0482	18	16837	0947	18
1006209039	0223	18	F000AL1700	0482	18	16438	0325	18	16837	1722	18
1006209049	0223	18	Cargo	Nº ZEN	Pg.	16442	0223	18	16878	0947	18
1006209056	0223	18	131104	0482	18	16565	0392	18	16878	1722	18
1006209071	0223	18	132004	0947	18	16567	0392	18	16892	0947	18
1006209105	0223	18	132004	1722	18	16578	0947	18	16892	1722	18
1006209110	0223	18	137753	0818	18	16578	1722	18	16895	0947	18
1006209140	0223	18	Facet	Nº ZEN	Pg.	16586	0947	18	16895	1722	18
1006209401	0325	18	10036	0898	18	16586	1722	18	16906	0947	18
1006209445	0325	18	480105	0898	18	16600	0947	18	16906	1722	18
1006209503	0482	18	480183	0898	18	16600	1722	18	16911	0947	18
1006209504	0482	18	Fiat	Nº ZEN	Pg.	16612	0947	18	16911	1722	18
1006209506	0482	18	9934752	0325	18	16612	1722	18	16913	0947	18
1006209509	0482	18	9941314	0482	18	16619	0482	18	16913	1722	18
1006209513	0482	18	General Motors/	Nº ZEN	Pg.	16674	0947	18	16952	0482	18
1006209526	0482	18	90273737	0482	18	16674	1722	18	16956	0482	18
1006209528	0482	18	Honda	Nº ZEN	Pg.	16687	0223	18	16980	0482	18
1006209530	0482	18	31204657617	0947	18	16735	0947	18	17002	0947	18
1006209531	0482	18	31204657617	1722	18	16735	1722	18	17002	1722	18
1006209533	0482	18	Ishikawajima	Nº ZEN	Pg.	16736	0947	18	17003	0947	18
1006209536	0482	18	185866150	0947	18	16736	1722	18	17003	1722	18
1006209548	0482	18	185866150	1722	18	16737	0947	18	17011	0482	18
1006209563	0482	18	Iskra	Nº ZEN	Pg.	16737	1722	18	17013	0482	18
1006209567	0482	18	16902507	1700	18	16759	0947	18	17027	0947	18
1006209570	0482	18	16907197	1700	18	16759	1722	18	17027	1722	18
1006209572	0482	18	Isuzu	Nº ZEN	Pg.	16760	0947	18	17039	0482	18
1006209573	0482	18	8941291870	0947	18	16760	1722	18	17113	0392	18
1006209582	0482	18	8941291870	1722	18	16761	0947	18	17124	0482	18
1006209597	0482	18	Italacciai	Nº ZEN	Pg.	16761	1722	18	17125	0947	18
1006209598	0482	18	SD055	0325	18	16786	0947	18	17125	1722	18
1006209619	0482	18	SD306	0223	18	16786	1722	18	17135	0482	18
1006209684	0482	18	SD312	0118	18	16790	0947	18	17140	0482	18
1006209685	0482	18	SD437	0482	18	16790	1722	18	17143	0947	18
1006209693	0482	18	SD441	0392	18	16802	0947	18	17143	1722	18
1006209700	0482	18	SD496	0325	18	16802	1722	18	17157	0482	18
1006209701	0482	18	Kawasaki	Nº ZEN	Pg.	16821	0947	18	17163	0482	18
1006209705	0482	18	131013701	0749	18	16821	1722	18	17164	0482	18
1006209709	0482	18	131013703	0749	18	16823	0947	18	17165	0482	18
1006209939	0482	18	131013705	0749	18	16823	1722	18	17171	0947	18
2006208013	0223	18	131013706	0749	18	16825	0947	18	17171	1722	18
2006209394	0118	18	Kubota	Nº ZEN	Pg.	16825	1722	18	17225	0482	18
2006209405	0118	18	1550463041	0947	18	16826	0947	18	17229	0392	18
2006209408	0392	18	1550463041	1722	18	16826	1722	18	17240	0947	18
2006209423	0392	18	Lester	Nº ZEN	Pg.	16827	0947	18	17240	1722	18
2006209435	0118	18	16248	0947	18	16827	1722	18	17251	0947	18
2006209438	0392	18	16248	1722	18	16828	0947	18	17251	1722	18
2006209537	0760	18	16251	0947	18	16828	1722	18	17256	0947	18
9002453010	0392	18	16251	1722	18	16829	0947	18	17256	1722	18
9002453038	0118	18	16320	0223	18	16829	1722	18	17258	0392	18
9002453074	0118	18	16334	0223	18	16831	0947	18	17345	0947	18
9002453081	0392	18	16336	0223	18	16831	1722	18	17345	1722	18
9002453082	0118	18	16344	0223	18	16833	0947	18	17406	0482	18
9003336212	0223	18	16356	0223	18	16833	1722	18	17407	0482	18
F000AL1516	0482	18	16362	0223	18	16834	0947	18	17408	0482	18

Lester	Nº ZEN	Pg.
17414	0223	18
17420	0947	18
17420	1722	18
17422	0947	18
17422	1722	18
17481	0947	18
17481	1722	18
17487	0947	18
17487	1722	18
17508	0482	18
17521	0947	18
17521	1722	18
17530	0947	18
17530	1722	18
17537	0947	18
17537	1722	18
17576	0482	18
17664	0482	18
17699	0482	18
18028	0392	18
18122	0118	18
18181	0947	18
18181	1722	18
18182	0947	18
18182	1722	18
18259	0118	18
18330	0749	18
18648	0749	18
Lucas	Nº ZEN	Pg.
TMB455	0482	18
TMB570	0482	18
TNB439	0118	18
Lucas Indiel	Nº ZEN	Pg.
222439	0118	18
223261	0482	18
223320	0223	18
223573	0325	18
Mitsuba	Nº ZEN	Pg.
SM13	0751	18
Nippon	Nº ZEN	Pg.
0283007940	0818	18
Nippondenso	Nº ZEN	Pg.
283000010	1201	18
0283001600	0947	18
0283001600	1722	18
0283001601	0947	18
0283001601	1722	18
0283001602	0947	18
0283001602	1722	18
0283001603	0947	18
0283001603	1722	18
0283001790	0947	18
0283001790	1722	18
0283001791	0947	18
0283001791	1722	18

Nippondenso	Nº ZEN	Pg.
0283001800	0947	18
0283001800	1722	18
0283002000	0947	18
0283002000	1722	18
0283002110	0947	18
0283002110	1722	18
0283002111	0947	18
0283002111	1722	18
0283002270	0947	18
0283002270	1722	18
0283003630	0947	18
0283003630	1722	18
0283003631	0947	18
0283003631	1722	18
0283004160	0947	18
0283004160	1722	18
0283006940	0947	18
0283006940	1722	18
0283006990	0818	18
0283007170	0818	18
0283007990	0818	18
Polaris	Nº ZEN	Pg.
3084981	0751	18
3240120	0749	18
4060119	0749	18
Remy	Nº ZEN	Pg.
19024518	0392	18
Rotax	Nº ZEN	Pg.
294811	1941	19
684053	1941	19
684054	1941	19
684056	1941	19
684057	1941	19
684058	1941	19
Toyota	Nº ZEN	Pg.
2801120540	0947	18
2801120540	1722	18
2801126041	0947	18
2801126041	1722	18
2801126042	0947	18
2801126042	1722	18
2801135030	0947	18
2801135030	1722	18
2801176070	0818	18
2810110710	0947	18
2810110710	1722	18
Unipoint	Nº ZEN	Pg.
SD5053	1722	18
Volkswagen	Nº ZEN	Pg.
02A911023	0482	18
049911335A	0482	18
Yamaha	Nº ZEN	Pg.
6M68183E0000	0749	18

Bosch	Nº ZEN	Pg.	Bosch	Nº ZEN	Pg.	Bosch	Nº ZEN	Pg.	Bosch	Nº ZEN	Pg.
000114004	0482	18	0001108124	0482	18	0001208032	0223	18	0001360029	0392	18
0001108001	0482	18	0001108125	0482	18	0001208501	0482	18	0001360033	0392	18
0001108002	0482	18	0001108126	0482	18	0001208507	0482	18	0001360041	0392	18
0001108003	0482	18	0001108130	0482	18	0001208510	0482	18	0001360042	0392	18
0001108007	0482	18	0001108136	0482	18	0001208515	0482	18	0001360050	0118	18
0001108009	0482	18	0001108143	0482	18	0001208516	0482	18	0001360054	0392	18
0001108010	0482	18	0001108148	0482	18	0001208517	0482	18	0001360064	0392	18
0001108011	0482	18	0001108149	0482	18	0001208518	0482	18	0001364101	0392	18
0001108012	0482	18	0001108150	0482	18	0001208528	0482	18	0001364102	0392	18
0001108016	0482	18	0001108153	0482	18	0001208705	0482	18	0001364103	0392	18
0001108017	0482	18	0001110012	0482	18	0001208707	0482	18	0001364104	0392	18
0001108018	0482	18	0001110022	0482	18	0001208709	0482	18	0001364203	0760	18
0001108019	0482	18	0001110023	0482	18	0001208710	0482	18	0001364206	0760	18
0001108022	0482	18	0001110027	0482	18	0001208711	0482	18	0001365005	0118	18
0001108023	0482	18	0001110029	0482	18	0001208713	0482	18	9000083035	0118	18
0001108024	0482	18	0001110030	0482	18	0001208714	0482	18	9000083038	0118	18
0001108026	0482	18	0001110045	0482	18	0001208717	0482	18	9000083041	0118	18
0001108027	0482	18	0001110046	0482	18	0001209001	0223	18	9000083042	0118	18
0001108028	0482	18	0001110048	0482	18	0001209006	0223	18	9000083051	0118	18
0001108029	0482	18	0001110049	0482	18	0001209014	0223	18	9000083055	0118	18
0001108030	0482	18	0001110052	0482	18	0001211020	0223	18	9000083058	0118	18
0001108031	0482	18	0001110100	0482	18	0001211500	0482	18	9000083059	0118	18
0001108035	0482	18	0001110101	0482	18	0001211501	0482	18	9000083062	0118	18
0001108038	0482	18	0001110106	0482	18	0001211502	0482	18	9000141100	0325	18
0001108043	0482	18	0001110107	0482	18	0001211503	0482	18	9000141101	0325	18
0001108044	0482	18	0001110122	0482	18	0001211504	0482	18	9000141103	0325	18
0001108047	0482	18	0001110128	0482	18	0001211505	0482	18	9000141107	0325	18
0001108048	0482	18	0001112005	0482	18	0001211510	0482	18	9000141108	0325	18
0001108051	0482	18	0001112007	0482	18	0001211514	0482	18	9000141111	0325	18
0001108052	0482	18	0001112008	0482	18	0001211525	0482	18	9000141112	0325	18
0001108053	0482	18	0001112013	0482	18	0001211536	0482	18	9000141114	0325	18
0001108056	0482	18	0001112015	0482	18	0001212006	0325	18	9000143305	0392	18
0001108061	0482	18	0001112021	0482	18	0001214001	0223	18	9000333104	0482	18
0001108062	0482	18	0001112025	0482	18	0001223507	1700	18	9000333106	0482	18
0001108064	0482	18	0001112027	0482	18	0001310005	0223	18	9000333109	0482	18
0001108072	0482	18	0001112028	0482	18	0001310010	0223	18	9000333114	0482	18
0001108073	0482	18	0001112029	0482	18	0001310013	0223	18	9000333117	0482	18
0001108074	0482	18	0001113001	0482	18	0001311007	0223	18	9000334104	0325	18
0001108078	0482	18	0001113004	0482	18	0001311016	0223	18	9000453073	0118	18
0001108079	0482	18	0001113007	0482	18	0001311025	0223	18	9000453086	0118	18
0001108080	0482	18	0001113013	0482	18	0001311045	0223	18	9000453089	0392	18
0001108081	0482	18	0001114003	0482	18	0001359004	0392	18	F000ALO700	0118	18
0001108085	0482	18	0001114015	0482	18	0001359008	0118	18	CNH	Nº ZEN	Pg.
0001108086	0482	18	0001114016	0482	18	0001359053	0392	18	82036365	1700	18
0001108088	0482	18	0001157013	0325	18	0001359056	0392	18	84208918	1700	18
0001108089	0482	18	0001157021	0325	18	0001359060	0392	18	87398251	1700	18
0001108090	0482	18	0001157023	0325	18	0001359064	0118	18	87583927	1700	18
0001108093	0482	18	0001207003	0223	18	0001359067	0118	18	504388220	1700	18
0001108098	0482	18	0001207006	0223	18	0001359075	0392	18	Daihatsu	Nº ZEN	Pg.
0001108101	0482	18	0001207012	0223	18	0001359076	0392	18	2810072010	0947	18
0001108102	0482	18	0001207014	0223	18	0001359099	0392	18	2810072010	1722	18
0001108107	0482	18	0001207015	0223	18	0001359106	0392	18	Harley Davidson	Nº ZEN	Pg.
0001108112	0482	18	0001208004	0223	18	0001359108	0392	18	3145564	0898	18
0001108113	0482	18	0001208006	0223	18	0001359112	0392	18	3145564A	0898	18
0001108120	0482	18	0001208007	0223	18	0001359124	0392	18			

Ishikawajima	Nº ZEN	Pg.	Iskra	Nº ZEN	Pg.	Nippondenso	Nº ZEN	Pg.	Nippondenso	Nº ZEN	Pg.
185086240	0947	18	11131946	1700	18	280007392	1722	18	1280003350	0947	18
185086240	1722	18	11131947	1700	18	280007560	0947	18	1280003350	1722	18
185086340	0947	18	11131956	1700	18	280007560	1722	18	1280003590	0947	18
185086340	1722	18	11131963	1700	18	280007620	0947	18	1280003590	1722	18
Iskra	Nº ZEN	Pg.	11131964	1700	18	280007620	1722	18	1280003670	0947	18
IS1189	1700	18	11131966	1700	18	280008050	0947	18	1280003670	1722	18
AZE4125	1700	18	11131975	1700	18	280008050	1722	18	1280003990	0947	18
AZE4128	1700	18	11131984	1700	18	280008060	0947	18	1280003990	1722	18
AZE4150	1700	18	11131989	1700	18	280008060	1722	18	1280004420	0947	18
AZE4151	1700	18	11131990	1700	18	280008220	0947	18	1280004420	1722	18
AZE4156	1700	18	11132050	1700	18	280008220	1722	18	1280005110	1722	18
AZE4159	1700	18	11132067	1700	18	280008261	0947	18	1280005261	0947	18
AZE4165	1700	18	11132068	1700	18	280008261	1722	18	1280005261	1722	18
AZE4170	1700	18	Iveco	Nº ZEN	Pg.	280008290	0947	18	1280005410	0947	18
AZE4172	1700	18	504015749	1700	18	280008290	1722	18	1280005410	1722	18
AZE4173	1700	18	Kubota	Nº ZEN	Pg.	280008320	0947	18	1280005700	0947	18
AZE4190	1700	18	1550463011	0947	18	280008320	1722	18	1280005700	1722	18
AZE4192	1700	18	1550463011	1722	18	280008850	0947	18	1280005780	0947	18
AZE4195	1700	18	1574163011	0947	18	280008850	1722	18	1280005780	1722	18
AZE4197	1700	18	1574163011	1722	18	280009070	0947	18	1280005781	0947	18
AZE4199	1700	18	Nippon	Nº ZEN	Pg.	280009070	1722	18	1280005781	1722	18
AZE4201	1700	18	2280000990	0818	18	280009260	0947	18	1280005840	0947	18
AZE4204	1700	18	2280000991	0818	18	280009260	1722	18	1280005840	1722	18
AZE4207	1700	18	2280001060	0818	18	280009380	0947	18	1280005850	0947	18
AZE4208	1700	18	2280001530	0818	18	280009380	1722	18	1280005850	1722	18
AZE4214	1700	18	2280001531	0818	18	280009711	0947	18	1280007090	0947	18
AZE4215	1700	18	2280004570	0818	18	280009711	1722	18	1280007090	1722	18
AZE4221	1700	18	2280006482	0818	18	280009720	0947	18	1280007100	0947	18
AZE4226	1700	18	2280007800	0818	18	280009720	1722	18	1280007100	1722	18
AZE4227	1700	18	2280007801	0818	18	280009860	0947	18	1280007330	0947	18
AZE4573	1700	18	Nippondenso	Nº ZEN	Pg.	280009860	1722	18	1280007330	1722	18
AZE4579	1700	18	280004010	1722	18	1280000101	0947	18	1280007500	1201	18
11131035	1700	18	280004343	0947	18	1280000101	1722	18	1280007680	0947	18
11131036	1700	18	280004343	1722	18	1280000220	0947	18	1280007680	1722	18
11131050	1700	18	280004450	0947	18	1280000220	1722	18	1280007690	0947	18
11131112	1700	18	280004450	1722	18	1280000230	0947	18	1280007690	1722	18
11131216	1700	18	280005900	0947	18	1280000230	1722	18	1280007912	0947	18
11131279	1700	18	280005900	1722	18	1280000500	0947	18	1280007912	1722	18
11131315	1700	18	280005912	0947	18	1280000500	1722	18	1280008070	0947	18
11131424	1700	18	280005912	1722	18	1280000510	0947	18	1280008070	1722	18
11131535	1700	18	280006001	0947	18	1280000510	1722	18	1280008080	0947	18
11131544	1700	18	280006001	1722	18	1280001370	0947	18	1280008080	1722	18
11131605	1700	18	280006120	0947	18	1280001370	1722	18	1280008210	0818	18
11131606	1700	18	280006120	1722	18	1280001440	0947	18	1280008240	0947	18
11131659	1700	18	280006332	0947	18	1280001440	1722	18	1280008240	1722	18
11131696	1700	18	280006332	1722	18	1280001441	0947	18	1280008560	0947	18
11131716	1700	18	280006362	0947	18	1280001441	1722	18	1280008560	1722	18
11131761	1700	18	280006362	1722	18	1280001520	0947	18	1280009190	0818	18
11131780	1700	18	280006450	0947	18	1280001520	1722	18	1280009191	0818	18
11131781	1700	18	280006450	1722	18	1280001630	0947	18	1280009300	0818	18
11131793	1700	18	280006930	0947	18	1280001630	1722	18	1280009310	0818	18
11131890	1700	18	280006930	1722	18	1280002060	0947	18	1280009380	0818	18
11131892	1700	18	280007321	0947	18	1280002060	1722	18	1280009380	1201	18
11131932	1700	18	280007321	1722	18	1280003340	0947	18	1280009520	0818	18
11131942	1700	18	280007392	0947	18	1280003340	1722	18	1280009700	0818	18

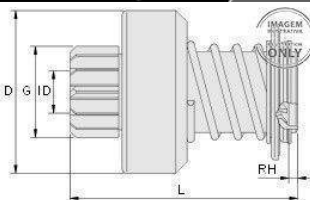
Nippondenso	Nº ZEN	Pg.
2280000311	0947	18
2280000311	1722	18
2280000340	0818	18
2280000580	0947	18
2280000580	1722	18
2280000960	0947	18
2280000960	1722	18
2280001100	0947	18
2280001100	1722	18
2280001110	0947	18
2280001110	1722	18
2280001160	0818	18
2280001710	0947	18
2280001710	1722	18
2280002020	0947	18
2280002020	1722	18
2280002121	0947	18
2280002121	1722	18
2280002300	0947	18
2280002300	1722	18
2280002610	0947	18
2280002610	1722	18
2280002620	0947	18
2280002620	1722	18
2280002682	0947	18
2280002682	1722	18
2280002691	0947	18
2280002691	1722	18
2280002701	0947	18
2280002701	1722	18
2280002760	0947	18
2280002760	1722	18
2280002770	0947	18
2280002770	1722	18
2280002851	0947	18
2280002851	1722	18
2280002880	0947	18
2280002880	1722	18
2280003200	0947	18
2280003200	1722	18
2280003290	0947	18
2280003290	1722	18
2280004320	0947	18
2280004320	1722	18
2280004330	0947	18
2280004330	1722	18
2280007390	0818	18
2280007391	0818	18
2280007392	0818	18
Rotax	Nº ZEN	Pg.
684282	1941	19
Toyota	Nº ZEN	Pg.
2810010040	0947	18
2810010040	1722	18
2810010060	0947	18

Toyota	Nº ZEN	Pg.
2810010060	1722	18
2810013010	0947	18
2810013010	1722	18
2810015020	0947	18
2810015020	1722	18
2810015040	0947	18
2810015040	1722	18
2810015070	0947	18
2810015070	1722	18
2810015130	0947	18
2810015130	1722	18
2810015180	0947	18
2810015180	1722	18
2810016020	0947	18
2810016020	1722	18
2810016080	0947	18
2810016080	1722	18
2810016110	0947	18
2810016110	1722	18
2810016270	0818	18
2810027010	0947	18
2810027010	1722	18
2810027030	0947	18
2810027030	1722	18
2810027050	0947	18
2810027050	1722	18
2810027060	0947	18
2810027060	1722	18
2810031010	0947	18
2810031010	1722	18
2810034060	0947	18
2810034060	1722	18
2810034080	0947	18
2810034080	1722	18
2810034100	0947	18
2810034100	1722	18
2810041060	0947	18
2810041060	1722	18
2810042040	0947	18
2810042040	1722	18
2810042050	0947	18
2810042050	1722	18
2810044030	0947	18
2810044030	1722	18
2810044050	0947	18
2810044050	1722	18
2810045033	0947	18
2810045033	1722	18
2810045050	0947	18
2810045050	1722	18
2810046100	0818	18
2810046120	0818	18
2810046140	0818	18
2810049090	0818	18
2810051031	0947	18

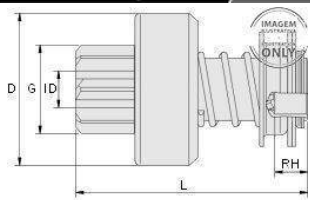
Toyota	Nº ZEN	Pg.
2810051031	1722	18
2810060070	0947	18
2810060070	1722	18
2810063020	0947	18
2810063020	1722	18
2810063050	0947	18
2810063050	1722	18
2810072010	0947	18
2810072010	1722	18
2810072020	0947	18
2810072020	1722	18
2810072030	0947	18
2810072030	1722	18
2810072040	0947	18
2810072040	1722	18
2810072050	0947	18
2810072050	1722	18
2810072060	0947	18
2810072060	1722	18
2810072070	0947	18
2810072070	1722	18
2810072090	0947	18
2810072090	1722	18
2810072100	0947	18
2810072100	1722	18
2810072110	0947	18
2810072110	1722	18
2810073010	0947	18
2810073010	1722	18
2810075050	0818	18
2810076060	0818	18
2810076070	0818	18
Yamaha	Nº ZEN	Pg.
6k8818071000	0754	18

T	G	L	SPL	ID	D	RH	CW/CCW
Nº de Dentes # Of Pinon Teeth # De Los Dientes Del Pinón	Diâmetro Externo (mm) Pinon O.D. Piñon-Dimension	Comprimento (mm) Length Largo	Nº de Estrial # Of Splines # De Estriás	Diâmetro da Bucha (mm) Pinon I.D. Pinón-Dimensión Interna	Diâmetro da Capa (mm) Drive O.D. Dimensión Externa	Profundidade de Rebaixo Height of Rabbet Altura Del Rebajo	Horário/Anti Horário Clockwise/Counter Clockwise Horario/Antihorario

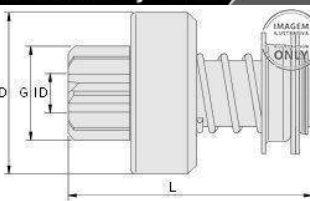
Nº ZEN	T	G	L	SPL	ID	D	RH	CW/CCW	Familia/Family/Familia	001
0325	9	25.8	62	10	12	46.5	3	Horário		



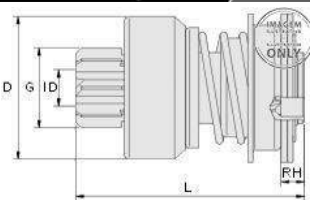
Nº ZEN	T	G	L	SPL	ID	D	RH	CW/CCW	Familia/Family/Familia	014
0118	10	40	91	10	14.26	60	13	Horário		
0392	11	41	91	10	14.3	60	13	Horário		



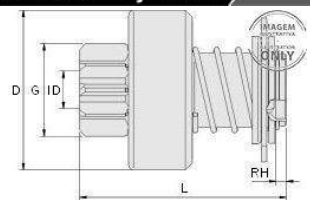
Nº ZEN	T	G	L	SPL	ID	D	RH	CW/CCW	Familia/Family/Familia	015
0760	11	41	91	10	14.3	60		Horário		



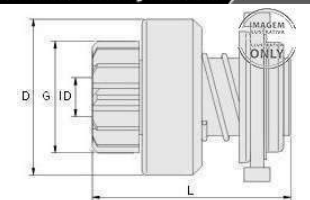
Nº ZEN	T	G	L	SPL	ID	D	RH	CW/CCW	Familia/Family/Familia	049
0223	9	29.64	69	10	12	46.5	7	Horário		



Nº ZEN	T	G	L	SPL	ID	D	RH	CW/CCW	Familia/Family/Familia	091
1700	10	39.3	75.6	14	14.26	60.4		Horário		

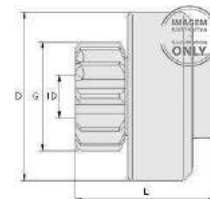


Nº ZEN	T	G	L	SPL	ID	D	RH	CW/CCW	Familia/Family/Familia	100
0482	9	25.8	58.5	10	12	46.3		Horário		

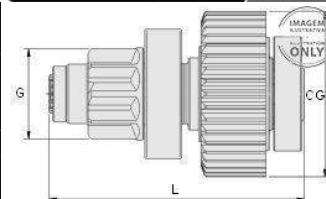


T	G	L	SPL	ID	D	RH	CW/CCW
Nº de Dentes # Of Pinon Teeth # De Los Dientes Del Pinón	Diâmetro Externo (mm) Pinon O.D. Piñon-Dimension	Comprimento (mm) Length Largo	Nº de Estrial # Of Splines # De Estrías	Diâmetro da Bucha (mm) Pinon I.D. Pinón-Dimensión Interna	Diâmetro da Capa (mm) Drive O.D. Dimensión Externa	Profundidade de Rebaixo Height of Rabbet Altura Del Rebajo	Horário/Anti Horário Clockwise/Counter Clockwise Horario/Antihorario

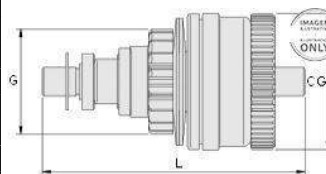
Nº ZEN	T	G	L	SPL	ID	D	RH	CW/CCW	Familia/Family/Familia	108
0754	11	33.5	39.5	6	12	46.5		Anti-horário		
0898	11	43.1	40.5	19	12	54.5		Horário		



Nº ZEN	T	G	L	SPL	ID	D	RH	CW/CCW	Familia/Family/Familia	124
0818	9	29.6	83					Horário		
0947	9	29.64	102					Horário		
1201			52					Horário		
1566	10	28.2	110					Horário		
1722	18	12.7	102					Horário		



Nº ZEN	T	G	L	SPL	ID	D	RH	CW/CCW	Familia/Family/Familia	126
0749	19	44.5	107					Anti-horário		
0751	17	39.3	91.5					Anti-horário		
1941	17	39.3	79.6					Anti-horário		



T	G	L	SPL	ID	CT	D	FAM	CW/CCW
Nº de Dentes # Of Pinon Teeth # De Los Dientes Del Pinón	Ø Externo (mm) Pinon O.D. Piñon - Ø Externa	Comprimento Total (mm) Length Largo	Nº de Estrias # Of Splines # De Estriás	Ø da Bucha (mm) Pinon I.D. Pinón - Ø Interna	Nº Dentes Coroa # Barrel Gear Teeth # Dientes de la Corona	Ø da Capa (mm) Drive O.D. Ø Externa	Família Family Familia	Horário/Anti Horário Clockwise/Counter Clockwise Horario/Antihorario

<div>0118</div> <div></div> <div>APLICAÇÃO Application / Aplicación Pg. 20</div>	<div>1.01.0118.0</div> <table><tr><td>T</td><td>10</td></tr><tr><td>G</td><td>40</td></tr><tr><td>L</td><td>91</td></tr><tr><td>SPL</td><td>10</td></tr><tr><td>ID</td><td>14.26</td></tr><tr><td>D</td><td>60</td></tr><tr><td>FAM</td><td>014</td></tr><tr><td>CW/CCW</td><td>Horário</td></tr></table>	T	10	G	40	L	91	SPL	10	ID	14.26	D	60	FAM	014	CW/CCW	Horário	<div>0223</div> <div></div> <div>APLICAÇÃO Application / Aplicación Pg. 20</div>	<div>1.01.0223.0</div> <table><tr><td>T</td><td>9</td></tr><tr><td>G</td><td>29.64</td></tr><tr><td>L</td><td>69</td></tr><tr><td>SPL</td><td>10</td></tr><tr><td>ID</td><td>12</td></tr><tr><td>D</td><td>46.5</td></tr><tr><td>FAM</td><td>049</td></tr><tr><td>CW/CCW</td><td>Horário</td></tr></table>	T	9	G	29.64	L	69	SPL	10	ID	12	D	46.5	FAM	049	CW/CCW	Horário	<div>0325</div> <div></div> <div>APLICAÇÃO Application / Aplicación Pg. 20</div>	<div>1.01.0325.0</div> <table><tr><td>T</td><td>9</td></tr><tr><td>G</td><td>25.8</td></tr><tr><td>L</td><td>62</td></tr><tr><td>SPL</td><td>10</td></tr><tr><td>ID</td><td>12</td></tr><tr><td>D</td><td>46.5</td></tr><tr><td>FAM</td><td>001</td></tr><tr><td>CW/CCW</td><td>Horário</td></tr></table>	T	9	G	25.8	L	62	SPL	10	ID	12	D	46.5	FAM	001	CW/CCW	Horário	<div>0392</div> <div></div> <div>APLICAÇÃO Application / Aplicación Pg. 20</div>	<div>1.01.0392.0</div> <table><tr><td>T</td><td>11</td></tr><tr><td>G</td><td>41</td></tr><tr><td>L</td><td>91</td></tr><tr><td>SPL</td><td>10</td></tr><tr><td>ID</td><td>14.3</td></tr><tr><td>D</td><td>60</td></tr><tr><td>FAM</td><td>014</td></tr><tr><td>CW/CCW</td><td>Horário</td></tr></table>	T	11	G	41	L	91	SPL	10	ID	14.3	D	60	FAM	014	CW/CCW	Horário
T	10																																																																						
G	40																																																																						
L	91																																																																						
SPL	10																																																																						
ID	14.26																																																																						
D	60																																																																						
FAM	014																																																																						
CW/CCW	Horário																																																																						
T	9																																																																						
G	29.64																																																																						
L	69																																																																						
SPL	10																																																																						
ID	12																																																																						
D	46.5																																																																						
FAM	049																																																																						
CW/CCW	Horário																																																																						
T	9																																																																						
G	25.8																																																																						
L	62																																																																						
SPL	10																																																																						
ID	12																																																																						
D	46.5																																																																						
FAM	001																																																																						
CW/CCW	Horário																																																																						
T	11																																																																						
G	41																																																																						
L	91																																																																						
SPL	10																																																																						
ID	14.3																																																																						
D	60																																																																						
FAM	014																																																																						
CW/CCW	Horário																																																																						
<div>0482</div> <div></div> <div>APLICAÇÃO Application / Aplicación Pg. 21</div>	<div>1.01.0482.0</div> <table><tr><td>T</td><td>9</td></tr><tr><td>G</td><td>25.8</td></tr><tr><td>L</td><td>58.5</td></tr><tr><td>SPL</td><td>10</td></tr><tr><td>ID</td><td>12</td></tr><tr><td>D</td><td>46.3</td></tr><tr><td>FAM</td><td>100</td></tr><tr><td>CW/CCW</td><td>Horário</td></tr></table>	T	9	G	25.8	L	58.5	SPL	10	ID	12	D	46.3	FAM	100	CW/CCW	Horário	<div>0749</div> <div></div> <div>APLICAÇÃO Application / Aplicación Pg. 21</div>	<div>1.01.0749.0</div> <table><tr><td>T</td><td>19</td></tr><tr><td>G</td><td>44.5</td></tr><tr><td>L</td><td>107</td></tr><tr><td>SPL</td><td>-</td></tr><tr><td>CT</td><td>55</td></tr><tr><td>D</td><td>-</td></tr><tr><td>FAM</td><td>126</td></tr><tr><td>CW/CCW</td><td>Anti-horário</td></tr></table>	T	19	G	44.5	L	107	SPL	-	CT	55	D	-	FAM	126	CW/CCW	Anti-horário	<div>0751</div> <div></div> <div>APLICAÇÃO Application / Aplicación Pg. 21</div>	<div>1.01.0751.0</div> <table><tr><td>T</td><td>17</td></tr><tr><td>G</td><td>39.3</td></tr><tr><td>L</td><td>91.5</td></tr><tr><td>SPL</td><td>-</td></tr><tr><td>CT</td><td>40</td></tr><tr><td>D</td><td>-</td></tr><tr><td>FAM</td><td>126</td></tr><tr><td>CW/CCW</td><td>Anti-horário</td></tr></table>	T	17	G	39.3	L	91.5	SPL	-	CT	40	D	-	FAM	126	CW/CCW	Anti-horário	<div>0754</div> <div></div> <div>APLICAÇÃO Application / Aplicación Pg. 21</div>	<div>1.01.0754.0</div> <table><tr><td>T</td><td>11</td></tr><tr><td>G</td><td>33.5</td></tr><tr><td>L</td><td>39.5</td></tr><tr><td>SPL</td><td>6</td></tr><tr><td>ID</td><td>12</td></tr><tr><td>D</td><td>46.5</td></tr><tr><td>FAM</td><td>108</td></tr><tr><td>CW/CCW</td><td>Anti-horário</td></tr></table>	T	11	G	33.5	L	39.5	SPL	6	ID	12	D	46.5	FAM	108	CW/CCW	Anti-horário
T	9																																																																						
G	25.8																																																																						
L	58.5																																																																						
SPL	10																																																																						
ID	12																																																																						
D	46.3																																																																						
FAM	100																																																																						
CW/CCW	Horário																																																																						
T	19																																																																						
G	44.5																																																																						
L	107																																																																						
SPL	-																																																																						
CT	55																																																																						
D	-																																																																						
FAM	126																																																																						
CW/CCW	Anti-horário																																																																						
T	17																																																																						
G	39.3																																																																						
L	91.5																																																																						
SPL	-																																																																						
CT	40																																																																						
D	-																																																																						
FAM	126																																																																						
CW/CCW	Anti-horário																																																																						
T	11																																																																						
G	33.5																																																																						
L	39.5																																																																						
SPL	6																																																																						
ID	12																																																																						
D	46.5																																																																						
FAM	108																																																																						
CW/CCW	Anti-horário																																																																						
<div>0760</div> <div></div> <div>APLICAÇÃO Application / Aplicación Pg. 22</div>	<div>1.01.0760.0</div> <table><tr><td>T</td><td>11</td></tr><tr><td>G</td><td>41</td></tr><tr><td>L</td><td>91</td></tr><tr><td>SPL</td><td>10</td></tr><tr><td>ID</td><td>14.3</td></tr><tr><td>D</td><td>60</td></tr><tr><td>FAM</td><td>015</td></tr><tr><td>CW/CCW</td><td>Horário</td></tr></table>	T	11	G	41	L	91	SPL	10	ID	14.3	D	60	FAM	015	CW/CCW	Horário	<div>0818</div> <div></div> <div>APLICAÇÃO Application / Aplicación Pg. 22</div>	<div>1.01.0818.0</div> <table><tr><td>T</td><td>9</td></tr><tr><td>G</td><td>29.6</td></tr><tr><td>L</td><td>83</td></tr><tr><td>SPL</td><td>-</td></tr><tr><td>CT</td><td>40</td></tr><tr><td>D</td><td>-</td></tr><tr><td>FAM</td><td>124</td></tr><tr><td>CW/CCW</td><td>Horário</td></tr></table>	T	9	G	29.6	L	83	SPL	-	CT	40	D	-	FAM	124	CW/CCW	Horário	<div>0898</div> <div></div> <div>APLICAÇÃO Application / Aplicación Pg. 22</div>	<div>1.01.0898.0</div> <table><tr><td>T</td><td>11</td></tr><tr><td>G</td><td>43.1</td></tr><tr><td>L</td><td>40.5</td></tr><tr><td>SPL</td><td>19</td></tr><tr><td>ID</td><td>12</td></tr><tr><td>D</td><td>54.5</td></tr><tr><td>FAM</td><td>108</td></tr><tr><td>CW/CCW</td><td>Horário</td></tr></table>	T	11	G	43.1	L	40.5	SPL	19	ID	12	D	54.5	FAM	108	CW/CCW	Horário	<div>0947</div> <div></div> <div>APLICAÇÃO Application / Aplicación Pg. 22</div>	<div>1.01.0947.0</div> <table><tr><td>T</td><td>9</td></tr><tr><td>G</td><td>29.64</td></tr><tr><td>L</td><td>102</td></tr><tr><td>SPL</td><td>-</td></tr><tr><td>CT</td><td>40</td></tr><tr><td>D</td><td>-</td></tr><tr><td>FAM</td><td>124</td></tr><tr><td>CW/CCW</td><td>Horário</td></tr></table>	T	9	G	29.64	L	102	SPL	-	CT	40	D	-	FAM	124	CW/CCW	Horário
T	11																																																																						
G	41																																																																						
L	91																																																																						
SPL	10																																																																						
ID	14.3																																																																						
D	60																																																																						
FAM	015																																																																						
CW/CCW	Horário																																																																						
T	9																																																																						
G	29.6																																																																						
L	83																																																																						
SPL	-																																																																						
CT	40																																																																						
D	-																																																																						
FAM	124																																																																						
CW/CCW	Horário																																																																						
T	11																																																																						
G	43.1																																																																						
L	40.5																																																																						
SPL	19																																																																						
ID	12																																																																						
D	54.5																																																																						
FAM	108																																																																						
CW/CCW	Horário																																																																						
T	9																																																																						
G	29.64																																																																						
L	102																																																																						
SPL	-																																																																						
CT	40																																																																						
D	-																																																																						
FAM	124																																																																						
CW/CCW	Horário																																																																						
<div>1201</div> <div></div> <div>APLICAÇÃO Application / Aplicación Pg. 23</div>	<div>1.01.0750.1</div> <table><tr><td>T</td><td>-</td></tr><tr><td>G</td><td>-</td></tr><tr><td>L</td><td>52</td></tr><tr><td>SPL</td><td>-</td></tr><tr><td>CT</td><td>40</td></tr><tr><td>D</td><td>-</td></tr><tr><td>FAM</td><td>124</td></tr><tr><td>CW/CCW</td><td>Horário</td></tr></table>	T	-	G	-	L	52	SPL	-	CT	40	D	-	FAM	124	CW/CCW	Horário	<div>1566</div> <div></div> <div>APLICAÇÃO Application / Aplicación Pg. 23</div>	<div>1.01.1566.0</div> <table><tr><td>T</td><td>10</td></tr><tr><td>G</td><td>28.2</td></tr><tr><td>L</td><td>110</td></tr><tr><td>SPL</td><td>-</td></tr><tr><td>CT</td><td>40</td></tr><tr><td>D</td><td>-</td></tr><tr><td>FAM</td><td>124</td></tr><tr><td>CW/CCW</td><td>Horário</td></tr></table>	T	10	G	28.2	L	110	SPL	-	CT	40	D	-	FAM	124	CW/CCW	Horário	<div>1700</div> <div></div> <div>APLICAÇÃO Application / Aplicación Pg. 23</div>	<div>1.01.1700.0</div> <table><tr><td>T</td><td>10</td></tr><tr><td>G</td><td>39.3</td></tr><tr><td>L</td><td>75.6</td></tr><tr><td>SPL</td><td>14</td></tr><tr><td>ID</td><td>14.26</td></tr><tr><td>D</td><td>60.4</td></tr><tr><td>FAM</td><td>091</td></tr><tr><td>CW/CCW</td><td>Horário</td></tr></table>	T	10	G	39.3	L	75.6	SPL	14	ID	14.26	D	60.4	FAM	091	CW/CCW	Horário	<div>1722</div> <div></div> <div>APLICAÇÃO Application / Aplicación Pg. 23</div>	<div>1.01.1722.0</div> <table><tr><td>T</td><td>18</td></tr><tr><td>G</td><td>12.7</td></tr><tr><td>L</td><td>102</td></tr><tr><td>SPL</td><td>-</td></tr><tr><td>CT</td><td>40</td></tr><tr><td>D</td><td>-</td></tr><tr><td>FAM</td><td>124</td></tr><tr><td>CW/CCW</td><td>Horário</td></tr></table>	T	18	G	12.7	L	102	SPL	-	CT	40	D	-	FAM	124	CW/CCW	Horário
T	-																																																																						
G	-																																																																						
L	52																																																																						
SPL	-																																																																						
CT	40																																																																						
D	-																																																																						
FAM	124																																																																						
CW/CCW	Horário																																																																						
T	10																																																																						
G	28.2																																																																						
L	110																																																																						
SPL	-																																																																						
CT	40																																																																						
D	-																																																																						
FAM	124																																																																						
CW/CCW	Horário																																																																						
T	10																																																																						
G	39.3																																																																						
L	75.6																																																																						
SPL	14																																																																						
ID	14.26																																																																						
D	60.4																																																																						
FAM	091																																																																						
CW/CCW	Horário																																																																						
T	18																																																																						
G	12.7																																																																						
L	102																																																																						
SPL	-																																																																						
CT	40																																																																						
D	-																																																																						
FAM	124																																																																						
CW/CCW	Horário																																																																						

T	G	L	SPL	ID	CT	D	FAM	CW/CCW
Nº de Dentes # Of Pinon Teeth # De Los Dientes Del Pinón	Ø Externo (mm) Pinon O.D. Piñon - Ø Externa	Comprimento Total (mm) Length Largo	Nº de Estrias # Of Splines # De Estriás	Ø da Bucha (mm) Pinon I.D. Pinón - Ø Interna	Nº Dentes Coroa # Barrel Gear Teeth # Dientes de la Corona	Ø da Capa (mm) Drive O.D. Ø Externa	Familia Family Familia	Horário/Anti Horário Clockwise/Counter Clockwise Horario/Antihorario

1941



APLICAÇÃO
Application / Aplicación
Pg. 24

T	17
G	39.3
L	79.6
SPL	-
CT	44
D	-
FAM	126
CW/CCW	Anti-horário

0118

IMPULSOR DE PARTIDA DO MOTOR DE ARRANQUE
STARTER DRIVE / IMPULSOR DE PARTIDA

FOTO / Photo pg. 18

APLICAÇÃO / Application / Aplicación

Case: Retroescavadeira 580H - CBT: Trator 8240 | Trator 8260 4x4 com motor Perkins - Chrysler: Caminhão Dodge D300 com motor Perkins 09/1977...
 General Motors/Chevrolet: 4006MT | 8000MT | D40 | D6000 com motor Maxion 03/1992... | Pick Up D20 com motor Maxion - John Deere: MD630 | MND730
 Kawasaki: F1300DT | F1400DT | F1500DT | F1600DT | F1800DT | F1902DT | F2105D - Komatsu: P160 | P170 | P170T | P190 | P200 | P260 | P270 |
 Retroescavadeira PC150 mod. 5, (Hidráulica) - Massey Ferguson: Colheitadeira MF3640 PER-A 6358 | Colheitadeira MF5650 turbo PER-AT 6354-4 | Colheitadeira MF102
 | Colheitadeira MF1630 | Colheitadeira MF1630 PER-A 4248 | Colheitadeira MF210S | Colheitadeira MF220 | Colheitadeira MF310 | Colheitadeira MF3640 | Colheitadeira
 MF5650 | Colheitadeira MF5650 PER-A 6354-4 | Pick Up | Trator Maxion 9150 | Trator Maxion 9110 | Trator Maxion 9130 | Trator Maxion 9170 | Trator MF265 | Trator
 MF270 | Trator MF275 | Trator MF275/4 | Trator MF285 | Trator MF290 | Trator MF292 | Trator MF295 | Trator MF295/4 | Trator MF296 | Trator MF296/4 | Trator
 MF400 | Trator MF50X | Trator MF55X | Trator MF65R | Trator MF65X | Trator MF85X | Trator MF86 | Trator MF95 | Trator MF95i - Mercedes Benz: Ônibus O917
 01/1988... | Ônibus OF 1113 01/1988... | Ônibus OH1113 01/1988... - Perkins: Maxion S4T GM - D20 03/1992... | Maxion 1006.6T Trator Ideal 9075 09/1994... | Maxion
 1006.6T Trator Ideal 9090 09/1994... | Maxion S4T GM - D6000 03/1992... | Motor Industrial 4203 | Motor Industrial 4236 | Motor Industrial 63544 | Motor Industrial 6358 |
 Motor Industrial 3152 | Motor Industrial 4203 | Motor Industrial 4236 | Motor Industrial 6358 | Perkins 248 Trator CBT 8240 01/1984... | Perkins 4236 A | Perkins 6.354/4
 Trator CBT 8260 4x4 01/1984... | Perkins A6.358 08/1989... | Trator 296 04/1976... | Trator 400 04/1976... | Trator Ideal 9110 08/1989... | Trator Ideal 9130 08/1989... | Trator
 Ideal 9150 08/1989... | Trator Ideal 9170 08/1989... | Trator MF 290/4 04/1976... | Trator MF 292 04/1976... | Trator MF 275 04/1976... | Trator MF 275/4 04/1976... | Trator
 MF 283 | Trator MF 283 04/1976... | Trator MF 290 04/1976... | Trator MF 292 turbo 04/1976... | Trator MF 296/4 04/1976... - Volvo: 406 | 407 | F82 | F83S - Yanmar:
 Motor Estacionário BT22 | Motor Estacionário BT33 | Motor Estacionário BT22 | Motor Estacionário BT23 | Trator 1050D | Trator 1050D 4x4

MOTOR

Bosch: 0001359008 | 0001359064 | 0001359067 | 0001360050 | 0001365005 | 9000083035 | 9000083038 | 9000083041 | 9000083042 | 9000083051 | 9000083055 |
 9000083058 | 9000083059 | 9000083062 | 9000453073 | 9000453086 | F000ALO700

EQUIVALENTE / Equivalent

Bosch: 2006209394 | 2006209405 | 2006209435 | 9002453038 | 9002453074 | 9002453082 - Italacciai: SD312 - Lester: 18122 | 18259 - Lucas: TNB439
 Lucas Indiel: 222439

0223

IMPULSOR DE PARTIDA DO MOTOR DE ARRANQUE
STARTER DRIVE / IMPULSOR DE PARTIDA

FOTO / Photo pg. 18

APLICAÇÃO / Application / Aplicación

Alfa Romeo: 2600TT - BMW: 1500 | 1502 | 1600 | 1602 | 1800 | 1800TI | 1802 | 2000 | 2002 | 2002 Turbo | 2500 | 2800 | 3000 | 316 | 318 | 320 | 320i |
 3300 | 518 | 520 | 520i | 525 | 528 | 528i | 728 - Ford: Transit 100 | Transit 1250 | Transit 1500 | Transit 800 - Kawasaki: 33 | 34 - KHD: D25 | D2505 | D30 |
 D30 S | D3005 | F2L712 | F2L812 - Mercedes Benz: L206 | L207 | L306 | L307 - Porsche: 33.1 | 616

MOTOR

Bosch: 0001207003 | 0001207006 | 0001207012 | 0001207014 | 0001207015 | 0001208004 | 0001208006 | 0001208007 | 0001208032 | 0001209001 | 0001209006 |
 0001209014 | 0001211020 | 0001214001 | 0001310005 | 0001310010 | 0001310013 | 0001311007 | 0001311016 | 0001311025 | 0001311045

EQUIVALENTE / Equivalent

Bosch: 1006209030 | 1006209032 | 1006209039 | 1006209049 | 1006209056 | 1006209071 | 1006209105 | 1006209110 | 1006209140 | 2006208013 | 9003336212
 Italacciai: SD306 - Lester: 16320 | 16334 | 16336 | 16344 | 16356 | 16362 | 16442 | 16687 | 17414 - Lucas Indiel: 223320

0325

IMPULSOR DE PARTIDA DO MOTOR DE ARRANQUE
STARTER DRIVE / IMPULSOR DE PARTIDA

FOTO / Photo pg. 18

APLICAÇÃO / Application / Aplicación

BMW: R100 | R45 | R60 | R65 | R75 | R80 - Fiat: 128 1.1 e 1.3 | 131 Mirafiori 1.3 | X1/9 1.3 - Opel: Ascona 1.2 | D 1.0, 1.2 | Kadett 1.0, 1.2 | Manta A, B12 - Renault:
 GTL | R 6TL | R 7TL | R12 | R4 | R5 | TL | TS Turbo | TX - Seat: 1200 Sport | 124 D 1430 | 124 D especial 1.2 e 1.4 | 127 0.9 | 131 | 131 L 1430 | Ritmo 65,75 |
 Supermirafiori 1430 | Terra

MOTOR

Bosch: 0001157013 | 0001157021 | 0001157023 | 0001212006 | 9000141100 | 9000141101 | 9000141103 | 9000141107 | 9000141108 | 9000141111 | 9000141112 |
 9000141114 | 9000334104

EQUIVALENTE / Equivalent

Bosch: 1006209401 | 1006209445 - Fiat: 9934752 - Italacciai: SD055 | SD496 - Lester: 16438 - Lucas Indiel: 223573

0392

IMPULSOR DE PARTIDA DO MOTOR DE ARRANQUE
STARTER DRIVE / IMPULSOR DE PARTIDA

FOTO / Photo pg. 18

APLICAÇÃO / Application / Aplicación

Asia Motors: 1135-1 | 1135-15 | 1135-50 | 1135-55 | 2135 | 2135-50 - Chrysler: Dodge C17 | Dodge C20 | Dodge C2662 | Dodge C2664 | Dodge T17 - Kawasaki:
 D10006 | D130006 | D4006 | D5006 | D6006 | D6206 | D6806 | D7006 | D7206 | D8006 | DX100 | DX85 | DX90 | Intrac 2002...2004 - Lamborghini: 904DT |
 C603 | DT704 | L603 | R1056DT | R704 | R804 - Renault: 210.20 | 230.20 | 230.26 | 250 | D17 | D20 - Valmet: 885 | HR688H | HR688HT | Trator 1180S com
 motor Valtra (importado) | Trator 1380S com motor Valtra (importado) | Trator 1680S com motor Valtra (importado) | Trator 885S com motor Valtra (importado) | Trator 985S
 com motor Valtra (importado) - Volkswagen: LT28 | LT31 | LT35

MOTOR

Bosch: 0001359004 | 0001359053 | 0001359056 | 0001359060 | 0001359075 | 0001359076 | 0001359099 | 0001359106 | 0001359108 | 0001359112 | 0001359124 |
 0001360029 | 0001360033 | 0001360041 | 0001360042 | 0001360054 | 0001360064 | 0001364101 | 0001364102 | 0001364103 | 0001364104 | 9000143305 | 9000453089

0392

IMPULSOR DE PARTIDA DO MOTOR DE ARRANQUE
STARTER DRIVE / IMPULSOR DE PARTIDA

FOTO / Photo pg. 18

EQUIVALENTE / Equivalent

Bosch: 2006209408 | 2006209423 | 2006209438 | 9002453010 | 9002453081 - Italacciai: SD441 - Lester: 16565 | 16567 | 17113 | 17229 | 17258 | 18028 - Remy: 19024518

0482

IMPULSOR DE PARTIDA DO MOTOR DE ARRANQUE
STARTER DRIVE / IMPULSOR DE PARTIDA

FOTO / Photo pg. 18

APLICAÇÃO / Application / Aplicación

Alfa Romeo: Alfa 164 2.0 | Alfa 164 3.0 | Alfa 33 1.3, 1.5, 1.6 | Alfa 75 2.0 | Alfa 90 2.0 - Audi: 100 | 100INJ | 200 | 80 1.6, 1.8 e 1.9 | 80D | 80INL | 80TD | 90 | 90D | Coupe 1.6 | Quattro - BMW: 325E | 325i | 525E | 90 | 900 | 900 Turbo | 900 Turbo 16 | 9000 | 900INJ - Citroën: AX 07/1993... | BX14 07/1993... | BX16 07/1993... | LNA 11 07/1993... | Visa 10 07/1993... | Visa 11 07/1993... | Visa 14 ZX 1.9i, 2.0i 07/1993... - Fiat: Marea ELX 1.9 JTD | Marea Weekend ELX 1.9 JTD | Palio EX/ ELX Turbo Diesel | Palio SX 1.7 Turbo Diesel | Palio Weekend ELX Turbo Diesel | Panda 1000 | Panda 750 | Siena EX / ELX Turbo Diesel | Stilo 1.9 JTD | Strada 1.7 Turbo Diesel | Uno 45 - Ford: Capri 2.3 | Granada 2.0, 2.3, 2.4, 2.8, 2.9 | Scorpio 2.4, 2.8, 2.8 INJ, 2.9, 2.9 4X4 | Sierra 2.0, 2.3, 2.3 INJ, 2.8, 2.8 4X4, 2.9 - General Motors/Chevrolet: Corsa 1.0, 1.4 | Omega 3.0, 4.1 | Omega Suprema 2.2, 3.0 | Silverado 4.1 - Lancia: Thema 8.32 - Mercedes Benz: 190 | 190E | 200 | 230 - Opel: Ascona Diesel | Ascona C20 | Kadett Diesel | Omega 1.8, 2.0 - Peugeot: 205 | 305 | 309 | 405 | 505 - Renault: R11 | R18 | R18 turbo | R9 | Trafic | Twingo 1.2 1239ccm C3G 1992...1997 - Volkswagen: Derby | Gol | Golf 1.1, 1.3 | Jetta 1.3 | Kombi | Passat 1.6, 1.8 | Polo Diesel 1.0, 1.3 | Santana | Satation Wagon Diesel (USA) 1.6 | Scirocco | Transporter 1.6 Diesel | Voyage - Volvo: 740 2.0 e 2.3

MOTOR

Bosch: 000114004 | 0001108001 | 0001108002 | 0001108003 | 0001108007 | 0001108009 | 0001108010 | 0001108011 | 0001108012 | 0001108016 | 0001108017 | 0001108018 | 0001108019 | 0001108022 | 0001108023 | 0001108024 | 0001108026 | 0001108027 | 0001108028 | 0001108029 | 0001108030 | 0001108031 | 0001108035 | 0001108038 | 0001108043 | 0001108044 | 0001108047 | 0001108048 | 0001108051 | 0001108052 | 0001108053 | 0001108056 | 0001108061 | 0001108062 | 0001108064 | 0001108072 | 0001108073 | 0001108074 | 0001108078 | 0001108079 | 0001108080 | 0001108081 | 0001108085 | 0001108086 | 0001108088 | 0001108089 | 0001108090 | 0001108093 | 0001108098 | 0001108101 | 0001108102 | 0001108107 | 0001108112 | 0001108113 | 0001108120 | 0001108124 | 0001108125 | 0001108126 | 0001108130 | 0001108136 | 0001108143 | 0001108148 | 0001108149 | 0001108150 | 0001108153 | 0001110012 | 0001110022 | 0001110023 | 0001110027 | 0001110029 | 0001110030 | 0001110045 | 0001110046 | 0001110048 | 0001110049 | 0001110052 | 0001110100 | 0001110101 | 0001110106 | 0001110107 | 0001110122 | 0001110128 | 0001112005 | 0001112007 | 0001112008 | 0001112013 | 0001112015 | 0001112021 | 0001112025 | 0001112027 | 0001112028 | 0001112029 | 0001113001 | 0001113004 | 0001113007 | 0001113013 | 0001114003 | 0001114015 | 0001114016 | 0001208501 | 0001208507 | 0001208510 | 0001208515 | 0001208516 | 0001208517 | 0001208518 | 0001208528 | 0001208705 | 0001208707 | 0001208709 | 0001208710 | 0001208711 | 0001208713 | 0001208714 | 0001208717 | 0001211500 | 0001211501 | 0001211502 | 0001211503 | 0001211504 | 0001211505 | 0001211510 | 0001211514 | 0001211525 | 0001211536 | 9000333104 | 9000333106 | 9000333109 | 9000333114 | 9000333117

EQUIVALENTE / Equivalent

Bosch: 1006209503 | 1006209504 | 1006209506 | 1006209509 | 1006209513 | 1006209526 | 1006209528 | 1006209530 | 1006209531 | 1006209533 | 1006209536 | 1006209548 | 1006209563 | 1006209567 | 1006209570 | 1006209572 | 1006209573 | 1006209582 | 1006209597 | 1006209598 | 1006209619 | 1006209684 | 1006209685 | 1006209693 | 1006209700 | 1006209701 | 1006209705 | 1006209709 | 1006209939 | F000AL1516 | F000AL1534 | F000AL1698 | F000AL1700 - Cargo: 131104 - Fiat: 9941314 - General Motors/Chevrolet: 90273737 - Italacciai: SD437 - Lester: 16401 | 16408 | 16619 | 16952 | 16956 | 16980 | 17011 | 17013 | 17039 | 17124 | 17135 | 17140 | 17157 | 17163 | 17164 | 17165 | 17225 | 17406 | 17407 | 17408 | 17508 | 17576 | 17664 | 17699 - Lucas: TMB455 | TMB570 - Lucas Indiel: 223261
Volkswagen: 02A911023 | 049911335A

0749

IMPULSOR DE PARTIDA DO MOTOR DE ARRANQUE
STARTER DRIVE / IMPULSOR DE PARTIDA

FOTO / Photo pg. 18

APLICAÇÃO / Application / Aplicación

BRP: Sea Doo 947 - Kawasaki: 1100 - STX, ZXI E Ultra 150 | 650 - SC, X2 | 750 - SS, ST, STS, STX, SX, SXI, TS, XI, ZXI | 900 - STX, ZXI - Polaris: 1050 - SLTH, SLTX | 650 - SL, STD | 700 - Hurricane, SL, SLH, SLT, SLTX | 780 - SL, SLT, SLX | 900 - SL - Yamaha: 1100 - Wave Raider, Venture | 1200 / 1200R - GP, XL Wave Runner | 650 - I, II, LX, Super Jet, VXR, VXRPRO, XR | 700/701 Wave Blaster, FX1 Raider, Runner, Super Jet, Venture, VXR | 760 - Wave Blaster II, GP, Raider, Runner

EQUIVALENTE / Equivalent

Kawasaki: 131013701 | 131013703 | 131013705 | 131013706 - Lester: 18330 | 18648 - Polaris: 3240120 | 4060119 - Yamaha: 6M68183E0000

0751

IMPULSOR DE PARTIDA DO MOTOR DE ARRANQUE
STARTER DRIVE / IMPULSOR DE PARTIDA

FOTO / Photo pg. 18

APLICAÇÃO / Application / Aplicación

Kawasaki: ATV 300 4x4 | Magnum 2x4 1994... | Magnum 4x4 1994... | Sportsman 4x4 - Polaris: 400L 2x4 | 400L Big Boss 6x6 | ATV 300 4x4 | Jet Ski | Magnum 4x4 1994... | Sportman 4x4 | Trail Boss 250, Xplorer 4x4 Todos exceto 325cc | Xplorer 4x4

EQUIVALENTE / Equivalent

Mitsuba: SM13 - Polaris: 3084981

0754

IMPULSOR DE PARTIDA DO MOTOR DE ARRANQUE
STARTER DRIVE / IMPULSOR DE PARTIDA

FOTO / Photo pg. 18

APLICAÇÃO / Application / Aplicación

Yamaha: LX500

MOTOR

Yamaha: 6k8818071000

0760

IMPULSOR DE PARTIDA DO MOTOR DE ARRANQUE
STARTER DRIVE / IMPULSOR DE PARTIDA

FOTO / Photo pg. 18

APLICAÇÃO / Application / Aplicación

Kawasaki: F2100 | F2103 | F2105 | F2300 | F2303 | F2305 | SB2500DH

MOTOR

Bosch: 0001364203 | 0001364206

EQUIVALENTE / Equivalent

Bosch: 2006209537

0818

IMPULSOR DE PARTIDA DO MOTOR DE ARRANQUE
STARTER DRIVE / IMPULSOR DE PARTIDA

FOTO / Photo pg. 18

APLICAÇÃO / Application / Aplicación

Especial/Special: Motocicletas - Ford: Ranger 2.5 D - Honda: Accord | Civic - Jaguar: HJ 12 6.0 | XJS 5.3 V12 | XJS 6.0 - Land Rover: Freelander 2.0 TD4 - Lexus: LS 400 - Toyota: Corolla | Land Cruiser 4.7 | Tacoma - Yale: Empilhadeira - ZEN: Utiliza Pinhão ZEN 9186

MOTOR

Nippon: 2280000990 | 2280000991 | 2280001060 | 2280001530 | 2280001531 | 2280004570 | 2280006482 | 2280007800 | 2280007801 - Nippondenso: 1280008210 | 1280009190 | 1280009191 | 1280009300 | 1280009310 | 1280009380 | 1280009520 | 1280009700 | 2280000340 | 2280001160 | 2280007390 | 2280007391 | 2280007392
Toyota: 2810016270 | 2810046100 | 2810046120 | 2810046140 | 2810049090 | 2810075050 | 2810076060 | 2810076070

EQUIVALENTE / Equivalent

Cargo: 137753 - Nippon: 0283007940 - Nippondenso: 0283006990 | 0283007170 | 0283007990 - Toyota: 2801176070

0898

IMPULSOR DE PARTIDA DO MOTOR DE ARRANQUE
STARTER DRIVE / IMPULSOR DE PARTIDA

FOTO / Photo pg. 18

APLICAÇÃO / Application / Aplicación

Harley Davidson: Disc Glide - FXDG 1983 | Disc Glide - FXRDG 1994 | Electra Glide - FLH 1965...1985 | Electra Glide - FLH 1200 1979...1980 | Electra Glide - FLH-80 1979...1980 | Electra Glide - FLHS 1977...1981 | Electra Glide - FLHT 1983...1987 | Electra Glide Classic - FLHC 1979...1991 | Electra Glide Classic - FLHTC 1983...1988 | Electra Glide Special - FLHX 1984...1985 | Electra Glide Sport - FLHS 1982...1984 | Electra Glide Sport - FLHS 1987...1988 | Electra Glide Super Sport - FLHFB 1965 | Fat Bob - FXEF 1980...1981 | Fat Bob - FXEF 1200 1979 | Fat Bob - FXEF-80 1979 | Glide Heritage - FLH 1981 | Harley Davidson FL 1965...1981 | Harley Davidson FLH 1965 | Harley Davidson FS 1965...1983 | Heritage Softail - FLST 1986...1988 | Heritage Softail Classic - FLSTC 1987...1988 | Low Glide - FXRS 1984...1985 | Low Glide - FXRS 1985 | Low Glide Custom - FXRC 1985

MOTOR

Harley Davidson: 3145564 | 3145564A

EQUIVALENTE / Equivalent

Facet: 10036 | 480105 | 480183

0947

IMPULSOR DE PARTIDA DO MOTOR DE ARRANQUE
STARTER DRIVE / IMPULSOR DE PARTIDA

FOTO / Photo pg. 18

APLICAÇÃO / Application / Aplicación

Daihatsu: Rocky F80 - Especial/Special: Motocicletas - JCB: Escavadeira - Mazda: B2200 - Toyota: 2S | 2Y | 2Y 2.2 | 3Y | Camry | Carina | Celica | Corolla | Dyna | Hilux | JR 7 | MR 2 | Tercel - ZEN: Utiliza Pinhão ZEN 9186

MOTOR

Daihatsu: 2810072010 - Ishikawajima: 185086240 | 185086340 - Kubota: 1550463011 | 1574163011 - Nippondenso: 280004343 | 280004450 | 280005900 | 280005912 | 280006001 | 280006120 | 280006332 | 280006362 | 280006450 | 280006930 | 280007321 | 280007392 | 280007560 | 280007620 | 280008050 | 280008060 | 280008220 | 280008261 | 280008290 | 280008320 | 280008850 | 280009070 | 280009260 | 280009380 | 280009711 | 280009720 | 280009860 | 1280000101 | 1280000220 | 1280000230 | 1280000500 | 1280000510 | 1280001370 | 1280001440 | 1280001441 | 1280001520 | 1280001630 | 1280002060 | 1280003340 | 1280003350 | 1280003590 | 1280003670 | 1280003990 | 1280004420 | 1280005261 | 1280005410 | 1280005700 | 1280005780 | 1280005840 | 1280005850 | 1280007090 | 1280007100 | 1280007330 | 1280007680 | 1280007690 | 1280007912 | 1280008070 | 1280008080 | 1280008240 | 1280008560 | 2280000311 | 2280000580 | 2280000960 | 2280001100 | 2280001110 | 2280001710 | 2280002020 | 2280002121 | 2280002300 | 2280002610 | 2280002620 | 2280002682 | 2280002691 | 2280002701 | 2280002760 | 2280002770 | 2280002851 | 2280002880 | 2280003200 | 2280003290 | 2280004320 | 2280004330 - Toyota: 2810010040 | 2810010060 | 2810013010 | 2810015020 | 2810015040 | 2810015070 | 2810015130 | 2810015180 | 2810016020 | 2810016080 | 2810016110 | 2810027010 | 2810027030 | 2810027050 | 2810027060 | 2810031010 | 2810034060 | 2810034080 | 2810034100 | 2810041060 | 2810042040 | 2810042050 | 2810044030 | 2810044050 | 2810045033 | 2810045050 | 2810051031 | 2810060070 | 2810063020 | 2810063050 | 2810072010 | 2810072020 | 2810072030 | 2810072040 | 2810072050 | 2810072060 | 2810072070 | 2810072090 | 2810072100 | 2810072110 | 2810073010

EQUIVALENTE / Equivalent

Cargo: 132004 - Honda: 31204657617 - Ishikawajima: 185866150 - Isuzu: 8941291870 - Kubota: 1550463041 - Lester: 16248 | 16251 | 16578 | 16586 | 16600 | 16612 | 16674 | 16735 | 16736 | 16737 | 16759 | 16760 | 16761 | 16786 | 16790 | 16802 | 16821 | 16823 | 16825 | 16826 | 16827 | 16828 | 16829 | 16831 | 16833 | 16834 | 16837 | 16878 | 16892 | 16895 | 16906 | 16911 | 16913 | 17002 | 17003 | 17027 | 17125 | 17143 | 17171 | 17240 | 17251 | 17256 | 17345 | 17420 | 17422 | 17481 | 17487 | 17521 | 17530 | 17537 | 18181 | 18182 - Nippondenso: 0283001600 | 0283001601 | 0283001602 | 0283001603 | 0283001790 | 0283001791 | 0283001800 | 0283002000 | 0283002110 | 0283002111 | 0283002270 | 0283003630 | 0283003631 | 0283004160 | 0283006940 - Toyota: 2801120540 | 2801126041 | 2801126042 | 2801135030 | 280110710

1201

IMPULSOR DE PARTIDA DO MOTOR DE ARRANQUE
STARTER DRIVE / IMPULSOR DE PARTIDA

FOTO / Photo pg. 18

APLICAÇÃO / Application / Aplicación

Crysler: Daytona 3.0 | Fifty Avenue Lebaron | Saragata 3.0 | Voyager 3.0 V6 1990...1993 - Harley Davidson: MY91 - 06 BT except MY06 Dyna - ZEN: Utilizado no Impulsor ZEN 0750 | Utilizado no impulsor ZEN 0816 | Utilizado no impulsor ZEN 0817 | Utilizado no impulsor ZEN 0818 | Utilizado no Impulsor ZEN 0954

MOTOR

Nippondenso: 1280007500 | 1280009380

EQUIVALENTE / Equivalent

Nippondenso: 283000010

1566

IMPULSOR DE PARTIDA DO MOTOR DE ARRANQUE
STARTER DRIVE / IMPULSOR DE PARTIDA

FOTO / Photo pg. 18

APLICAÇÃO / Application / Aplicación

Harley Davidson: Moto | MY91 - 06 BT except MY06 Dyna - ZEN: Utiliza Pinhão ZEN 9492

1700

IMPULSOR DE PARTIDA DO MOTOR DE ARRANQUE
STARTER DRIVE / IMPULSOR DE PARTIDA

FOTO / Photo pg. 18

APLICAÇÃO / Application / Aplicación

Bobcat: Skid Steer L.TL360 - Case: JX 60 NEF 4Cil 60HP 4.5 | JX 70 NEF 4Cil 72HP 4.5 | JX 80 NEF 4Cil 82HP 4.5 | Quantum 65C NEF 4Cil Tier III 60HP 3.2 | Quantum 75C NEF 4Cil Tier III 78HP 3.2 - CNH: F5C8 4Cil 3.2 - Landini: Atlantis 100 | Atlas 70 - 80 - 85 - 90 - 100 | Frutteto | Ghibli 80 - 85 - 90 - 95 - 100 - 105 | Globalfarms 95 - 105 | Globus 65 - 75 - 80 | Mythos 90 - 100 | Powerfarm 75 - 80 - 85 - 90 - 95 - 100 - 105 | Rex 70 - 75 - 80 - 85 - 90 - 95 - 100 - 105 | Vigneto | Vision 85 - 95 - 100 - 105 - Massey Ferguson: MF 200 | MF 290 | MF 3680 | MF 4200 | MF 4290 | MF 5200 | MF 5300 | MF 6270 | MF 6280 - McCormick: 80 - New Holland: 7630 (plat) NEF TC 78kW 4Cil | 8030 (plat) NEF TAA 90kW 4Cil | TS6000 Standard (cab) NEF TC 66kW 4Cil | TS6020 (cab) NEF TAA 82kW 4Cil | TS6030 (cab) NEF TAA 90kW 4Cil | TS6040 (cab) NEF TAA 97kW 4Cil - Perkins: 1103 D | 1104 D | 1106 C

MOTOR

Bosch: 0001223507 - CNH: 82036365 | 84208918 | 87398251 | 87583927 | 504388220 - Iskra: IS1189 | AZE4125 | AZE4128 | AZE4150 | AZE4151 | AZE4156 | AZE4159 | AZE4165 | AZE4170 | AZE4172 | AZE4173 | AZE4190 | AZE4192 | AZE4195 | AZE4197 | AZE4199 | AZE4201 | AZE4204 | AZE4207 | AZE4208 | AZE4214 | AZE4215 | AZE4221 | AZE4226 | AZE4227 | AZE4573 | AZE4579 | 11131035 | 11131036 | 11131050 | 11131112 | 11131216 | 11131279 | 11131315 | 11131424 | 11131535 | 11131544 | 11131605 | 11131606 | 11131659 | 11131696 | 11131716 | 11131761 | 11131780 | 11131781 | 11131793 | 11131890 | 11131892 | 11131932 | 11131942 | 11131946 | 11131947 | 11131956 | 11131963 | 11131964 | 11131966 | 11131975 | 11131984 | 11131989 | 11131990 | 11132050 | 11132067 | 11132068 - Iveco: 504015749

EQUIVALENTE / Equivalent

Iskra: 16902507 | 16907197

1722

IMPULSOR DE PARTIDA DO MOTOR DE ARRANQUE
STARTER DRIVE / IMPULSOR DE PARTIDA

FOTO / Photo pg. 18

APLICAÇÃO / Application / Aplicación

Daihatsu: Rocky F80 - Especial/Special: Motocicletas - JCB: Escavadeira - Mazda: B2200 - Toyota: 2S | 2Y | 2Y 2.2 | 3Y | Camry | Carina | Celica | Corolla | Dyna | Hilux | JR 7 | MR 2 | Tercel - ZEN: Utiliza Pinhão ZEN 9186

MOTOR

Daihatsu: 2810072010 - Ishikawjima: 185086240 | 185086340 - Kubota: 1550463011 | 1574163011 - Nippondenso: 280004010 | 280004343 | 280004450 | 280005900 | 280005912 | 280006001 | 280006120 | 280006332 | 280006362 | 280006450 | 280006930 | 280007321 | 280007392 | 280007560 | 280007620 | 280008050 | 280008060 | 280008220 | 280008261 | 280008290 | 280008320 | 280008850 | 280009070 | 280009260 | 280009380 | 280009711 | 280009720 | 280009860 | 1280000101 | 1280000220 | 1280000230 | 1280000500 | 1280000510 | 1280001370 | 1280001440 | 1280001441 | 1280001520 | 1280001630 | 1280002060 | 1280003340 | 1280003350 | 1280003590 | 1280003670 | 1280003990 | 1280004420 | 1280005110 | 1280005261 | 1280005410 | 1280005700 | 1280005780 | 1280005781 | 1280005840 | 1280005850 | 1280007090 | 1280007100 | 1280007330 | 1280007680 | 1280007690 | 1280007912 | 1280008070 | 1280008080 | 1280008240 | 1280008560 | 2280000311 | 2280000580 | 2280000960 | 2280001100 | 2280001110 | 2280001710 | 2280002020 | 2280002121 | 2280002300 | 2280002610 | 2280002620 | 2280002682 | 2280002691 | 2280002701 | 2280002760 | 2280002770 | 2280002851 | 2280002880 | 2280003200 | 2280003290 | 2280004320 | 2280004330 - Toyota: 2810010040 | 2810010060 | 2810013010 | 2810015020 | 2810015040 | 2810015070 | 2810015130 | 2810015180 | 2810016020 | 2810016080 | 2810016110 | 2810027010 | 2810027030 | 2810027050 | 2810027060 | 2810031010 | 2810034060 | 2810034080 | 2810034100 | 2810041060 | 2810042040 | 2810042050 | 2810044030 | 2810044050 | 2810045033 | 2810045050 | 2810051031 | 2810060070 | 2810063020 | 2810063050 | 2810072010 | 2810072020 | 2810072030 | 2810072040 | 2810072050 | 2810072060 | 2810072070 | 2810072090 | 2810072100 | 2810072110 | 2810073010

EQUIVALENTE / Equivalent

Cargo: 132004 - Honda: 31204657617 - Ishikawjima: 185866150 - Isuzu: 8941291870 - Kubota: 1550463041 - Lester: 16248 | 16251 | 16578 | 16586 | 16600 | 16612 | 16674 | 16735 | 16736 | 16737 | 16759 | 16760 | 16761 | 16786 | 16790 | 16802 | 16821 | 16823 | 16825 | 16826 | 16827 | 16828 | 16829 | 16831 | 16833 | 16834 | 16837 | 16878 | 16892 | 16895 | 16906 | 16911 | 16913 | 17002 | 17003 | 17027 | 17125 | 17143 | 17171 | 17240 | 17251 | 17256 | 17345 | 17420 | 17422 | 17481 | 17487 | 17521 | 17530 | 17537 | 18181 | 18182 - Nippondenso: 0283001600 | 0283001601 | 0283001602 | 0283001603 | 0283001790 | 0283001791 | 0283001800 | 0283002000 | 0283002110 | 0283002111 | 0283002270 | 0283003630 | 0283003631 | 0283004160 | 0283006940 - Toyota: 2801120540 | 2801126041 | 2801126042 | 2801135030 | 2810110710 - Unipoint: SD5053



INFORMAÇÕES DOS PRODUTOS (Impulsor de Partida)

Product Information (Starter Drive) - Informaciones sobre el Producto (Impulsor de Arranque)

1941

IMPULSOR DE PARTIDA DO MOTOR DE ARRANQUE
STARTER DRIVE / IMPULSOR DE PARTIDA

FOTO / Photo pg. 19

APLICAÇÃO / Application / Aplicación

BRP: Can Am Quadriciclo Outlander 450 cc

MOTOR

Rotax: 684282

EQUIVALENTE / Equivalent

Rotax: 294811 | 684053 | 684054 | 684056 | 684057 | 684058

CONHEÇA NOSSA LINHA COMPLETA DE PRODUTOS

MEET OUR COMPLETE PRODUCT LINE

CONOZCA NUESTRA GAMA COMPLETA DE PRODUCTOS



**IMPULSORES DE PARTIDA | POLIAS DE RODA LIVRE (OAP) | POLIAS DE RODA LIVRE COM AMORTECIMENTO Z-VIB
POLIAS RÍGIDAS | TENSORES | KITS DE DISTRIBUIÇÃO | MANCAIS | PLANETÁRIAS**

*STARTER DRIVES | CLUTCH PULLEYS (OAP) | DECOUPLER PULLEYS Z-VIB
RIGID PULLEYS | TENSIONERS | DISTRIBUTION KITS | HOUSINGS | PLANETARY GEARS*

*IMPULSORES DE ARRANQUE | POLEAS RUEDA LIBRE (OAP) | POLEAS RUEDA LIBRE CON AMORTIGUAMIENTO Z-VIB
POLEAS FIJAS | POLEAS TENSORAS | KITS DE DISTRIBUCIÓN | TAPAS | ENGRANAJES PLANETARIO*

Acesse nossas Dicas Técnicas no site

Access our Technical Tips on the website | Acceda a nuestras Sugerencias Técnicas en el sitio web

ZENSA.com.br

f CURTAZENSA | y ZEN S.A. | 0800 47 1919





ZENSA.com.br

ZEN S.A. INDÚSTRIA METALÚRGICA

Guilherme Steffen, 65 • 88355-100 • Brusque/SC • Brasil

SAC Brasil 0800 47 1919 / Fone: +55 47 3255.2800

vendas@zensa.com.br / sales@zensa.com.br / ventas@zensa.com.br