

# CATÁLOGO

Catalogue • Catálogo



## IMPULSORES DE PARTIDA PINHÕES E PLANETÁRIAS

*Starter Drives, Pinions  
and Planetary Gears*

*Impulsores de Arranque,  
Piñones y Planetários*

2022 • 2023





Sediada em Brusque, Santa Catarina, a ZEN S.A., opera no setor automotivo desde 1960 e é uma importante indústria de peças originais e de reposição para o mercado global. Com exportações diretas para mais de 60 países, a empresa é uma das maiores fabricantes de impulsores do mundo. Dentre suas linhas de produtos também estão polias de alternador, tensores de correia, kits de distribuição, motores de partida, alternadores, rolamentos, mancais, planetárias e outros conformados a frio e a morno.

*Headquartered in Brusque, Santa Catarina, ZEN S.A. operates in the automotive sector since 1960 and is an important industry of original and aftermarket parts for the global market. With direct exports to more than 60 countries, the company is one of the largest manufacturers of starter drives in the world. Among its product lines are also alternator pulleys, belt tensioners, distribution kits, starter motors, alternators, bearings, housings, planetary gears and other cold or warm forged products.*

*Con sede en Brusque, Santa Catarina, ZEN S.A. opera en el sector automovilístico desde 1960 y es una importante industria de piezas originales y de repuesto para el mercado global. Con exportaciones directas para más de 60 países, la empresa es una de las fabricantes más grandes de impulsores de arranque del mundo. Entre sus líneas de productos también están poleas de alternador, tensores de correia, kits de distribución, motores de arranque, alternadores, rodamientos, tapas, planetarios y otros conformados a frío y tibio.*



#### MISSÃO MISSION / MISIÓN

Desenvolver, produzir e fornecer componentes e sistemas para veículos automotores, para os segmentos original e reposição, com geração de valor para o negócio, clientes e sociedade.

To develop, produce and supply components and systems for automotive vehicles in the original equipment and aftermarket segments, generating value for the business, customers and society.

Desarrollar, producir y suministrar componentes y sistemas para vehículos automotores, para los segmentos original y de repuestos, con generación de valor para el negocio, los clientes y la sociedad.

#### VISÃO VISION / VISIÓN

Ser instrumento para o progresso sustentável que conquiste a preferência de nossos clientes e o orgulho da nossa equipe, através da inovação, qualidade e excelência operacional.

Being an instrument for the sustainable progress in order to win our customers' preference and our team's pride, through innovation, quality and operational excellence.

Ser un instrumento para el progreso sostenible, con el objetivo de conquistar la preferencia de nuestros clientes y el orgullo de nuestra equipo, a través de la innovación, la calidad y la excelencia operacional.

#### VALORES VALUES / VALORES

COMPROMETIMENTO • SINCERIDADE • INTEGRIDADE  
SENSE OF URGENCY • ESPÍRITO EMPREENDEDOR

Commitment • Candor • Integrity • Sense of Urgency • Entrepreneurship  
Compromiso • Sinceridad • Integridad • Sentido de Urgencia • Espíritu emprendedor



# AS NOVAS LINHAS DE PRODUTOS ZEN CHEGARAM

*LLEGARON LOS NUEVOS PRODUCTOS ZEN*

**MOTORES DE PARTIDA,  
ALTERNADORES  
E ROLAMENTOS ZEN**

- **Qualidade** ✓
- **Durabilidade** ✓
- **Variedade de produtos** ✓



**PRODUTOS DISPONÍVEIS NOS MELHORES DISTRIBUIDORES.**

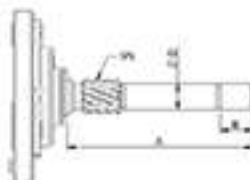
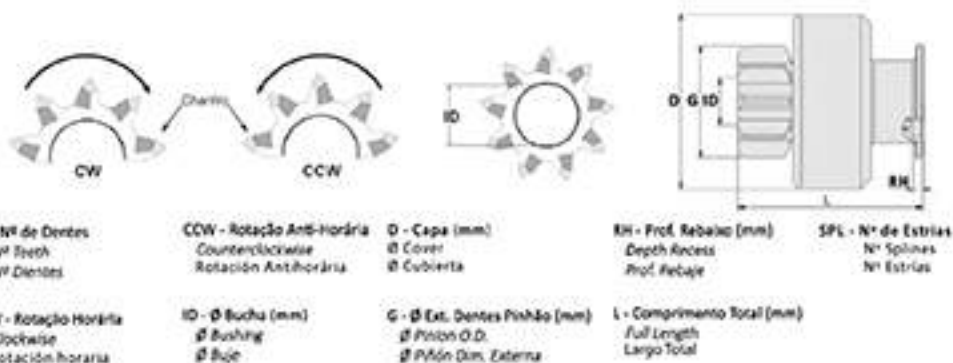
*Productos disponibles en los mejores distribuidores.*



## ÍNDICE GERAL

### GENERAL INDEX/ ÍNDICE GENERAL

<b>Pesquisa por Número ZEN</b>	
Search by ZEN P/N# • Búsqueda por Número ZEN	05
<b>Pesquisa por Aplicação em Veículo</b>	
Search by Vehicle Application • Búsqueda por Aplicación del Vehículo	11
<b>Conversão para o Número ZEN</b>	
Conversion into ZEN number • Conversión para el Número ZEN	132
<b>Pesquisa por Número do Motor para Número ZEN</b>	
Convert Starter Number into ZEN P/N# • Búsqueda por Número del Motor para Número ZEN	161
<b>Pesquisa por Família de Produtos</b>	
Search Starter Drives Families • Búsqueda por Familia de Productos	217
<b>Produtos</b>	
Products • Productos	248
<b>Informações dos produtos</b>	
Product Information • Informaciones sobre el Producto	322



**D - Ø Bucha (mm)**  
 Shaft Ø bushing  
 Bujete

**SPL - Nº de Estrias**  
 Nº Splines  
 Nº Estrías

**D - Ø Bucha (mm)**  
 Ø bush  
 Ø Bje

**A - Comprimento até buje (mm)**  
 Free shaft length  
 Largo até o buje

**B - Comprimento até o eixo (mm)**  
 Shaft len. up to the shaft  
 Largo até o eixo





Impulsor de Partida Starter Drive Impulsor de Arranque		
1.01.0001.0	0001	248
1.01.0005.0	0005	248
1.01.0006.0	0006	248
1.01.0010.0	0010	248
1.01.0013.0	0013	248
1.01.0015.0	0015	248
1.01.0020.0	0020	248
1.01.0022.0	0022	248
1.01.0024.0	0024	248
1.01.0025.0	0025	248
1.01.0028.0	0028	248
1.01.0034.0	0034	248
1.01.0039.0	0039	248
1.01.0041.0	0041	248
1.01.0043.0	0043	248
1.01.0044.0	0044	248
1.01.0045.0	0045	249
1.01.0046.0	0046	249
1.01.0049.0	0049	249
1.01.0050.0	0050	249
1.01.0051.0	0051	249
1.01.0052.0	0052	249
1.01.0053.0	0053	249
1.01.0054.0	0054	249
1.01.0056.0	0056	249
1.01.0059.0	0059	249
1.01.0060.0	0060	249
1.01.0061.0	0061	249
1.01.0062.0	0062	249
1.01.0064.0	0064	249
1.01.0065.0	0065	249
1.01.0067.0	0067	249
1.01.0068.0	0068	250
1.01.0070.0	0070	250
1.01.0073.0	0073	250
1.01.0077.0	0077	250
1.01.0080.0	0080	250
1.01.0082.0	0082	250
1.01.0084.0	0084	250
1.01.0085.0	0085	250
1.01.0086.0	0086	250
1.01.0092.0	0092	250
1.01.0093.0	0093	250
1.01.0096.0	0096	250
1.01.0097.0	0097	250
1.01.0101.0	0101	250
1.01.0102.0	0102	250
1.01.0104.0	0104	250
1.01.0105.0	0105	251
1.01.0108.0	0108	251
1.01.0110.0	0110	251
1.01.0111.0	0111	251



1.01.0112.0	0112	251
1.01.0114.0	0114	251
1.01.0115.0	0115	251
1.01.0117.0	0117	251
1.01.0118.0	0118	251
1.01.0119.0	0119	251
1.01.0120.0	0120	251
1.01.0125.0	0125	251
1.01.0126.0	0126	251
1.01.0131.0	0131	251
1.01.0133.0	0133	251
1.01.0134.0	0134	251
1.01.0135.0	0135	252
1.01.0139.0	0139	252
1.01.0140.0	0140	252
1.01.0141.0	0141	252
1.01.0144.0	0144	252
1.01.0150.0	0150	252
1.01.0153.0	0153	252
1.01.0155.0	0155	252
1.01.0158.0	0158	252
1.01.0160.0	0160	252
1.01.0161.0	0161	252
1.01.0162.0	0162	252
1.01.0163.0	0163	252
1.01.0182.0	0182	252
1.01.0183.0	0183	252
1.01.0184.0	0184	252
1.01.0186.0	0186	253
1.01.0188.0	0188	253
1.01.0189.0	0189	253
1.01.0191.0	0191	253
1.01.0192.0	0192	253
1.01.0193.0	0193	253
1.01.0198.0	0198	253
1.01.0205.0	0205	253
1.01.0213.0	0213	253
1.01.0215.0	0215	253
1.01.0216.0	0216	253
1.01.0217.0	0217	253
1.01.0220.0	0220	253
1.01.0221.0	0221	253
1.01.0222.0	0222	253
1.01.0223.0	0223	253
1.01.0224.0	0224	254
1.01.0225.0	0225	254
1.01.0226.0	0226	254
1.01.0227.0	0227	254
1.01.0228.0	0228	254
1.01.0229.0	0229	254
1.01.0238.0	0238	254
1.01.0243.0	0243	254
1.01.0244.0	0244	254
1.01.0245.0	0245	254
1.01.0248.0	0248	254



1.01.0285.0	0285	254
1.01.0286.0	0286	254
1.01.0287.0	0287	254
1.01.0290.0	0290	254
1.01.0291.0	0291	254
1.01.0292.0	0292	255
1.01.0293.0	0293	255
1.01.0294.0	0294	255
1.01.0297.0	0297	255
1.01.0300.0	0300	255
1.01.0301.0	0301	255
1.01.0302.0	0302	255
1.01.0303.0	0303	255
1.01.0304.0	0304	255
1.01.0307.0	0307	255
1.01.0308.0	0308	255
1.01.0310.0	0310	255
1.01.0312.0	0312	255
1.01.0313.0	0313	255
1.01.0315.0	0315	255
1.01.0316.0	0316	255
1.01.0318.0	0318	256
1.01.0319.0	0319	256
1.01.0320.0	0320	256
1.01.0322.0	0322	256
1.01.0323.0	0323	256
1.01.0325.0	0325	256
1.01.0327.0	0327	256
1.01.0328.0	0328	256
1.01.0329.0	0329	256
1.01.0339.0	0339	256
1.01.0340.0	0340	256
1.01.0341.0	0341	256
1.01.0342.0	0342	256
1.01.0343.0	0343	256
1.01.0345.0	0345	256
1.01.0348.0	0348	256
1.01.0349.0	0349	257
1.01.0351.0	0351	257
1.01.0352.0	0352	257
1.01.0353.0	0353	257
1.01.0361.0	0361	257
1.01.0362.0	0362	257
1.01.0365.0	0365	257
1.01.0366.0	0366	257
1.01.0367.0	0367	257
1.01.0376.0	0376	257
1.01.0378.0	0378	257
1.01.0381.0	0381	257
1.01.0382.0	0382	257
1.01.0389.0	0389	257
1.01.0392.0	0392	257
1.01.0394.0	0394	257
1.01.0395.0	0395	258
1.01.0397.0	0397	258



1.01.0398.0	0398	258
1.01.0404.0	0404	258
1.01.0406.0	0406	258
1.01.0407.0	0407	258
1.01.0408.0	0408	258
1.01.0411.0	0411	258
1.01.0412.0	0412	258
1.01.0414.0	0414	258
1.01.0417.0	0417	258
1.01.0418.0	0418	258
1.01.0419.0	0419	258
1.01.0420.0	0420	258
1.01.0426.0	0426	258
1.01.0427.0	0427	258
1.01.0428.0	0428	259
1.01.0429.0	0429	259
1.01.0433.0	0433	259
1.01.0434.0	0434	259
1.01.0438.0	0438	259
1.01.0439.0	0439	259
1.01.0440.0	0440	259
1.01.0441.0	0441	259
1.01.0442.0	0442	259
1.01.0443.0	0443	259
1.01.0445.0	0445	259
1.01.0447.0	0447	259
1.01.0448.0	0448	259
1.01.0449.0	0449	259
1.01.0450.0	0450	259
1.01.0451.0	0451	259
1.01.0453.0	0453	260
1.01.0454.0	0454	260
1.01.0455.0	0455	260
1.01.0458.0	0458	260
1.01.0459.0	0459	260
1.01.0460.0	0460	260
1.01.0461.0	0461	260
1.01.0462.0	0462	260
1.01.0463.0	0463	260
1.01.0467.0	0467	260
1.01.0468.0	0468	260
1.01.0469.0	0469	260
1.01.0474.0	0474	260
1.01.0475.0	0475	260
1.01.0480.0	0480	260
1.01.0482.0	0482	260
1.01.0485.0	0485	261
1.01.0486.0	0486	261
1.01.0492.0	0492	261
1.01.0495.0	0495	261
1.01.0496.0	0496	261
1.01.0497.0	0497	261
1.01.0498.0	0498	261
1.01.0499.0	0499	261
1.01.0502.0	0502	261

Nº ZEN	ANTIGO OLD ANTIGUO	NOVO NEW NUEVO	Pg.
1.01.0505.0	0505	261	
1.01.0506.0	0506	261	
1.01.0507.0	0507	261	
1.01.0517.0	0517	261	
1.01.0519.0	0519	261	
1.01.0520.0	0520	261	
1.01.0522.0	0522	261	
1.01.0528.0	0528	262	
1.01.0530.0	0530	262	
1.01.0532.0	0532	262	
1.01.0533.0	0533	262	
1.01.0536.0	0536	262	
1.01.0537.0	0537	262	
1.01.0538.0	0538	262	
1.01.0539.0	0539	262	
1.01.0540.0	0540	262	
1.01.0541.0	0541	262	
1.01.0545.0	0545	262	
1.01.0549.0	0549	262	
1.01.0554.0	0554	262	
1.01.0555.0	0555	262	
1.01.0556.0	0556	262	
1.01.0557.0	0557	262	
1.01.0561.0	0561	263	
1.01.0566.0	0566	263	
1.01.0567.0	0567	263	
1.01.0568.0	0568	263	
1.01.0570.0	0570	263	
1.01.0571.0	0571	263	
1.01.0572.0	0572	263	
1.01.0573.0	0573	263	
1.01.0574.0	0574	263	
1.01.0575.0	0575	263	
1.01.0576.0	0576	263	
1.01.0579.0	0579	263	
1.01.0580.0	0580	263	
1.01.0584.0	0584	263	
1.01.0591.0	0591	263	
1.01.0594.0	0594	263	
1.01.0595.0	0595	264	
1.01.0596.0	0596	264	
1.01.0597.0	0597	264	
1.01.0600.0	0600	264	
1.01.0601.0	0601	264	
1.01.0603.0	0603	264	
1.01.0605.0	0605	264	
1.01.0607.0	0607	264	
1.01.0608.0	0608	264	
1.01.0609.0	0609	264	
1.01.0610.0	0610	264	
1.01.0611.0	0611	264	
1.01.0612.0	0612	264	
1.01.0613.0	0613	264	
1.01.0615.0	0615	264	
1.01.0617.0	0617	264	

Nº ZEN	ANTIGO OLD ANTIGUO	NOVO NEW NUEVO	Pg.
1.01.0619.0	0619	265	
1.01.0622.0	0622	265	
1.01.0624.0	0624	265	
1.01.0625.0	0625	265	
1.01.0626.0	0626	265	
1.01.0627.0	0627	265	
1.01.0629.0	0629	265	
1.01.0630.0	0630	265	
1.01.0631.0	0631	265	
1.01.0632.0	0632	265	
1.01.0633.0	0633	265	
1.01.0634.0	0634	265	
1.01.0635.0	0635	265	
1.01.0636.0	0636	265	
1.01.0638.0	0638	265	
1.01.0639.0	0639	265	
1.01.0641.0	0641	266	
1.01.0644.0	0644	266	
1.01.0645.0	0645	266	
1.01.0646.0	0646	266	
1.01.0647.0	0647	266	
1.01.0648.0	0648	266	
1.01.0649.0	0649	266	
1.01.0650.0	0650	266	
1.01.0651.0	0651	266	
1.01.0653.0	0653	266	
1.01.0656.0	0656	266	
1.01.0657.0	0657	266	
1.01.0661.0	0661	266	
1.01.0663.0	0663	266	
1.01.0668.0	0668	266	
1.01.0669.0	0669	266	
1.01.0670.0	0670	267	
1.01.0671.0	0671	267	
1.01.0672.0	0672	267	
1.01.0673.0	0673	267	
1.01.0674.0	0674	267	
1.01.0675.0	0675	267	
1.01.0676.0	0676	267	
1.01.0677.0	0677	267	
1.01.0679.0	0679	267	
1.01.0681.0	0681	267	
1.01.0684.0	0684	267	
1.01.0686.0	0686	267	
1.01.0687.0	0687	267	
1.01.0691.0	0691	267	
1.01.0701.0	0701	267	
1.01.0702.0	0702	267	
1.01.0703.0	0703	268	
1.01.0706.0	0706	268	
1.01.0708.0	0708	268	
1.01.0709.0	0709	268	
1.01.0711.0	0711	268	
1.01.0712.0	0712	268	
1.01.0713.0	0713	268	

Nº ZEN	ANTIGO OLD ANTIGUO	NOVO NEW NUEVO	Pg.
1.01.0714.0	0714	268	
1.01.0720.0	0720	268	
1.01.0721.0	0721	268	
1.01.0722.0	0722	268	
1.01.0723.0	0723	268	
1.01.0729.0	0729	268	
1.01.0731.0	0731	268	
1.01.0732.0	0732	268	
1.01.0737.0	0737	268	
1.01.0740.0	0740	269	
1.01.0741.0	0741	269	
1.01.0742.0	0742	269	
1.01.0743.0	0743	269	
1.01.0744.0	0744	269	
1.01.0745.0	0745	269	
1.01.0747.0	0747	269	
1.01.0748.0	0748	269	
1.01.0749.0	0749	269	
1.01.0750.0	0750	269	
1.01.0751.0	0751	269	
1.01.0752.0	0752	269	
1.01.0753.0	0753	269	
1.01.0754.0	0754	269	
	0755	269	
1.01.0756.0	0756	269	
1.01.0758.0	0758	270	
1.01.0760.0	0760	270	
1.01.0762.0	0762	270	
1.01.0764.0	0764	270	
1.01.0765.0	0765	270	
1.01.0767.0	0767	270	
1.01.0768.0	0768	270	
1.01.0769.0	0769	270	
1.01.0770.0	0770	270	
1.01.0771.0	0771	270	
1.01.0772.0	0772	270	
1.01.0773.0	0773	270	
1.01.0774.0	0774	270	
1.01.0775.0	0775	270	
1.01.0776.0	0776	270	
1.01.0778.0	0778	270	
1.01.0779.0	0779	271	
1.01.0781.0	0781	271	
1.01.0783.0	0783	271	
1.01.0784.0	0784	271	
1.01.0785.0	0785	271	
1.01.0786.0	0786	271	
1.01.0787.0	0787	271	
1.01.0790.0	0790	271	
1.01.0791.0	0791	271	
1.01.0792.0	0792	271	
1.01.0793.0	0793	271	
1.01.0794.0	0794	271	
1.01.0796.0	0796	271	
1.01.0797.0	0797	271	

Nº ZEN	ANTIGO OLD ANTIGUO	NOVO NEW NUEVO	Pg.
1.01.0798.0	0798	271	
1.01.0799.0	0799	271	
1.01.0800.0	0800	272	
1.01.0801.0	0801	272	
1.01.0803.0	0803	272	
1.01.0805.0	0805	272	
1.01.0806.0	0806	272	
1.01.0808.0	0808	272	
1.01.0809.0	0809	272	
1.01.0813.0	0813	272	
1.01.0814.0	0814	272	
1.01.0815.0	0815	272	
1.01.0816.0	0816	272	
1.01.0817.0	0817	272	
1.01.0818.0	0818	272	
1.01.0820.0	0820	272	
1.01.0821.0	0821	272	
1.01.0822.0	0822	272	
1.01.0823.0	0823	273	
1.01.0825.0	0825	273	
1.01.0826.0	0826	273	
1.01.0828.0	0828	273	
1.01.0830.0	0830	273	
1.01.0831.0	0831	273	
1.01.0832.0	0832	273	
1.01.0836.0	0836	273	
1.01.0837.0	0837	273	
1.01.0838.0	0838	273	
1.01.0841.0	0841	273	
1.01.0843.0	0843	273	
1.01.0844.0	0844	273	
1.01.0846.0	0846	273	
1.01.0850.0	0850	273	
1.01.0851.0	0851	273	
1.01.0852.0	0852	274	
1.01.0853.0	0853	274	
1.01.0854.0	0854	274	
1.01.0855.0	0855	274	
1.01.0857.0	0857	274	
	0858	274	
1.01.0860.0	0860	274	
1.01.0861.0	0861	274	
1.01.0863.0	0863	274	
1.01.0866.0	0866	274	
1.01.0868.0	0868	274	
1.01.0871.0	0871	274	
1.01.0874.0	0874	274	
1.01.0875.0	0875	274	
1.01.0878.0	0878	274	
1.01.0879.0	0879	274	
1.01.0887.0	0887	275	
1.01.0888.0	0888	275	
1.01.0890.0	0890	275	
1.01.0892.0	0892	275	
1.01.0893.0	0893	275	



Nº ZEN ANTIGO OLD ANTIGUO	Nº ZEN NOVO NEW NUEVO	Pg.
1.01.0894.0	0894	275
1.01.0895.0	0895	275
1.01.0898.0	0898	275
1.01.0900.0	0900	275
1.01.0901.0	0901	275
1.01.0902.0	0902	275
1.01.0905.0	0905	275
1.01.0906.0	0906	275
1.01.0907.0	0907	275
1.01.0908.0	0908	275
1.01.0910.0	0910	275
1.01.0914.0	0914	276
1.01.0915.0	0915	276
1.01.0916.0	0916	276
1.01.0917.0	0917	276
1.01.0918.0	0918	276
1.01.0919.0	0919	276
1.01.0920.0	0920	276
1.01.0921.0	0921	276
1.01.0925.0	0925	276
1.01.0926.0	0926	276
1.01.0929.0	0929	276
1.01.0930.0	0930	276
1.01.0931.0	0931	276
1.01.0932.0	0932	276
1.01.0933.0	0933	276
1.01.0935.0	0935	276
1.01.0936.0	0936	277
1.01.0937.0	0937	277
1.01.0938.0	0938	277
1.01.0940.0	0940	277
1.01.0942.0	0942	277
1.01.0943.0	0943	277
1.01.0945.0	0945	277
1.01.0946.0	0946	277
1.01.0947.0	0947	277
1.01.0948.0	0948	277
1.01.0950.0	0950	277
1.01.0951.0	0951	277
1.01.0953.0	0953	277
1.01.0954.0	0954	277
1.01.0957.0	0957	277
1.01.0958.0	0958	277
1.01.0959.0	0959	278
1.01.0960.0	0960	278
1.01.0961.0	0961	278
1.01.0962.0	0962	278
1.01.0965.0	0965	278
1.01.0969.0	0969	278
1.01.0970.0	0970	278
1.01.0972.0	0972	278
1.01.0975.0	0975	278
1.01.0976.0	0976	278
1.01.0977.0	0977	278
1.01.0978.0	0978	278

Nº ZEN ANTIGO OLD ANTIGUO	Nº ZEN NOVO NEW NUEVO	Pg.
1.01.0981.0	0981	278
1.01.0983.0	0983	278
1.01.0985.0	0985	278
1.01.0989.0	0989	278
1.01.0990.0	0990	279
1.01.0991.0	0991	279
1.01.0996.0	0996	279
1.01.0997.0	0997	279
1.01.0998.0	0998	279
1.01.0999.0	0999	279
1.01.1001.0	1001	279
1.01.1002.0	1002	279
1.01.1003.0	1003	279
1.01.1004.0	1004	279
1.01.1005.0	1005	279
1.01.1011.0	1011	279
1.01.1013.0	1013	279
1.01.1016.0	1016	279
1.01.1017.0	1017	279
1.01.1018.0	1018	279
1.01.1019.0	1019	280
1.01.1020.0	1020	280
1.01.1021.0	1021	280
1.01.1022.0	1022	280
1.01.1023.0	1023	280
1.01.1024.0	1024	280
1.01.1025.0	1025	280
1.01.1026.0	1026	280
1.01.1027.0	1027	280
1.01.1030.0	1030	280
1.01.1031.0	1031	280
1.01.1033.0	1033	280
1.01.1036.0	1036	280
1.01.1037.0	1037	280
1.01.1038.0	1038	280
1.01.1043.0	1043	280
1.01.1046.0	1046	281
1.01.1047.0	1047	281
1.01.1048.0	1048	281
1.01.1054.0	1054	281
1.01.1056.0	1056	281
1.01.1057.0	1057	281
1.01.1058.0	1058	281
1.01.1059.0	1059	281
1.01.1060.0	1060	281
1.01.1062.0	1062	281
1.01.1063.0	1063	281
1.01.1064.0	1064	281
1.01.1065.0	1065	281
1.01.1067.0	1067	281
1.01.1068.0	1068	281
1.01.1069.0	1069	281
1.01.1070.0	1070	282
1.01.1071.0	1071	282
1.01.1072.0	1072	282

Nº ZEN ANTIGO OLD ANTIGUO	Nº ZEN NOVO NEW NUEVO	Pg.
1.01.1073.0	1073	282
1.01.1074.0	1074	282
1.01.1076.0	1076	282
1.01.1081.0	1081	282
1.01.1082.0	1082	282
1.01.1088.0	1088	282
1.01.1090.0	1090	282
1.01.1091.0	1091	282
1.01.1092.0	1092	282
1.01.1097.0	1097	282
1.01.1098.0	1098	282
1.01.1104.0	1104	282
1.01.1107.0	1107	282
1.01.1108.0	1108	283
1.01.1109.0	1109	283
1.01.1112.0	1112	283
1.01.1113.0	1113	283
	1114	283
1.01.1117.0	1117	283
1.01.1133.0	1133	283
1.01.1134.0	1134	283
1.01.1152.0	1152	283
1.01.1153.0	1153	283
1.01.1155.0	1155	283
1.01.1156.0	1156	283
1.01.1157.0	1157	283
1.01.1158.0	1158	283
1.01.1159.0	1159	283
1.01.1160.0	1160	283
1.01.1161.0	1161	284
1.01.1162.0	1162	284
1.01.1168.0	1168	284
1.01.1169.0	1169	284
1.01.1170.0	1170	284
1.01.1171.0	1171	284
1.01.1172.0	1172	284
1.01.1173.0	1173	284
1.01.1174.0	1174	284
1.01.1175.0	1175	284
1.01.1177.0	1177	284
1.01.1178.0	1178	284
1.01.1179.0	1179	284
1.01.1180.0	1180	284
1.01.0020.1	1184	284
1.01.0287.1	1187	284
1.01.0409.1	1188	285
1.01.0433.1	1189	285
1.01.0491.1	1190	285
1.01.0536.1	1191	285
1.01.0620.1	1192	285
1.01.0623.1	1193	285
1.01.0629.1	1194	285
1.01.0649.1	1195	285
1.01.0650.1	1196	285
1.01.0651.1	1197	285

Nº ZEN ANTIGO OLD ANTIGUO	Nº ZEN NOVO NEW NUEVO	Pg.
1.01.0652.1	1198	285
1.01.0662.1	1199	285
1.01.0737.1	1200	285
1.01.0750.1	1201	285
1.01.0778.1	1204	285
1.01.0780.1	1205	285
1.01.0786.1	1206	286
1.01.0793.1	1207	286
1.01.0824.1	1208	286
1.01.0833.1	1209	286
1.01.0870.1	1210	286
1.01.0883.1	1211	286
1.01.0884.1	1212	286
1.01.0885.1	1213	286
1.01.0921.1	1215	286
1.01.0941.1	1217	286
1.01.0974.1	1218	286
1.01.1014.1	1221	286
1.01.1078.1	1222	286
1.01.1080.1	1223	286
1.01.0620.2	1224	286
1.01.0623.2	1225	286
1.01.0662.2	1226	287
1.01.0786.2	1227	287
1.01.0824.2	1228	287
1.01.0968.3	1351	287
	1353	287
1.01.0024.4	1359	287
1.01.0105.4	1364	287
1.01.0748.4	1372	287
1.01.1451.0	1451	287
1.01.1453.0	1453	287
1.01.1454.0	1454	287
1.01.1455.0	1455	287
1.01.1458.0	1458	287
1.01.1467.0	1467	287
1.01.1468.0	1468	287
1.01.1469.0	1469	287
1.01.1470.0	1470	288
1.01.1471.0	1471	288
1.01.1472.0	1472	288
1.01.1473.0	1473	288
1.01.1474.0	1474	288
1.01.1475.0	1475	288
1.01.1477.0	1477	288
1.01.1478.0	1478	288
1.01.1480.0	1480	288
1.01.1482.0	1482	288
1.01.1483.0	1483	288
1.01.1484.0	1484	288
1.01.1485.0	1485	288
1.01.1486.0	1486	288
1.01.1487.0	1487	288
1.01.1496.0	1496	288
1.01.1502.0	1502	289

Nº ZEN	ANTIGO OLD ANTIGUO	NOVO NEW NUEVO	Pg.
1.01.1504.0	1504	289	
1.01.1507.0	1507	289	
1.01.1509.0	1509	289	
1.01.1516.0	1516	289	
1.01.1518.0	1518	289	
1.01.1521.0	1521	289	
1.01.1523.0	1523	289	
1.01.1526.0	1526	289	
1.01.1532.0	1532	289	
1.01.1533.0	1533	289	
1.01.1534.0	1534	289	
1.01.1538.0	1538	289	
1.01.1539.0	1539	289	
1.01.1545.0	1545	289	
1.01.1547.0	1547	289	
1.01.1548.0	1548	290	
1.01.1550.0	1550	290	
1.01.1552.0	1552	290	
1.01.1553.0	1553	290	
1.01.1555.0	1555	290	
1.01.1556.0	1556	290	
1.01.1557.0	1557	290	
1.01.1561.0	1561	290	
1.01.1562.0	1562	290	
1.01.1563.0	1563	290	
1.01.1566.0	1566	290	
1.01.1567.0	1567	290	
1.01.1570.0	1570	290	
1.01.1573.0	1573	290	
1.01.1574.0	1574	290	
1.01.1575.0	1575	290	
1.01.1576.0	1576	291	
1.01.1577.0	1577	291	
1.01.1585.0	1585	291	
1.01.1588.0	1588	291	
1.01.1592.0	1592	291	
1.01.1594.0	1594	291	
1.01.1595.0	1595	291	
1.01.1596.0	1596	291	
1.01.1597.0	1597	291	
1.01.1600.0	1600	291	
1.01.1601.0	1601	291	
1.01.1602.0	1602	291	
1.01.1603.0	1603	291	
1.01.1604.0	1604	291	
1.01.1605.0	1605	291	
1.01.1607.0	1607	291	
1.01.1608.0	1608	292	
1.01.1612.0	1612	292	
1.01.1613.0	1613	292	
1.01.1614.0	1614	292	
1.01.1615.0	1615	292	
1.01.1616.0	1616	292	
1.01.1617.0	1617	292	
1.01.1618.0	1618	292	

Nº ZEN	ANTIGO OLD ANTIGUO	NOVO NEW NUEVO	Pg.
1.01.1619.0	1619	292	
1.01.1620.0	1620	292	
1.01.1621.0	1621	292	
1.01.1622.0	1622	292	
1.01.1623.0	1623	292	
1.01.1624.0	1624	292	
1.01.1629.0	1629	292	
1.01.1630.0	1630	292	
1.01.1631.0	1631	293	
1.01.1632.0	1632	293	
1.01.1633.0	1633	293	
1.01.1635.0	1635	293	
1.01.1636.0	1636	293	
1.01.1637.0	1637	293	
1.01.1638.0	1638	293	
1.01.1641.0	1641	293	
1.01.1642.0	1642	293	
1.01.1643.0	1643	293	
1.01.1646.0	1646	293	
1.01.1647.0	1647	293	
1.01.1648.0	1648	293	
1.01.1650.0	1650	293	
1.01.1651.0	1651	293	
1.01.1655.0	1655	293	
1.01.1656.0	1656	294	
1.01.1658.0	1658	294	
1.01.1661.0	1661	294	
1.01.1666.0	1666	294	
1.01.1667.0	1667	294	
1.01.1668.0	1668	294	
1.01.1669.0	1669	294	
1.01.1670.0	1670	294	
1.01.1671.0	1671	294	
1.01.1672.0	1672	294	
1.01.1673.0	1673	294	
1.01.1674.0	1674	294	
1.01.1675.0	1675	294	
1.01.1676.0	1676	294	
1.01.1677.0	1677	294	
1.01.1678.0	1678	294	
1.01.1679.0	1679	295	
1.01.1680.0	1680	295	
1.01.1681.0	1681	295	
1.01.1682.0	1682	295	
1.01.1684.0	1684	295	
1.01.1685.0	1685	295	
1.01.1686.0	1686	295	
1.01.1687.0	1687	295	
1.01.1690.0	1690	295	
1.01.1691.0	1691	295	
1.01.1692.0	1692	295	
1.01.1693.0	1693	295	
1.01.1695.0	1695	295	
1.01.1696.0	1696	295	
1.01.1697.0	1697	295	

Nº ZEN	ANTIGO OLD ANTIGUO	NOVO NEW NUEVO	Pg.
1.01.1698.0	1698	295	
1.01.1699.0	1699	296	
1.01.1700.0	1700	296	
1.01.1701.0	1701	296	
1.01.1702.0	1702	296	
1.01.1704.0	1704	296	
1.01.1705.0	1705	296	
1.01.1706.0	1706	296	
1.01.1707.0	1707	296	
1.01.1708.0	1708	296	
1.01.1709.0	1709	296	
1.01.1711.0	1711	296	
1.01.1712.0	1712	296	
1.01.1713.0	1713	296	
1.01.1714.0	1714	296	
1.01.1715.0	1715	296	
1.01.1716.0	1716	296	
1.01.1717.0	1717	297	
1.01.1718.0	1718	297	
1.01.1719.0	1719	297	
1.01.1720.0	1720	297	
1.01.1722.0	1722	297	
1.01.1723.0	1723	297	
1.01.1725.0	1725	297	
1.01.1726.0	1726	297	
1.01.1727.0	1727	297	
1.01.1729.0	1729	297	
1.01.1731.0	1731	297	
1.01.1733.0	1733	297	
1.01.1734.0	1734	297	
1.01.1735.0	1735	297	
1.01.1736.0	1736	297	
1.01.1740.0	1740	297	
1.01.1741.0	1741	298	
1.01.1743.0	1743	298	
1.01.1744.0	1744	298	
1.01.1745.0	1745	298	
1.01.1751.0	1751	298	
1.01.1752.0	1752	298	
1.01.1753.0	1753	298	
1.01.1754.0	1754	298	
1.01.1755.0	1755	298	
1.01.1756.0	1756	298	
1.01.1757.0	1757	298	
1.01.1758.0	1758	298	
1.01.1759.0	1759	298	
1.01.1761.0	1761	298	
1.01.1762.0	1762	298	
1.01.1763.0	1763	298	
1.01.1764.0	1764	299	
1.01.1765.0	1765	299	
1.01.1766.0	1766	299	
1.01.1767.0	1767	299	
1.01.1768.0	1768	299	
1.01.1769.0	1769	299	

Nº ZEN	ANTIGO OLD ANTIGUO	NOVO NEW NUEVO	Pg.
1.01.1770.0	1770	299	
1.01.1771.0	1771	299	
1.01.1772.0	1772	299	
1.01.1774.0	1774	299	
1.01.1775.0	1775	299	
1.01.1776.0	1776	299	
1.01.1777.0	1777	299	
1.01.1778.0	1778	299	
1.01.1779.0	1779	299	
1.01.1780.0	1780	299	
1.01.1781.0	1781	300	
1.01.1784.0	1784	300	
1.01.1785.0	1785	300	
1.01.1786.0	1786	300	
1.01.1787.0	1787	300	
1.01.1788.0	1788	300	
1.01.1790.0	1790	300	
1.01.1791.0	1791	300	
1.01.1794.0	1794	300	
1.01.1796.0	1796	300	
1.01.1797.0	1797	300	
1.01.1799.0	1799	300	
1.01.1800.0	1800	300	
1.01.1801.0	1801	300	
1.01.1803.0	1803	300	
1.01.1805.0	1805	300	
1.01.1806.0	1806	301	
1.01.1807.0	1807	301	
1.01.1808.0	1808	301	
1.01.1809.0	1809	301	
1.01.1810.0	1810	301	
1.01.1811.0	1811	301	
1.01.1812.0	1812	301	
1.01.1813.0	1813	301	
	1814	301	
1.01.1815.0	1815	301	
1.01.1816.0	1816	301	
1.01.1818.0	1818	301	
1.01.1819.0	1819	301	
	1820	301	
1.01.1822.0	1822	301	
1.01.1823.0	1823	301	
1.01.1824.0	1824	302	
1.01.1825.0	1825	302	
1.01.1826.0	1826	302	
1.01.1827.0	1827	302	
1.01.1828.0	1828	302	
1.01.1829.0	1829	302	
1.01.1830.0	1830	302	
1.01.1831.0	1831	302	
1.01.1837.0	1837	302	
1.01.1838.0	1838	302	
1.01.1839.0	1839	302	
1.01.1840.0	1840	302	
1.01.1841.0	1841	302	



Nº ZEN	ANTIGO OLD ANTIGUO	Nº ZEN	NOVO NEW NUEVO	Pg.
1.01.1845.0		1845		302
1.01.1846.0		1846		302
1.01.1847.0		1847		302
1.01.1848.0		1848		303
		1849		303
1.01.1853.0		1853		303
1.01.1854.0		1854		303
		1855		303
1.01.1856.0		1856		303
1.01.1857.0		1857		303
1.01.1858.0		1858		303
1.01.1860.0		1860		303
1.01.1861.0		1861		303
1.01.1862.0		1862		303
1.01.1863.0		1863		303
1.01.1864.0		1864		303
1.01.1865.0		1865		303
1.01.1866.0		1866		303
1.01.1871.0		1871		303
1.01.1872.0		1872		304
1.01.1873.0		1873		304
1.01.1874.0		1874		304
1.01.1875.0		1875		304
1.01.1876.0		1876		304
		1877		304
1.01.1878.0		1878		304
1.01.1879.0		1879		304
1.01.1880.0		1880		304
1.01.1881.0		1881		304
		1882		304
		1883		304
		1884		304
		1885		304
		1886		304
		1887		304
		1888		305
		1890		305
		1891		305
		1893		305
		1895		305
		1898		305
		1899		305
		1902		305
		1903		305
		1904		305
		1905		305
		1906		305
		1908		305
		1909		305
		1910		305
		1911		305
		1912		306
		1913		306
		1914		306
		1915		306

Nº ZEN	ANTIGO OLD ANTIGUO	Nº ZEN	NOVO NEW NUEVO	Pg.
		1916		306
		1918		306
		1919		306
		1920		306
		1921		306
		1922		306
		1923		306
		1924		306
		1925		306
		1926		306
		1927		306
		1928		306
		1929		307
		1930		307
		1932		307
		1933		307
		1934		307
		1935		307
		1936		307
		1937		307
		1938		307
		1939		307
		1940		307
		1941		307
		1942		307
		1943		307
		1944		307
		1945		307
		1946		308
		1947		308
		1948		308
		1949		308
		1950		308
		1951		308
		1952		308
		1957		308
		1958		308
		1959		308
		1960		308
		1961		308
		1962		308
		1963		308
		1964		308
		1965		308
		1966		309
		1967		309
		1968		309
		1969		309
		1970		309
		1971		309
		1972		309
		1973		309
		1974		309
		1975		309
		1976		309

Nº ZEN	ANTIGO OLD ANTIGUO	Nº ZEN	NOVO NEW NUEVO	Pg.
		1977		309
		1978		309
		1979		309
		1980		309
		1981		309
		1982		310
		1983		310
		1984		310
		1985		310
		1986		310
		1988		310
		1989		310
		1990		310
		1992		310
		1993		310
		1994		310
		1995		310
		1996		310
		1997		310
		1998		310
		2000		310
		2001		311
		2002		311
		2003		311
		2004		311
		2005		311
		2006		311
		2007		311
		2009		311
		2010		311
		2011		311
		2012		311
		2013		311
		2014		311
		2015		311
		2016		311
		2017		311
		2018		312
		2019		312
		2020		312
		2021		312
		2022		312
		2023		312
		2026		312
		2027		312
		2028		312
		2029		312
		2031		312
1.01.0952.1		10003		312
Pinhão				
Pinion				
Piñon				
		0032		313
		0035		313
		0036		313

Nº ZEN	ANTIGO OLD ANTIGUO	Nº ZEN	NOVO NEW NUEVO	Pg.
		0078		313
		0087		313
		0088		313
		0089		313
		0170		313
		0171		313
		0218		313
		0280		313
		0380		313
		1111		313
		1181		313
		1216		313
		9028		313
		9074		314
		9186		314
		9260		314
		9301		314
		9302		314
		9307		314
		9349		314
		9350		314
		9402		314
		9403		314
		9426		314
		9459		314
		9488		314
		9492		314
		9495		314
		9502		314
		9504		315
		9506		315
		9525		315
		9526		315
		9527		315
		9528		315
		9542		315
		9566		315
		9597		315
		9632		315
		9678		315
		9702		315
		9705		315
		9781		315
		9791		315
		10048		315
		10049		316
		12609		316
		12656		316
		12657		316
		12658		316
		12659		316
		12660		316
		12812		316
		12839		316
		12954		316

Nº ZEN	ANTIGO OLD ANTIGUO	NOVO NEW NUEVO	Pg.
--------	--------------------------	----------------------	-----

12955	316
12956	316
12957	316
12961	316
12967	316
12972	316
13017	317
13018	317
13021	317
13104	317
13105	317
13106	317
13117	317
13118	317
13119	317
13130	317
13131	317
13132	317
13138	317
13224	317
13268	317
13272	317
13273	318
13274	318
13275	318
13332	318
13333	318
13336	318
13462	318
13552	318
13571	318

**Componente***Component**Componente*

1.01.0121.0	0121	319
1.01.0122.0	0122	319
1.01.0201.0	0201	319
1.01.0204.0	0204	319

**Planetária***Planetary Gear**Planetario*

12675	320
12681	320
12682	320
12683	320
12684	320
12685	320
12686	320
12687	320
12688	320
12689	320
12690	320
12692	320
12693	321
12694	321

Nº ZEN	ANTIGO OLD ANTIGUO	NOVO NEW NUEVO	Pg.
--------	--------------------------	----------------------	-----

12695	321
12717	320
12718	321
12719	321
12720	320
12721	321
12722	321
12786	321
12841	320
13544	320
13545	321



ABG	Nº ZEN	Pg.
Alexander 126 F3L912 Deutz Diesel	0308	255
Alexander 126H F3L912 Deutz Diesel	0308	255
Alexander 128 F4L912 Deutz Diesel	0308	255
Alexander 128G F4L912 Deutz Diesel	0308	255
Alexander, BV 590, MAW, PUMA, VAS, WZ	1979	309
BV 590 F4L912 Deutz Diesel	0308	255
Jumbo 140	0087	313
MAW 172 F4L912 Deutz Diesel	0308	255
MAW 172S F4L912 Deutz Diesel	0308	255
MAW 173 F4L912 Deutz Diesel	0308	255
MAW 173S F4L912 Deutz Diesel	0308	255
Puma 168 F3L912 Deutz Diesel	0308	255
Puma 168A F3L912 Deutz Diesel	0308	255
Puma 177 F6L912 Deutz Diesel	0308	255
Puma 177V F6L912 Deutz Diesel	0308	255
Puma 177VS F6L912 Deutz Diesel	0308	255
Puma 178 F6L912 Deutz Diesel	0308	255
Rolo Compactador	1979	309
Titan 300 F6L912 Deutz Diesel	0308	255
VAS 512 F3L912 Deutz Diesel	0308	255
WZ 172 F4L912 Deutz Diesel	0308	255
WZ 172S F4L912 Deutz Diesel	0308	255

Acura	Nº ZEN	Pg.
CSX L4 2.0L 1998cc 122cid	1849	303
EL 1.7L	1548	290
Integra 1.8	1864	303
Integra 4 Cil 1.7L 1678cc	9542	315
Integra 4 Cil 1.8L 1834cc	9542	315
Integra	10049	316
Integra L4 1.7L 1678cc	1212	286
Integra L4 1.8L 1834cc	1212	286
Legend 3.2 C32A2	1863	303
Nippondenso Starter	9504	315
SLX 3.2 6VD1	1863	303
SLX 3.5 6VE1	1863	303
TSX L4 2.4L 2354cc	1849	303

Agco	Nº ZEN	Pg.
AGCO Trator MF 2360 Cummins	1205	285
Agco/M.F. M93R12V	1622	292
Agco/M.F./Perkins M93R12V	1602	291
L3 670 Diesel	0607	264
M3 670 Diesel	0607	264
N5 670 Diesel	0607	264
N6 670 Diesel	0607	264
R5 670 Diesel	0607	264
R6 670 Diesel	0607	264
Trator 6 cil.	12675	320
Trator 9170 6-584 Deutz Diesel	0888	275
Trator 9190 6-584 Deutz Diesel	0888	275
Trator 9630 6-374 Deutz diesel	0645	266
Trator 9650 6-374 Deutz diesel	0645	266
Trator 9670 6-584 Deutz Diesel	0888	275
Trator 9690 6-584 Deutz Diesel	0888	275

Agco Aliss	Nº ZEN	Pg.
Trator 9130, 9150	1979	309

Agco Gleaner	Nº ZEN	Pg.
Combines R40, R42, R50, R52	1979	309

Agrale	Nº ZEN	Pg.
1600D	1364	287
1800D	1364	287
2229-4 Mueller Vibro RT 62 , 83 Com Motor MWM 229-4	1076	282
4100	0062	249
416	0062	249
420	0062	249
5000D	1073	282
5075 BX 150	1596	291
5085.4 BX 150	1596	291
6150	1073	282
7.5t 4.3	2027	312
7000D	1073	282
7000DX 4.3, Motor MWM410	2027	312
7000TDX 4.3, Motor MWM410T	2027	312
7500 TD	1073	282
8500TDX 4.3, Motor MWM410T	2027	312
Agrale Maquinário Agrícola 4230 M790 1.3 30HP	1944	307
BX100	1073	282
BX130	1073	282
BX4.100	1073	282
BX4.110	1073	282
BX4.130	1073	282
BX4.150	1073	282
BX4.90	1073	282
Caminhão 13000 Com Motor MWM 6.10 TCA	1679	295
Caminhão 13000 Com Motor MWM 6.10 TCA	1805	300
Caminhão 13000 Com Motor MWM 6.10 TCA	1936	307
Caminhão 13000 Com Motor MWM 6.10 TCA	13544	320
Caminhão 13000 Com Motor MWM 6.10 TCA	13545	321
Caminhão 1600D	0105	251
Caminhão 1800D	0105	251
Caminhão 7000DX-TDX- 8000MA série 7.5T	0748	269
Caminhão TX1100 M790	0163	252
Caminhão TX1600	0408	258
Caminhão TX1600D	0105	251
CaminhãoTX 1600D-1800D com motor MWM 229.4	0496	261
Caminhões 10.000, 14.000 e 14.000 6X2 Com Motor MWM MaxxForce 4.8H. EURO V	1679	295
Caminhões 10.000, 14.000 e 14.000 6X2 Com Motor MWM MaxxForce 4.8H. EURO V	1805	300
Caminhões 10.000, 14.000 e 14.000 6X2 Com Motor MWM MaxxForce 4.8H. EURO V	1936	307
Caminhões 10.000, 14.000 e 14.000 6X2 Com Motor MWM MaxxForce 4.8H. EURO V	13544	320
Caminhões 10.000, 14.000 e 14.000 6X2 Com Motor MWM MaxxForce 4.8H. EURO V	13545	321
Caminhões 6000, 8500 e 9200 Com Motores MWM 4.10 TCA e MWM 4.12 TCE	1679	295
Caminhões 6000, 8500 e 9200 Com Motores MWM 4.10 TCA e MWM 4.12 TCE	1805	300
Caminhões 6000, 8500 e 9200 Com Motores MWM 4.10 TCA e MWM 4.12 TCE	1936	307
Caminhões 6000, 8500 e 9200 Com Motores MWM 4.10 TCA e MWM 4.12 TCE	13544	320
Caminhões 6000, 8500 e 9200 Com Motores MWM 4.10 TCA e MWM 4.12 TCE	13545	321

Agrale	Nº ZEN	Pg.
Chassis MA 7.9, MA8.5, MA9.2, MA10.0, MA12.0, MA15.0 e MT12.0 Com Motores MWM4.10 TCA e MWM 4.12 TCE	1679	295
Chassis MA 7.9, MA8.5, MA9.2, MA10.0, MA12.0, MA15.0 e MT12.0 Com Motores MWM4.10 TCA e MWM 4.12 TCE	1805	300
Chassis MA 7.9, MA8.5, MA9.2, MA10.0, MA12.0, MA15.0 e MT12.0 Com Motores MWM4.10 TCA e MWM 4.12 TCE	1936	307
Chassis MA 7.9, MA8.5, MA9.2, MA10.0, MA12.0, MA15.0 e MT12.0 Com Motores MWM4.10 TCA e MWM 4.12 TCE	13544	320
Chassis MA 7.9, MA8.5, MA9.2, MA10.0, MA12.0, MA15.0 e MT12.0 Com Motores MWM4.10 TCA e MWM 4.12 TCE	13545	321
Especial/Special	1065	281
Furgovan 8000 Com Motor MWM 4.10 TCA	1679	295
Furgovan 8000 Com Motor MWM 4.10 TCA	1805	300
Furgovan 8000 Com Motor MWM 4.10 TCA	1936	307
Furgovan 8000 Com Motor MWM 4.10 TCA	13544	320
Furgovan 8000 Com Motor MWM 4.10 TCA	13545	321
M790	1796	300
M90ID	1796	300
M93	1796	300
M95W	1796	300
Micro Ônibus Volare	1063	281
Micro Ônibus Volare (Marcopolo) MWM 407 TCA	0991	279
Micro Ônibus Volare (Marcopolo) MWM 407 TCA	1022	280
Mini Pá Carregadeira	0125	251
Motor Estacionário M70	0062	249
Motor Estacionário M70	0163	252
Motor Estacionário M790	0062	249
Motor Estacionário M790	0125	251
Motor Estacionário M790	0163	252
Motor Estacionário M80	0062	249
Motor Estacionário M80	0163	252
Motor Estacionário M85	0062	249
Motor Estacionário M85	0163	252
Motor Estacionário M90	0062	249
Motor Estacionário M90	0163	252
Motor Estacionário M93	0062	249
Motor Estacionário M93ID	0163	252
Motor MWM	12684	320
MWM D 229-3, D 229-4, D 229-6, TBD 229-EC-6, TD 229-6	1076	282
Ônibus MA12.0, MA15.0, MT15.0 LE, MA10.0 e MA9.2 Com Motor MWM MaxxForce 4.8HEURO V	1679	295
Ônibus MA12.0, MA15.0, MT15.0 LE, MA10.0 e MA9.2 Com Motor MWM MaxxForce 4.8HEURO V	1805	300
Ônibus MA12.0, MA15.0, MT15.0 LE, MA10.0 e MA9.2 Com Motor MWM MaxxForce 4.8HEURO V	1936	307
Ônibus MA12.0, MA15.0, MT15.0 LE, MA10.0 e MA9.2 Com Motor MWM MaxxForce 4.8HEURO V	13544	320
Ônibus MA12.0, MA15.0, MT15.0 LE, MA10.0 e MA9.2 Com Motor MWM MaxxForce 4.8HEURO V	13545	321
Ônibus Volare	12682	320

Agrale	Nº ZEN	Pg.
Ônibus Volare W8, W9 e V8 Com Motores MWM 4.10 TCA	1679	295
Ônibus Volare W8, W9 e V8 Com Motores MWM 4.10 TCA	1805	300
Ônibus Volare W8, W9 e V8 Com Motores MWM 4.10 TCA	1936	307
Ônibus Volare W8, W9 e V8 Com Motores MWM 4.10 TCA	13544	320
Ônibus Volare W8, W9 e V8 Com Motores MWM 4.10 TCA	13545	321
Ônibus W8, W9 e V8 Com Motores MWM 4.12 TCE	1679	295
Ônibus W8, W9 e V8 Com Motores MWM 4.12 TCE	1805	300
Ônibus W8, W9 e V8 Com Motores MWM 4.12 TCE	1936	307
Ônibus W8, W9 e V8 Com Motores MWM 4.12 TCE	13544	320
Ônibus W8, W9 e V8 Com Motores MWM 4.12 TCE	13545	321
Série 1800-D / TX 1600 Com Motor MWM 229-3	1076	282
Trator Motor M795W Bicilíndrico	1713	296
Trator 4100	0163	252
Trator 4100	1636	293
Trator 4100	1796	300
Trator 4100.4	1636	293
Trator 4100.4	1796	300
Trator 4118	1796	300
Trator 416	0163	252
Trator 420	0163	252
Trator 4230 CAT 3126 M790	1621	292
Trator 4230.4 CAT 3126 M790	1621	292
Trator M790	1796	300
Trator M90ID	1796	300
Trator T4200	0125	251
Trator T4300	0125	251
TX1600 MWM-D 229-3	0028	248
TX1600 MWM	0085	250
TX1600D	1364	287
Volare	1550	290

Agria	Nº ZEN	Pg.
4900	1005	279
6900 Ruggerini, RW270	2021	312

Agrifull	Nº ZEN	Pg.
100 5.4, DT	2012	311
110 5.9, DT	2012	311
140 5.9, DT	2012	311
60, 70, 80, 235 C, 345, 355	2021	312
65 3.6	2011	311
65 DT 3.6	2011	311
65 LM 3.6	2011	311
670 3.5	2011	311
70 C, L 3.6	2011	311
80 3.9	2011	311
80 C 3.9	2011	311
80 DTF 3.9	2011	311
80 F 3.9	2011	311
82.86F 3.9	2011	311
90 4.9, DT	2012	311
A 70LM 3.6	2011	311

Ahlmann	Nº ZEN	Pg.
Carregadeira AL 100 BF4L2011	1898	305
Aifo	Nº ZEN	Pg.
8031 2.8	2011	311
8041 3.7	2011	311
8060 5.2	2011	311
8061 5.5	2011	311
8065 5.2	2011	311
8361 05.500 160PS 8,1L	1059	281
8361 25.500 175PS 8,1L	1059	281
M32S	0087	313
M42S	0087	313
M52S	0087	313
Alfa Romeo	Nº ZEN	Pg.
145 1.4 16V	1169	284
145, 145 1.6ie	12683	320
146 1.4 16V	1169	284
147 1.6 16V - 1.8 16V - 2.0 16V	1927	306
156 1.9 JTD	1718	297
156 1.6 16V - 1.8 16V - 2.0 16V	1927	306
159 2.2 JTS	0756	269
159 1.8	1899	305
159 2.0	1899	305
2300	0077	250
2300B	0077	250
2600TT	0223	253
30	0291	254
30AR8	0310	255
30AR8	0407	258
30AR8	0601	264
32	0291	254
32AR8	0310	255
32AR8	0407	258
32AR8	0601	264
35	0291	254
35AR8	0310	255
35AR8	0407	258
35AR8	0601	264
40 AR8	0291	254
400	0036	313
40AR8	0310	255
40AR8	0407	258
40AR8	0601	264
450	0036	313
4C 1.7	1899	305
4C Spider 1.7	1899	305
Alfa 145	1033	280
Alfa 146 1.9 JTD	1033	280
Alfa 147 1.9 JTD	1033	280
Alfa 156 1.9 JTD	1033	280
Alfa 164 2.0	0482	260
Alfa 164 3.0	0482	260
Alfa 164TD	0706	268
Alfa 33 1.3, 1.5, 1.6	0482	260
Alfa 33TD	0706	268
Alfa 6 2.0, 2.5	0108	251
Alfa 6 2.5 TD	0366	257

Alfa Romeo	Nº ZEN	Pg.
Alfa 75 1.6, 1.8, 1.8 turbo, 2.5	0108	251
Alfa 75 2.0	0482	260
Alfa 75TD	0706	268
Alfa 90 1.8, 2.0, 2.5	0108	251
Alfa 90 2.0	0482	260
Alfa 90TD	0706	268
Alfa Romeo 14AR 6 Turbo	0875	274
Alfa Romeo 156	1630	292
Alfa Romeo 166 2.4 TD	1630	292
Alfasud 1.2 Super TI	0108	251
Alfasud 1.2, 1.5	0307	255
Alfetta 1.6, 1.8, 2.0	0108	251
Alfetta 2.0 turbo diesel	0225	254
Alfetta 1.6, 1.8	0307	255
Alfetta 2.0 turbo diesel	0366	257
Alfetta TD.	0706	268
Arna 1.2 e 1.3	0108	251
Brera 2.2 JTS	0756	269
Brera 2.0	1899	305
Especial/Special	0189	253
Especial/Special	1117	283
F2	0108	251
Giulia Diesel	0447	259
Giulia 2.0 turbo	1965	308
Giulia Super 1.3, 1.6	0307	255
Giulietta 1.3, 1.8, 2.0	0108	251
Giulietta 1.8	1899	305
Giulietta 1.4 TB Start/Stop	1908	305
Giulietta TD.	0706	268
GT Junior	0307	255
GT Veloce 2000	0307	255
GTV2000 2.0 e 2.5	0108	251
JK2000	0015	248
JK2150	0015	248
Mito 0.9 Start/Stop	1908	305
Mito 1.3 JTDM Start/Stop	1908	305
Spider 2.2 JTS	0756	269
Spider 1.8	1899	305
Spider 2.0	1899	305
Stelvio Q4 2.0 turbo	1965	308
Allis Chalmers	Nº ZEN	Pg.
7030 6 426 Diesel	0607	264
7040 6 426 Diesel	0607	264
7045 6 426 Diesel	0607	264
7050 6 426 Diesel	0607	264
7060 6 426 Diesel	0607	264
7080 6 426 Diesel	0607	264
7580 6 426 Diesel	0607	264
8030 6 426 Diesel	0607	264
8050 6 426 Diesel	0607	264
8070 6 426 Diesel	0607	264
ACC 20 / 25 / 30 Continental F135	0567	263
ACC 20 / 25 / 30 Continental F163	0567	263
ACC 35 / 40 / 45 / 50 / 55 Continental F163	0567	263
ACC 60 / 70 / 80 / 100 / 120 Continental F245	0567	263
ACC 60C / 70C / 100C Continental F245	0567	263

Allis Chalmers	Nº ZEN	Pg.
ACP 110 Continental F245	0567	263
ACP 130 Continental F245	0567	263
ACP 150 Continental F245	0567	263
ACP 20 / 25 / 30 Continental F135	0567	263
ACP 20 / 25 / 30 Continental F163	0567	263
ACP 40 / 50 Continental F163	0567	263
ACP 60 / 70 / 80 Continental F245	0567	263
ACS 100 / 120 Continental F245	0567	263
ACS 70 Continental F163	0567	263
ED 40 4 Cil 138 Diesel	0411	258
L2 6 426 Diesel	0607	264
L3 6 426 Diesel	0607	264
M2 6 426 Diesel	0607	264
M3 6 426 Diesel	0607	264
N5 6 426 Diesel	0607	264
N6 6 426 Diesel	0607	264
Tractor Farm ED40 4 Cil 138 Diesel	0507	261
Tratores	1828	302
Alpine Makine	Nº ZEN	Pg.
Track Loader 2.2, Série M	2009	311
Alto	Nº ZEN	Pg.
VXI	1509	289
American	Nº ZEN	Pg.
Ambassador V8 4.8L 290cid	0135	252
Ambassador V8 5.0L 304cid	0135	252
Ambassador V8 5.0L 4982cc 304cid	0135	252
Ambassador V8 5.0L 4983cc 304cid	0135	252
Ambassador V8 5.6L 343cid	0135	252
Ambassador V8 5.6L 5585cc 343cid	0135	252
Ambassador V8 5.9L 360cid	0135	252
Ambassador V8 5.9L 5899cc 360cid	0135	252
Ambassador V8 5.9L 5900cc 360cid	0135	252
Ambassador V8 6.4L 390cid	0135	252
Ambassador V8 6.4L 6391cc 390cid	0135	252
Ambassador V8 6.6L 401cid	0135	252
Ambassador V8 6.6L 6571cc 401cid	0135	252
Ambassador V8 6.6L 6572cc 401cid	0135	252
American	0135	252
AMX 8 cil 5.0L 304cid	0135	252
AMX 8 cil 5.0L 4982cc 304cid	0135	252
AMX 8 cil 5.0L 4983cc 304cid	0135	252
AMX 8 cil 5.9L 5899cc 360cid	0135	252
AMX 8 cil 5.9L 5900cc 360cid	0135	252
AMX 8 cil 6.6L 6571cc 401cid	0135	252
AMX 8 cil 6.6L 6572cc 401cid	0135	252
AMX V8 4.8L 290cid	0135	252
AMX V8 5.6L 343cid	0135	252
AMX V8 5.6L 5585cc 343cid	0135	252
AMX V8 5.9L 360cid	0135	252
AMX V8 5.9L 5899cc 360cid	0135	252
AMX V8 5.9L 5900cc 360cid	0135	252
AMX V8 6.4L 390cid	0135	252
AMX V8 6.4L 6391cc 390cid	0135	252
Gremlin L6 3.8L 232cid	0135	252
Gremlin L6 3.8L 3802cc 232cid	0135	252

American	Nº ZEN	Pg.
Gremlin L6 4.2L 258cid	0135	252
Gremlin L6 4.2L 4228cc 258cid	0135	252
Gremlin L6 4.2L 4229cc 258cid	0135	252
Gremlin V8 5.0L 304cid	0135	252
Gremlin V8 5.0L 4982cc 304cid	0135	252
Gremlin V8 5.0L 4983cc 304cid	0135	252
Hornet L6 3.8L 232cid	0135	252
Hornet L6 3.8L 3802cc 232cid	0135	252
Hornet L6 4.2L 258cid	0135	252
Arona	Nº ZEN	Pg.
AD 295, 395, 4100M, 495M, 952PM, AD 953, 954PM	2021	312
Ashok LeyLand	Nº ZEN	Pg.
Lay Land Hino J Ser	1731	297
Ônibus H Serie 6 Cil	1731	297
Asia Motors	Nº ZEN	Pg.
1135-1	0392	257
1135-15	0392	257
1135-50	0392	257
1135-55	0392	257
2135	0392	257
2135-50	0392	257
Compressor Deutz	0059	249
Compressor com motor Deutz 8 cil	0101	250
Compressor AX430	0088	313
Compressor AX430	0122	319
Compressor AX430	0133	251
PR425	0087	313
Towner	0519	261
Towner Daewoo	0854	274
Towner Com Motor Mando	0940	277
Astra	Nº ZEN	Pg.
BM 201 OM-8360.05.200 8.0L	1059	281
BM 201 OM-8360.05.300 8.0L	1059	281
BM 44D12R OM-8360.05.200 8.1L	1059	281
Atlas	Nº ZEN	Pg.
1202, 1252, AR51BE, AR61A, AR70, AS81, AT710	1979	309
AR 1.5, 30	2009	311
AR 1.5, 35 Super	2009	311
AR 1.5, 40	2009	311
Carregadeira Ar 105, 105 E TCD 4,1 L4 105kW Tier 4i	1751	298
Carregadeira Ar 95 e Super TCD 4,1 L4 95kW Tier 4i	1751	298
Compressor XAHS 107 C2	1898	305
Compressor XAHS 37 DD	1898	305
Compressor XAS 137 C2	1898	305
Compressor XAS, XATS, XAMS	1979	309
Escavadeira 160W TCD2012 L06 2V 143HP Tier 3	1751	298
Escavadeira 190LC TCD2012 L06 2V 143HP Tier 4	1751	298
Escavadeira 340LC TCD2013 L06 2V 226PS Tier 4	1751	298
Manipuladora de Materiais 180MH, 200MH TCD2012 L06 2V 143HPTier 4	1751	298
Manipuladora de Materiais 350MH TCD2013 L06 2V 226PS Tier 4	1751	298
Manipuladora de Materiais 400MH TCD6,1 L6 238PS Tier 4i	1751	298



Atlas	Nº ZEN	Pg.
Manipuladora de Materiais 520MH TCD2013 L06 2V248PS	1751	298
Máquina Rolo AW 240	1898	305
Máquina Rolo AW 260	1898	305
Máquina Rolo AW 300	1898	305
Rolos Compactadores AW 1110, AW 1120 TCD2012 L04 96kW	1751	298
Rolos Compactadores AW 1130, AW 1140 TCD2012 L04 103kW	1751	298
Atlas Copco	Nº ZEN	Pg.
Caminhões	0378	257
Compressores XAHS 146 C3, XAS 186 C3, XATS 156 C3	1751	298
Deutz TCD 2012 4 Cil. 82kW		
Compressores XAHS 186 C3, XAVS 166C3 Deutz TCD 2013 4 Cil. 104kW	1751	298
Especial/Special	0226	254
Máquina Fresadora de Asfalto PL1000T TCD2012 L06 2V 6 Cil 150kW	1751	298
PR700	0290	254
QLT H40	2009	311
ST35, ST48, ST71, ST95, STS35, STS48, STS71, VSS250	1979	309
Tratores com motor Deutz 8 cil	0101	250
Tratores	0378	257
Audi	Nº ZEN	Pg.
100	0080	250
100 1.8, 1.9, 2.0	0108	251
100	0482	260
100 5D turbo D 2.0	0228	254
1000	0015	248
100D	0631	265
100INJ	0482	260
100TD	0631	265
200	0482	260
200 turbo	0108	251
200I	0108	251
4000 Diesel	0420	258
4000 Diesel turbo	0420	258
4000 TD	0474	260
60	0080	250
72	0080	250
80	0080	250
80	0108	251
80 1.6 D	0474	260
80 1.6 TD	0474	260
80 1.6, 1.8 e 1.9	0482	260
80 D 1.6L	1067	281
80 TD 1.9	1067	281
80D	0420	258
80D Turbo	0420	258
80D	0482	260
80INL	0482	260
80L	0108	251
80TD	0482	260
90	0080	250
90	0482	260

Audi	Nº ZEN	Pg.
90 1.9 D	1067	281
90D	0482	260
A1 2.0 TFSI quattro	1685	295
A1 1.6 TDI START/STOP	1824	302
A1 1.2 TFSI - 1.4 TFSI Start/Stop	1826	302
A1 1.6 TDI - 2.0 TDI Start/Stop	1826	302
A1 2.0	1985	310
A1 1.6TDI	2005	311
A1 2.0 TDI	2006	311
A2 1.4 TDI	1926	306
A3 1.6, 1.8 e 2.0	0475	260
A3 1.6i, 1.6T	0932	276
A3 1.9 TDI	0937	277
A3	1017	279
A3 1.6, 1.8 e 1.8 Turbo	1069	281
A3 1.6 - 1.8 T	1108	283
A3 1.6 - 1.6 FSI	1632	293
A3 2.0 FSI	1632	293
A3 1.8 TFSI Sportback	1685	295
A3 1900 BLS BKC BXE	1814	301
A3 Convertible (8P7) Eng.BLS 1.9 TDI 77kw BLS	1814	301
A3 1.9 TDI, 2.0 TDI, 3.2 V6 quattro	1823	301
A3 1.6 TDI START/STOP	1824	302
A3 1.2 TFSI - 1.4 TFSI Start/Stop	1826	302
A3 1.6 TDI - 2.0 TDI Start/Stop	1826	302
A3 1.9 TDI - 2.0 TDI - 3.2 V6 quattro	1856	303
A3 2.0 FSI - 1.9TDI - 2.0 TDI	1910	305
A3 1.6 S3 quattro	1926	306
A3 1.9 TDI quattro	1926	306
A3 L4 1.8L	1978	309
A3 Quattro L4 2.0L	1978	309
A3 1.8	1985	310
A3 2.0	1985	310
A3 1.6TDI	2005	311
A3 2.0 TDI	2006	311
A3 1.8, 1.8T	12690	320
A4 1.6i, 1.8i	0745	269
A4	0925	276
A4 2.5 TDI	1631	293
A4 1.9 TDI	1930	307
A4 1.4 e 2.0 TFSI	1975	309
A4 Allroad, 2.0 TFSI	1975	309
A4 Avant Quattro, 2.0 TFSI	1975	309
A4 Avant, 1.4 E 2.0 TFSI	1975	309
A4 - Avant - Quattro 1.9TDI	1067	281
A5 Cabriolet Quattro, 2.0 TFSI	1975	309
A5 Cabriolet, 2.0 TFSI	1975	309
A5 Coupe 1.4 TFSI	1975	309
A5 Coupe Quattro, 2.0 TFSI	1975	309
A5 Coupe, 2.0 TFSI	1975	309
A5 Sportback 1.4 TFSI	1975	309
A5 Sportback G-tron, 2.0 TFSI	1975	309
A6 1.6, 1.8 e 2.0	0475	260
A6	0925	276
A6 2.5 TDI	1631	293
A6	1930	307
A6 - Avant 1.9 TDI	1067	281

Audi	Nº ZEN	Pg.
A8 2.5 TDI	1631	293
Coupe 1.6	0482	260
Fox 100 1.6, 1.8, 1.9	0068	250
Fox 4000 1.6, 1.7	0068	250
Fox 50 1.3, 1.5	0068	250
Fox 80 1.3, 1.5, 1.6	0068	250
Q3 1.4	1985	310
Q3 2.0	1985	310
Q3 2.0 TDI	2006	311
Q5 45 Quattro, 2.0 TFSI	1975	309
Q5 Quattro, 2.0 TFSI	1975	309
Q7	1223	286
Quattro	0108	251
Quattro	0482	260
Quattro	1631	293
RS3 Limousine 2.5	1985	310
RSQ3 2.5	1985	310
S 3 Quattro	1655	293
S3 L4 2.0L	1978	309
S3 2.0	1985	310
TT	1108	283
TT 1.8 T - 3.2 V6 quattro	1856	303
TT 8 T - Quattro	1910	305
TT 1.8T / 3.2L	1920	306
TT Quattro L4 2.0L	1978	309
TT 2.0 e 2.5	1985	310
TT 1.8 TFSI	2006	311
TT 2.0 TDI	2006	311
TT Coupe 1.8	1655	293
TTS 2.0	1985	310
Audi	Nº ZEN	Pg.
A3 1.6 FSI 2.0 FSI	1890	305
A3 L4 2.0L 1984cc 121cid	1891	305
A3 L4 2.0L 1984cc 121cid GAS	1891	305
TT L4 2.0L 1984cc 121cid CCTA	1891	305
TT Quattro L4 2.0L 1984cc 121cid CCTA	1891	305
Austin	Nº ZEN	Pg.
1100	0170	313
1100	0171	313
Allegro	0170	313
Allegro	0171	313
Allegro	0380	313
Maestro 2.0	0822	272
Maxi	0170	313
Maxi	0171	313
Maxi	0380	313
Mini	0170	313
Mini	0171	313
Mini	0380	313
Morris 1100	0486	261
Autobianchi	Nº ZEN	Pg.
Especial/Special	1056	281
Aveling Barford	Nº ZEN	Pg.
Rolo compactador GAY, GAX	2013	311

Aveling Barford	Nº ZEN	Pg.
Rolo compactador Lister LR2	2013	311
Rolo compactador Lister SR2, GA3	2013	311
Basak	Nº ZEN	Pg.
2075 3.1, BT40845T3, BT40845T3, BT40845T3	2007	311
Trator 2.3, 3 cil.	2007	311
Bautz	Nº ZEN	Pg.
Commodore T600	2021	312
Especial/Special	1076	282
BBA	Nº ZEN	Pg.
Série BA 2.2, BA100 E D265	2009	311
Bedford	Nº ZEN	Pg.
6C4	0067	249
6D4	0067	249
6RT	0067	249
CA 1.6,2.0	0412	258
Caminhão	0486	261
CF	0170	313
CF	0171	313
CF 1.6,2.0	0412	258
CF 1.8 e 2.3	1188	285
Chevanne	0170	313
Chevanne	0171	313
Ha Van	0170	313
Ha Van	0171	313
Ha Van	0380	313
MIDI	0686	267
MIDI	0765	270
Rascal	0686	267
TD	0067	249
TL 1000 330	1616	292
TL 1260 330	1616	292
TL 1630 330 Turbo (107 bhp)	1616	292
TL 860 330	1616	292
Benfra	Nº ZEN	Pg.
1.45 3.9	2011	311
10 CH Motor Aifo-8361/000 8.1L	1059	281
10 CH Motor Aifo-8361/01 8.1L	1059	281
215 2.8	2011	311
4.11 3.9	2011	311
7.07 3.9	2011	311
9.09 CH 5.9	2011	311
9.10 CH 5.9	2011	311
9.11 Motor Aifo-8361S/000 8.1L	1059	281
9.11 Motor Aifo-8361S/10.00 5.9L	1059	281
9.12 Motor Aifo-8361S/10.00 5.9L	1059	281
9.32 Motor Aifo-8361S/10.00 5.9L	1059	281
Berliet	Nº ZEN	Pg.
400	1159	283
450	1159	283
480	1159	283
500	1159	283
530	1159	283
550	1159	283

Berliet	Nº ZEN	Pg.
560	1159	283
BKS	Nº ZEN	Pg.
Motores Motor, JHC30HP	2027	312
Bluebird Bus	Nº ZEN	Pg.
Bluebird	9402	314
BMW	Nº ZEN	Pg.
114 1.5	1983	310
116 1.5	1983	310
116i	1927	306
118 1.5	1983	310
118i	1927	306
120 2.0	1983	310
120i	1927	306
125 2.0	1983	310
125i 3.0L 2996cc	1765	299
135i 3.0L 2979cc	1765	299
1500	0223	253
1502	0223	253
1600	0223	253
1602	0223	253
1800	0223	253
1800TI	0223	253
1802	0223	253
2000	0223	253
2002	0223	253
2002 Turbo	0223	253
214 1.5	1984	310
216 1.5	1984	310
218 1.5	1983	310
218 1.5 e 2.0	1984	310
220 2.0	1983	310
220 2.0	1984	310
225 2.0	1984	310
230 2.0	1983	310
2500	0223	253
2500	0300	255
2600	0015	248
2600L	0015	248
2800	0223	253
2800	0300	255
3000	0223	253
3000	0300	255
315	0361	257
316	0223	253
316	0361	257
316, 318, 325 série E36	0997	279
316i	0475	260
318	0223	253
318	0361	257
318 1.5	1983	310
318 TDS	1487	288
318i	0475	260
318i	0969	278
318i	1927	306
320	0108	251

BMW	Nº ZEN	Pg.
320	0223	253
320	0361	257
320	0395	258
320 1.6, 2.0	1983	310
3200	0015	248
3200CS	0015	248
320i	0223	253
320i	0395	258
320i	0475	260
321i	0395	258
323 i	0108	251
324	1033	280
324D	0573	263
324D	0969	278
324TD	0573	263
325	1033	280
325 2.5 TD	1477	288
325E	0482	260
325i	0475	260
325i	0482	260
330 2.0	1983	310
3300	0223	253
3300	0300	255
418 1.5	1983	310
420 2.0	1983	310
430 2.0	1983	310
5 Séries Active Hybrid 3.0L 2979cc	1765	299
503	0015	248
518	0223	253
518	0361	257
518i	0475	260
520	0108	251
520	0223	253
520	0367	257
520	0395	258
520 1.6, 2.0	1983	310
520i	0223	253
520i	0475	260
523 i	0108	251
523i	0475	260
523i 3.0L 2996cc	1765	299
524D	0969	278
524TD	0573	263
525	0223	253
525	0300	255
525	0361	257
525	0395	258
525	1033	280
525 2.5 TD	1477	288
525E	0482	260
525i	0475	260
528	0108	251
528	0223	253
528	0300	255
528	0361	257
528	0395	258
528i	0223	253

BMW	Nº ZEN	Pg.
528i	0475	260
528i 3.0L 2996cc	1765	299
528i	0068	250
530	0300	255
530 2.0	1983	310
530Li 3.0L, N52B30AF, Non-Turbo	1765	299
628	0361	257
630	0300	255
630 2.0	1983	310
635	0300	255
663	0300	255
725 2.5 TD	1477	288
725 TDS 12V	1033	280
728	0223	253
728	0300	255
728	0361	257
728 série E38	0997	279
728i	0475	260
728i	0068	250
730	0300	255
730 2.0	1983	310
730i 3.0L 2996cc	1765	299
732	0300	255
733	0300	255
735	0300	255
740i 3.0L 2979cc	1765	299
745	0300	255
750i	0573	263
90	0482	260
900	0482	260
900 Turbo	0482	260
900 Turbo 16	0482	260
9000	0482	260
900iNJ	0482	260
BMW 320, Séries X3,X5	1718	297
BMW 325	1630	292
BMW 525	1630	292
BMW 725	1630	292
BMW série 5 e série E34 - E36 Todos os tipos exceto diesel	0997	279
D35 1.4	1001	279
D50 2.1	1001	279
M535i	0300	255
Motor MWM 4.10TCA AGRAL CAMINHAO 8500D	1679	295
Motor MWM 4.10TCA AGRAL CAMINHAO 8500D	1805	300
Motor MWM 4.10TCA AGRAL CAMINHAO 8500D	1936	307
Motor MWM 4.10TCA Agrale Caminhão 8500D	13544	320
Motor MWM 4.10TCA Agrale Caminhão 8500D	13545	321
Motor MWM 4.12TCE Agrale MA 12 185CV	1679	295
Motor MWM 4.12TCE Agrale MA 12 185CV	1805	300
Motor MWM 4.12TCE Agrale MA 12 185CV	1936	307
Motor MWM 4.12TCE Agrale MA 12 185CV	13544	320
Motor MWM 4.12TCE Agrale MA 12 185CV	13545	321
Motor MWM 4.12TCE ITEC MIDI BUS (América Latina)	1679	295
Motor MWM 4.12TCE ITEC MIDI BUS (América Latina)	1805	300
Motor MWM 4.12TCE ITEC MIDI BUS (América Latina)	1936	307
Motor MWM 4.12TCE ITEC MIDI BUS (América Latina)	13544	320

BMW	Nº ZEN	Pg.
Motor MWM 4.12TCE ITEC MIDI BUS (América Latina)	13545	321
Pulverizadora Montana Parruda 2627M e 2627H Com Motor MWM 4.10L TCA	1679	295
Pulverizadora Montana Parruda 2627M e 2627H Com Motor MWM 4.10L TCA	1805	300
Pulverizadora Montana Parruda 2627M e 2627H Com Motor MWM 4.10L TCA	1936	307
Pulverizadora Montana Parruda 2627M e 2627H Com Motor MWM 4.10L TCA	13544	320
Pulverizadora Montana Parruda 2627M e 2627H Com Motor MWM 4.10L TCA	13545	321
R100	0325	256
R45	0325	256
R60	0325	256
R65	0325	256
R75	0325	256
R80	0325	256
Série 1	1720	297
Série 3	1720	297
Série 5	1720	297
Série 6	1720	297
Série 7	1720	297
Séries 5	1486	288
Séries 7	1486	288
Séries 8	1486	288
Séries X5	1486	288
X1	1720	297
X1 2.0	1984	310
X3 2.0 2.5 e 3.0	1720	297
X3 3.0L 2979cc	1765	299
X3 3.0L 2996cc	1765	299
X3 2.0i	1927	306
X3 1.6 e 2.0	1983	310
X4 2.0	1983	310
X5	1720	297
X6	1720	297
Z4 2.2 2.5 e 3.0	1720	297
Z4 2.5L 2497cc	1765	299
Z4 3.0L 2979cc	1765	299
Z4 3.0L 2996cc	1765	299
Z4 2.0i	1927	306
Bobcat	Nº ZEN	Pg.
1075 John Deere 4-276 Dsl	9459	314
1080 John Deere 4-276 Dsl	9459	314
1080B John Deere 4-276 Dsl	9459	314
1600 Kubota V1702 Diesel	0650	266
2400 Perkins 4-236 Dsl	0649	266
2410 Perkins 4-236 Dsl	0649	266
3023 Kubota V1702 Dsl	0649	266
641 Deutz F2L511 Dsl	0649	266
643 Kubota D1402BA Diesel	0650	266
741 Deutz F2L511D Dsl	0649	266
743 Kubota V1702BA Diesel	0650	266
743B Kubota V1702BA Diesel	0650	266
753 Kubota V2203B Diesel	0650	266
7753 Kubota V2203B Diesel	0650	266
843B Isuzu 4JB1PK-01 Dsl	0649	266



Bobcat	Nº ZEN	Pg.
843HC Isuzu 4JB1PK-01 Dsl	0649	266
853	1831	302
853 Isuzu 4JB1PK-03 Dsl	0649	266
853C	1831	302
853H	1831	302
853H Isuzu 4JB1PK-03 Dsl	0649	266
853HC	1831	302
943 Perkins 4-236 Dsl	0649	266
974 Perkins 4-236 Dsl	0649	266
975 J. Deere 4-276 Dsl	9459	314
Carregadeira L863, L873	1979	309
Carregador de Madeira	1754	298
Especial/Special	0644	266
Especial/Special	1194	285
Especial/Special	1195	285
Melroe	1196	285
Mini Pá Carregadeira com motor Agrale	0125	251
Skid Steer L.TL360	1700	296
Trator 853 série 12816390	0721	268
Bomag	Nº ZEN	Pg.
BF223C 2.2	2009	311
BW 211	1979	309
BW 90	0638	265
BW 905 SH/SL	0417	258
BW211-B-BW, 212-B-SB	2021	312
Máquinas rolos compactadores simples 3.6	1699	296
Máquinas rolos compactadores vibratório 3.6	1699	296
Pavers BF600, BF700, BF800, BF900	1979	309
Rolo Compactador BW24, 25, 27, 211, 212, 213, 216, 218	1979	309
Rolo Compressor BW141, 161, 190, 191, 202, 203, 211	1979	309
Terraplanadora BM 500/15, BM 600/15	1751	298
Bomag Rollers	Nº ZEN	Pg.
Honda BW90 GX620, Gas	1988	310
Honda BW900 GX620, Gas	1988	310
Bonser	Nº ZEN	Pg.
50 D 60 D 70 D 90 D 100 D	0507	261
D20	0398	258
D200K	0398	258
D25	0398	258
D2500K	0398	258
Borgward	Nº ZEN	Pg.
Especial/Special	0462	260
Bosch	Nº ZEN	Pg.
Monta nos impulsores Bosch 6033AD5055 e 6033AD5078	12839	316
BRP	Nº ZEN	Pg.
Can Am Quadriciclo Outlander 450 cc	1941	307
GTX	0981	278
Sea Doo 947	0749	269
Buick	Nº ZEN	Pg.
Century 4 cil 2.2L	0783	271
Century 3.1 L (189) V6	10003	312

Buick	Nº ZEN	Pg.
Century 3.1 L (189) V6	12720	320
Century V6 3.8L 3800cc 231cid	0433	259
Electra V6 3.8L 3800cc 231cid	0433	259
Enclave V6 3.6L 217cid	0806	272
Enclave V6 3.6L 3564cc 217cid	0806	272
Encore 1.4 L4 Gasolina	1922	306
LaCrosse V6 3.0L 182cid	0806	272
LaCrosse V6 3.6L 217cid	0806	272
LaCrosse V6 3.6L 3564cc 217cid	0806	272
LeSabre V6 3.0L 181cid	0433	259
Regal V6 3.1	0783	271
Regal L4 2.0L 1998cc 122cid	1935	307
Skylark V6 3.0L 181cid	0433	259
Somerset Regal V6 3.0L 181cid	0433	259
Somerset V6 3.0L 181cid	0433	259
Bush Hog	Nº ZEN	Pg.
Honda CS180T GX610, 18HP, Gas	1988	310
Cadillac	Nº ZEN	Pg.
ATS L4 2.0L 1998cc 122cid	1935	307
ATS L4 2.5L 2457cc 150cid	1935	307
DeVille V8 4.6L 281cid Gasolina	0774	270
Eldorado V8 4.6L 281cid Gasolina	0774	270
Escalade 5.7	0756	269
Escalade V8 6.2L	1761	298
Escalade 5.3L (325) V8	10003	312
Escalade 5.3L (325) V8	12720	320
Seville V8 4.6L 281cid	0774	270
Seville V8 4.6L 281cid Gasolina	0774	270
SRX V6 3.0L 182cid	0806	272
STS V6 3.6L 217cid	0806	272
Carraro	Nº ZEN	Pg.
Especial/Special	1076	282
Super Tigre 625	1005	279
Tigrone 625	0308	255
Carrier	Nº ZEN	Pg.
Isuzu C201	0792	271
Case	Nº ZEN	Pg.
1190 3 165 Diesel	0411	258
1290 4 Cil 195 Diesel	0411	258
1294 4 Cil 219 Diesel	0411	258
1390 4 Cil 219 Diesel	0411	258
1394 4 Cil 219 Diesel	0411	258
1490 4 Cil 219 Diesel	0411	258
1494 4 Cil 219 Diesel	0411	258
1820	1616	292
1835B	1829	302
1845	1829	302
1845B	1829	302
207D	1829	302
20E 6, Motor Cummins 6BT590	2027	312
2276	2013	311
380CK	0411	258
450B	1829	302
480C	1829	302

Case	Nº ZEN	Pg.
580/E/CK (Perkins) Perkins	0024	248
580F Construction King European	0411	258
7120	1831	302
770 3 146 Diesel	0411	258
780 Diesel Engines	0411	258
780 3 146 Diesel	0411	258
80 CR / 80 P	1073	282
850 3 154 Diesel	0411	258
995 Farm Tractor 4 Cil 219 Diesel	0411	258
ACCO1820	1616	292
Agricultural Loader 580F Construction King European Model (Std.)	0507	261
Agricultural Tractor 1394 4 Cil 219 Diesel	0507	261
Agricultural Tractor 1494 4 Cil 219 Diesel	0507	261
Case IH C9	1809	301
Ceifeiras 6000 e 6500 W Motor NCE 4-390	0970	278
Colheitadeira	0784	271
Colheitadeira de Cana A7000 e A7700 com motor Cummins	1811	301
Colheitadeira de Cana A7000 e A7700 com motor Cummins	13131	317
Colheitadeira de Cana A7000 e A7700 - com motor Cummins	13117	317
Colheitadeira de cana A8000 e A8800 com Motor Case IH C9	1809	301
CS 105 PRO Sisu 4Cil 102 HP 4.4	1698	295
CS 110 Sisu 4 Cil Turbo 4.4	1701	296
CS 110 Sisu 4 cil Turbo 4.4	1600	291
CS 130	1698	295
CS 130 Sisu 6 cil Turbo 6.6	1600	291
CS 68 Sisu 3 Cil Turbo 3.3	1701	296
CS 68 Sisu 3 cil Turbo 3.3	1600	291
CS 75 Sisu 3 Cil Turbo 3.3	1701	296
CS 75 Sisu 3 cil Turbo 3.3	1600	291
CS 78 Sisi 4 Cil Turbo 4.4	1698	295
CS 78 Sisu 4 cil Turbo 4.4	1600	291
CS 85 PRO Sisu 4 Cil 85HP 4.4	1698	295
CS 94 Sisu 4 Cil Turbo 4.4	1698	295
CS 95 PRO Sisu 4 Cil 93HP 4.4	1698	295
CVX 140 Sisu 6 Cil 141 HP 6.6	1698	295
CVX 150 Sisu 6 Cil Turbo 150 HP 6.6	1698	295
CVX 160 Sisu 6 Cil 160 HP 6.6	1698	295
CVX 170 Sisu 6 Cil Turbo 170 HP 6.6	1698	295
CVX 190 Sisu 6 Cil 196 HP 6.6	1698	295
CX27B V8 3TNV82	1556	290
CX31B V8 3TNV88	1556	290
CX36B V8 3TNV88	1556	290
EHC	0948	277
Escavadeira 1088	0970	278
Escavadeira Hidráulica 80CP	0105	251
Escavadeira Hidráulica 80CP, 80CR.	1364	287
Escavadeira Hidráulica 80CR	0105	251
Especial/Special	0624	265
Especial/Special	0858	274
Farm 1210 195, 4219	2013	311
Farm 1212 4219	2013	311
Farm 1290 4195	2013	311
Farm 1294 4219	2013	311

Case	Nº ZEN	Pg.
Farm 1390 4219	2013	311
Farm 1394 4-219 D	1980	309
Farm 1410 4219	2013	311
Farm 1412	2013	311
Farm 1490 4219	2013	311
Farm 1494 4-219D	1980	309
Grader 845 e 845.2	0722	268
Grader FG 140.2	0722	268
JX 1095 C/N/U	2011	311
JX 60 NEF 4Cil 60HP 4.5	1700	296
JX 70 NEF 4Cil 72HP 4.5	1700	296
JX 80 NEF 4Cil 82HP 4.5	1700	296
JX60 3.2	1700	296
JX70 3.2	1700	296
JX80 3.2	1700	296
Máquinas	1828	302
Mini carregadeira SR200 3.2	1700	296
Mini carregadeira SR250 3.2	1700	296
Mini carregadeira SV250 3.4	1700	296
Mini carregadeira SV300 3.4	1700	296
Motoniveladora 845, 845.2, FG 140.2	1679	295
Motoniveladora 845, 845.2, FG 140.2	1805	300
Motoniveladora 845, 845.2, FG 140.2	1936	307
Motoniveladora 845, 845.2, FG 140.2	13544	320
Motoniveladora 845, 845.2, FG 140.2	13545	321
Motoniveladora 865, 865.2, 885 e 885.2	1811	301
Motoniveladora 865, 865.2, 885 e 885.2	13118	317
Motoniveladora RG140B e 845 com transmissão ZF	1679	295
Motoniveladora RG140B e 845 com transmissão ZF	1805	300
Motoniveladora RG140B e 845 com transmissão ZF	1936	307
Motoniveladora RG140B e 845 com transmissão ZF	13544	320
Motoniveladora RG140B e 845 com transmissão ZF	13545	321
MX MAXXUM MX120 6-359 Diesel	1980	309
MX MAXXUM MX135 6-359 Diesel	1980	309
Pá Carregadeira	0051	249
Pá Carregadeira	0052	249
Pá Carregadeira com motor Scania	0087	313
Pá Carregadeira	0112	251
Pá Carregadeira	1928	306
Pá Carregadeira W18	0105	251
Pá Carregadeira W18	1364	287
Pá Carregadeira W20	0034	248
Pá Carregadeira W20	0105	251
Pá Carregadeira W20	0722	268
Pá Carregadeira W20	1364	287
Pá Carregadeira W20, 521D, 621D, W130	1679	295
Pá Carregadeira W20, 521D, 621D, W130	1805	300
Pá Carregadeira W20, 521D, 621D, W130	1936	307
Pá Carregadeira W20, 521D, 621D, W130	13544	320
Pá Carregadeira W20, 521D, 621D, W130	13545	321
Pá Carregadeira W20B	0105	251
Pá Carregadeira W20B	1364	287
Pá Carregadeira W36 com motor Cummins	0088	313
Pá Carregadeira W36 com motor Cummins e Scania	0133	251
Pá Carregadeira W36, W36B turbo com motor Cummins e Scania	0122	319
Pá Carregadeira W36B com motor Cummins e Scania	0133	251

Case	Nº ZEN	Pg.
Pá Carregadeira W36B turbo	0089	313
Pá Carregadeira W7 com motor Perkins 6 cil	0024	248
Pá Carregadeira W7 Perkins 6 cil	1359	287
Quantum 65C NEF 4Cil Tier III 60HP 3.2	1700	296
Quantum 75C NEF 4Cil Tier III 78HP 3.2	1700	296
Retroescavadeira 580H	0118	251
Retroescavadeira Cummins	0970	278
Retroescavadeira 580 Perkins 4 cil	0024	248
Retroescavadeira 580 Perkins 4 cil	1359	287
Retroescavadeira 580CK Perkins 4cil	0024	248
Retroescavadeira 580CK Perkins 4 cil	1359	287
Retroescavadeira 580E Perkins 4 cil	0024	248
Retroescavadeira 580E Perkins 4 cil	1359	287
Retroescavadeira 580H	0024	248
Retroescavadeira 580H	1359	287
Retroescavadeira 580ST 3.4	1700	296
Retroescavadeira 590STSN 3.4	1700	296
Retroescavadeira 695ST 3.4	1700	296
Tractor Farm 1290 4 Cil 195 Diesel	0507	261
Tractor Farm 1294 4 Cil 219 Diesel	0507	261
Tractor Farm 1390 4 Cil 219 Diesel	0507	261
Tractor Farm 1490 4 Cil 219 Diesel	0507	261
Tractor Farm 995 4 Cil 219 Diesel	0507	261
Trator 42 MT	0117	251
Trator	0134	251
Trator 5100	0970	278
Trator 180	0097	250
Trator 2470	0087	313
Trator 4490	0087	313
Trator 580H/SH/SH 4x4 Cummins 433.9	0497	261
Trator Agrícola 2470	0133	251
Trator Agrícola 2470 e 4490	0122	319
Trator Agrícola 4490	0133	251
Trator Farmall 105C 3.4	1700	296
Trator Farmall 105U 3.4	1700	296
Trator Farmall 105UPRO 3.4	1700	296
Trator Farmall 110U 3.4	1700	296
Trator Farmall 115U 3.4	1700	296
Trator Farmall 120 3.4	1700	296
Trator Farmall 130 3.4	1700	296
Trator Farmall 55C 3.2	1700	296
Trator Farmall 65C 3.2	1700	296
Trator Farmall 75A	1700	296
Trator Farmall 75C 3.2	1700	296
Trator Farmall 85A 3.2	1700	296
Trator Farmall 85C 3.4	1700	296
Trator Farmall 95C 3.4	1700	296
Trator Farmall 95U 3.4	1700	296
Trator Farmall 95UPRO 3.4	1700	296
Trator Magnum 220 Cummins 6 cil.	1994	310
Trator Magnum 225 Cummins, 6 cil. 8.3	1994	310
Trator Magnum 235 Cummins	1994	310
Trator Magnum 240 Cummins 6 cil.	1994	310
Trator Magnum 250 Cummins, 6 cil. 8.3	1994	310
Trator Magnum 255 Cummins 6 cil.	1994	310
Trator Magnum 260 Cummins	1994	310
Trator Magnum 270 Cummins 6 cil.	1994	310

Case	Nº ZEN	Pg.
Trator Magnum 280 Cummins 6 cil.	1994	310
Trator Magnum 290 Cummins 6 cil.	1994	310
Trator Magnum 305 Cummins	1994	310
Trator Magnum 310 Cummins 6 cil.	1994	310
Trator Magnum 315 Cummins	1994	310
Trator Magnum 335 Cummins 8.9 6 cil.	1994	310
Trator Magnum 340 Cummins	1994	310
Trator Magnum 370 Cummins	1994	310
Trator MX 135	0814	272
Trator Quantum 65C 3.2	1700	296
Trator Quantum 65V 3.2	1700	296
Trator Quantum 75C 3.2	1700	296
Trator Quantum 75FNV 3.2	1700	296
Trator Quantum 85FV 3.2	1700	296
Trator W20 Cummins 6BT590	0748	269
Trator W36	0087	313
Tratores	9302	314
Tratores Magnum MX220, MX240 e MX270 com motor Cummins 8,3L	13130	317
TX36	1616	292
W18	0105	251
W18	1364	287
W20 (MBB-OM 352)	0105	251
W20 (MBB-OM 352)	1364	287
W20B (MBB-OM 352A)	0105	251
W20B (MBB-OM 352A)	1364	287
Windrower 6000 225 gasolina	0495	261
Windrower 6500 225 gasolina	0495	261

Case IH	Nº ZEN	Pg.
C9 8200242 38MT - 24V	13138	317
Colheitadeira de cana A8000 e A8800 com Motor Case IH C9	13138	317

Caterpillar	Nº ZEN	Pg.
112F	0097	250
1140 V8	0097	250
1145 V8	0097	250
1150 V8	0097	250
1160 V8	0097	250
120	0097	250
120G	0097	250
12F	0097	250
130G	0097	250
140	0097	250
140G	0097	250
14E	0097	250
14G	0097	250
1670	0097	250
1670 Com motor Cummins	0110	251
1673	0097	250
1673 Com motor Cummins	0110	251
1674	0097	250
1676	0097	250
16G	0110	251
2.5kW/12 Volt	9402	314
215	0097	250
215B	0097	250

Caterpillar	Nº ZEN	Pg.
215C	0097	250
219	0097	250
235B	0097	250
235C	0097	250
245 Com motor Cummins	0110	251
245D	0097	250
3114	1831	302
3208	0097	250
320B Mitsubishi 24V	0887	275
3304	0097	250
3306	0097	250
3406	0110	251
3408	0110	251
3412	0110	251
3508 Com motor Cummins	0110	251
3508	0626	265
3512 Com motor Cummins	0110	251
3512	0626	265
3516 Com motor Cummins	0110	251
3516	0626	265
508	0097	250
518	0097	250
528	0097	250
615	0097	250
615C	0097	250
621	0097	250
621B Com motor Cummins	0110	251
621E Com motor Cummins	0110	251
623B Com motor Cummins	0110	251
627	0097	250
627B	0097	250
627E	0097	250
637D	0097	250
637E	0097	250
776 Com motor Cummins	0110	251
776B Com motor Cummins	0110	251
814	0097	250
814B	0097	250
815	0097	250
816B	0097	250
824C Com motor Cummins	0110	251
825C	0097	250
826C Com motor Cummins	0110	251
910	0097	250
916	0097	250
920	0097	250
926	0097	250
926E	0097	250
930	0097	250
936	0097	250
936E	0097	250
938H	1948	308
941	0097	250
950	0097	250
950B	0097	250
950E	0097	250
951C	0097	250

Caterpillar	Nº ZEN	Pg.
955K	0097	250
955L	0097	250
963	0097	250
963B	0097	250
966C	0097	250
966D	0097	250
973	0097	250
977K	0097	250
980	0097	250
980B	0097	250
980C Com motor Cummins	0110	251
983B Com motor Cummins	0110	251
AH40	0097	250
AH46	0097	250
AH52	0097	250
AH60	0097	250
AM36	0097	250
AM40	0097	250
Blue Bird USA Cat 3126 7.2	1595	291
Blue Diamond USA	1837	302
Carregadeira 916	0776	270
Carregadeira 926	0776	270
Carregadeira 926E	0776	270
Cat 3216 7.2 F650	1837	302
Cat D300	0088	313
Caterpillar	0117	251
Caterpillar Facet 10061	0555	262
Caterpillar Facet	0556	262
Colheitadeira MT 875.	1205	285
D320	0110	251
D4D	0097	250
D4E	0097	250
D4H	0097	250
D5	0097	250
D5H	0097	250
D6C	0097	250
D6D	0097	250
D7F	0097	250
D8N Com motor Cummins	0110	251
Duty 3204 Motor Médio	0776	270
Engine 6 Cyl D 343	0556	262
Escavadeira 943 3204	0776	270
Escavadeira 215B	0776	270
Escavadeira 953 3204	0776	270
FB227	0097	250
Grupo Gerador 3304T	0122	319
Grupo Gerador 3304T	0133	251
Grupo Gerador 3306T	0122	319
Grupo Gerador 3306T	0133	251
IT14B Com motor Cummins	0110	251
Máquinas com motor D330C	0097	250
Máquinas com motor D333C	0097	250
Máquinas com motor D334C	0097	250
Máquinas com motor D336C	0097	250
Máquinas com motor D344C	0097	250
Máquinas com motor D330C	9028	313
Máquinas com motor D333C	9028	313



Caterpillar	Nº ZEN	Pg.
Máquinas com motor D334C	9028	313
Máquinas com motor D336C	9028	313
Máquinas com motor D344C	9028	313
Máquinas	9426	314
Máquinas equipadas com motor D311	0110	251
Máquinas equipadas com motor D320	0110	251
Máquinas equipadas com motor D330	0110	251
Máquinas equipadas com motor D333	0110	251
Máquinas equipadas com motor D342	0110	251
Máquinas equipadas com motor D343	0110	251
Máquinas equipadas com motor D311	9074	314
Máquinas equipadas com motor D320	9074	314
Máquinas equipadas com motor D330	9074	314
Máquinas equipadas com motor D333	9074	314
Máquinas equipadas com motor D342	9074	314
Máquinas equipadas com motor D343	9074	314
Moto Scraper 631E	0088	313
Moto Scraper 631E	0122	319
Moto Scraper 631E	0133	251
Motoniveladora 120B	0089	313
Motoniveladora 120B	0122	319
Motoniveladora 120B 3306	0133	251
Motoniveladora 120H	1205	285
Motoniveladora 12E	0036	313
Motoniveladora 12E	0121	319
Motoniveladora 12E	0201	319
Motoniveladora 140B 3306	0122	319
Motoniveladora 140B 3306	0133	251
Motoniveladora 140B (3306)	0089	313
Motor 2.2	2009	311
Motores geradores 3304T	0089	313
Motores geradores 3306T	0089	313
Pá carregadeira 120M	0110	251
Pá carregadeira 180M	0110	251
Pá Carregadeira 930	0089	313
Pá Carregadeira 930	0133	251
Pá Carregadeira 960	0122	319
Pá Carregadeira 966	0089	313
Pá Carregadeira 966	0110	251
Pá Carregadeira 966	0122	319
Pá Carregadeira 966	0133	251
Pipelayers 583h D342 Diesel	0555	262
Pipelayers 583k D342 Diesel	0555	262
Pipelayers 594 D353 Diesel	0555	262
Pipelayers 594h D353 Diesel	0555	262
Track Tractors D7e	0555	262
Track Tractors D8k D342 Diesel	0555	262
Track Tractors D9g	0555	262
Track Tractors D9h D353 Diesel	0555	262
Tranportador de Ferramentas IT18B 3204	0776	270
Tranportador de Ferramentas IT28B 3204	0776	270
Trator Challenger 65 e 70	0097	250
Trator de Esteiras 631E	0122	319
Trator de Esteiras 631E	0133	251
Trator de Esteiras D4D	0122	319
Trator de Esteiras D4D	0133	251
Trator de Esteiras D4E	0089	313

Caterpillar	Nº ZEN	Pg.
Trator de Esteiras D4E	0122	319
Trator de Esteiras D4E	0133	251
Trator de Esteiras D5B	0122	319
Trator de Esteiras D5B	0133	251
Trator de Esteiras D6C	0122	319
Trator de Esteiras D6C	0133	251
Trator de Esteiras D6D	0089	313
Trator de Esteiras D6D	0122	319
Trator de Esteiras D6D	0133	251
Trator de Esteiras D6E	0122	319
Trator de Esteiras D6E	0133	251
Trator de Esteiras D8L	0122	319
Trator de Esteiras D8L	0133	251
Trator de Esteiras D8L e 631E	0088	313
Trator Esteira D4H 3204	0776	270
V160	0097	250
V160B	0097	250
V180	0097	250
V180B	0097	250
V200	0097	250
V225	0097	250
V250	0097	250
V250B	0097	250
V300	0097	250
V300B	0097	250
V330B	0097	250
V60E Perkins 4-236	10048	315
V80E Perkins 4-236	10048	315
CBT	Nº ZEN	Pg.
1000 Perkins 4, 6 cil	1359	287
1065	1364	287
1065 (MBB-OM 314)	1364	287
1090 Perkins 6 cil	0060	249
1090 Perkins 4, 6 cil	1359	287
1100 Perkins 4, 6 cil	1359	287
1105 (MBB-OM 352)	1364	287
2080 (MBB-OM 314)	1364	287
2105 (MBB-OM 352)	1364	287
2600	1364	287
8060 4x4 (MBB-OM 352)	1364	287
8240 Perkins 4236 álcool	1359	287
8240 4.248 JF 12v	1690	295
8440	1073	282
8440	1364	287
950	1364	287
Javali	0627	265
Oliver 1020	0034	248
Oliver 1020	1364	287
Oliver 1065	0034	248
Oliver 1105	0034	248
Oliver 950	0034	248
Trator 1000 Perkins 4 e 6 cil	0024	248
Trator 1065 (MBB-OM 314)	0105	251
Trator 1090 Perkins 4 e 6 cil	0024	248
Trator 1100 Perkins 4 e 6 cil	0024	248
Trator 1105 (MBB-OM 352)	0105	251

CBT	Nº ZEN	Pg.
Trator 2080 (MBB-OM 314)	0105	251
Trator 2105 (MBB-OM 352)	0105	251
Trator 2600	0105	251
Trator 8060 4x4 (MBB-OM 352)	0105	251
Trator 8240 Perkins 4236	0024	248
Trator 8240	0118	251
Trator 8260 4x4 com motor Perkins	0118	251
Trator 8440	0105	251
Trator Oliver 1020	0105	251
Trator Oliver 1065	0105	251
Trator Oliver 950	0105	251
Chery	Nº ZEN	Pg.
QQ 1.1	2028	312
Tiggo 2.0 16V	1976	309
Chrysler	Nº ZEN	Pg.
135	1359	287
155	1359	287
200 V6 3.6L 3605cc 220cid VIN G	1877	304
300 V8 7.2L 440cid	0495	261
300 V8 7.2L 7211cc 440cid	0495	261
300 V8 7.2L 7212cc 440cid	0495	261
50	1359	287
60	1359	287
Avenger L4 2.4L 2360cc 144cid	1771	299
Breeze 2.0L (122) L4	1478	288
C-300	1359	287
C-500 Y110	1359	287
Caliber L4 1.8L 1798cc 110cid	1771	299
Caliber L4 2.0L 1998cc 122cid	1771	299
Caliber L4 2.0L 1998cc 122cid VIN A	1771	299
Caliber L4 2.4L 2360cc 144cid	1771	299
Caliber L4 2.4L 2360cc 144cid VIN A	1771	299
Caminhão Dodge com motor Perkins 4 cil	0102	250
Caminhão Dodge D300 com motor Perkins	0118	251
Caminhão Dodge D950 com motor MWM	0105	251
Caminhão Dodge P700 com motor MWM	0105	251
Caminhão Dodge P900 com motor MWM	0105	251
Caravan	0817	272
Chrysler Concorde 3.3L	9492	314
Concorde	0817	272
Cordoba L6 3.7L 3687cc 225cid	0495	261
Cordoba V8 5.2L 318cid	0495	261
Cordoba V8 5.9L 360cid	0495	261
Cordoba V8 6.6L 400cid	0495	261
Crosfire 3.2L - 3199cc	1485	288
Cruiser 2.2	2022	312
Daytona 3.0	0575	263
Daytona 3.0	0750	269
Daytona 3.0	1201	285
Dodge Álcool	0070	250
Dodge	0352	257
Dodge	0506	261
Dodge 2.2, 2.5 lts	0532	262
Dodge	0573	263
Dodge Série S	0661	266
Dodge 6cil e 8cil - Motor B	0675	267

Chrysler	Nº ZEN	Pg.
Dodge 1500	0397	258
Dodge C17	0392	257
Dodge C20	0392	257
Dodge C2662	0392	257
Dodge C2664	0392	257
Dodge Chrysler	0050	249
Dodge D100	0049	249
Dodge D100 gasolina	0070	250
Dodge D14000 MWM 6 cil e partida Wapsa	0085	250
Dodge D400 Perkins 4 cil	0024	248
Dodge D400	0049	249
Dodge D400 Perkins 4 cil	1359	287
Dodge D500	0054	249
Dodge D700	0049	249
Dodge D750 MWM 6 cil	0085	250
Dodge D900 gasolina	0070	250
Dodge D950 MWM	0034	248
Dodge D950 MWM 6 cil	0085	250
Dodge D950 MWM	1364	287
Dodge Dakota 2.5 Diesel	0573	263
Dodge Eagle Vision Intrepid	0817	272
Dodge Fifth Avenue	0817	272
Dodge Horizon	0339	256
Dodge Neon	1545	289
Dodge P700 MWM	1364	287
Dodge P900 MWM	1364	287
Dodge Polara 1800	0077	250
Dodge RAM	1470	288
Dodge Ranger DKCF, DVC, WC	0486	261
Dodge Ranger KC, VC	0486	261
Dodge Ranger KCF, DKC	0486	261
Dodge T17	0392	257
Dynanty	0817	272
E Class 4 Cil 2.6L 2555cc 156cid	9307	314
Executive Limousine 4 Cil 2.6L 2555cc 156cid	9307	314
Executive Sedan 4 Cil 2.6L 2555cc 156cid	9307	314
Fifth Avenue L6 3.7L 3687cc 225cid	0495	261
Fifth Avenue V8 5.2L 318cid	0495	261
Fifty Avenue Lebaron	1201	285
Grand Caravan 3.0 i LE	0641	266
Grand Voyager V(RT)Eng. EGH3.8148kw EGH	1970	309
Grand Voyager V(RT)Eng. EGL3.8142kw EGL	1970	309
HY 40	1359	287
Imperial V8 5.2L 318cid	0495	261
Imperial V8 7.2L 440cid	0495	261
Imperial V8 7.2L 7211cc 440cid	0495	261
Imperial V8 7.2L 7212cc 440cid	0495	261
Imperial	0817	272
Jeep Cherokee	0801	272
Jeep Cherokee	0825	273
Jeep Cherokee Sport	0573	263
Journey L4 2.4L 2360cc 144cid	1771	299
LeBaron L6 3.7L 3687cc 225cid	0495	261
LeBaron V8 5.2L 318cid	0495	261
LeBaron V8 5.9L 360cid	0495	261
LeBaron 4 Cil 2.6L 2555cc 156cid	9307	314
Liberty 2.4L	1538	289

Chrysler	Nº ZEN	Pg.
Liberty 3.7L	1538	289
Neon	0852	274
Neon 2.0L (122) L4	1478	288
Neon 2.0L (122) L4 Plymouth	1478	288
Neon II 1.6 - 2.0 16V	1545	289
New Yorker L6 3.7L 3687cc 225cid	0495	261
New Yorker V8 5.2L 318cid	0495	261
New Yorker V8 5.9L 360cid	0495	261
New Yorker V8 6.6L 400cid	0495	261
New Yorker V8 6.6L 6555cc 400cid	0495	261
New Yorker V8 7.2L 440cid	0495	261
New Yorker V8 7.2L 7211cc 440cid	0495	261
New Yorker V8 7.2L 7212cc 440cid	0495	261
New Yorker	0817	272
New Yorker 4 Cil 2.6L 2555cc 156cid	9307	314
Newport L6 3.7L 3687cc 225cid	0495	261
Newport V8 5.2L 318cid	0495	261
Newport V8 5.9L 360cid	0495	261
Newport V8 5.9L 5899cc 360cid	0495	261
Newport V8 5.9L 5900cc 360cid	0495	261
Newport V8 6.3L 383cid	0495	261
Newport V8 6.3L 6286cc 383cid	0495	261
Newport V8 6.6L 400cid	0495	261
Newport V8 6.6L 6555cc 400cid	0495	261
Newport V8 7.2L 440cid	0495	261
Newport V8 7.2L 7211cc 440cid	0495	261
Newport V8 7.2L 7212cc 440cid	0495	261
Omni	0339	256
Pacifica V6 3.8L 3778cc 231cid	1970	309
PT Cruiser	0617	264
Saragata 3.0	0575	263
Saragata 3.0	1201	285
Saragata 3.0 3.0	0750	269
Sebring L4 2.4L 2360cc 144cid	1771	299
Shadow 2.5, 3.0 V6	0532	262
Spirit 2.5, 3.0 V6	0532	262
Spirit	0641	266
Stratus	0852	274
Stratus 2.0L (122) L4 Plymouth	1478	288
Town	0817	272
Town Country L6 3.7L 3687cc 225cid	0495	261
Town Country V8 5.9L 360cid	0495	261
Town Country V8 6.3L 383cid	0495	261
Town Country V8 6.3L 6286cc 383cid	0495	261
Town Country V8 6.6L 400cid	0495	261
Town Country V8 6.6L 6555cc 400cid	0495	261
Town Country V8 6.6L 6556cc 400cid	0495	261
Town Country V8 7.2L 440cid	0495	261
Town Country V8 7.2L 7211cc 440cid	0495	261
Town Country V8 7.2L 7212cc 440cid	0495	261
Town E Country V6 3.6L 3604cc 220cid	1877	304
Town E Country V6 3.6L 3605cc 220cid	1877	304
Town E Country V6 3.3L 3301cc 201cid	1970	309
Town E Country V6 3.8L 3778cc 231cid	1970	309
Town E Country 4 Cil 2.6L 2555cc 156cid	9307	314
Voyager 2.5, 3.0 V6	0532	262
Voyager V6 3.0	0575	263

Chrysler	Nº ZEN	Pg.
Voyager 2.5 e 3.0.	0641	266
Voyager 2.5 TD	0706	268
Voyager 3.3 V6	0750	269
Voyager 3.0 V6	1201	285

Citroën	Nº ZEN	Pg.
AX	0482	260
Ax	0775	270
AX 1.4 diesel	0775	270
Ax	0976	278
Ax	1152	283
AX Sport	0775	270
Berlingo	0846	273
Berlingo	0976	278
Berlingo 1.8 D, 1.9 D e 2.0 HDi	1023	280
Berlingo 1.8, 1.8 d	1031	280
Berlingo 1.8, 1.8 d	1037	280
Berlingo 1.9 D	1576	291
Berlingo 2.0 HDi	1576	291
Berlingo	1752	298
Berlingo 1.6 HDi	1758	298
Berlingo 1.1, 1.4 e 1.6	1763	298
Berlingo 2.0	1774	299
Berlingo 1.6 HDi	1812	301
Berlingo	1822	301
Berlingo 1.1 - 1.6 HDi	1902	305
BX	0961	278
BX	1152	283
BX 14	0108	251
BX 16	1187	284
BX14	0482	260
BX14	0775	270
BX16	0482	260
BX16	0775	270
BX16	0926	276
BX17 Diesel	0800	272
BX19 Diesel	0800	272
C1 1.0	1545	289
C1 1.4 - 1.6 - 2.2 HDi	1902	305
C1 (PM, PN) Eng.1KRFE 1.0 50kw 1KRFE	1925	306
C1 1000, CFA, 1KRFE	1925	306
C1, C2, C3 1.4 Hdi e 1.6 Hdi	1812	301
C2	0458	260
C2 1.6 HDi	1758	298
C2 1.1, 1.4 e 1.6	1763	298
C2	1822	301
C2 1.4 - 1.6 - 2.2 HDi	1902	305
C22	0108	251
C25	0108	251
C25	1187	284
C3	0458	260
C3	0965	278
C3 1.1i, 1.4i, 1.6 16V	0976	278
C3	1752	298
C3	1755	298
C3 1.6 16V HDi	1758	298
C3 1.1, 1.4 e 1.6	1763	298

Citroën	Nº ZEN	Pg.
C3	1822	301
C3 1.4 - 1.6 - 2.2 HDi	1902	305
C3 1.6	1982	310
C3 1.2, Puretech	2001	311
C4	1755	298
C4 1.6 HDi	1758	298
C4 1.6 16V Bio flex e 1.6 Hdi	1812	301
C4	1822	301
C4 1.4 - 1.6 - 2.2 HDi	1902	305
C4 1.6	1982	310
C4 Pallas	0806	272
C5 1.6 HDi	1758	298
C5 1.6 Hdi e 2.2 HDi	1812	301
C5	1822	301
C5 1.4 - 1.6 - 2.2 HDi	1902	305
Citroen BX 19 Diesel	0646	266
Congo	0846	273
CX 2.0	1187	284
CX Athena	0404	258
CX Reflex	0404	258
DS3	1822	301
DS3 1.6	1982	310
DS4 1.6	1982	310
DS5 1.6	1982	310
Especial/Special	0189	253
Especial/Special	0574	263
Especial/Special	0647	266
Especial/Special	1056	281
Evasion 1.8, 2.0, 2.0 turbo	1031	280
Evasion 1.8, 2.0, 2.0 turbo	1037	280
Jumper 2.0	1031	280
Jumper 2.0	1037	280
Jumper 2.5 D-TD	1072	282
Jumper 1.9 D	1576	291
Jumper 2.0 HDi	1576	291
Jumper	1642	293
Jumper	1643	293
Jumper 2.8 HDi	1650	293
Jumper	1874	304
Jumper 2.5 TD TDI e 4X4	1903	305
Jumper 2.2 HDi	2014	311
Jumper 2.8 Hdi 4X4	1840	302
Jumpy 1.6 HDi	1902	305
Jumpy 1.6	1982	310
LNA 11	0482	260
LNA II	0108	251
MOT	0775	270
Nemo 1.4 HDi	1902	305
Picasso 1.8 16V	1031	280
Picasso 1.8 16V, ZX 1.6, 1.8 16V, 1.9, 2.0i	1037	280
Picasso 1.6 16V Bio Flex e 1.6 Hdi	1812	301
Relay 2.8 HDi	1650	293
Relay III 2.2 HDi	2014	311
Saxo 1.0 / 1.4	0787	271
Saxo 1.0, 1.4	0976	278
Saxo 1.0, 1.1, 1.4 e 1.6	1763	298
SpaceTourer 1.6	1982	310

Citroën	Nº ZEN	Pg.
Visa	0108	251
Visa 10	0482	260
Visa 11	0482	260
Visa 14 ZX 1.9i, 2.0i	0482	260
Visa 17 Diesel	0800	272
Visa II	0108	251
Xantia 1.6 / 1.8i / 2.0i 16V	0787	271
Xantia	0846	273
Xantia	0961	278
Xantia 1.6, 1.8 8V /16V, 2.0 8V/16V, 2.0 CT turbo, 2.0 HDi	1031	280
Xantia 1.6, 1.8 8V /16V, 2.0 8V/16V, 2.0 CT turbo, 2.0 HDi	1037	280
XM 2.0i	0787	271
XM	0961	278
XM 2.5 TD	1024	280
XM 2.1 diesel	1030	280
XM 2.1 turbo diesel	1030	280
XM 2.0 CT Turbo, 2.0,i	1031	280
XM 2.0 CT Turbo, 2.0,i	1037	280
XM 2.0i	0775	270
Xsara 1.8 / 2.0 16V	0787	271
Xsara 1.4i	0976	278
Xsara 1.8, 1.8 16V, 2.0 16V, 2.0 16V VTS	1031	280
Xsara 1.8, 1.8 16V, 2.0 16V, 2.0 16V VTS	1037	280
Xsara 1.4 e 1.6	1763	298
XSara	1822	301
Xsara 1.4 - 1.6 HDi	1902	305
Xsara Picasso 2.0 16V.	0976	278
Xsara Picasso	1752	298
Xsara Picasso 1.6 HDi	1758	298
Xsara Picasso 1.6	1763	298
Xsara Picasso 1.6 HDi	1812	301
Xsara Zx D	1074	282
XU10	0775	270
ZX 1.0 / 1.4 / 1.6 / 1.8 / 2.0 16V	0787	271
ZX	0961	278
ZX 1.0, 1.4	0976	278
ZX 1.6, 1.8 16V, 1.9, 2.0i	1031	280

Claas	Nº ZEN	Pg.
Atles Trator 926, 935, 936, 946	1979	309
Colheitadeira 75R, 6030, 7055, 9055	1979	309
Consul Deutz F4L912	0308	255
Consul 3.8	1073	282
Consul, Consul Corsar	2021	312
Corsar Deutz F4L912	0308	255
Cosmos Deutz F4L912	0308	255
Dominator 5.7	1073	282
Europa Deutz F4L912	0308	255
Máquina Scorpion 7030 Deutz TCD 2012 L04 2V 102HP	1751	298
Máquina Scorpion 7040 Deutz TCD 2012 L04 120HP	1751	298
Máquina Scorpion 7045 Deutz TCD 2012 L04 140HP	1751	298
Máquina Scorpion 7055 TCD 4,1 L4 115kW Tier 4i	1751	298
Máquina Scorpion 9040 Deutz TCD 2012 L04 140HP	1751	298
Máquina Scorpion 9055 TCD 4,1 L4	1751	298
Máquina Scorpion 6030 TD2011 L04 75kW	1751	298
Mercator Deutz F4L912	0308	255



Claas	Nº ZEN	Pg.
Mercator 5.7	1073	282
Mercator 50 Deutz F4L912	0308	255
Mercator 50, 60, 70, 75R	2021	312
Mercator 60 Deutz F6L912	0308	255
Mercator 70 Deutz F6L912	0308	255
Mercator 75R Deutz F6L912	0308	255
Mercur Deutz F4L912	0308	255
Senator Deutz F6L912	0308	255
Trator Elios 210 3.2	1700	296
Trator Elios 220 3.2	1700	296
Trator Elios 230 3.2	1700	296
Trator Nexos 210F, VE, VL 3.2	1700	296
Trator Nexos 220F, VE, VL 3.2	1700	296
Trator Nexos 230F, VE, VL 3.2	1700	296
Clark	Nº ZEN	Pg.
101	0097	250
1075 John Deere 4276	9459	314
1080 J. Deere 4276	9459	314
110	0110	251
110III	0110	251
110IIIH	0110	251
125	0097	250
125A	0097	250
125B	0097	250
125III	0097	250
175III	0097	250
180III	0110	251
2000 Perkins 2.5L	0649	266
210I	0110	251
210III	0110	251
275	0097	250
280	0110	251
280IIIA	0110	251
301	0097	250
400	0110	251
450	0110	251
45C	0097	250
501	0110	251
550	0110	251
55B	0097	250
55C	0097	250
55IIIA	0097	250
641 Deutz F2L511	0649	266
650	0110	251
7200S	0097	250
741 Deutz F2L511	0649	266
75B	0097	250
75C	0097	250
75III	0110	251
75IV	0110	251
843 Perkins 2.5L	0649	266
843B Isuzu Engines	0649	266
853 / 853H Isuzu Engines	0649	266
85A	0110	251
85CIIIA	0097	250
85III	0097	250

Clark	Nº ZEN	Pg.
943 Perkins 4-236	0649	266
974 Perkins 4-236	0649	266
975 J. Deere 4276	9459	314
C20 Séries Continental Y112 Engine	0567	263
C25 Séries Continental Y112 Engine	0567	263
C30 Séries Continental F162 Engine	0567	263
C40 Séries Continental F162 Engine	0567	263
C50 Séries Continental F162 Engine	0567	263
C500	0110	251
C60 Séries Continental F209 Engine	0567	263
CF20 Séries Continental Y112 Engine	0567	263
CF25 Séries Continental Y112 Engine	0567	263
CF30 Séries Continental F162 Engine	0567	263
CF40 Séries Continental F162 Engine	0567	263
CF50 Séries Continental F162 Engine	0567	263
CFY60 Séries Continental F244 Engine	0567	263
CHY100 GM 6 cil	0073	250
CHY120 GM 6 cil	0073	250
CHY140 GM 6 cil	0073	250
CHY60 GM 6 cil	0073	250
CHY70 GM 6 cil	0073	250
CHY80 GM 6 cil	0073	250
CT20 Séries Continental F162 Engine	0567	263
CT30 Séries Continental F162 Engine	0567	263
CT40 Séries Continental F162 Engine	0567	263
CT50 Séries Continental F162 Engine	0567	263
CY20 Séries Continental F162 Engine	0567	263
CY30 Séries Continental F162 Engine	0567	263
CY40 Séries Continental F162 Engine	0567	263
CY60 Séries Continental F244 Engine	0567	263
Empilhadeira com motor Detroit D478	0093	250
Empilhadeira	0198	253
Empilhadeira	0906	275
Empilhadeira	1883	304
Empilhadeira 135	0024	248
Empilhadeira 155	0024	248
Empilhadeira 50	0024	248
Empilhadeira 60	0024	248
Empilhadeira C-300	0024	248
Empilhadeira C-500	0024	248
Empilhadeira CFY 40	0086	250
Empilhadeira CFY40 Willys 6 cil	0022	248
Empilhadeira CFY50 Willys 6 cil	0022	248
Empilhadeira CFY50	0086	250
Empilhadeira CG P 25 Com Arranque Adaptado	0893	275
Empilhadeira Clark CGP25	0596	264
Empilhadeira HY 40	0024	248
Empilhadeira Y110	0024	248
Empilhadeiras	9426	314
Especial/Special	0721	268
Especial/Special	1195	285
Especial/Special	1196	285
Mini Carregadeira	1754	298
Mini Pá Carregadeira	0125	251
Motor PK4236 Pick Up	1359	287
Pá Carregadeira	0117	251
Pá Carregadeira Michigam 55A	0034	248

Clark	Nº ZEN	Pg.
Pá Carregadeira Michigam 65R	0034	248
Pá Carregadeira Michigam 75III	0034	248
Pá Carregadeira Michigam 45C	0105	251
Pá Carregadeira Michigam 45C	1364	287
Pá Carregadeira Michigam 55A	0105	251
Pá Carregadeira Michigam 55A	1364	287
Pá Carregadeira Michigam 55C	0105	251
Pá Carregadeira Michigam 55C	1364	287
Pá Carregadeira Michigam 65R	0105	251
Pá Carregadeira Michigam 65R	1364	287
Pá Carregadeira Michigam 75A	0024	248
Pá Carregadeira Michigam 75A	1359	287
Pá Carregadeira Michigam 75II	0024	248
Pá Carregadeira Michigam 75II	1359	287
Pá Carregadeira Michigam 75III	0024	248
Pá Carregadeira Michigam 75III	0105	251
Pá Carregadeira Michigam 75III	1359	287
Pá Carregadeira Michigam 75III	1364	287
PK4236 Pick Up	0024	248
Class	Nº ZEN	Pg.
Trator 6.8 L DPS 6068TRT, 6 cyl. 147HP	1678	294
Clayson	Nº ZEN	Pg.
1520, 1530, 1540	1979	309
CNH	Nº ZEN	Pg.
F5C8 3.2 4cil.	1700	296
F5C8 4Cil 3.2	1700	296
Industrial motores	1994	310
Cockshutt	Nº ZEN	Pg.
5542 Chrysler 8...383	0495	261
555 Chrysler 383 Engine	0495	261
Crystal Tractor	Nº ZEN	Pg.
Orion 16 Sisu Diesel	1698	295
Cub Cadet	Nº ZEN	Pg.
KH 2509809S	1880	304
Cummins	Nº ZEN	Pg.
4 BT/ 6BT vehicles	0591	263
B6	12682	320
BT5. 9L	12682	320
C 6ct 83	1603	291
C 6cta 83	1603	291
Chassi p/ ônibus UC210	0133	251
Chassi p/ ônibus RC210	0089	313
Chassi p/ ônibus RC210	0122	319
Chassi p/ ônibus RC210	0133	251
Chassi p/ ônibus UC210	0089	313
Chassi p/ ônibus UC210	0122	319
Empilhadeira Case 42MT 12/24V	0117	251
Especial/Special 10D	0497	261
Especial/Special	0722	268
Especial/Special	1194	285
Especial/Special	1785	300
Especial/Special	9302	314

Cummins	Nº ZEN	Pg.
Geradores Cummins C350 D6, C400 D6 com motor Cummins NTA855	1811	301
Geradores Cummins C350 D6, C400 D6 com motor Cummins NTA855	13117	317
Motor 8.3	1648	293
Motor 6C	0122	319
Motor 250 Super	0088	313
Motor 250 Super	0122	319
Motor 250 Super	0133	251
Motor 6C 8.3 Its	0089	313
Motor 6C	0133	251
Motor 6CT 8.3 Its	0089	313
Motor 6CT	0122	319
Motor 6CT	0133	251
Motor 6CTA 8.3 Its	0089	313
Motor 6CTA	0122	319
Motor 6CTA	0133	251
Motor Cummins 42 MT 12/14V	0110	251
Motor Cummins 42 MT 12/14V	9074	314
Motor N	0088	313
Motor N855	0088	313
Motor N855	0122	319
Motor N855	0133	251
Motor NT	0088	313
Motor NTA	0088	313
Motor NTTA855	0088	313
Motor Serie C	0622	265
Motor Serie C	1190	285
Motores	0970	278
Motores	1828	302
Motores	12684	320
Motores B / 4BT / 6BT / 6BTAA	12688	320
Motores C e ISC de 8,3 litros	1809	301
Motores C e ISC de 8,3 litros	13130	317
Motores Cummins Série B	12686	320
Motores N	0122	319
Motores NT	0122	319
Motores NTA	0122	319
Motores NTTA855	0122	319
Motores Séries 6BT (Dianteiro)	12682	320
Série 855 10.0L	0110	251
Série V 9.1L	0110	251
Séries 855 V 8.3L e V 9.1L	0097	250
Séries 855 V 9.1L	0110	251
Séries L 10.0L e 14.0L	0110	251
Séries L10 V 8.3L e V 9.1L	0097	250
Séries L10 V 9.1L	0110	251
Séries L14 V 8.3L e V 9.1L	0097	250
Séries L14 V 9.1L	0110	251
Dacia	Nº ZEN	Pg.
ARO	0244	254
Duster 1.5	1774	299
Logan 1.4 - 1.6 - 16V	1064	281
Logan	1756	298
Logan 1.5	1774	299
Logan 1.4, 1.6, 16V	1801	300
Logan Express	1756	298

Dacia	Nº ZEN	Pg.
Logan MCV	1756	298
Logan Pick Up	1756	298
Sandero 1.5	1774	299
Sandero 1.4, 1.6	1801	300
Daewoo	Nº ZEN	Pg.
Cielo	0770	270
Damas	1620	292
Empilhadeira	0906	275
Espero GM	0770	270
Espero CD	0770	270
Lanos 1.3 - 1.5	0752	269
Le Mans 1.5 - 1.6	0752	269
Matiz	1704	296
Musso 2.3	1619	292
Nexia 1.5 -1.6	0752	269
Racer	0752	269
Racer	0770	270
Tico	1048	281
Daf	Nº ZEN	Pg.
95310	0087	313
95330	0087	313
95350	0087	313
95360	0087	313
95380	0087	313
95400	0087	313
95430	0087	313
CF 75250 9.2	1179	284
CF 75310 9.2	1179	284
CF 75360 9.2	1179	284
F2800	1181	313
F3200	1181	313
Daihatsu	Nº ZEN	Pg.
Charade 1000	1895	305
Charade L3 1.0L 993cc 61cid	1895	305
Charmant	0140	252
Charmant 1.3, 1.4, 1.6	0184	252
Charmant 1300	0809	272
Delta	0140	252
Delta	0184	252
Delta 1.5, 2.0	0327	256
Domino 850	1895	305
Especial/Special	0341	256
Feroza 4x4	0830	273
Light Trucks 2.5L DSL	1827	302
Light Trucks 2.8L DSL 6T - 6.9T	1827	302
Move 847	1895	305
Rocky 1.6	0327	256
Rocky F80	0947	277
Rocky F80	1722	297
Taft 1.6	0327	256
Terios	0808	272
Wildcat 1.6	0327	256
Daimler	Nº ZEN	Pg.
Limousine	0412	258

Daimler	Nº ZEN	Pg.
Sovereign	0412	258
Datsun	Nº ZEN	Pg.
280 ZX	0340	256
Especial/Special Diesel	0448	259
Especial/Special	0831	273
David Brown	Nº ZEN	Pg.
120 4 Cil 219 Diesel	0411	258
1200 4 Cil 219 Diesel	0411	258
1210 4 Cil 219 Diesel	0411	258
1212 4 Cil 219 Diesel	0411	258
12121 4 Cil 219 Diesel	0411	258
580 770 880 990 1190 1212	0507	261
770 3 146 Diesel	0411	258
780 Diesel Engines	0411	258
780 3 146 Diesel	0411	258
781 3 146 Diesel	0411	258
880 3 Cil 154 Diesel	0411	258
885 3 Cil 164 Diesel	0411	258
990 4 Cil 186 Diesel	0411	258
991 4 Cil 186 Diesel	0411	258
995 4 Cil 219 Diesel	0411	258
996 4 Cil 219 Diesel	0411	258
Tractor Farm 120 4 Cil 219 Diesel	0507	261
Tractor Farm 1200 4 Cil 219 Diesel	0507	261
Tractor Farm 121 4 Cil 219 Diesel	0507	261
Tractor Farm 1210 4 Cil 219 Diesel	0507	261
Tractor Farm 1212 4 Cil 219 Diesel	0507	261
Tractor Farm 990 4 Cil 186 Diesel	0507	261
Tractor Farm 991 4 Cil 186 Diesel	0507	261
Tractor Farm 995 4 Cil 219 Diesel	0507	261
Tractor Farm 996 4 Cil 219 Diesel	0507	261
David Brown Case	Nº ZEN	Pg.
1200 A4155A	2013	311
1210, 1212 455009, 455031	2013	311
1290, 1294 2200004, 220008	2013	311
1390, 1394 2200002, 220103	2013	311
1490, 1494 220101, 220105	2013	311
990 449001	2013	311
995, 996 455051, 455071	2013	311
Denso	Nº ZEN	Pg.
Motores P8 PLGR 24V 13T	1948	308
Detroit	Nº ZEN	Pg.
Caminhão GM com Motor 4.53	0051	249
Caminhão GM com motor 4.53	0114	251
Caminhão GM com Motor 4.53	0566	263
D700 Diesel	1992	310
Estacionários	0721	268
Pá Carregadeira Case com Motor 4.53	0051	249
Pá Carregadeira Case com Motor 4.53	0566	263
Deutz	Nº ZEN	Pg.
Allis	0651	266
Allis 12/24V	1195	285
Atlas Copco compressor	0059	249

Deutz	Nº ZEN	Pg.
Caminhões	0378	257
Engine Marine Various Models F2L511 1.7L 1650cc	0417	258
Especial/Special	0438	259
Especial/Special	0440	259
F1L210 (.7L - 673cc)	0638	265
F3L911 2.5L 2460cc	0308	255
F4L911 3.3L 3280cc	0308	255
F4L912 3.8L 3770cc	0308	255
F4L913	0603	264
F5L913	0603	264
F6913	0603	264
L3 670 Diesel	0607	264
M3 670 Diesel	0607	264
Motores 8 cil	0101	250
Motores	1699	296
Motores	1979	309
R5	0607	264
R6	0607	264
Trator 100S	0105	251
Trator 120S	0105	251
Trator 4.190	0105	251
Trator 80S	0105	251
Trator 9170 6-584 Diesel	0888	275
Trator 9190 6-584 Diesel	0888	275
Trator AX 4.100	0105	251
Trator Demisa DM55	0059	249
Trator Demisa DM65	0059	249
Tratores	0378	257
Tratores	1828	302
Tratores K410, K420, K430, K610 Deutz TCD2012 L04	1751	298
Tratores M600, M610, M620 Deutz 2012 L06 2V	1751	298
Tratores M640, M650 Deutz 2012 L06 4V	1751	298
Vários Modelos	1992	310
Dimex	Nº ZEN	Pg.
Ônibus	12686	320
Ditch Witch	Nº ZEN	Pg.
Máquinas	1979	309
Dodge	Nº ZEN	Pg.
1500	0609	264
330 V8 4.5L 4473cc 273cid	0495	261
330 V8 5.2L 5212cc 318cid	0495	261
400 4 Cil 2.6L 2555cc 156cid	9307	314
440 V8 4.5L 4473cc 273cid	0495	261
440 V8 5.2L 5212cc 318cid	0495	261
600 4 Cil 2.6L 2555cc 156cid	9307	314
880 V8 4.5L 4473cc 273cid	0495	261
880 V8 5.2L 5212cc 318cid	0495	261
950	0480	260
Aries 4 Cil 2.6L 2555cc 156cid	9307	314
Aspen L6 3.7L 3687cc 225cid	0495	261
Aspen V8 5.2L 318cid	0495	261
Avenger V6 3.6L	1877	304
B150 V6 3.9L 3906cc 239cid	0816	272
B150 V8 5.2L 5211cc 318cid	0816	272
B1500 V6 3.9L 3906cc 239cid	0816	272

Dodge	Nº ZEN	Pg.
B1500 V8 5.2L 5211cc 318cid	0816	272
B250 V6 3.9L 3906cc 239cid	0816	272
B250 V8 5.2L 5211cc 318cid	0816	272
B250 V8 5.9L 360cid	0816	272
B2500 V6 3.9L 3906cc 239cid	0816	272
B2500 V8 5.2L 5211cc 318cid	0816	272
B2500 V8 5.9L 360cid	0816	272
B350 V8 5.2L 5211cc 318cid	0816	272
B350 V8 5.9L 360cid	0816	272
B3500 V8 5.2L 5211cc 318cid	0816	272
B3500 V8 5.9L 360cid	0816	272
Caminhão	0486	261
Caravan V6 3.3 L3301cc201cid	1970	309
Caravan 4 Cil 2.6L 2555cc 156cid	9307	314
Challenger L6 3.7L 225cid	0495	261
Challenger L6 3.7L 3687cc 225cid	0495	261
Challenger V8 5.2L 318cid	0495	261
Challenger V8 5.2L 5212cc 318cid	0495	261
Charger L6 3.7L 225cid	0495	261
Charger L6 3.7L 3687cc 225cid	0495	261
Charger V8 5.2L 318cid	0495	261
Charger V8 5.2L 5212cc 318cid	0495	261
Coronado	0050	249
Coronet L6 3.7L 225cid	0495	261
Coronet L6 3.7L 3687cc 225cid	0495	261
Coronet V8 5.2L 318cid	0495	261
Coronet V8 5.2L 5212cc 318cid	0495	261
Custom V8 4.5L 4473cc 273cid	0495	261
Custom V8 5.2L 5212cc 318cid	0495	261
D100 V8 5.9L 360cid	0495	261
D100 V8 6.6L 400cid	0495	261
D100 V8 7.2L 440cid	0495	261
D100 Pick Up V8 5.9L 360cid	0495	261
D100 Pick Up V8 5.9L 5899cc 360cid	0495	261
D100 Pick Up V8 5.9L 5900cc 360cid	0495	261
D100 Pick Up V8 6.3L 383cid	0495	261
D100 Pick Up V8 6.3L 6286cc 383cid	0495	261
D100 Pick Up V8 6.6L 400cid	0495	261
D100 Pick Up V8 6.6L 6555cc 400cid	0495	261
D100 Pick Up V8 6.6L 6556cc 400cid	0495	261
D100 Pick Up V8 7.2L 440cid	0495	261
D100 Pick Up V8 7.2L 7211cc 440cid	0495	261
D100 Pick Up V8 7.2L 7212cc 440cid	0495	261
D100 Séries V8 6.3L 6286cc 383cid	0495	261
D150 V8 5.9L 360cid	0495	261
D150 V8 6.6L 400cid	0495	261
D150 V8 7.2L 440cid	0495	261
D150 V6 3.9L 3906cc 239cid	0816	272
D150 V8 5.2L 5211cc 318cid	0816	272
D150 V8 5.9L 360cid	0816	272
D200 V8 5.9L 360cid	0495	261
D200 V8 6.6L 400cid	0495	261
D200 V8 7.2L 440cid	0495	261
D200 Pick Up V8 5.9L 360cid	0495	261
D200 Pick Up V8 5.9L 5899cc 360cid	0495	261
D200 Pick Up V8 5.9L 5900cc 360cid	0495	261
D200 Pick Up V8 6.3L 383cid	0495	261

Dodge	Nº ZEN	Pg.
D200 Pick Up V8 6.3L 6286cc 383cid	0495	261
D200 Pick Up V8 6.6L 400cid	0495	261
D200 Pick Up V8 6.6L 6555cc 400cid	0495	261
D200 Pick Up V8 6.6L 6556cc 400cid	0495	261
D200 Pick Up V8 7.2L 440cid	0495	261
D200 Pick Up V8 7.2L 7211cc 440cid	0495	261
D200 Pick Up V8 7.2L 7212cc 440cid	0495	261
D200 Séries V8 6.3L 6286cc 383cid	0495	261
D250 V8 5.9L 360cid	0495	261
D250 V6 3.9L 3906cc 239cid	0816	272
D250 V8 5.2L 5211cc 318cid	0816	272
D250 V8 5.9L 360cid	0816	272
D300 V8 5.9L 360cid	0495	261
D300 V8 6.6L 400cid	0495	261
D300 V8 7.2L 440cid	0495	261
D300 Pick Up V8 5.9L 360cid	0495	261
D300 Pick Up V8 5.9L 5899cc 360cid	0495	261
D300 Pick Up V8 5.9L 5900cc 360cid	0495	261
D300 Pick Up V8 6.3L 383cid	0495	261
D300 Pick Up V8 6.3L 6286cc 383cid	0495	261
D300 Pick Up V8 6.6L 400cid	0495	261
D300 Pick Up V8 6.6L 6555cc 400cid	0495	261
D300 Pick Up V8 6.6L 6556cc 400cid	0495	261
D300 Pick Up V8 7.2L 440cid	0495	261
D300 Pick Up V8 7.2L 7211cc 440cid	0495	261
D300 Pick Up V8 7.2L 7212cc 440cid	0495	261
D300 Séries V8 6.3L 6286cc 383cid	0495	261
D350 V8 5.9L 360cid	0495	261
D350 V8 5.9L 360cid	0816	272
D400 V8 5.9L 360cid	0495	261
D400 V8 7.2L 440cid	0495	261
D450 V8 5.9L 360cid	0495	261
D450 V8 7.2L 440cid	0495	261
Dakota V6 3.9L 3906cc 239cid	0816	272
Dakota V8 5.2L 5211cc 318cid	0816	272
Dart L6 3.2L 198cid	0495	261
Dart L6 3.2L 3254cc 198cid	0495	261
Dart L6 3.7L 3687cc 225cid	0495	261
Dart V8 4.5L 273cid	0495	261
Dart V8 4.5L 4473cc 273cid	0495	261
Dart V8 5.2L 318cid	0495	261
Dart V8 5.2L 5212cc 318cid	0495	261
Dart V8 5.6L 340cid	0495	261
Dart V8 5.6L 5572cc 340cid	0495	261
Diplomat L6 3.7L 3687cc 225cid	0495	261
Diplomat V8 5.2L 318cid	0495	261
Diplomat V8 5.2L 5211cc 318cid	0495	261
Dodge 1500	0463	260
Dodge 1500 1.8	0714	268
Especial/Special	9302	314
Grand Caravan V6 3.6L	1877	304
Grand Caravan V6 3.3L 3301cc201cid VINE	1970	309
Grand Caravan V6 3.3L 3301cc201cid VINH	1970	309
Grand Caravan V6 3.3L 3301cc201cid VINR	1970	309
Grand Caravan V6 3.8L 3778cc231cid VIN1	1970	309
Grand Caravan V6 3.8L 3778cc231cid VINL	1970	309
Grand Caravan V6 3.8L 3778cc231cid VINP	1970	309

Dodge	Nº ZEN	Pg.
GTX	0050	249
Intrepid 3.3L	9492	314
Journey V6 3.6L	1877	304
Journey 2.0	1899	305
Magnum V8 5.2L 318cid	0495	261
Mini Ram 4 Cil 2.6L 2555cc 156cid VIN G	9307	314
Mirada L6 3.7L 3687cc 225cid	0495	261
Mirada V8 5.2L 318cid	0495	261
Monaco L6 3.7L 3687cc 225cid	0495	261
Monaco V8 5.2L 318cid	0495	261
Monaco V8 5.2L 5212cc 318cid	0495	261
P200 L6 3.7L 3687cc 225cid	0495	261
P300 L6 3.7L 3687cc 225cid	0495	261
P300 V8 5.9L 360cid	0495	261
Pick Up Durango 4x4	0714	268
Polara	0050	249
Polara L6 3.7L 225cid	0495	261
Polara L6 3.7L 3687cc 225cid	0495	261
Polara V8 4.5L 4473cc 273cid	0495	261
Polara V8 5.2L 318cid	0495	261
Polara V8 5.2L 5212cc 318cid	0495	261
Ram 1500 V6 3.9L 3906cc 239cid	0816	272
Ram 1500 V8 5.2L 5211cc 318cid	0816	272
Ram 1500 V8 5.9L 360cid	0816	272
Ram 2500 V8 5.2L 5211cc 318cid	0816	272
Ram 2500 V8 5.9L 360cid	0816	272
Ram 2500 V10 8.0L 7990cc 488cid	1212	286
Ram 2500 10 Cil 8.0L 7990cc 488cid	9632	315
Ram 3500 V8 5.9L 360cid	0816	272
Ram 3500 V10 8.0L 7990cc 488cid	1212	286
Ram 3500 10 Cil 8.0L 7990cc 488cid	9632	315
Ram 4000 8 cil. 5.9L 360cid	0816	272
Ramcharger V8 5.9L 360cid	0495	261
Ramcharger V8 5.9L 5899cc 360cid	0495	261
Ramcharger V8 6.6L 400cid	0495	261
Ramcharger V8 6.6L 6555cc 400cid	0495	261
Ramcharger V8 6.6L 6556cc 400cid	0495	261
Ramcharger V8 7.2L 440cid	0495	261
Ramcharger V8 7.2L 7211cc 440cid	0495	261
Ramcharger V8 7.2L 7212cc 440cid	0495	261
Ramcharger V8 5.2L 5211cc 318cid	0816	272
Ramcharger V8 5.9L 360cid	0816	272
Royal Mini Ram 4 Cil 2.6L 2555cc 156cid	9307	314
Royal Monaco V8 5.2L 318cid	0495	261
St. Regis L6 3.7L 3687cc 225cid	0495	261
St. Regis V8 5.2L 318cid	0495	261
Todos os modelos Chrysler 5.9L(360) V8	0495	261
Todos os modelos Chrysler 6.3L(383) V8	0495	261
Todos os modelos Chrysler 6.6L(400) V8	0495	261
Todos os modelos Chrysler 6.8L(413) V8	0495	261
Todos os modelos Chrysler 7.2L(440) V8	0495	261
Trucks S Séries	0419	258
Van A100 V8 5.2L 5212cc 318cid	0495	261
Van B100 L6 3.7L 3687cc 225cid	0495	261
Van B100 V8 5.2L 5211cc 318cid	0495	261
Van B100 Van L6 3.2L 198cid	0495	261
Van B100 Van L6 3.2L 3254cc 198cid	0495	261

Dodge	Nº ZEN	Pg.
Van B100 Van L6 3.7L 225cid	0495	261
Van B100 Van L6 3.7L 3687cc 225cid	0495	261
Van B100 Van V8 5.2L 318cid	0495	261
Van B100 Van V8 5.2L 5212cc 318cid	0495	261
Van B150 L6 3.7L 3687cc 225cid	0495	261
Van B150 V8 5.2L 5211cc 318cid	0495	261
Van B200 L6 3.7L 225cid	0495	261
Van B200 L6 3.7L 3687cc 225cid	0495	261
Van B200 V8 5.2L 5211cc 318cid	0495	261
Van B200 Van L6 3.2L 198cid	0495	261
Van B200 Van L6 3.2L 3254cc 198cid	0495	261
Van B200 Van L6 3.7L 225cid	0495	261
Van B200 Van L6 3.7L 3687cc 225cid	0495	261
Van B200 Van V8 5.2L 318cid	0495	261
Van B200 Van V8 5.2L 5212cc 318cid	0495	261
Van B250 L6 3.7L 3687cc 225cid	0495	261
Van B250 V8 5.2L 5211cc 318cid	0495	261
Van B300 L6 3.7L 225cid	0495	261
Van B300 L6 3.7L 3687cc 225cid	0495	261
Van B300 V8 5.2L 5211cc 318cid	0495	261
Van B300 Van L6 3.7L 225cid	0495	261
Van B300 Van L6 3.7L 3687cc 225cid	0495	261
Van B300 Van V8 5.2L 318cid	0495	261
Van B300 Van V8 5.2L 5212cc 318cid	0495	261
Van B350 V8 5.2L 5211cc 318cid	0495	261
W100 V8 5.9L 360cid	0495	261
W150 V6 3.9L 3906cc 239cid	0816	272
W150 V8 5.2L 5211cc 318cid	0816	272
W150 V8 5.9L 360cid	0816	272
W250 V8 5.2L 5211cc 318cid	0816	272
W250 V8 5.9L 360cid	0816	272
W350 V8 5.9L 360cid	0816	272
Dodge Truck	Nº ZEN	Pg.
A100 Truck V8 5.2L 318cid	0495	261
CB300 V8 5.9L 360cid VIN K	0495	261
CB300 V8 5.9L 360cid VIN T	0495	261
Compass L4 2.0L 1998cc 122cid	1771	299
Compass L4 2.0L 1998cc 122cid VIN A	1771	299
Compass L4 2.4L 2360cc 144cid	1771	299
D100 L6 3.7L 3687cc 225cid	0495	261
D100 V8 5.2L 5211cc 318cid	0495	261
D100 Pick Up L6 3.7L 3687cc 225cid	0495	261
D100 Pick Up V8 5.2L 318cid	0495	261
D100 Pick Up V8 5.2L 5212cc 318cid	0495	261
D150 L6 3.7L 3687cc 225cid	0495	261
D150 V8 5.2L 5211cc 318cid	0495	261
D200 L6 3.7L 3687cc 225cid	0495	261
D200 V8 5.2L 5211cc 318cid	0495	261
D200 Pick Up L6 3.7L 3687cc 225cid	0495	261
D200 Pick Up V8 5.2L 318cid	0495	261
D200 Pick Up V8 5.2L 5212cc 318cid	0495	261
D250 L6 3.7L 3687cc 225cid	0495	261
D250 V8 5.2L 5211cc 318cid	0495	261
D300 L6 3.7L 3687cc 225cid	0495	261
D300 V8 5.2L 5211cc 318cid	0495	261
D300 Pick Up L6 3.7L 3687cc 225cid	0495	261

Dodge Truck	Nº ZEN	Pg.
D300 Pick Up V8 5.2L 318cid	0495	261
D300 Pick Up V8 5.2L 5212cc 318cid	0495	261
D350 V8 5.2L 5211cc 318cid	0495	261
Dakota V6 3.9L 3906cc 239cid	0495	261
Journey L4 2.4L 2360cc 144cid VIN B	1771	299
Ramcharger L6 3.7L 3687cc 225cid	0495	261
Ramcharger V8 5.2L 318cid	0495	261
Ramcharger V8 5.2L 5211cc 318cid	0495	261
Ramcharger V8 5.2L 5212cc 318cid	0495	261
W100 L6 3.7L 3687cc 225cid	0495	261
W100 V8 5.2L 5211cc 318cid	0495	261
W100 Pick Up L6 3.7L 3687cc 225cid	0495	261
W100 Pick Up V8 5.2L 318cid	0495	261
W100 Pick Up V8 5.2L 5212cc 318cid	0495	261
W150 L6 3.7L 3687cc 225cid	0495	261
W150 V8 5.2L 5211cc 318cid	0495	261
W200 L6 3.7L 3687cc 225cid	0495	261
W200 V8 5.2L 318cid	0495	261
W200 V8 5.2L 5211cc 318cid	0495	261
W200 Pick Up L6 3.7L 3687cc 225cid	0495	261
W200 Pick Up V8 5.2L 318cid	0495	261
W200 Pick Up V8 5.2L 5212cc 318cid	0495	261
W250 V8 5.2L 5211cc 318cid	0495	261
W300 L6 3.7L 3687cc 225cid	0495	261
W300 V8 5.2L 5211cc 318cid	0495	261
W300 Pick Up L6 3.7L 3687cc 225cid	0495	261
W300 Pick Up V8 5.2L 318cid	0495	261
W300 Pick Up V8 5.2L 5212cc 318cid	0495	261
W350 V8 5.2L 5211cc 318cid	0495	261
DongFeng	Nº ZEN	Pg.
Caminhões	1819	301
Dynapac	Nº ZEN	Pg.
Rolo Compressor 1.1, CC1000	2009	311
Rolo Compressor 1.1, CC800	2009	311
Rolo Compressor 1.1, CC900	2009	311
Rolo Compressor 1.1, CC900G	2009	311
Rolo Compressor 1.1, CC900S	2009	311
Eagle	Nº ZEN	Pg.
Vision 3.3L	9492	314
Effa Motors	Nº ZEN	Pg.
Hafei	0686	267
Towner Junior	0686	267
Eicher	Nº ZEN	Pg.
Especial/Special	1076	282
Engen SRL	Nº ZEN	Pg.
Gerador 1.5, EPS 16, 51	2009	311
Gerador 2.2, EPS 224	2009	311
Escort Tractor	Nº ZEN	Pg.
Especial/Special	1502	289
Especial/Special	Nº ZEN	Pg.
Cooplantio	1733	297
Especial	1574	290

Especial/Special	Nº ZEN	Pg.
Especial/Special	1570	290
Estate	1518	289
Jeep (Company MM) MDI 3000	1615	292
Jumps Auto	1772	299
Jumps Auto	1786	300
Maruti	1797	300
Motocicletas	0818	272
Motocicletas	0947	277
Motocicletas	1722	297
Motor de Popa	1656	294
Motor de Popa	1673	294
Motores ZM	1729	297
Retroescavadeira Chinesa	1711	296
Safari	1518	289
T 206	1518	289
Esttem	Nº ZEN	Pg.
MPF	1509	289
Euromacchine	Nº ZEN	Pg.
Bomba Motorizada	1979	309
Motor FT22 3.2	1700	296
Motor J8 305 3.2	1700	296
Motor LA01AO 3.2	1700	296
Motor LA01SP 3.2	1700	296
Motor LA02SP 3.2	1700	296
Motor MP01IC 3.2	1700	296
Motor MP02IC 3.2	1700	296
Motor MP03IC 3.2	1700	296
Motor TF23 3.2	1700	296
Motor TH40I 3.2	1700	296
Motor TH50I 3.2	1700	296
Fahr	Nº ZEN	Pg.
Motores	1979	309
Falr	Nº ZEN	Pg.
742 9D - 130	1827	302
M1620H	0087	313
Farymann	Nº ZEN	Pg.
D 40 - E 40	0638	265
Marine 36A 0.6L Diesel	0781	271
Marine 36E 0.6L Diesel	0781	271
Marine 41A 0.7L Diesel	0781	271
Marine 41E 0.7L Diesel	0781	271
Fendt	Nº ZEN	Pg.
Especial/Special	1076	282
F Tratores	1979	309
Fiat	Nº ZEN	Pg.
1.9 JTD MJ	1752	298
100 5.4	2012	311
110 5.9	2012	311
110 NC OM-8360.04.200 6.9L	1059	281
1100 TN	2012	311
1100D 217D	0533	262
1100T	0713	268

Fiat	Nº ZEN	Pg.
1100TD	0120	251
1100TN	0953	277
115 5.9	2012	311
115.9	2012	311
1180 5.5	2012	311
120	2012	311
124	0120	251
124 Special	0120	251
124 Special 1.4 e 0.6	0213	253
125	0713	268
125 Polonês	0533	262
125 Special	0213	253
127 1.3D	0060	249
127 0.9, 1.05, 1.3	0120	251
127 0.9	0408	258
127 1.05	0408	258
127	1024	280
127 Brasile Diesel	0394	257
127 Sport 1.3	0408	258
128	0120	251
128 com motor 1100 e 1300	0183	252
128 1.1 e 1.3	0325	256
128 Super Europa	0743	269
1280 5.5	2012	311
129.16 8360.05.B 8.1L	1059	281
13.304F	0087	313
130	0213	253
130 5.9	2012	311
130 8.1	2012	311
130 CP3 7.4L	1059	281
130 NC OM-8360.04.300 6.9L	1059	281
130 NC,NR,NT20 8220.02 9.6L	1059	281
130 NC14, NT14 OM-8360.04.200 6.9L	1059	281
130 Super	0389	257
1300	0533	262
1300	0713	268
1300S	0367	257
130NC	0367	257
130NR	0367	257
130NT	0367	257
131 1.3	0120	251
131 1.6 e 1.8	0213	253
131 2.0	0394	257
131	0407	258
131 2.0, 2.5 diesel	0601	264
131 Mirafiori 1.3	0325	256
131D 2.0 e 2.5	0291	254
132 1.6, 1.8 e 0.2	0213	253
132 2.0	0394	257
132	0407	258
132 2.0, 2.5 diesel	0601	264
132D 2.0 e 2.5	0291	254
133	0769	270
133L	0769	270
1380 5.5	2012	311
140	2012	311
1400 5.9	2012	311



Fiat	Nº ZEN	Pg.
141	0120	251
147	0060	249
147	0111	251
147	0743	269
147 1.1 e 1.3	0965	278
147 Brio, SPR, SPT	0743	269
150 NC, NT20 8220.02 9.6L	1059	281
150 NC17 OM-8360.03 8.1L	1059	281
1500	0533	262
1500	0713	268
1500L	0533	262
150NC	0367	257
150NR	0367	257
150NT	0367	257
1580 8.0	2012	311
1580 8.0, Turbo	2012	311
159	0087	313
159 17 OM-8360.05.254 8.1L	1059	281
159NC	0367	257
159NR	0367	257
159NT	0367	257
160 8.1	2012	311
160 26 8210.02.020 13,8L	1059	281
1600S	0533	262
180	0078	313
180 8.1	2012	311
1800	0533	262
1800	0713	268
1800B	0533	262
1880 8.0	2012	311
190 F20-190 (Unic V 85 S)	0087	313
190PAC20	0087	313
210	0078	313
217N	0953	277
2300	0533	262
2300	0713	268
238	0120	251
238 1.8	0407	258
241T	0120	251
241TN	0291	254
241TN	0310	255
260	0087	313
260 (Unic V 85 S)	0087	313
26304DFS	0087	313
30.304DFSA	0087	313
332	0953	277
352	0953	277
402, 404 DT, 420 DT, 440 DT, V450 DT	2021	312
40NC	0291	254
440	1624	292
450	0310	255
450	1624	292
450 DT DAL, 455 C DAL, C SUPER, 470DT	2021	312
450DT	0310	255
455	1624	292
465C	0291	254
466DT	0291	254

Fiat	Nº ZEN	Pg.
470 DTS, 480 8 DT, S, V, 500S	2021	312
480DT	0291	254
50	1624	292
50 F10 OM-8340.04.250 4,6L	1059	281
500	0291	254
500	0310	255
500	0806	272
500	1752	298
500 1.4 Fire	1755	298
500 0.9 Start/Stop	1908	305
500 1.3 D Multijet Start/Stop	1908	305
500 C 0.9 Start/Stop	1908	305
500 C 1.3 D Multijet Start/Stop	1908	305
500 L 0.9 Natural Power Start/Stop	1908	305
500 1.0 e 1.2 Motor C60M	1967	309
500 (Cinquecento) 704, 903	0786	271
500DT	0291	254
500DT	0310	255
500DT	0768	270
500F	0768	270
500I	0768	270
500R	0768	270
505	0291	254
505C	0291	254
505S	0291	254
50F8	0291	254
50NC	0291	254
540	0291	254
540	0310	255
540 DT 8035.02.302 2,6L	1059	281
540DT	0291	254
540DT	0310	255
55 F9 8340.04. 4,6L	1059	281
55F8	0291	254
55NC	0291	254
565C	0291	254
566DT	0291	254
570	0291	254
570DT	0291	254
580	0291	254
580DT	0291	254
60	1624	292
60 F10 OM-8340.04.250 4,6L	1059	281
600	0453	260
600	0744	269
600	0769	270
60F8	0291	254
615N e 615N1	0953	277
616	0953	277
616N3	0310	255
616N3 4	0291	254
616N3.4	0310	255
625N3	0310	255
625N3P	0291	254
65	1624	292
65 F10 OM-8340.04.200 4,6L	1059	281
65NC10	0367	257

Fiat	Nº ZEN	Pg.
70	1624	292
70 F10 8340.04.250 4,6L	1059	281
70NC10	0367	257
75 F10 8340.04 4,6L	1059	281
75NC10	0367	257
79 F10 OM-8340.04.200, 250 4,6L	1059	281
80	1624	292
85	1624	292
850	0367	257
880	0367	257
880 4.6	2012	311
880DT	0367	257
90 4.9	2012	311
95 4.9	2012	311
955 4.6, C	2012	311
980 5.2, DT	2012	311
Abarth Rally	0213	253
Allis	0561	263
Argenta 2.0	0111	251
Argenta 2.5	0291	254
Argenta 1.6	0389	257
Argenta 2.5	0407	258
Argenta 2.5 diesel	0601	264
Argenta 2.5	0875	274
Argo 1.0 e 1.3 Start/Stop	1938	307
Argo 1.8 Start/Stop	1939	307
Argo Firefly 1.0 e 1.3	1968	309
Barchetta 1.8 16V	1927	306
BI20 25 30 C	0291	254
BIM20 25	0291	254
Brava	0213	253
Brava 1.8 HGT	0998	279
Brava 1.9 JTD	1033	280
Brava 1.6	1169	284
Brava 1.6 16V	1561	290
Brava 1.9 TD	1630	292
Brava 131	0389	257
Bravo 1.6	1169	284
Bravo 1.9 TD	1630	292
Bravo E-Torq 1.6 e 1.8 16v	1685	295
Bravo 1.6 Multijet	1899	305
Bravo 2.0 Multijet	1899	305
Bravo II 1.4	1779	299
Caminhão 190	0133	251
Caminhão 190T	0133	251
Caminhão 210	0133	251
Caminhão 640	0648	266
Caminhão 1180	0648	266
Caminhão 1280	0648	266
Caminhão 130	0092	250
Caminhão 130NC	0087	313
Caminhão 1380	0648	266
Caminhão 150NC	0087	313
Caminhão 1580	0648	266
Caminhão 160	0092	250
Caminhão 180	0122	319
Caminhão 180	0133	251

Fiat	Nº ZEN	Pg.
Caminhão 1880	0648	266
Caminhão 190	0087	313
Caminhão 190	0122	319
Caminhão 190T	0122	319
Caminhão 210	0122	319
Caminhão 570	0648	266
Caminhão 580	0648	266
Caminhão 605	0648	266
Caminhão 666	0648	266
Caminhão 670	0648	266
Caminhão 680	0648	266
Caminhão 70	0092	250
Caminhão 765	0648	266
Caminhão 766	0648	266
Caminhão 780	0648	266
Caminhão 855	0648	266
Caminhão 880.15	0648	266
Caminhão 955	0648	266
Caminhão 980	0648	266
Caminhão FNM D11000	0121	319
Caminhão FNM D11000	0201	319
Caminhão FNM D9500	0036	313
Caminhão FNM D9500	0121	319
Caminhão FNM D9500	0201	319
Campagnola diesel	0291	254
Campagnola	0407	258
Campagnola 1107 A	0213	253
Campagnola AD	0213	253
Campagnola JD	0213	253
Campagnolo Diesel	0953	277
CHT Turbo 2.0	0394	257
Coupe	0713	268
Croma 1.6	0389	257
Croma 2.2 16V	0756	269
Croma 2.5 Turbo	0875	274
Croma 2000	0394	257
Croma D e TD	1104	282
Cronos 1.3	1938	307
Cronos Firefly 1.3	1968	309
DI 8.1, 130	2012	311
DI12 15	0291	254
Dino	0213	253
Doblo	0837	273
Doblo 1.6 16V	0976	278
Doblo 1.9	1033	280
Doblo	1666	294
Doblo E-Torq 1.6 e 1.8 16v	1685	295
Doblo 1.3	1752	298
Doblo 1.3 Fire	1755	298
Doblo 1.4 Fire	1755	298
Doblo 1.4	1779	299
Doblo 1.3	1877	304
Doblo 1.4	1877	304
Doblo	1882	304
Doblo 1.6 Multijet	1899	305
Doblo 2.0 Multijet	1899	305
Doblo 1.3 Multijet Start/Stop	1908	305

Fiat	Nº ZEN	Pg.
Doblo 1.8 16V	10003	312
Doblo 1.8 8V	10003	312
Doblo FLEX	10003	312
Doblo 1.8 8V/1.8 16V/FLEX	12720	320
DT450	0291	254
Ducato	0631	265
Ducato	1022	280
Ducato	1070	282
Ducato 2.5 TD	1072	282
Ducato	1159	283
Ducato	1642	293
Ducato 2.3 e 2.8 JTD	1650	293
Ducato 2.3 Multijet Diesel	1790	300
Ducato 115 Multijet	1899	305
Ducato 110	1790	300
Ducato 120	1790	300
Ducato 130	1790	300
Ducato 150	1790	300
Ducato 2.3 - 2.8 JTD Multijet	1840	302
Ducato 2.8 JTD Power 4x4	1840	302
Ducato 3.0	1840	302
Ducato D	1117	283
Duna	0389	257
Duna	0394	257
Duna	0575	263
Duna 1.7 D	0630	265
Duna 1.3 e 1.5.	0743	269
Duna	0990	279
Duna	1134	283
Duna 60	0111	251
Duna 60 / 70	0060	249
Duna 60, 70 e Weekend	0965	278
Duna 70	0111	251
Duna SD	0740	269
Elba 1.3 e 1.5, CS/ S	0111	251
Elba 1.0, 1.3, 1.5 SOHC	0965	278
Escavadeira FH400 8215 Hitachi 13.8L Diesel	0778	270
Especial/Special	1056	281
Europa	0389	257
F150	0603	264
F160	0603	264
Familiar	0713	268
Fiorino	0060	249
Fiorino 1.1	0111	251
Fiorino	0389	257
Fiorino Diesel	0394	257
Fiorino 1.4 e 1.6.	0743	269
Fiorino	0779	271
Fiorino 1.0, 1.3, 1.5	0965	278
Fiorino 1.7 Diesel	1134	283
Fiorino	1752	298
Fiorino 1.3 Fire	1755	298
Fiorino 1.4 Fire Fly	1755	298
Fiorino	1877	304
Fiorino CMBBZ	1877	304
Fiorino CMBGA	1879	304
Fiorino 1.3 D Multijet Start/Stop	1908	305

Fiat	Nº ZEN	Pg.
Fiorino TT 0.9	0408	258
Freemont	1771	299
Grand Punto 1.4	1779	299
Grand Siena 1.6 16v	1685	295
Grand Siena 1.4 Fire	1755	298
Grand Siena 1.4	1779	299
Grande Punto	1752	298
Grande Punto 1.3 D Multijet Start/Stop	1908	305
Hitachi Excavator FH400 8215 13.8L Diesel	1204	285
Idea	1666	294
Idea	1752	298
Idea 1.4 Fire	1755	298
Idea 1.2	1779	299
Idea 1.4	1877	304
Idea 1.6	1877	304
Idea 1.8	1877	304
Idea 1.4 MPI Fire	1879	304
Idea 1.6 E.TorQ 16V	1879	304
Idea 1.8 16V	10003	312
Idea 1.8 8V	10003	312
Idea FLEX	10003	312
Idea 1.8 8V/1.8 16V/FLEX	12720	320
Idea Adventure 1.8 16 V	1685	295
Linea 1.3 D Multijet	1752	298
Linea 1.6 Multijet	1899	305
Magirus Iveco 50NC	0366	257
Marea 1.8 MPI 16V	0998	279
Marea 2.0 20v	0998	279
Marea 2.0 MPI 20v Turbo	0998	279
Marea 2.4 20v	0998	279
Marea 1.9	1033	280
Marea 2.4 20v	1113	283
Marea 1.6	1169	284
Marea	1561	290
Marea 1.9	1630	292
Marea 2.4 TD	1630	292
Marea	1666	294
Marea ELX 1.9 JTD	0482	260
Marea Turbo	0998	279
Marea Weekend 1.8 MPI 16V	0998	279
Marea Weekend 2.0 MPI 20V Turbo	0998	279
Marea Weekend ELX 1.9 JTD	0482	260
Marengo D 2.5	0291	254
Marengo	0631	265
Mobi 1.0 Fire	1755	298
Mobi 1.0	1877	304
Mobi 1.0 e 1.3 Start/Stop	1938	307
Mobi 1.0, 3 cil, GSE	1974	309
Motor 1.3 JTD 16V	1641	293
Multicarga	0713	268
Múltipla	1033	280
Múltipla	1169	284
Múltipla 1.9 JTD	1718	297
NC20-170	0087	313
Nova Strada 1.4 Flex 8V	1879	304
Nova Strada 1.3, 4 cil, GSE	1974	309
Novo Uno	1666	294

Fiat	Nº ZEN	Pg.
NR	0087	313
NT20	0087	313
Nuova Argenta	0389	257
Nuova Argenta	0407	258
Nuova Argenta Diesel	0601	264
Nuova Ritmo Diesel	0395	258
Oggi 1.1, 1.3	0965	278
Ônibus 100	0092	250
Ônibus 130	0092	250
Ônibus 140	0315	255
Ônibus 70	0092	250
Ônibus 80	0315	255
Palio 1.0	0779	271
Palio 1.5	0786	271
Palio 1.0 8V e 16V	0837	273
Palio 1.3 MPI 16V	0837	273
Palio 1.0 MPI 8V	0846	273
Palio 1.6 16 V	0855	274
Palio	0925	276
Palio 1.0 8V e 16V, 1.3 16V, 1.5 EL Mpi e ELX Mpi, 1.8	0965	278
Palio 1.6	0999	279
Palio 1.7 Turbo Diesel	1134	283
Palio	1169	284
Palio 1.6 16v	1561	290
Palio	1666	294
Palio E-Torq 1.6 e 1.8 16v	1685	295
Palio 1.4 Fire	1755	298
Palio 1.4	1779	299
Palio 1.0 16V	1877	304
Palio 1.0 8V	1877	304
Palio 1.3 8V	1877	304
Palio 1.3 16V	1877	304
Palio	1882	304
Palio 1.8 16V	10003	312
Palio 1.8 8V	10003	312
Palio FLEX	10003	312
Palio 1.5	12683	320
Palio 1.6 16v	12689	320
Palio 1.8 8V/1.8 16V/FLEX	12720	320
Palio Argentino 1.6	0846	273
Palio EX/ ELX Turbo Diesel	0482	260
Palio Fire	0837	273
Palio Fire	0976	278
Palio SX 1.7 Turbo Diesel	0482	260
Palio Weekend 1.5	0779	271
Palio Weekend 1.0 8V e 16V	0837	273
Palio Weekend 1.3 MPI 16V	0837	273
Palio Weekend 1.0	0846	273
Palio Weekend 1.5	0846	273
Palio Weekend 1.6 16V	0855	274
Palio Weekend 1.6 16V Fire	0976	278
Palio Weekend	0999	279
Palio Weekend 1.6 16V	1561	290
Palio Weekend 1.4 Fire	1755	298
Palio Weekend 1.0	1877	304
Palio Weekend 1.3	1877	304
Palio Weekend 1.4	1877	304

Fiat	Nº ZEN	Pg.
Palio Weekend 1.6	1877	304
Palio Weekend 1.7 Turbo	1877	304
Palio Weekend 1.8	1877	304
Palio Weekend 1.5	12683	320
Palio Weekend 1.6 16V	12689	320
Palio Weekend Adventur 1.6 16V Fire	0976	278
Palio Weekend ELX Turbo Diesel	0482	260
Panda Diesel	0394	257
Panda 1.1, 1.2, 1.4	1779	299
Panda 0.9 4x4 Natural Power Start/Stop	1908	305
Panda 1.3 D Multijet 4x4 Start/Stop	1908	305
Panda 1.0 e 1.2 Motor C60M	1967	309
Panda 1000	0482	260
Panda 30	0408	258
Panda 30 - 45	1024	280
Panda 34	0408	258
Panda 45 4X4	0120	251
Panda 45	0408	258
Panda 45 4X4	0408	258
Panda 750	0482	260
Panda 750	1227	287
Panda Fire 750 1.0	0786	271
Panorama	0111	251
Pick Up	0389	257
Prêmio 1.2,1.3,1.5	0111	251
Prêmio	0389	257
Prêmio CS	0111	251
Prêmio CSL	0111	251
Prêmio S	0111	251
Pulse 1.0 12V, motor Turbo 200, Flex	1968	309
Pulse 1.3 8V, Motor Firefly, Flex	1968	309
Punto	1033	280
Punto E-Torq 1.6 e 1.8 16v	1685	295
Punto 1.4	1779	299
Punto 1.4	1877	304
Punto	1882	304
Punto 0.9 Twinair Turbo Start/Stop	1908	305
Punto EVO 1.3 D Multijet Start/Stop	1908	305
Punto HCT 1.8 16V	1927	306
Punto 1.8 16V	10003	312
Punto 1.8 8V	10003	312
Punto FLEX	10003	312
Punto 1.8 8V/1.8 16V/FLEX	12720	320
Qubo 1.3 D Multijet	1752	298
Qubo 1.3 Multijet Start/Stop	1908	305
R450	0291	254
Racing	0213	253
Regata 1.1, 1.3	0120	251
Regata 1.3, 1.5, 1.6	0389	257
Regata Diesel	0395	258
Regata TD	0631	265
Regata 1.7 diesel	0857	274
Regata 70	0111	251
Regata 70	0120	251
Regata 75	0111	251
Regata 85	0111	251
Regata 90 IE	0111	251

Fiat	Nº ZEN	Pg.
Regatta 2000	0740	269
Regatta 85SC	0743	269
Restyling 132	0389	257
Ritmo Diesel	0395	258
Ritmo TD	0631	265
Ritmo Diesel	0857	274
Ritmo 105 CT	0389	257
Ritmo 125 TC	0389	257
Ritmo 60	0120	251
Ritmo 60	1024	280
Ritmo 60L141	0408	258
Ritmo 65	0120	251
Ritmo 75	0111	251
Ritmo 75	0120	251
Ritmo 75	0389	257
Ritmo 85	0120	251
Ritmo 85	0389	257
Ritmo Super	0120	251
Ritmo Super 85 1.5	0108	251
Romania	0561	263
Scudo 1.6 D Multijet	1902	305
Scudo TD	1023	280
Selecta TD	0630	265
Siena	0779	271
Siena 1.0 MPI 16V	0837	273
Siena 1.3 MPI 16V	0837	273
Siena 1.0	0846	273
Siena 1.5	0846	273
Siena	0855	274
Siena Diesel	0925	276
Siena 1.6 MPI 16V	0976	278
Siena 16V 1.6	0999	279
Siena	1169	284
Siena 1.6 16V	1561	290
Siena 1.0	1877	304
Siena 1.3	1877	304
Siena 1.4	1877	304
Siena 1.6	1877	304
Siena 1.8	1877	304
Siena EX / ELX Turbo Diesel	0482	260
Spazio	0111	251
Spazio	0389	257
Spazio	0394	257
Spazio Diesel	0502	261
Spazio D	0740	269
Spazio	0111	251
Spazio	0743	269
Special 1.6	0213	253
Sport Coupe	0213	253
Sport Spider	0213	253
Spyder 124	0394	257
Stilo 1.9 JTD	0482	260
Stilo	1033	280
Stilo	1113	283
Stilo 1.8 16V	1927	306
Stilo 1.8 16V	10003	312
Stilo 1.8 8V	10003	312

Fiat	Nº ZEN	Pg.
Stilo FLEX	10003	312
Stilo 1.8 8V/1.8 16V/FLEX	12720	320
Stilo JTD 1.9	0846	273
Strada 1.7 Turbo Diesel	0482	260
Strada	0779	271
Strada	0786	271
Strada 1.0 8V	0837	273
Strada 1.3 16V	0837	273
Strada 1.5	0846	273
Strada 1.7 TDS	0925	276
Strada	0976	278
Strada	0999	279
Strada	1169	284
Strada 1.6 16V	1561	290
Strada	1666	294
Strada E-Torq 1.6 e 1.8 16v	1685	295
Strada	1779	299
Strada 1.3	1877	304
Strada 1.4	1877	304
Strada 1.5	1877	304
Strada 1.6	1877	304
Strada 1.7 Turbo	1877	304
Strada 1.8	1877	304
Strada 1.4	1879	304
Strada	1882	304
Strada 1.8 16V	10003	312
Strada 1.8 8V	10003	312
Strada FLEX	10003	312
Strada 1.8 8V/1.8 16V/FLEX	12720	320
Super 85	0111	251
Super Brava	0213	253
Super Mirafiori Biald 1.3, 1.6, 1.8	0213	253
Tempra 16V	0111	251
Tempra 2.0 MPI 16V	0111	251
Tempra 2.0 SPI 8V	0111	251
Tempra 2.0 Turbo	0111	251
Tempra	0786	271
Tempra 2.0 8V	0855	274
Tempra 2.0 MPI 16V	0855	274
Tempra 2.0 SPI 8V	0855	274
Tempra 2.0 Turbo MPI 8V	0855	274
Tempra 2.0 MPI, 2.0 SPI, 2.0 8V, 2.0 16V, 2.0Turbo	12689	320
Tempra 2.0 ie SW	12690	320
Tempra SW	0878	274
Tempra Turbo 2.0 MPI 8V	12689	320
Tipo 1.6i.e	0111	251
Tipo 1.4 1400 DGT	0389	257
Tipo 1.7 D	0630	265
Tipo TD	0631	265
Tipo 1.4 e 1.6	0743	269
Tipo 1.6	0779	271
Tipo 1.1, 1.4, 1.6, 2.0	0786	271
Tipo 1.8 i.e.	0799	271
Tipo 2.0 i.e.	0799	271
Tipo 2.0 i.e. 16V	0799	271
Tipo 2.0	0878	274
Tipo 1.4 e 1.6	1206	286

Fiat	Nº ZEN	Pg.
Tipo 1.1 Fire	1227	287
Tipo 1.6 Multijet	1899	305
Tipo 1.6 ie, 1.8 ie, 2.0 ie, 2.0 16v	12690	320
Toro 1.8 Flex	1877	304
Toro 2.0	1899	305
Toro 2.0 4X4	1899	305
Toro 2.0 4X4 Diesel	1899	305
Toro 2.0 Diesel	1899	305
Toro 1.8 Start/Stop	1939	307
Toro 1.3 Turbo	1968	309
Trator	0594	263
Turbo	0438	259
Ulisse 2.2	1774	299
Ulysse 1.8/2.0	1031	280
Uno	0060	249
Uno 1.4i e 1.6i (argentina)	0111	251
Uno 1.5	0111	251
Uno 1.6	0111	251
Uno 0.9, 1.1 e 1.3	0120	251
Uno	0389	257
Uno Turbo 147	0389	257
Uno Diesel	0394	257
Uno 0.9	0408	258
Uno Diesel	0502	261
Uno Diesel	0575	263
Uno	0630	265
Uno 1.4 e 1.6	0743	269
Uno	0779	271
Uno	0855	274
Uno 1.7 Diesel	1134	283
Uno 1.4 Fire	1755	298
Uno 1.0	1877	304
Uno 1.4	1877	304
Uno 1.0 MPI Fire 8V	1879	304
Uno 1.3	1879	304
Uno 1.4 MPI Fire 8V	1879	304
Uno 1.0 e 1.3 Start/Stop	1938	307
Uno Flex Firefly 1.0 e 1.3	1968	309
Uno Way Firefly 1.3	1968	309
Uno 45	0482	260
Uno 45	1024	280
Uno 45 Fire	1227	287
Uno 75 IE	0111	251
Uno CS	0111	251
Uno D	0740	269
Uno Fire 45	0786	271
Uno Furgoneta 1.0	1877	304
Uno Furgoneta 1.4	1877	304
Uno Mille	0111	251
Uno Mille Eletronic	0846	273
Uno Mille Fire	0837	273
Uno R	0111	251
Uno S	0111	251
Uno SX	0111	251
Uno SX	0846	273
Vivace	0743	269
Weekend	0389	257

Fiat	Nº ZEN	Pg.
X1/9	0120	251
X1/9 1.3	0325	256
Young	0408	258
Fiat Agri	Nº ZEN	Pg.
Motores	1994	310
Fiat Allis	Nº ZEN	Pg.
1300	0308	255
1300 DT	0308	255
350	0608	264
350 DT	0608	264
355	0608	264
4 Apripista FE14, FE16, FL4C	0601	264
4 Apripista FL4D, FR20, FR7, FR9	0601	264
4 Apripista, 645, FE12, FE2R	0601	264
450	0608	264
455 C	0608	264
480	0608	264
545 B 5.5	2011	311
645 B 8361.05.500 8.1L	1059	281
673 MWM Diesel	0035	313
805C MWM	0035	313
850	0308	255
850 T	0308	255
AD4	0608	264
Caminhão 545B	0648	266
Caminhão 645B	0648	266
Carregadeira FL-14D 8205 Diesel Diesel	0778	270
Carregadeira FL-20 8215 Diesel Diesel	0778	270
Carregadeira FR-20 8215 Diesel Diesel	0778	270
Carregadeira FR-20B 8215 Diesel Diesel	0778	270
Com embreagem banhada a óleo Cummins 6BT5.9	0722	268
Crawlers 14C 8205 Diesel	1204	285
Crawlers 14CL 8205 Diesel	1204	285
Crawlers FD-14 8205 Diesel	1204	285
Crawlers FD-20 8215 Diesel	1204	285
Escavadeira Hidráulica FE105	0105	251
Escavadeira Hidráulica FE105	1364	287
Escavadora FH-400 8215 Diesel Diesel	0778	270
Escavadora FE-45 8215 Diesel Diesel	0778	270
Excavator FE-45 8215 Diesel	1204	285
Excavator FH-400 8215 Diesel	1204	285
FB 80	1073	282
FD 170 - cremalheira a banho de óleo	0722	268
FG 65A 3.7	2011	311
FG70	1364	287
FG85	1364	287
FL 4C 2.6	2011	311
FL 4D 2.6	2011	311
FL4	0608	264
FW160	0097	250
FW170	0097	250
FW200	0097	250
Grader PG140 e PG160 Ford 7.5L GMA	0721	268
Loader FL-14D 8205 Diesel	1204	285
Motoniveladora FG 170, FG 170.2, FG 200 e FG 200.2	1810	301
Motoniveladora - FG 170, FG 170.2, FG 200 e FG 200.2	1811	301

Fiat Allis	Nº ZEN	Pg.
Motoniveladora - FG 170, FG 170.2, FG 200 e FG 200.2	13118	317
Motoniveladora FG70	0105	251
Motoniveladora FG85	0105	251
Pá Carregadeira FR128	0985	278
Pá Carregadeira FR128 - Substitui 10479654	1679	295
Pá Carregadeira FR128 - Substitui 10479654	1805	300
Pá Carregadeira FR128 - Substitui 10479654	1936	307
Pá Carregadeira FR128 - Substitui 10479654	13544	320
Pá Carregadeira FR128 - Substitui 10479654	13545	321
S11	0367	257
S9	0367	257
SL11	0367	257
SL9	0367	257
SR9	0367	257
Tractor - Agrícola FA-200 8215 Diesel	1204	285
Trator 14CL 8205 Diesel	0778	270
Trator 14C 8205 Diesel	0778	270
Trator de Esteira 7D	0985	278
Trator de Esteira 7D - Substitui 10479654	1679	295
Trator de Esteira 7D - Substitui 10479654	1805	300
Trator de Esteira 7D - Substitui 10479654	1936	307
Trator de Esteira 7D - Substitui 10479654	13544	320
Trator de Esteira 7D - Substitui 10479654	13545	321
Trator de Esteira FD170	1811	301
Trator de Esteira FD170	13118	317
Trator de Esteiras AD14 com motor Scania	0087	313
Trator de Esteiras AD14 com motor Scania	0122	319
Trator de Esteiras AD14 com motor Scania	0133	251
Trator de Esteiras ADB	0092	250
Trator FA-200 8215 Diesel Diesel	0778	270
Trator FD-14 8205 Diesel	0778	270
Trator FD-20 8215 Diesel	0778	270
Wheel Loader FR-20 8215 Diesel	1204	285
Wheel Loader FR-20B 8215 Diesel	1204	285
Wheel LoaderFL-20 8215 Diesel	1204	285

Fiat Geotech	Nº ZEN	Pg.
F100 5.9	2012	311
F110 5.9	2012	311
F120 5.9	2012	311
F130 5.9	2012	311
F140 5.9	2012	311

Fiat Iveco	Nº ZEN	Pg.
129.14	0398	258
130.14	0398	258
130.20	0087	313
150.20	0087	313
159.20	0087	313
170.20	0087	313
190.20	0087	313
30.8	0301	255
35.8	0301	255
40.8	0301	255
Caminhão	0122	319
Caminhão	0133	251
Caminhão 70.12	0601	264
Caminhão 80.13	0601	264

Fiat Iveco	Nº ZEN	Pg.
Caminhão 90.13	0601	264
Caminhão 100	0601	264
Caminhão 100.13	0601	264
Caminhão 110	0601	264
Caminhão 110.13	0367	257
Caminhão 110.16	0367	257
Caminhão 120.13	0367	257
Caminhão 13.80	0367	257
Caminhão 130.13	0367	257
Caminhão 130.16	0367	257
Caminhão 150.17	0601	264
Caminhão 150.20	0601	264
Caminhão 159.17	0601	264
Caminhão 159.20	0601	264
Caminhão 16	0367	257
Caminhão 314.3	0601	264
Caminhão 315.23	0601	264
Caminhão 315.8	0601	264
Caminhão 50.10	0601	264
Caminhão 50.8	0601	264
Caminhão 50.9	0601	264
Caminhão 55.8	0601	264
Caminhão 55.9	0601	264
Caminhão 60.10	0601	264
Caminhão 60.8	0601	264
Caminhão 60.9	0367	257
Caminhão 65.10	0601	264
Caminhão 70.10	0601	264
Caminhão 75.10	0601	264
Caminhão 79.10	0601	264
Caminhão 79.13	0601	264
Caminhão 80	0367	257
Caminhão 80	0601	264
Caminhão 90	0601	264
Caminhão 90.13	0367	257
Caminhões 1000	0315	255
Caminhões 120E	0315	255
Caminhões 150	0315	255
Caminhões 150T	0315	255
Caminhões 160E	0315	255
Caminhões 160T	0315	255
Caminhões 605C	0315	255
Caminhões 640	0315	255
Caminhões 680	0315	255
Caminhões 780	0315	255
Caminhões 805	0315	255
Daily	0310	255
Daily Turbo 09.09 Diesel	0875	274
Daily Turbo 35.10 Diesel	0875	274
Daily Turbo 49.10 Diesel	0875	274
Daily 28.8	0301	255
Daily 28.8	0407	258
Daily 28.8	0601	264
Daily 30.8	0301	255
Daily 30.8	0407	258
Daily 30.8	0601	264
Daily 32.8	0407	258



Fiat Iveco	Nº ZEN	Pg.
Daily 32.8	0601	264
Daily 35.8	0301	255
Daily 35.8	0407	258
Daily 35.8	0601	264
Daily 40.8	0301	255
Daily 40.8	0407	258
Daily 40.8	0601	264
Daily II	1158	283
Daily III 2.4 e 2.8	1650	293
Daily N100	0301	255
Daily N110	0301	255
Daily N40	0301	255
Daily N40.35	0301	255
Daily N50	0301	255
Daily N55	0301	255
Daily N60	0301	255
Daily N65	0301	255
Ducato	0407	258
Ducato 2.0 e 2.5 Diesel	0601	264
Ducato 14	0875	274
Ducato 14 4X4	0875	274
Ducato 18	0875	274
Ducato 18 Maxi	0875	274
Ducato 10 2.5D	0291	254
Ducato 13 2.5D	0291	254
Ducato 719 2.8	1025	280
Ducato 720 2.8	1025	280
Ducato 721 2.8	1025	280
Ducato 722 2.8	1025	280
Ducato 723 2.8	1025	280
Ducato 724 2.8	1025	280
Ducato 725 2.8	1025	280
Ducato 726 2.8	1025	280
Ducato 729 2.8	1025	280
Ducato Argentino	0838	273
Engines BF4L1011 2.71L - 2732cc	1043	280
Engines F2L1011 1.4L - 1366cc	1043	280
Engines F3L1011 2.0L - 2049cc	1043	280
Engines F4L1011 2.7L - 2732cc	1043	280
Especial/Special	0630	265
Eurocargo	1157	283
Furgão Daily	0291	254
Iveco BF4L1011 2.71L - 2732cc	1483	288
Iveco BF4L1011 2.7L - 2732cc	1483	288
Iveco F2L1011 1.4L - 1366cc	1483	288
Iveco F3L1011 2.0L - 2049cc	1483	288
Iveco F4L1011 2.7L - 2732cc	1483	288
Microônibus City Plus	1650	293
Fiat OM Carrelli Elevatori	Nº ZEN	Pg.
DI, 20C 2.9	2011	311
DI, 25C 2.9	2011	311
DI, 30C 2.9	2011	311
DI, 30CH 3.9	2011	311
DI, 35C 3.9	2011	311
DI, 40C 3.9	2011	311
DI, 45C 3.9	2011	311

Fiat OM Carrelli Elevatori	Nº ZEN	Pg.
DI, 50CH 3.9	2011	311
DI, 60C 3.9	2011	311
DI, 70C 4.9	2011	311
DI, 80C 4.9	2011	311
Ford	Nº ZEN	Pg.
(A, AS, BR) 4.3, Motor MWM410T	2027	312
(AM, AS, BR) 6.5, Motor MWM610	2027	312
(AM, AS, BR) 6.5, Motor MWM610NA	2027	312
100 1.5	0293	255
1000 2-77 Shibaura Diesel	0684	267
12 M	0015	248
15 M	0015	248
1500 2cyl Shibaura Diesel	0684	267
1600 2-77 Shibaura Diesel	0684	267
17 M	0015	248
1700 2-78 Shibaura Diesel	0684	267
2000	0322	256
3,6 Kw	1676	294
3000	0322	256
3010S	1624	292
3600 Tractor	0677	267
3830	1624	292
4000	0322	256
4010S	1624	292
4030	1624	292
4600	0024	248
4600	1359	287
5000	0322	256
5010S	1624	292
5600	0024	248
5600	1359	287
6600 4 cil	0024	248
6600 4 cil	1359	287
7000	0322	256
A, D Series	0398	258
A0406	0313	255
A0506	0313	255
Bedford	0134	251
Belina com motor CHT	0293	255
Belina I	0044	248
Belina II com motor CHT 1.6	0108	251
Bronco 4.9 lts	1192	285
Bronco 5.0 lts	1192	285
Bronco 5.8 lts	1192	285
Bronco 4.9 lts	1224	286
Bronco 5.0 lts	1224	286
Bronco 5.8 lts	1224	286
C Max 1.6L 1596cc	1933	307
C-Max 2000	1714	296
Caminhão	0041	248
Caminhão 1519 Ford 7.8 lts	1190	285
Caminhão 1521 Ford 7.8 lts	1190	285
Caminhão 1621 Ford 7.8 lts	1190	285
Caminhão 2318 Ford 7.8 lts	1190	285
Caminhão 2321 Ford 7.8 lts	1190	285
Caminhão 3021 Ford 7.8 lts	1190	285

Ford	Nº ZEN	Pg.
Caminhão 3323 Ford 7.8 lts	1190	285
Caminhão Cargo 1317	0087	313
Caminhão Cargo 1320	0087	313
Caminhão Cargo 1517	0087	313
Caminhão Cargo 1520	0087	313
Caminhão Cargo 1617	0087	313
Caminhão Cargo 1620	0087	313
Caminhão Cargo 2220	0087	313
Caminhão Cargo 2420	0087	313
Caminhão Cargo 2817	0087	313
Caminhão Cargo 3020	0087	313
Caminhão Cargo 3220	0087	313
Caminhão Cargo CF 7000.	1190	285
Caminhão F100 com motor 4 cil	0104	250
Caminhão F4000	1845	302
Caminhão F75 com motor 4 cil	0104	250
Caminhões Cummins B 5.9 12V	2003	311
Caminhões	12686	320
Caminhões C1722e (4x2), C2422e(6x2), C2622e (6x4), C2428e (6x2), C2628e (6x4) Com Motor Cummins Eletrônico ISB (4 e 6 Cilindros)	1679	295
Caminhões C1722e (4x2), C2422e(6x2), C2622e (6x4), C2428e (6x2), C2628e (6x4) Com Motor Cummins Eletrônico ISB (4 e 6 Cilindros)	1805	300
Caminhões C1722e (4x2), C2422e(6x2), C2622e (6x4), C2428e (6x2), C2628e (6x4) Com Motor Cummins Eletrônico ISB (4 e 6 Cilindros)	1936	307
Caminhões C1722e (4x2), C2422e(6x2), C2622e (6x4), C2428e (6x2), C2628e (6x4) Com Motor Cummins Eletrônico ISB (4 e 6 Cilindros)	13544	320
Caminhões C1722e (4x2), C2422e(6x2), C2622e (6x4), C2428e (6x2), C2628e (6x4) Com Motor Cummins Eletrônico ISB (4 e 6 Cilindros)	13545	321
Caminhões C815e (4x2), C1317e (4x2), C1517e (4x2), C1717e (4x2) Com Motor Cummins Eletrônico ISB (4 e 6 Cilindros)	1679	295
Caminhões C815e (4x2), C1317e (4x2), C1517e (4x2), C1717e (4x2) Com Motor Cummins Eletrônico ISB (4 e 6 Cilindros)	1805	300
Caminhões C815e (4x2), C1317e (4x2), C1517e (4x2), C1717e (4x2) Com Motor Cummins Eletrônico ISB (4 e 6 Cilindros)	1936	307
Caminhões C815e (4x2), C1317e (4x2), C1517e (4x2), C1717e (4x2) Com Motor Cummins Eletrônico ISB (4 e 6 Cilindros)	13544	320
Caminhões C815e (4x2), C1317e (4x2), C1517e (4x2), C1717e (4x2) Com Motor Cummins Eletrônico ISB (4 e 6 Cilindros)	13545	321
Caminhões com Motores Cummins	12688	320
Caminhões Power Stroke V8 7.3 12V	2003	311
Campana C/R	0032	313
Capri 2.8	0068	250
Capri	0080	250
Capri 1.3 e 1.6	0220	253
Capri 1.3, 1.6, 2.0	0222	253
Capri 1.3 e 1.6	0280	313
Capri 1.3, 1.5 e 2.0	0307	255
Capri 1.3, 1.6, 2.0, 2000GT	0362	257
Capri	0412	258
Capri 2.3	0482	260
Capri 1.6, 2.0	0520	261
Capri II 2.3, 2.8	0108	251

Ford	Nº ZEN	Pg.
Cargo com motor Cummins	0497	261
Cargo 7.8 lts	0625	265
Cargo 7.8 lts	0755	269
Cargo Cummins ISBe 6 cil	1623	292
Cargo	1743	298
Cargo	1785	300
Cargo 1113	0085	250
Cargo 1114	0505	261
Cargo 1117	0505	261
Cargo 1217	1523	289
Cargo 1218	0505	261
Cargo 1313	0085	250
Cargo 1314	0505	261
Cargo 1317	0505	261
Cargo 1416, 1722, 1716	12682	320
Cargo 1417	1523	289
Cargo 1418	0505	261
Cargo 1421 Cummins	1523	289
Cargo 1514	0505	261
Cargo 1517	0505	261
Cargo 1615	0505	261
Cargo 1618	0505	261
Cargo 1618	0748	269
Cargo 1618	1372	287
Cargo 1619	0505	261
Cargo 1622 Cummins 6CTAA 8.3	1648	293
Cargo 1622 1630, 2422, 2425, 2622, 2626, 2630, 2631, 3222, 4030 com motor Cummins 6CTAA 8,3 litros	13130	317
Cargo 1622, 1630, 2422, 2425, 2622, 2626, 2630, 2631, 3222, 4030 6CTAA 8,3 litr com motor Cummins	1809	301
Cargo 2215	0505	261
Cargo 2218	0505	261
Cargo 2218 T	0505	261
Cargo 2319	0505	261
Cargo 2422 Cummins 6CTAA 8.3	1648	293
Cargo 2425 Cummins 6CTAA 8.3	1648	293
Cargo 2425 Mixer Cummins 6CTAA 8.3	1648	293
Cargo 2630 Cummins 6CTAA 8.3	1648	293
Cargo C 1215	0105	251
Cargo C 1215	1364	287
Cargo C 1216	0105	251
Cargo C 1216	1364	287
Cargo C 1216 6BT	1691	295
Cargo C 1217	0105	251
Cargo C 1217	1364	287
Cargo C 1317 E	1697	295
Cargo C 1412 6BTA	1691	295
Cargo C 1415	0105	251
Cargo C 1415	1364	287
Cargo C 1416	0105	251
Cargo C 1416	1364	287
Cargo C 1416 6BT	1691	295
Cargo C 1417	0105	251
Cargo C 1417	1364	287
Cargo C 1421	0105	251
Cargo C 1421	1364	287
Cargo C 1517 E	1697	295

Ford	Nº ZEN	Pg.
Cargo C 1617	0105	251
Cargo C 1617	1364	287
Cargo C 1617 6BTAA	1691	295
Cargo C 1621	0105	251
Cargo C 1621	1364	287
Cargo C 1621 6BTAA	1691	295
Cargo C 1717 E	1697	295
Cargo C 1722 E	1697	295
Cargo C 2422 E	1697	295
Cargo C 2428 E	1697	295
Cargo C 2622 E	1697	295
Cargo C 2628 E	1697	295
Cargo C 814	0105	251
Cargo C 814	1364	287
Cargo C 815	0105	251
Cargo C 815	1364	287
Cargo C 815 E	1697	295
Cargo Eletrônico - 1932, 2632, 2932, 4532 e 5032 com motor Cummins ISL 8.3L	1809	301
Cargo Eletrônico - 2632, 2932, 4532 e 5032(Substituído por 38MT 8200486)	1809	301
Cargo Eletrônico 2632, 2932, 4532 e 5032	13130	317
Cargo Série D, K	0480	260
Cargo Séries	0419	258
Club 8 Cil 4.3L 4261cc 260cid	0053	249
Club 8 Cil 4.7L 4727cc 289cid	0053	249
Club Wagon 8 Cil 4.3L 4261cc 260cid	0053	249
Club Wagon 8 Cil 4.7L 4727cc 289cid	0053	249
Consul 2.3	0108	251
Consul 1.7	0307	255
Consul 2.0	0362	257
Consul	0412	258
Contour	1208	286
Corcel I	0044	248
Corcel II 1.6	0108	251
Corcel II com motor CHT	0293	255
Cougar	0653	266
Country Sedan 6 Cil 3.9L 240cid	0053	249
Country Sedan 6 Cil 3.9L 3933cc 240cid	0053	249
Country Sedan 8 Cil 4.3L 4261cc 260cid	0053	249
Country Sedan 8 Cil 4.7L 4727cc 289cid	0053	249
Country Sedan 8 Cil 5.0L 302cid	0053	249
Country Sedan 8 Cil 5.0L 4949cc 302cid	0053	249
Country Sedan 8 Cil 5.8L 351cid	0053	249
Country Sedan 8 Cil 5.8L 5752cc 351cid	0053	249
Country Sedan 8 Cil 5.8L 5753cc 351cid	0053	249
Country Squire 6 Cil 3.9L 3933cc 240cid	0053	249
Country Squire 8 Cil 4.3L 4261cc 260cid	0053	249
Country Squire 8 Cil 4.7L 4727cc 289cid	0053	249
Country Squire 8 Cil 5.0L 302cid	0053	249
Country Squire 8 Cil 5.0L 4949cc 302cid	0053	249
Country Squire 8 Cil 5.8L 351cid	0053	249
Country Squire 8 Cil 5.8L 5752cc 351cid	0053	249
Country Squire 8 Cil 5.8L 5753cc 351cid	0053	249
Courier	0342	256
Courier com motor Zetec	0520	261
Courier	0545	262

Ford	Nº ZEN	Pg.
Courier	0890	275
Courier	0908	275
Courier 1.4i 16v	0938	277
Courier Zetec (nacional) 1.6 16V	0938	277
Courier 1.8 diesel	0962	278
Courier 1.0L / 1.6L Zetec Rocam	0965	278
Courier 1.6	1208	286
Courier 1.0L Zetec Rocam	1533	289
Courier 1.6L Zetec Rocam	1533	289
Courier	1686	295
Crown Victoria LX V8 4.6 Gas.	1199	285
Crown Victoria LX V8 4.6 Gas.	1226	287
Crown Victoria Police Interceptor V8 4.6 Gas.	1199	285
Crown Victoria Police Interceptor V8 4.6 Gas.	1226	287
Crown Victoria Touring Sedan V8 4.6 Gas.	1199	285
Crown Victoria S V8 4.6 Gas.	1199	285
Crown Victoria S V8 4.6 Gas.	1226	287
Crown Victoria Touring Sedan V8 4.6 Gas.	1226	287
Cummins ISB02 5.8 12V	2003	311
Custom 6 Cil 3.9L 3933cc 240cid	0053	249
Custom 8 Cil 4.3L 4261cc 260cid	0053	249
Custom 8 Cil 4.7L 4727cc 289cid	0053	249
Custom 8 Cil 5.0L 4949cc 302cid	0053	249
Custom 8 Cil 5.8L 5752cc 351cid	0053	249
Custom 8 Cil 5.8L 5753cc 351cid	0053	249
Custom 500 6 Cil 3.9L 240cid	0053	249
Custom 500 6 Cil 3.9L 3933cc 240cid	0053	249
Custom 500 8 Cil 4.3L 260cid	0053	249
Custom 500 8 Cil 4.7L 289cid	0053	249
Custom 500 8 Cil 5.0L 302cid	0053	249
Custom 500 8 Cil 5.0L 4949cc 302cid	0053	249
Custom 500 8 Cil 5.8L 351cid	0053	249
Custom 500 8 Cil 5.8L 351cid Windsor Eng	0053	249
Custom 500 8 Cil 5.8L 5752cc 351cid	0053	249
Custom 500 8 Cil 5.8L 5753cc 351cid	0053	249
D0707	0661	266
D0810	0661	266
D0910	0661	266
D1010	0661	266
D1111	0661	266
D1211	0661	266
D1314	0661	266
Del Rey 1.6	0108	251
Del Rey Scala com motor CHT	0293	255
E150 V8 5.4L 330cid	1942	307
E250 V8 5.4L 330cid	1942	307
E350 Super Duty V10 6.8L 415cid	1942	307
E350 Super Duty V8 5.4L 330cid	1942	307
E450 Super Duty V10 6.8L 415cid	1942	307
E450 Super Duty V8 5.4L 330cid	1942	307
E450 Econoline Super Duty V10 6.8L 415cid	9705	315
EcoSport 1.0L / 1.6L Zetec Rocam	0965	278
EcoSport 1.0L Supercharger	0965	278
EcoSport 2.0i - 16V	1482	288
Ecosport 1.0L Supercharger	1533	289
Ecosport 1.0L Zetec Rocam	1533	289
Ecosport 1.6L Zetec Rocam	1533	289

Ford	Nº ZEN	Pg.
Ecosport 2.0	1585	291
Ecosport 2.0 Duratec Manual	1787	300
Ecosport 2.0 Duratec Automático	1788	300
EcoSport	1871	303
EcoSport 1.5 Transm. Manual	1964	308
EcoSport 1.5 Transm. Automatica	1969	309
Edge V6 3.5L 3496cc 213cid	1677	294
Edge V6 3.7L 3726cc 227cid	1677	294
Edge	1871	303
Escape 6 cil	1192	285
Escape 4 cil	1208	286
Escape 4 cil	1228	287
Escape 2.3L (140) L4	1585	291
Escape 4 cil	1585	291
Escort 1.3, 1.6 CHT	0108	251
Escort 1.1 e 1.3	0220	253
Escort 1.1, 1.3, 1.6	0222	253
Escort RS 1600	0222	253
Escort RS 2000	0222	253
Escort 1.3, 1.6 com motor CHT	0293	255
Escort 1.1, 1.3, 1.6, 1.6 D	0520	261
Escort 1.6 D	0633	265
Escort 1.6 e 2.0	0729	268
Escort	0741	269
Escort Audi	0753	269
Escort Audi 827 c/ MQ	0762	270
Escort Audi	0798	271
Escort Diesel	0820	272
Escort 1.6 diesel	0962	278
Escort 1.6L Zetec Rocam	0965	278
Escort 1.8 EFI	0975	278
Escort 1.8	1193	285
Escort	1208	286
Escort	1225	286
Escort 1.6L Zetec Rocam	1533	289
Escort 1.6i, 1.8i, 2.0i	12685	320
Escort	12717	320
Escort Ghia	0323	256
Escort GL L4 1.9 gasolina	0455	260
Escort GL	0467	260
Escort GT L4 1.9 gasolina	0455	260
Escort Guaruja	0467	260
Escort Hobby 1.6	0108	251
Escort Hobby	0729	268
Escort L L4 1.9 gasolina	0455	260
Escort L Zetec	0990	279
Escort L4 2.0L 1989cc 122cid Diesel	0681	267
Escort LX L4 1.9 gasolina	0455	260
Escort Pony L4 1.9 gasolina	0455	260
Escort RS 2000	0362	257
Escort SEE: 120-330 1.8L Diesel	1171	284
Escort Van	0380	313
Escort XR3	0639	265
Escort XR3	0729	268
Especial/Special	0440	259
Especial/Special	0674	267
Especial/Special Cummins	1684	295

Ford	Nº ZEN	Pg.
Especial/Special Com Motores Cummins e Cummins 4BT	12684	320
Excursion V10 6.8L 415cid	9705	315
Excursion V8 5.4L 330cid	9705	315
Expedition 4.6, 5.4 V8	0959	278
Expedition V8 5.4L 330cid	1942	307
Expedition V8 4.6L 281cid	9705	315
Expedition V8 5.4L 330cid	9705	315
Expedition V8 5.4L 5409cc 330cid	9705	315
Explorer V6 3.5L 3490cc 213cid	1677	294
Explorer V6 3.5L 3496cc 213cid	1677	294
F 4000 4BT	1691	295
F Séries Pick Up 5.0 Its	1192	285
F Séries Pick Up 5.8 Its	1192	285
F Séries Pick Up 5.0 Its	1224	286
F Séries Pick Up 5.8 Its	1224	286
F100	0001	248
F100	0025	248
F100 Gasolina	0056	249
F100	0160	252
F100	0162	252
F100	0861	274
F100 MWM SÉRIE X - 10 E 229	1596	291
F100	12682	320
F100	12684	320
F1000	0025	248
F1000 Georgia	0082	250
F1000 MWM	0085	250
F1000 gasolina 6 cil	0162	252
F1000 Maxion HSD	0657	266
F1000 4.9L Gasolina	0794	271
F1000 Maxion TN1 HSD Diesel	0861	274
F1000 Maxion HSD	0916	276
F1000 4.9L 6 cil a gasolina	1192	285
F1000 Diesel	1217	286
F1000 4.9L 6 cil a gasolina	1224	286
F1000 MWM	1372	287
F1000 MWM SÉRIE X - 10 E 229	1596	291
F1000 Maxion HS 4 cil 2.5	1635	293
F1000	12682	320
F11000 Perkins 6 cil	0024	248
F11000 MWM	0085	250
F11000 Perkins 6 cil	1359	287
F12000 Perkins 6 cil Diesel	0024	248
F12000 MWM	0085	250
F12000	0629	265
F12000 MWM	0748	269
F12000	1194	285
F12000 Perkins 6 cil	1359	287
F12000 Cummins B Aftercooler 5.9	1623	292
F13000 Perkins 6 cil Diesel	0024	248
F13000 MWM	0085	250
F13000 Perkins 6 cil	1359	287
F14000 MWM	0085	250
F14000	0629	265
F14000 MWM	0748	269
F14000	1194	285

Ford	Nº ZEN	Pg.
F14000 MWM SÉRIE X - 10 E 229	1596	291
F14000 Cummins B Aftercooler 5.9	1623	292
F14000 Com Motor MWM	12682	320
F150	0025	248
F150	0162	252
F150	0861	274
F150	1192	285
F150	1224	286
F150	1552	290
F150 MWM SÉRIE X - 10 E 229	1596	291
F150 V8 5.0L 4951cc 302cid	1942	307
F150 V8 6.2L 6210cc 379cid	1942	307
F150 V8 4.6L 281cid	9705	315
F150 V8 5.4L 330cid	9705	315
F150 Heritage V8 4.6L 281cid	9705	315
F150 Heritage V8 5.4L 330cid	9705	315
F16000 Cummins B Aftercooler 5.9	1623	292
F19000 MWM	0085	250
F2000 Ford 4 cil	0024	248
F2000 MWM	0085	250
F2000 Ford 4 cil	1359	287
F21000 MWM	0085	250
F22000 MWM	0085	250
F250	0162	252
F250 MWM	0991	279
F250 MWM	1022	280
F250 Cummins	1027	280
F250 Cummins ISBe4	1090	282
F250 V6 a gasolina	1192	285
F250	1552	290
F250 MWM SÉRIE X - 10 E 229	1596	291
F250	1675	294
F250	1684	295
F250	1845	302
F250 Super Duty V8 6.2L 6210cc 379cid	1942	307
F250 V8 4.6L 281cid	9705	315
F250 V8 5.4L 330cid	9705	315
F250 Super Duty V10 6.8L 415cid	9705	315
F250 Super Duty V8 5.4L 330cid	9705	315
F350	0001	248
F350 Gasolina	0056	249
F350	0162	252
F350	1022	280
F350 Cummins	1026	280
F350 Cummins B Aftercooler 3.9	1090	282
F350	1675	294
F350	1845	302
F350 Super Duty V8 6.2L 6210cc 379cid	1942	307
F350 Heavy Duty	1082	282
F350 Super Duty V10 6.8L 415cid	9705	315
F350 Super Duty V8 5.4L 330cid	9705	315
F3500 MWM SÉRIE X - 10 E 229	1596	291
F400 MWM	0085	250
F400	0162	252
F4000 Ford 4 cil	0024	248
F4000 MWM	0085	250
F4000	0105	251

Ford	Nº ZEN	Pg.
F4000	0497	261
F4000 MWM	0748	269
F4000 Cummins	1027	280
F4000 Cummins B Aftercooler 3.9	1090	282
F4000 Ford 4 cil	1359	287
F4000	1364	287
F4000 MWM	1372	287
F4000 MWM SÉRIE X - 10 E 229	1596	291
F4000 Cummins	1675	294
F450 Super Duty V10 6.8L 415cid	1942	307
F450 Heavy Duty	1082	282
F450 Super Duty V10 6.8L 415cid	9705	315
F53 V10 6.8L 415cid	1942	307
F53 V10 6.8L 415cid	9705	315
F550 Super Duty V10 6.8L 415cid	1942	307
F550 Super Duty V10 6.8L 415cid	9705	315
F59 V10 6.8L 415cid	1942	307
F600	0001	248
F600 Gasolina	0032	313
F600 Gasolina	0056	249
F600	0162	252
F700 Diesel	0629	265
F700	1194	285
F7000 MWM	0085	250
F7000 MWM SÉRIE X - 10 E 229	1596	291
F75 Georgia	0082	250
F800	0625	265
F800	0755	269
F9000	0624	265
F9000	0858	274
Fairlane 6 Cil 4.1L 250cid	0053	249
Fairlane 6 Cil 4.1L 4097cc 250cid	0053	249
Fairlane 6 Cil 4.1L 4098cc 250cid	0053	249
Fairlane 8 Cil 3.6L 221cid	0053	249
Fairlane 8 Cil 3.6L 3622cc 221cid	0053	249
Fairlane 8 Cil 4.3L 260cid	0053	249
Fairlane 8 Cil 4.3L 4261cc 260cid	0053	249
Fairlane 8 Cil 4.7L 289cid	0053	249
Fairlane 8 Cil 4.7L 4727cc 289cid	0053	249
Fairlane 8 Cil 5.0L 302cid	0053	249
Fairlane 8 Cil 5.0L 4949cc 302cid	0053	249
Fairlane 8 Cil 5.8L 351cid	0053	249
Fairlane 8 Cil 5.8L 5752cc 351cid	0053	249
Fairlane 8 Cil 5.8L 5753cc 351cid	0053	249
Fairlane 77	0160	252
Fairlane	0162	252
Fairmont	0653	266
Falcon 6 Cil 3.3L 200cid	0053	249
Falcon 6 Cil 3.3L 3277cc 200cid	0053	249
Falcon 6 Cil 3.3L 3278cc 200cid	0053	249
Falcon 6 Cil 4.1L 250cid 1	0053	249
Falcon 6 Cil 4.1L 4097cc 250cid	0053	249
Falcon 6 Cil 4.1L 4098cc 250cid	0053	249
Falcon 8 Cil 4.3L 260cid	0053	249
Falcon 8 Cil 4.3L 4261cc 260cid	0053	249
Falcon 8 Cil 4.7L 289cid	0053	249
Falcon 8 Cil 4.7L 4727cc 289cid	0053	249

Ford	Nº ZEN	Pg.
Falcon 8 Cil 5.0L 302cid	0053	249
Falcon 8 Cil 5.0L 4949cc 302cid	0053	249
Falcon 8 Cil 5.8L 351cid	0053	249
Falcon 8 Cil 5.8L 5752cc 351cid	0053	249
Falcon 8 Cil 5.8L 5753cc 351cid	0053	249
Falcon	0160	252
Falcon	0161	252
Falcon	0162	252
Falcon	0205	253
Festiva	0636	265
Fiesta 1.1, 1.3, 1.6	0222	253
Fiesta XR2	0222	253
Fiesta 1.0, 1.1	0280	313
Fiesta 1.0, 1.1, 1.3, 1.4, 1.6 D	0520	261
Fiesta 1.6 D	0633	265
Fiesta	0890	275
Fiesta Zetec (nacional) 1.4 16V	0938	277
Fiesta 1.6 diesel	0962	278
Fiesta 1.0L / 1.6L / Zetec Rocam	0965	278
Fiesta 0.9 e 1.0	0975	278
Fiesta	1208	286
Fiesta 1.0L Zetec Rocam	1533	289
Fiesta 1.6L Zetec Rocam	1533	289
Fiesta 1.2, 1.4, 1.6 16V	1597	291
Fiesta	1686	295
Fiesta	1871	303
Fiesta L4 1.6L 1596cc 97cid	1933	307
Fiesta L4 1.6L 1596cc 97cid VIN	1933	307
Fiesta L4 1.6L 1598cc 98cid	1933	307
Fiesta	12717	320
Fiesta SEE: 120-330 1.8L Diesel	1171	284
Fiesta Van	0380	313
Flex V6 3.5L 3496cc 213cid	1677	294
Focus	0990	279
Focus 2.0I - 16V	1482	288
Focus 1.0L Zetec Rocam	1533	289
Focus 2.3L (140) L4	1585	291
Focus 1.4, 1.6 16V	1597	291
Focus	1756	298
Focus 2.0 Duratec Manual	1787	300
Focus 2.0 Duratec Automático	1788	300
Focus	1871	303
Focus II 1.4L 1388cc	1933	307
Focus II 1.6L 1596cc	1933	307
Focus 2.0	1986	310
Focus 2.3	1986	310
Focus C Max 1.6L 1596cc	1933	307
Focus C Max 2000	1714	296
Focus I 1400 Zetec S	1820	301
Focus I 1600 Zetec S	1820	301
Focus II 2000	1714	296
Focus I4 Automático/Manual	1617	292
Ford 300 8 Cil 4.3L 4261cc 260cid	0053	249
Ford 300 8 Cil 4.7L 4727cc 289cid	0053	249
Ford F series diesel	1676	294
Ford PMGR Noseless Starters	9781	315
Ford Truck Cummins	1194	285

Ford	Nº ZEN	Pg.
FT 100	0108	251
FT 125	0108	251
FT 130	0108	251
FT 150	0108	251
FT 175	0108	251
FT 190	0108	251
FT 60	0108	251
FT 75	0108	251
FT 900	0108	251
FT100	0293	255
FT100	0313	255
FT100	0528	262
FT120	0313	255
FT120	0528	262
FT125	0293	255
FT130	0293	255
FT130	0313	255
FT130	0528	262
FT150	0293	255
FT160	0313	255
FT160	0528	262
FT175	0293	255
FT190 1.7	0293	255
FT190	0313	255
FT190	0528	262
FT75	0293	255
FT80	0528	262
Fusion	1871	303
Fusion L4 2.3L 140cid	1764	299
Fusion L4 2.5L 2488cc 152cid	1764	299
Galaxie	0001	248
Galaxie 6 Cil 3.9L 3933cc 240cid	0053	249
Galaxie 8 Cil 4.3L 4261cc 260cid	0053	249
Galaxie 8 Cil 4.7L 4727cc 289cid	0053	249
Galaxie	0056	249
Galaxie	0126	251
Galaxie 500 6 Cil 3.9L 240cid	0053	249
Galaxie 500 6 Cil 3.9L 3933cc 240cid	0053	249
Galaxie 500 8 Cil 4.3L 260cid	0053	249
Galaxy	0068	250
Galaxy	0108	251
Galaxy 2.8	0900	275
Galaxy 2.0	0937	277
Galaxy 2.3 16V e 1.9 TDI	1926	306
Galaxy 2.0	1986	310
Galaxy 2000	1714	296
Galaxy 2200	1714	296
Ghia 1.6 e 1.8	0467	260
Granada 2.8	0068	250
Granada	0080	250
Granada 1.7, 2.0, 2.3, 2.6, 2.8	0108	251
Granada	0222	253
Granada 1.7 e 2.0 V6	0307	255
Granada 2.0	0362	257
Granada 1.9, 2.0 diesel	0365	257
Granada 2.5 Diesel	0406	258
Granada	0412	258

Ford	Nº ZEN	Pg.
Granada 2.0, 2.3, 2.4, 2.8, 2.9	0482	260
Granada 2.0	0520	261
Granada 2.5 D	0632	265
Granada	0961	278
Guarujá	0323	256
Heavy Duty F250 / F350 Series	1081	282
Ka	0890	275
Ka 1.0L / 1.6L Zetec Rocam	0965	278
Ka 1.3	1156	283
Ka	1208	286
Ka 1.0L Zetec Rocam	1533	289
Ka 1.6L Zetec Rocam	1533	289
Ka	1686	295
Ka	1825	302
KA Hatch, Sedan 1.5L DRAGON TIVCT 12V FLEX com Transm. Manual de 5 velocidades (MODELO MX65)	1964	308
KA 1.5L DRAGON TIVCT 12V Transm. Automatica de 6 velocidades (6F15)	1969	309
Ka	12717	320
Ka +	1825	302
Ka II 1.3	1156	283
Ka III 1.3	1156	283
Kuga 2000	1714	296
Landau	0001	248
Landau	0126	251
Landau e LTD	0056	249
Laser	0144	252
Laser	0340	256
Laser	0475	260
Lincoln MKS V6 3.5L 3490cc 213cid	1677	294
Lincoln MKS V6 3.5L 3496cc 213cid	1677	294
Lincoln MKS V6 3.7L 3726cc 227cid	1677	294
Lincoln MKT V6 3.5L 3496cc 213cid	1677	294
Lincoln MKT V6 3.7L 3726cc 227cid	1677	294
Lincoln MKX V6 3.5L 3496cc 213cid	1677	294
Lincoln MKX V6 3.7L 3726cc 227cid	1677	294
Lincoln MKZ V6 3.7L 3726cc 227cid	1677	294
Lincoln Navigator 5.4 V8	0959	278
LN9000	0624	265
LN9000	0858	274
LT Trucks E-Series Vans 7.3 L - Diesel	1081	282
LT Trucks Excursion 7.3 L - Diesel	1081	282
LTD	0126	251
Maverick 6 Cil	0015	248
Maverick Georgia 4 cil	0082	250
Maverick 4 cil	0115	251
Maverick com motor 302 CID 8 cil	0126	251
Maverick 2.7 D	1070	282
Maverick 2700	1947	308
Maverick 2400	0712	268
MED. HD. TRK	0556	262
Mercury	1225	286
Mercury Mystique 2.0 L 4 cil	1208	286
Mercury Sable V6 3.5L 3496cc 213cid	1677	294
Meteor	0475	260
Mondeo 1.8i e 2.0i	0520	261
Mondeo	0821	272

Ford	Nº ZEN	Pg.
Mondeo 1.8 Turbo Diesel	0962	278
Mondeo 1.8 e 2.0	0990	279
Mondeo 2.4	1539	289
Mondeo 2.0	1986	310
Mondeo 95 CLX 16 V	0823	273
Mondeo CLX	1208	286
Mondeo Mk4 2000	1714	296
Mustang	1199	285
Mustang V8 4.6L 281cid	9705	315
Mustang GT V8 4.6 Gas.	1226	287
Mustang Cobra V8 4.6 Gas.	1199	285
Mustang Cobra V8 4.6 Gas.	1226	287
Mustang GT V8 4.6 Gas.	1199	285
Mustang II L4 2.0L 1989cc 122cid	0205	253
Mustang II L4 2.0L 1993cc 122cid	0205	253
Mustang II L4 2.3L 140cid	0205	253
Mustang II L4 2.3L 2295cc 140cid	0205	253
Mustang II L4 2.3L 2302cc 140cid	0205	253
N0708	0661	266
N0710	0661	266
N0808	0661	266
N0810	0661	266
N0812	0661	266
N0814	0661	266
N0910	0661	266
N0914	0661	266
N1114	0661	266
N1414	0661	266
NA1814	0661	266
NA2214	0661	266
New Fiesta	1791	300
Nova Ecosport	1791	300
Novo Fiesta 1.0L / 1.6L Zetec Rocam	0965	278
Novo Fiesta 1.0L Supercharger	0965	278
Novo Fiesta 1.0L Supercharger	1533	289
Novo Fiesta 1.0L Zetec Rocam	1533	289
Novo Fiesta 1.6L Zetec Rocam	1533	289
Orion 1.6 D	0520	261
Orion 1.6 D	0633	265
Orion 1.6 diesel	0962	278
Orion SEE: 120-330 1.8L Diesel	1171	284
Pampa 1.6	0068	250
Pampa 1.6	0108	251
Pampa todos com motor CHT	0293	255
Pick Up	0056	249
Pick Up	0115	251
Pick Up (USA) 4.9 / 5.8	1134	283
Pick Up 7.3 D Turbo	0887	275
Pick Up F100 MWM	0772	270
Pick Up F100	12686	320
Pick Up F1000 MWM	0772	270
Pick Up F150 MWM	0772	270
Pick Up F4000 MWM	0772	270
Pick Up Lobo V6	1614	292
Pick Up série F 4.2 (V6), 4.6 e 5.4 (V8), 6.8 (V10)	0959	278
Pinto L4 1.6L 1598cc 98cid	0205	253
Pinto L4 1.6L 1599cc 98cid	0205	253



Ford	Nº ZEN	Pg.
Pinto L4 2.0L 1989cc 122cid	0205	253
Pinto L4 2.0L 1993cc 122cid	0205	253
Pinto L4 2.3L 140cid	0205	253
Pinto L4 2.3L 2295cc 140cid	0205	253
Pinto L4 2.3L 2302cc 140cid	0205	253
PMGR Starters	1225	286
Police Interceptor Sedan V6 3.5L 3496cc 213cid	1677	294
Police Interceptor Sedan V6 3.7L 3726cc 227cid	1677	294
Power Stroke	12675	320
Ranchero	0162	252
Ranger 2.5 D	0818	272
Ranger	0861	274
Ranger 2.5 TD	1024	280
Ranger	1192	285
Ranger Diesel	1217	286
Ranger	1224	286
Ranger	1552	290
Ranger 2.3L (140) L4	1585	291
Ranger 1.8	1612	292
Ranger 1.6	1613	292
Ranger Maxion HS 4 cil 2.5	1635	293
Ranger 2.5 Duratec	1764	299
Ranger 2.2 Duratorq	1807	301
Ranger 3.2 Duratorq	1807	301
Ranger	12682	320
Ranger Duratec HE 2.3	1617	292
Ranger International 3.0 Diesel	0916	276
Ranger International Maxion HS 4 cil. 2.5 e 2.8 Diesel	0916	276
Ranger V6	1553	290
Retroescavadeira	0064	249
Royale com transmissão automática e EFI	0108	251
S Max 2000	1714	296
S Max 2200	1714	296
S-Max 2.0	1986	310
Scala 1.6 CHT	0108	251
Scorpio 2.4, 2.8, 2.8 INJ, 2.9, 2.9 4X4	0482	260
Scorpio 1.8, 2.0 e 2.0 I	0520	261
Scorpio 2.5 D	0632	265
Sierra 1.6, 2.0, 2.3	0108	251
Sierra 2.3	0238	254
Sierra 2.0, 2.3, 2.3 INJ, 2.8, 2.8 4X4, 2.9	0482	260
Sierra 1.3, 1.6, 1.8, 2.0, 2.0 I, 2.3	0520	261
Sierra 2.3 D	0632	265
Sierra 1.6	0742	269
Sierra	0961	278
Sierra D 2.3	0406	258
Sierra Ghia 1.6	0469	260
Sierra L 1.6	0469	260
Sporpio	0961	278
Taurus 2.0, 2.3	0080	250
Taurus 2.0, 2.3	0108	251
Taurus 1.3 e 1.6	0220	253
Taurus 1.3, 1.6, 2.0	0222	253
Taurus 2.0 e 2.3	0238	254
Taurus 2.0 V6	0307	255
Taurus V6 3.5L 3496cc 213cid	1677	294
Taurus	1871	303

Ford	Nº ZEN	Pg.
Taurus V6 3.0	13268	317
Taurus X V6 3.5L 3496cc 213cid	1677	294
Tempo L4 2.0L 1989cc 122cid Diesel	0681	267
Thunderbird LX V8 4.6 Gas.	1199	285
Thunderbird LX V8 4.6 Gas.	1226	287
Tiger Tug (USA) - Cummins	1134	283
TN55	1624	292
TN55D	1624	292
TN55S	1624	292
TN65	1624	292
TN65 Turf	1624	292
TN65D	1624	292
TN65S	1624	292
TN65V	1624	292
TN70	1624	292
TN70D	1624	292
TN70S	1624	292
TN75	1624	292
TN75D	1624	292
TN75S	1624	292
TN75V	1624	292
Topaz	0672	267
Tourneo 2.2 FT300, TDCi	2014	311
Transit 1.0 1250cc	0015	248
Transit	0064	249
Transit Diesel	0398	258
Transit	0412	258
Transit 1.6, 2.0	0475	260
Transit	0528	262
Transit	0861	274
Transit	0907	275
Transit 2.4	1539	289
Transit	1642	293
Transit	1874	304
Transit 2.2 FT250 ,TDCi	2014	311
Transit 2.2 FT260, TDCi	2014	311
Transit 2.2 FT270, TDCi	2014	311
Transit 2.2 FT280, TDCi	2014	311
Transit 2.2 FT290, TDCi	2014	311
Transit 2.2 FT300, TDCi	2014	311
Transit 2.2 FT310, TDCi	2014	311
Transit 2.2 FT330, TDCi	2014	311
Transit 2.2 FT350, TDCi	2014	311
Transit 2.2 FT370, TDCi	2014	311
Transit 2.2 FT410, TDCi	2014	311
Transit 2.2 FT430, TDCi	2014	311
Transit 2.2 FT440, TDCi	2014	311
Transit 2.2 FT460, TDCi	2014	311
Transit 2.2 FT470, TDCi	2014	311
Transit Euroline 2.2 ,TDCi	2014	311
Transit Tourneo 2.2, TDCi	2014	311
Transit 100	0223	253
Transit 1000	0015	248
Transit 1250	0223	253
Transit 1500	0223	253
Transit 800	0223	253
Transit D	0541	262

Ford	Nº ZEN	Pg.
Trator	0669	266
Trator 2000	0155	252
Trator 3000	0155	252
Trator 8000 73	0155	252
Tratores	1837	302
Tratores	1957	308
Tratores	9426	314
Truck Diesel	0670	267
Van	0280	313
Van 7.3 D Turbo	0887	275
Verona	0729	268
Verona	0762	270
Verona 1.8i, 2.0i	12685	320
Verona GLX	0323	256
Verona LX 1.6	0108	251
Versailles 1.8, 2.0 e 2.0i	0108	251
VL com odore	0475	260
XR2	0520	261
XR3	0323	256
XR3 com motor Zetec 1.8	0520	261

Ford New Holland	Nº ZEN	Pg.
8000 8.1, 8430DT	2012	311
8000 8.1, 8630DT	2012	311
8000 8.1, 8830DT	2012	311

Fordson	Nº ZEN	Pg.
Tratores	0096	250

Foton	Nº ZEN	Pg.
Pá Carregadeira FL 917	1711	296

Freightliner	Nº ZEN	Pg.
Caminhão Navistar V8 7.3 12V	2003	311
Caminhões M2 Com Motor MB906/904	1679	295
Caminhões M2 Com Motor MB906/904	1805	300
Caminhões M2 Com Motor MB906/904	1936	307
Caminhões M2 Com Motor MB906/904	13544	320
Caminhões M2 Com Motor MB906/904	13545	321
Cascadia com motor Cummins ISX	1811	301
Cascadia com motor Detroit S60	1811	301
Cascadia com motor MBE4000	1811	301
Cascadia com motor MBE4000	13132	317
Cascadia com motor Cummins ISX	1810	301
Cascadia com motor Cummins ISX	13117	317
Cascadia com motor DD13, DD15, DD16	1810	301
Cascadia com motor DD13, DD15, DD16	13119	317
Cascadia com motor Detroit S60	1810	301
Cascadia com motor Detroit S60	13117	317
Cascadia com motor MBE4000	1810	301
Cascadia com motor MBE4000	13119	317
Century com motor CAT C15, Detroit S60	1811	301
Century com motor MBE4000	1811	301
Century com motor MBE4000	13119	317
Century com motor MBE4000	13132	317
Century com motor CAT C15, Detroit S60	1810	301
Century com motor CAT C15, Detroit S60	13117	317
Century com motor MBE4000	1810	301

Freightliner	Nº ZEN	Pg.
Coronado com motor Cummins ISX	1811	301
Coronado com motor DD15, DD16, DD13	13119	317
Coronado com motor Cummins ISX	1810	301
Coronado com motor Cummins ISX	13117	317
Coronado com motor DD15, DD16, DD13	1810	301
M2 106 com motor Cummins ISB	1809	301
M2 106 com motor Cummins ISC	1811	301
M2 106 com motor Cummins ISC	1810	301
M2 106 com motor Cummins ISC	13118	317
M2 112 com motor DD13	1810	301
Motor Cat C10/C12/C15, C11/C13/C15 Acert Cummins ISX, ISM, N14 e DDC 60 Séries	1810	301
Motor Cat C10/C12/C15, C11/C13/C15 Acert, Cummins ISX, ISM, N14 e DDC 60 Séries	1811	301
Motor MBE 4000	1810	301
Motor MBE 4000	1811	301
Motor MBE 4000	13132	317
Prestolite MS2-510, MS2-511, MS2-514	1811	301
Severe Duty com motor Cummins ISX	1811	301
Severe Duty com motor Cummins ISX	1810	301
Severe Duty com motor Cummins ISX	13117	317
Severe Duty com motor DD13	1810	301
Substitui Mitsubishi FL0379, MIB970379. Denso 428000-4451	1811	301
Substitui Mitsubishi MK0077, 009T70077, 8MJ4298AM e VV0977. Denso 428000-4420, 4	1811	301

Gehl	Nº ZEN	Pg.
Mini carregadeira SL5635 F4M1011F	1699	296
Mini carregadeira SL5635DXT BF4M1011F	1699	296

General Motors/Chevrolet	Nº ZEN	Pg.
400	0020	248
400	1184	284
4006MT	0118	251
6500 Kodiak GM 7.0L(427) V8 Gasolina	0774	270
7000 FWD Control 6 Cil.	1827	302
8000MT	0118	251
8500 FWD Control 6 Cil.	1827	302
Acadia V6 3.6L 217cid	0806	272
Acadia V6 3.6L 3564cc 217cid	0806	272
Agile 1.4	1745	298
Ágile 1.4 Gasolina e Flex	1911	305
Ascona	0243	254
Astra 1.8i	0745	269
Astra 2.0i 16v	0745	269
Astra 1.8	0770	270
Astra 1.8 / 2.0 / 2.0 16V	1209	286
Astra 1.8 e 2.0	10003	312
Astra 1.8i, 2.0i, 2.0 MPFI, 2.0i 16V	12683	320
Astra	12720	320
Astra 1.8 e 2.0	12720	320
Astra 2.0 MPFI	0745	269
Astra Sedan 1.8i	0745	269
Astra Sedan 2.0i	0745	269
Astra Sedan 2.0i 16v	0745	269
Astra Sedan 1.8i, 2.0i, 2.0 MPFI, 2.0i 16V	12683	320
Avalanche 5.3L(325) V8	10003	312
Avalanche 5.3L(325) V8	12720	320

General Motors/Chevrolet	Nº ZEN	Pg.
Aveo 1.2 LPG Start/Stop	1908	305
Aveo 1.4 D Start/Stop	1908	305
B7 V8 7.0L 7011cc 427cid	0774	270
Blazer	0292	255
Blazer 4.3 V6	0756	269
Blazer V6	0770	270
Blazer 2.5 Diesel	0861	274
Blazer	0916	276
Blazer 4.3 V6	0958	277
Blazer Diesel	1168	284
Blazer Maxion HS 4 cil 2.5	1635	293
Blazer 2.2 e 2.4	10003	312
Blazer 2.2 EFI	12683	320
Blazer	12720	320
Blazer 2.2 e 2.4	12720	320
Blazer 2.2 EFI	0745	269
Blazer DLX	12682	320
Blazer V6 USA	0610	264
Blitz	0243	254
Buick	0020	248
C Séries C1500 6.5	1198	285
C Séries C1500 6.5 Turbo	1198	285
C Séries C1500 6.5 Turbo Suburban	1198	285
C Séries C2500 6.2	1198	285
C Séries C2500 6.5	1198	285
C Séries C2500 6.5 Turbo	1198	285
C Séries C2500 6.5 Turbo Suburban	1198	285
C Séries C3500 6.5 Turbo	1198	285
C10	0045	249
C10 V8 5.0L 305cid	1189	285
C10 Suburban V8 5.0L 305cid	1189	285
C20	0013	248
C20	0020	248
C20 V8 5.0L 305cid	1189	285
C20 Suburban V8 5.0L 305cid	1189	285
C2500 V6 4.3L 262cid	1189	285
C4500 Kodiak V8 8.1L 496cid	0774	270
C5500 Kodiak V8 8.1L 496cid	0774	270
C5500 Kodiak GM 6.0L(366) V8 Gasolina	0774	270
C5500 Kodiak GM 7.0L(427) V8 Gasolina	0774	270
C5500 Kodiak GM 7.4L(454) V8 Gasolina	0774	270
C5500 Kodiak GM 8.1L(496) V8 Gasolina	0774	270
C60 GM 6.0L(366) V8 Gasolina	0774	270
C60 GM 7.0L(427) V8 Gasolina	0774	270
C60 GM 7.4L(454) V8 Gasolina	0774	270
C60 GM 8.1L(496) V8 Gasolina	0774	270
C60 Kodiak V8 6.0L 366cid	0774	270
C60 Kodiak V8 7.0L 7011cc 427cid	0774	270
C6500 Kodiak V8 6.0L 366cid	0774	270
C6500 Kodiak V8 7.0L 7011cc 427cid	0774	270
C6500 Kodiak V8 7.4L 454cid	0774	270
C6500 Kodiak V8 8.1L 496cid	0774	270
C70 GM 6.0L(366) V8 Gasolina	0774	270
C70 GM 7.0L(427) V8 Gasolina	0774	270
C70 GM 7.4L(454) V8 Gasolina	0774	270
C70 GM 8.1L(496) V8 Gasolina	0774	270
C70 Kodiak V8 6.0L 366cid	0774	270

General Motors/Chevrolet	Nº ZEN	Pg.
C70 Kodiak V8 7.0L 7011cc 427cid	0774	270
C75	0045	249
C7500 Kodiak 8 Cil 7.0L 7011cc 427cid	0774	270
C7500 Kodiak V8 6.0L 366cid GM 6.0L(366) V8 Gasolina	0774	270
C7500 Kodiak V8 7.0L 7011cc 427cid	0774	270
C7500 Kodiak V8 7.4L 454cid	0774	270
C7500 Kodiak V8 8.1L 496cid	0774	270
C7500 Kodiak GM 6.0L(366) V8 Gasolina	0774	270
C7C7500 Kodiak V8 6.0L 366cid	0774	270
C80 GM 6.0L(366) V8 Gasolina	0774	270
C80 GM 7.0L(427) V8 Gasolina	0774	270
C80 GM 7.4L(454) V8 Gasolina	0774	270
C80 GM 8.1L(496) V8 Gasolina	0774	270
Calibra 2.0 / 2.0i / 2.0i 16V	1209	286
Camaro	0522	261
Camaro V6 2.8L 173cid	1189	285
Camaro V6 3.1L 189cid	1189	285
Caminhão com motor 4.53	0114	251
Caminhão com motor Perkins	0121	319
Caminhão com motor Perkins	0201	319
Caminhão Perkins 6 cil	1359	287
Caminhão 14190	0625	265
Caminhão 14190	0755	269
Caminhão D478	0093	250
Caminhão D478	0568	263
Caminhões de linha pesada 6V	0626	265
Capice Modelo Antigo	0522	261
Captiva 3.6	0806	272
Caravan	0045	249
Cavalier 2.4	0756	269
Cavalier 4 cil	0783	271
Celebrity	0653	266
Celta	0837	273
Celta 1.0	0843	273
Celta 1.0	1064	281
Celta 1.0	1745	298
Celta	10003	312
Celta	12720	320
Chevette 1.4 gasolina	0080	250
Chevette 1.4 e 1.6	0108	251
Chevette Junior álcool e gasolina	0108	251
Chevrolet 8 cilindros	0676	267
Chevrolet V6 Citation	0653	266
Chevy Diesel	0737	268
Chevy 500	0108	251
Chevy Lux	0141	252
Chevy Lux	0351	257
Cheyenne 5.3	1989	310
Classic 1.0	1745	298
Cobalt 1.4 e 1.8	1745	298
Cobalt 1.4 Flex	1911	305
Cobalt 1.8 Gasolina e Flex	1911	305
Cobalt	10003	312
Colorado L4 2.5L 2457cc 153cid	1935	307
Colorado L4 2.8L 171cid	1946	308
Corsa 1.0, 1.4	0482	260
Corsa 1.0 e 1.4	0747	269

General Motors/Chevrolet	Nº ZEN	Pg.
Corsa 1.0, 1.4, 1.6 EFI.	0837	273
Corsa	0843	273
Corsa	0945	277
Corsa	1209	286
Corsa	1557	290
Corsa 1.8	10003	312
Corsa 1.8	12720	320
Cruze 1.8	1745	298
Cruze 1.4 Start/Stop	1908	305
Cruze 1.4 turbo 4 Cilindros Gasolina	1922	306
D20	0024	248
D20 Maxion	0826	273
D20	0978	278
D40	0118	251
D6000 com motor Maxion	0118	251
D6000	0978	278
Envoy 5.3L/5.3L XL (325) V8	10003	312
Envoy 5.3L/5.3L XL (325) V8	12720	320
Equinox V6 3.0L 182cid	0806	272
Equinox V6 3.6L 217cid	0806	272
Especial/Special com motor Perkins 6 cil	0024	248
Especial/Special	0624	265
Especial/Special	0858	274
Express Vans 4.8L(291) V8	10003	312
Express Vans 5.3L(325) V8	10003	312
Express Vans 4.8L(291) V8	12720	320
Express Vans 5.3L(325) V8	12720	320
GMC	0610	264
GMC	0611	264
GMC 6100 Maxion 4 Cil.	0978	278
GMC Sonoma 2.2 Its	0612	264
Grand Blazer 4.1	0915	276
Impala Modelo Antigo	0522	261
Impala 3.4L(207) V6	10003	312
Impala 3.4L(207) V6	12720	320
Ipanema 1.8	0108	251
Ipanema 2.0 MPFI	0745	269
Ipanema 2.0 MPFI	12683	320
K10 V8 5.0L 305cid	1189	285
K10 Suburban V8 5.0L 305cid	1189	285
K1500 V6 4.3L 262cid	1189	285
K20 V8 5.0L 305cid	1189	285
K20 Suburban V8 5.0L 305cid	1189	285
K2500 V6 4.3L 262cid	1189	285
K5 Blazer V8 5.0L 305cid	1189	285
Kadett 1.8	0108	251
Kadett	0243	254
Kadett 2.0 MPFI	0745	269
Kadett 2.0 MPFI	12683	320
Kodiak	1608	292
Kodiak C8500 GM 6.0L(366) V8 Gasolina	0774	270
Kodiak C8500 GM 7.0L(427) V8 Gasolina	0774	270
Kodiak C8500 GM 7.4L(454) V8 Gasolina	0774	270
Kodiak C8500 GM 8.1L(496) V8 Gasolina	0774	270
Lanos	0770	270
Lumina V6 3.1 Its e 4.0 Its	0783	271
Lumina (Sedan) 3.1L(189) V6	10003	312

General Motors/Chevrolet	Nº ZEN	Pg.
Lumina(Sedan) 3.1L(189) V6	12720	320
Malibu	0522	261
Malibu 2.4	0756	269
Malibu V6 3.6L 217cid	0806	272
Malibu V6 3.6L 3564cc 217cid	0806	272
Malibu 1.5 4 Cilindros	1922	306
Malibu L4 2.0L 1998cc 122cid	1935	307
Malibu 3.1L(189) V6	10003	312
Malibu 3.1L(189) V6	12720	320
Manta	0243	254
Marajó 1.4 álcool e gasolina	0080	250
Marajó 1.4 e 1.6	0108	251
Meriva 1.8	10003	312
Meriva 1.8	12720	320
Minivan 3.4 Its	0783	271
Montana 1.4	1745	298
Montana 1.4 e 1.8 Gasolina	1911	305
Montana 1.4 Flex	1911	305
Montana	10003	312
Montana	12720	320
Monte Carlo	0522	261
Monte Carlo V6 3.1 Its	0783	271
Monte Carlo 3.4L(207) V6	10003	312
Monte Carlo 3.4L(207) V6	12720	320
Monza	0108	251
Motor	0611	264
Motor 1.8 8V SOCH e 1.8 16V DOCH (Flex)	12720	320
Motor para Empilhadeira Hyster	0610	264
Motor para Empilhadeira Hyster XM50	0612	264
MPV V6 3.4 Its	0783	271
N107	1873	304
N108	1873	304
N109	1873	304
N200	1873	304
N300	1873	304
N300P	1873	304
Nova	0522	261
Novo Corsa	1064	281
Novo Prisma LT e LTZ Com Motor 1.0L e 1.4L SPE/4 (SOCH)	1745	298
Nubira	0770	270
Omega 2.0	0243	254
Omega 3.0, 4.1	0482	260
Omega 2.0i	0745	269
Omega 2.2i	0745	269
Omega 3.0i	0745	269
Omega 2.0i, 2.2i, 3.0i	12683	320
Omega Australiano 3.8 V6	0919	276
Omega CD 4.1	1680	295
Omega Suprema 2.2, 3.0	0482	260
Omega Suprema 2.0i, 2.2i, 3.0i	12683	320
Onix Com Motor 1.0 e 1.4 SPE/4 (SOCH)	1745	298
Onix 1.0 e 1.4 Gasolina	1911	305
Onix 1.0, 1.0 turbo	1966	309
Opala 4 e 6 cil	0020	248
Opala	0045	249
Opala	0046	249

General Motors/Chevrolet	Nº ZEN	Pg.
Orlando 1.4 Start/Stop	1908	305
Pick Up Perkins 4 cil	0024	248
Pick Up Modelo Antigo	0522	261
Pick Up Perkins 4 cil Diesel	1359	287
Pick Up 400	0161	252
Pick Up Apache	0013	248
Pick Up C10	0010	248
Pick Up C10	0045	249
Pick Up C10	0161	252
Pick Up C14	0010	248
Pick Up C15	0010	248
Pick Up C15	0045	249
Pick Up D20 com motor Maxion	0118	251
Pick Up D20	12682	320
Pick Up S10 Importada 2.2 modelo LS /com motor 4cil	0612	264
Pick Up S10 com Motor Maxion HS	12682	320
Pick Up Silverado Sierra Importado DIE	1194	285
Pick Up Sonoma 2.2 lts. Importada	0612	264
Prisma	0837	273
Prisma 1.0 e 1.4 Gasolina	1911	305
Prisma	10003	312
Prisma	12720	320
S10 Importada	0351	257
S10 2.5 Diesel Maxion	0657	266
S10 2.2 Gasolina	0745	269
S10 4.3 V6	0756	269
S10	0770	270
S10 Diesel	0861	274
S10 Maxion HSD	0916	276
S10 MWM Diesel	1063	281
S10 Maxion HS 4 cil 2.5	1635	293
S10 2.8 Diesel	1776	299
S10 Cab. Dupla (nova) 2L03-43 (LCV, N8D)	1935	307
S10 Cab. Simples (nova) 2L03-43 (LCV, N8D)	1935	307
S10 LS DD4	1946	308
S10 2.2 e 2.4	10003	312
S10	12720	320
S10 2.2 e 2.4	12720	320
S10 Blazer V6 2.8L 173cid	1189	285
S10 Blazer V6 4.3L 262cid	1189	285
S10 Pick Up V6 2.8L 173cid	1189	285
S10, EFI, MPFI	12683	320
Safari XT 4.3 V6	0756	269
Sail	1848	303
Saturno 91	0752	269
Savana Vans 4.8L (291) V8	10003	312
Savana Vans 5.3L/5.3L XL (325) V8	10003	312
Savana Vans 4.8L (291) V8	12720	320
Savana Vans 5.3L/5.3L XL (325) V8	12720	320
Série D - d20 Plus Maxion S4T JF 12V	1690	295
Sierra 6.6L Diesel	1608	292
Sierra 5.3	1989	310
Sierra Pick Up 4.8L (291) V8	10003	312
Sierra Pick Up 5.3L/5.3L XL (325) V8	10003	312
Sierra Pick Up 4.8L (291) V8	12720	320
Sierra Pick Up 5.3L/5.3L XL (325) V8	12720	320
Silverado gasolina	0020	248

General Motors/Chevrolet	Nº ZEN	Pg.
Silverado	0454	260
Silverado 4.1	0482	260
Silverado 6.0 - 8.1	0756	269
Silverado 6 cil a gasolina 12V	0915	276
Silverado Maxion S4 Diesel	0978	278
Silverado MWM Diesel	0991	279
Silverado MWM	1022	280
Silverado	1608	292
Silverado 1500 V6 4.3L	1761	298
Silverado 1500 V8 5.3L	1761	298
Silverado 1500 V8 6.2L	1761	298
Silverado 5.3	1989	310
Silverado com Motor MWM	12682	320
Silverado Pick Up 4.8L(291) V8	10003	312
Silverado Pick Up 5.3L(325) V8	10003	312
Silverado Pick Up 4.8L(291) V8	12720	320
Silverado Pick Up 5.3L(325) V8	12720	320
Spark	1048	281
Spectrum L4 1.5L 1471cc 92cid	0498	261
Spectrum L4 1.5L 1471cc 92cid w/Turbo	0498	261
Spectrum L4 1.5L 1471cc 92cid wo/Turbo	0498	261
Spin 1.8	1745	298
Spin 1.8 Gasolina e Flex	1911	305
Spin	10003	312
SSR Sport Truck 5.3L (325) V8	10003	312
SSR Sport Truck 5.3L (325) V8	12720	320
Suburban 5.7 - 7.4 - 8.1	0756	269
Suburban V8 5.3L	1761	298
Suburban 5.3L(325) V8	10003	312
Suburban 5.3L(325) V8	12720	320
Suprema 2.0, 2.0i, 3.0i.	0745	269
Suprema 2.0 / 2.2 / 3.0	1209	286
T5500 GM 6.0L(366) V8 Gasolina	0774	270
T6500 V8 6.0L 366cid	0774	270
T7500 V8 6.0L 366cid	0774	270
Tahoe V8 5.3L	1761	298
Tahoe 4.8L(291) V8	10003	312
Tahoe 5.3L(325) V8	10003	312
Tahoe 4.8L(291) V8	12720	320
Terrain V6 3.0L 182cid	0806	272
Tigra	0837	273
Topkick Trucks 6.6L Diesel	1608	292
Tracker	0595	264
Tracker 1.4 Turbo 4 Cilindros Gasolina	1922	306
Tracker 1.0 e 1.2 turbo	1966	309
Tracker 1.0 AT Start/Stop	2019	312
Tracker 1.2 AT Start/Stop	2019	312
TrailBlazer 2.8 Diesel	1776	299
Trailblazer 5.3L(325) V8	10003	312
Trailblazer 5.3L(325) V8	12720	320
Traverse V6 3.6L 217cid	0806	272
Trax 1.4 AWDS Start/Stop	1908	305
Truck	0625	265
Truck	0755	269
Truck 350	0522	261
Truck Big 10 Modelo Antigo	0522	261
Truck C60/C70	0522	261

General Motors/Chevrolet	Nº ZEN	Pg.
Vectra 2.0	0243	254
Vectra 2.0 16v	0745	269
Vectra 2.0 GSi MPFi / 2.0 GLS MPFi	1209	286
Vectra 2.2	10003	312
Vectra 2.2	12720	320
Vectra CD	0770	270
Vectra GLS 2.0	0745	269
Vectra GSi 2.0i 16v	0745	269
Vectra II (SOHC) 1.8/2.0/2.2 - 8V	12720	320
Venture 3.4L(207) V6	10003	312
Venture 3.4L(207) V6	12720	320
Yukon 4.8L (291) V8	10003	312
Yukon 5.3L/5.3L XL (325) V8	10003	312
Yukon 4.8L (291) V8	12720	320
Yukon 5.3L/5.3L XL (325) V8	12720	320
Zafira 2.0 MPFI	0745	269
Zafira 2.0 SFI 16v	0745	269
Zafira	0770	270
Zafira 2.0	10003	312
Zafira 2.0 MPFI	12683	320
Zafira 2.0	12720	320
Geo	Nº ZEN	Pg.
Spectrum L4 1.5L 1471cc 92cid wo/Turbo	0498	261
GMC	Nº ZEN	Pg.
B7 V8 6.0L 366cid	0774	270
B7 V8 7.0L 7011cc 427cid	0774	270
C1500 V6 4.3L 262cid	1189	285
C1500 V8 5.0L 305cid	1189	285
C1500 Suburban V8 5.0L 305cid	1189	285
C2500 V6 4.3L 262cid	1189	285
C2500 V8 5.0L 305cid	1189	285
C2500 Suburban V8 5.0L 305cid	1189	285
C4500 Topkick V8 8.1L 496cid	0774	270
C5500 Topkick 8 Cil 8.1L 496cid GM 8.1L(496) V8 Gasolina	0774	270
C5500 Topkick V8 8.1L 496cid	0774	270
C5500 Topkick GM 7.0L(427) V8 Gasolina	0774	270
C5500 Topkick GM 7.4L(454) V8 Gasolina	0774	270
C5500 Topkick GM 8.1L(496) V8 Gasolina	0774	270
C5C5500 Topkick GM 6.0L(366) V8 Gasolina	0774	270
C6000 GM 6.0L(366) V8 Gasolina	0774	270
C6000 GM 7.0L(427) V8 Gasolina	0774	270
C6000 GM 7.4L(454) V8 Gasolina	0774	270
C6000 GM 8.1L(496) V8 Gasolina	0774	270
C6000 Topkick V8 7.0L 7011cc 427cid	0774	270
C6500 Topkick V8 7.0L 7011cc 427cid	0774	270
C6500 Topkick V8 8.1L 496cid	0774	270
C6500 Topkick GM 7.0L(427) V8 Gasolina	0774	270
C7000 GM 7.0L(427) V8 Gasolina	0774	270
C7000 GM 8.1L(496) V8 Gasolina	0774	270
C7000 Topkick V8 7.0L 7011cc 427cid	0774	270
C7500 Topkick V8 6.0L 366cid	0774	270
C7500 Topkick V8 7.0L 7011cc 427cid	0774	270
C7500 Topkick V8 7.4L 454cid	0774	270
C7500 Topkick V8 8.1L 496cid	0774	270
C7500 Topkick GM 6.0L(366) V8 Gasolina	0774	270

GMC	Nº ZEN	Pg.
C80 GM 6.0L(366) V8 Gasolina	0774	270
C80 GM 7.0L(427) V8 Gasolina	0774	270
C80 GM 7.4L(454) V8 Gasolina	0774	270
C80 GM 8.1L(496) V8 Gasolina	0774	270
Canyon L4 2.5L 2457cc 153cid	1935	307
Canyon L4 2.8L 171cid	1946	308
Jimmy V8 5.0L 305cid	1189	285
K1500 V6 4.3L 262cid	1189	285
K1500 V8 5.0L 305cid	1189	285
K1500 Suburban V8 5.0L 305cid	1189	285
K2500 V6 4.3L 262cid	1189	285
S15 Jimmy V6 2.8L 173cid	1189	285
S15 Jimmy V6 4.3L 262cid	1189	285
S15 Pick Up 6 Cil 2.8L 173cid	1189	285
S15 Pick Up 6 Cil 4.3L 262cid	1189	285
Sierra 1500 V6 4.3L	1761	298
Sierra 1500 V8 5.3L	1761	298
Sierra 1500 V8 6.2L	1761	298
Sonoma V6 2.8L 173cid	1189	285
T5500 GM 6.0L(366) V8 Gasolina	0774	270
T6500 V8 6.0L 366cid	0774	270
T7500 V8 6.0L 366cid	0774	270
Topkick C8500 GM 6.0L(366) V8 Gasolina	0774	270
Topkick C8500 GM 7.0L(427) V8 Gasolina	0774	270
Topkick C8500 GM 7.4L(454) V8 Gasolina	0774	270
Topkick C8500 GM 8.1L(496) V8 Gasolina	0774	270
Yukon V8 5.3L	1761	298
Yukon V8 6.2L	1761	298
Yukon XL V8 5.3L	1761	298
Yukon XL V8 6.2L	1761	298
Goldoni	Nº ZEN	Pg.
1045R	2021	312
Transcar 23	1065	281
Transporter 336, Universal 224, 226	2021	312
Gradall	Nº ZEN	Pg.
Motor MWM	12684	320
Gurgel	Nº ZEN	Pg.
BR 800	0323	256
Carajas com motor VW AP 1.8	0108	251
Tocantins L	0323	256
TR 1.6	0323	256
Gutbrod	Nº ZEN	Pg.
2500D	2021	312
Hamm	Nº ZEN	Pg.
Máquinas	1979	309
Máquinas Compactadoras 3.1 e 3.6	1699	296
Hanomag	Nº ZEN	Pg.
20	0419	258
22C	0419	258
30	0419	258
33C	0419	258
400D	0419	258

Harley Davidson	Nº ZEN	Pg.
Disc Glide - FXDG	0898	275
Disc Glide - FXRDG	0898	275
Electra Glide - FLH	0898	275
Electra Glide - FLH 1200	0898	275
Electra Glide - FLH-80	0898	275
Electra Glide - FLHS	0898	275
Electra Glide - FLHT	0898	275
Electra Glide Classic - FLHC	0898	275
Electra Glide Classic - FLHTC	0898	275
Electra Glide Special - FLHX	0898	275
Electra Glide Sport - FLHS	0898	275
Electra Glide Super Sport - FLHFB	0898	275
Fat Bob - FXEF	0898	275
Fat Bob - FXEF 1200	0898	275
Fat Bob - FXEF-80	0898	275
Glide Heritage - FLH	0898	275
Harley Davidson FL	0898	275
Harley Davidson FLH	0898	275
Harley Davidson FS	0898	275
Heritage Softail - FLST	0898	275
Heritage Softail Classic - FLSTC	0898	275
Low Glide - FXRS	0898	275
Low Glide Custom - FXRC	0898	275
Moto	1566	290
MY91 - 06 BT except MY06 Dyna	1201	285
MY91 - 06 BT except MY06 Dyna	1566	290
Harvester	Nº ZEN	Pg.
D 430	0224	254
D 432	0224	254
D 439	0224	254
Hatz	Nº ZEN	Pg.
1D60	0931	276
1D80	0931	276
2L41C 1.7, 2 cil.	2007	311
2M41 1.7, 2 cil.	2007	311
3L41C 2.6, 3cil.	2007	311
3M41 2.6, 3cil.	2007	311
4M41 3.4, 4 cil.	2007	311
4M42 3.4, 4 cil.	2007	311
4M43 3.4, 4 cil.	2007	311
E 80 FG - E 80 G - E 85 FG - E 89	0638	265
Motor	1451	287
Série M 1.7, 2 cil.	2007	311
Série M 2.6, 3cil.	2007	311
Série M 3.4, 4 cil.	2007	311
Silent Pack 3.4, 4 cil.	2007	311
Haulotte	Nº ZEN	Pg.
Guindastes	1979	309
Henschel	Nº ZEN	Pg.
F 20, 25, 30, 35	2021	312
Hillman	Nº ZEN	Pg.
Avenger	0170	313
Avenger	0171	313
Hunter	0170	313

Hillman	Nº ZEN	Pg.
Hunter	0171	313
Hino	Nº ZEN	Pg.
Caminhões FB/FF basculante	1098	282
IW	1827	302
NP500	1995	310
NP700	1996	310
W04D	1827	302
Hitachi	Nº ZEN	Pg.
Escavadeira EX100M-2 Isuzu 4BD1	0850	273
Escavadeira EX100-2 Isuzu 4BD1	0850	273
Maxima	1016	279
Motores Estacionários	1725	297
Osgr 2.2KW 12v	1608	292
OSGR 2.2KW 12v	1608	292
S108 116, S108 61 A, B, C, D, E, F, G	0536	262
Tsuru Altima	1016	279
Honda	Nº ZEN	Pg.
Accord 1.6	0327	256
Accord 1.8 - 2.0	0815	272
Accord	0818	272
Accord V 2.0 TDI	1958	308
Accord	9350	314
Accord 1600, 1599cc	0349	257
Accord L4 2.4L 2354cc	1849	303
Accord L4 2.4L 2354cc 144cid	1849	303
Aerodeck	0815	272
Amaze	1887	304
Ballade 1500	0353	257
City	1759	298
Civic	0809	272
Civic	0818	272
Civic 1.7L	1548	290
Civic	1734	297
Civic L4 2.0L 1998cc 122cid	1849	303
Civic 2.0 Diesel	1958	308
Civic VI 2.0 Aerodeck TDi C	1958	308
Civic VI Aerodeck 2.0 iD	1958	308
Civic 1.3 - 1.4 - 1.5 - 1.6	9186	314
Civic	9350	314
Civic 1300 16V	0353	257
Civic 1300, 1343cc D13B1	0353	257
Civic 1200	0349	257
Civic 1250	0349	257
Civic 1300 12V, 1335cc EW2/3	0353	257
Civic 1300 L4 1.3 Gas.	0832	273
Civic 1300 STD L4 1.3 Gas.	0832	273
Civic 1400	0353	257
Civic 1500 D15B2	0353	257
Civic 1500 D15Z	0353	257
Civic DX L4 1.3 Gas.	0832	273
Civic L4 1.3L 1342cc 82cid	0353	257
Civic L4 1.5L 1487cc	0353	257
Civic L4 1.5L 1491cc 91cid	0353	257
Civic L4 1.5L 1493cc	0353	257
Civic L4 1.6L 1590cc 97cid	0353	257



Honda	Nº ZEN	Pg.
Concerto 1.3 - 1.4 - 1.5 (16v)	9186	314
CRV	1734	297
CRX 1300 L4 1.3 Gas.	0832	273
CRX 1500 HF L4 1.5 Gas.	0832	273
CRX 1500 L4 1.5 Gas.	0832	273
CRX 1500 SI L4 1.5 Gas.	0832	273
CRX DX L4 1.5 Gas.	0832	273
CRX HF L4 1.5 Gas.	0832	273
CRX L4 1.5L 1493cc	0353	257
Element L4 2.4L 2354cc	1849	303
Fit	1759	298
New Civic	1943	307
Nippondenso Starter	9504	315
Odyssey 2.3L NonTurbo Gas (F23Z4)	1849	303
Odyssey 2.4L NonTurbo Gas (K24A6)	1849	303
Prelude 2.0	0815	272
Prelude	9350	314
Shuttle 1.5 - 1.6	9186	314
Wagovan L4 1.5L 1487cc	0353	257
Honda Industrial	Nº ZEN	Pg.
GX610K1 18HP	1988	310
GX670 24HP	1988	310
GX670K1 24HP	1988	310
GXV620 20HP	1988	310
GXV670 24HP	1988	310
Huedig	Nº ZEN	Pg.
SDVA200 3.4, 4L41C	2007	311
Hummer	Nº ZEN	Pg.
H1	0767	270
Hurlimann	Nº ZEN	Pg.
Tratores 345 - 355 - 360 - 470 - 480 - 490 - 5110 6130 - 6160 - 358 - 476 - 488T - 496 - 6135 - 6136 - 6160 - 6190	1951	308
Hyster	Nº ZEN	Pg.
Empilhadeira com motor Perkins 4203	0186	253
Empilhadeira com motor Perkins 4236	0186	253
Empilhadeira com motor Perkins GM2500 4C	0186	253
Empilhadeira com motor Perkins GM4100 6 cil	0186	253
Empilhadeira com motor 60XM	0450	259
Empilhadeira com motor H45	0450	259
Empilhadeira	0595	264
Empilhadeira	1195	285
Empilhadeira	1196	285
Empilhadeira Cummins	1205	285
Empilhadeira	1846	302
Empilhadeira H55XM GM 2.2	0783	271
Empilhadeira H80XM	0958	277
Empilhadeira Hyster	0610	264
Empilhadeira Hyster XM50	0612	264
Guindaste KF	0056	249
H-150-275H Perkins 6-354	0649	266
H150	0110	251
H150E	0110	251
H165	0110	251
H165E	0110	251

Hyster	Nº ZEN	Pg.
H180	0110	251
H180E	0110	251
H200	0110	251
H200E	0110	251
H200ES	0110	251
H225	0110	251
H225E	0110	251
H250A	0110	251
H250E	0110	251
H300	0110	251
H350A Perkins 6-354	0649	266
H360A	0110	251
H360AD	0110	251
H400A	0110	251
H400AD	0110	251
H700	0110	251
H800A	0110	251
H80XM	0756	269
Lift TK 4.3L	1473	288
M500	0110	251
M600 Cummins	0097	250
M600	0110	251
P125A	0110	251
P150A	0110	251
P165A	0110	251
P180A	0110	251
XL 80	1473	288
Hyundai	Nº ZEN	Pg.
Accent L4 1.6 1591cc 97cid	1778	299
Accent	1913	306
Accent	1923	306
Accent GLS	0450	259
Accent II 1500, 3 cil.	0617	264
Azera	1800	300
Creta 1.6 Start/Stop	1932	307
Elantra	0595	264
Elantra	1788	300
Elantra	1923	306
Elantra L4 2.0L 1975cc	1775	299
Entourage GLS Mini Passenger Van 4-Door	1800	300
Excel	0450	259
Genesis Coupe	1800	300
Genesis Sedan 4-Door 3.8	1800	300
Getz 1500, 3 cil. D3-EA	0617	264
H 100	1577	291
H-1 2.5 TD - 2.5 TD 4WD	1607	291
H100	1607	291
H100 2.5 Diesel	1794	300
HB20 1.6	1777	299
HB20 1.0	1778	299
HB20 1.0	1912	306
HB20 1.6	1913	306
HR	1024	280
HR	1607	291
HR 2.5 Diesel	1794	300
HR	1872	304

Hyundai	Nº ZEN	Pg.
HR 2.5 TCI	1940	307
I10 1.1	1509	289
i10 1.2, 57kW, 78HP, 1248cc	1950	308
i10 1.2, 63kW, 86HP, 1248cc	1950	308
I20 1.4	1706	296
i20 1.4 Gasolina Start/Stop	1932	307
i20 1.2, 57kW, 78HP, 1248cc	1950	308
i20 1.2, 63kW, 86HP, 1248cc	1950	308
i30	0595	264
I30 1.4/1.6	1706	296
I30 2.0	1775	299
i30 1.4 Gasolina Start/Stop	1932	307
i30 1.6 Gasolina Start/Stop	1932	307
IX20 1.4/1.6	1706	296
IX35 1.4/1.6	1706	296
IX35	1770	299
ix55 3.8 V6	1923	306
Matrix 1500, 3 cil.	0617	264
Migthy	12656	316
Migthy Truck 2.5 ton.	1577	291
Pony	0134	251
Pony	0450	259
Pony	0595	264
Porter 2.5 TD	1607	291
Porter	1794	300
Santa Fé	0595	264
Santa Fé	1800	300
Santa Fé L4 2.0L 1998cc 122cid	1770	299
Solaris	1913	306
Sonata 2.4 e 3.0	0450	259
Sonata 2.4, 3.0	0595	264
Sonata GLS Sedan 4-Door	1800	300
Sonata L4 2.0L 1998cc 122cid VIN B	1770	299
Starex	1794	300
Stellar	0450	259
Stellar	0595	264
Tiburon L4 2.0L 1975cc	1775	299
Tucson	0595	264
Tucson	1847	302
Tucson L4 2.0L 1975cc VIN B	1770	299
Tucson L4 2.4L 2359cc VIN C	1770	299
Veloster L4 1.6 1591cc 97cid	1778	299
Veracruz	1800	300
Veracruz 3.5	1923	306

Hyundai Truck	Nº ZEN	Pg.
Magentis V6 2.7L 2656cc	1771	299
Optima V6 2.7L 2656cc	1771	299
Rondo V6 2.7L 2656cc	1771	299
Santa Fé V6 2.7L 2656cc	1771	299
Tucson L4 2.0L 1975cc	1775	299

Infiniti	Nº ZEN	Pg.
I30 3.0	1017	279
QX4 V6 3.3L 3275cc	0712	268

Ingersoll Rand	Nº ZEN	Pg.
Compressores	1979	309

Innocenti	Nº ZEN	Pg.
Mini	0170	313
Mini	0171	313
MINI 3 Cil	0765	270
Regent	0170	313
Regent	0171	313

Inter	Nº ZEN	Pg.
Especial/Special	0677	267

International	Nº ZEN	Pg.
Caminhões Série 9000 com motor Cummins M11	0110	251
Caminhões Paystar com motor Cummins	13117	317
Caminhões Prostar com motor Cummins	13117	317
Caminhões Transtar com motor Cummins	13117	317
Jacto Perkins 1006/ T	1622	292
Matra Maxion HS 4 cil 2.5	1635	293
Maxion S4	1622	292
Motor MWM	12684	320
Navistar DT360 5.9	1648	293
Navistar DT446 - I6 7.6	1648	293
Navistar DT 444E V8 7.3	1595	291
Perkins 1006/ T	1622	292
Retroscavadeira Maxion S 4	1622	292
Retroscavadeira Maxion HS 4 cil 2.5	1635	293

International Harvester	Nº ZEN	Pg.
Motores	1979	309

Intervational Harvester	Nº ZEN	Pg.
IH 1494	1980	309
IH 1394	1980	309
IH 1594	1980	309
IH 1690	1980	309
IH 1694	1980	309

Ishikawjima	Nº ZEN	Pg.
Especial/Special	9426	314

Isuzu	Nº ZEN	Pg.
Amigo L4 2.3L 2254CC	1957	308
Amigo L4 2.6L 2559CC	1957	308
Ascender 5.3L (325) V8	10003	312
Ascender 5.3L (325) V8	12720	320
C190M	0684	267
Campo 2.5 Diesel	1861	303
Cherry	0382	257
D-Max 1.9 Ddi	1998	310
D-Max 1.9 Ddi 4x4	1998	310
Datsun	0351	257
Engines Industrial Misc. Equipment 3AE1	0785	271
Especial/Special	0448	259
Especial/Special	0663	266
Especial/Special Diesel	0737	268
Especial/Special	0917	276
Especial/Special	1200	285
Especial/Special	1509	289
I Mark L4 1.8L 1817cc gasolina Eng	0349	257
I-Mark L4 1.5L 1471cc	0498	261
I-Mark L4 1.5L 1471cc w/Turbo	0498	261

Isuzu	Nº ZEN	Pg.
I-Mark L4 1.5L 1471cc wo/Turbo	0498	261
Impulse L4 2.0L 1994CC	1957	308
Impulse L4 2.3L 2254CC	1957	308
Industrial	1861	303
Industrial Engine 4JB1	1960	308
KB10 Thermo King estacionário diesel	0376	257
KB20	0141	252
KBD 20 Diesel	0376	257
KBD 25 2.0 Diesel	0376	257
KBD 27, 41, 47	0946	277
KBD 30 diesel	0376	257
Marinha	1861	303
Misc. Industrial Equipment 2AB1	0684	267
Misc. Industrial Equipment 3AB1	0684	267
Misc. Industrial Equipment C-190	0684	267
Motor C240 Diesel	1960	308
Motores Modelo 4ZE1	1957	308
Nippondenso Starter	9504	315
NKR	1858	303
NKR66	1865	303
NPR	1858	303
Pick Up L4 1.8L 1817cc	0349	257
Pickup L4 2.3L 2254CC	1957	308
Pickup L4 2.6L 2559CC	1957	308
Rodeo V6 3.1L 3137cc	1189	285
Trooper Diesel 2.2	0946	277
Trooper 2.8 Diesel	1861	303
Trooper 3.2 LS, LTD, RS	1863	303
Trooper 3.5	1863	303
Trooper L4 2.3L 2254CC	1957	308
Trooper L4 2.6L 2559CC	1957	308
Vanette	0382	257
Vehicross 3.5	1863	303
Iveco	Nº ZEN	Pg.
110 13, 130 13	2021	312
160 8.1, A13FL	2012	311
320-31	0290	254
75 9A, 80 9A, 80 13A, 90 9, 90 13	2021	312
8361 Aifo 8.1	2012	311
Aifo 8031, 4300 2.8	2011	311
Aifo 8031, 5300 2.9	2011	311
Aifo 8041, 4300 3.7	2011	311
Aifo 8041, 5260 3.9	2011	311
Aifo 8041, 5300 3.9	2011	311
Aifo 8051, 4100 4.6	2011	311
Aifo 8051, 5200 4.9	2011	311
Aifo 8061, 24000 5.5	2011	311
Aifo 8061, 25000 5.9	2011	311
Aifo 8061, 25010 5.9	2011	311
Aifo 8061, 4000 5.5	2011	311
Aifo 8061, 4001 5.5	2011	311
Aifo 8061, 4060 5.5	2011	311
Aifo 8061, 4061 5.5	2011	311
Aifo 8061, 5000 5.9	2011	311
Aifo 8061, 5260 5.9	2011	311
Aifo 8361 8.0	2012	311

Iveco	Nº ZEN	Pg.
Aifo 8361 8.1	2012	311
Caminhões 80, 90, 110, 130	1979	309
Daily	1815	301
Daily 2.5 e 2.8	2002	311
Daily II 29 - 35 - 40 - 45 2.3, 2.8 e 3.0 D.	1840	302
Daily II 50 - 60 - 65 2.3, 2.8 e 3.0 D.	1840	302
Daily III 29 - 35 - 40 - 45 - 2.3 e 3.0 D.	1840	302
Daily III 50 - 60 - 65 2.3 e 3.0 D.	1840	302
DI 20C, 25C, 30C 2.9	2011	311
Euro 110 5.9	2012	311
Euro 120 5.9	2012	311
Euro 220 5.9	2012	311
Euro 220T 5.9	2012	311
Euro 230T 5.9	2012	311
Euro 335T 5.9	2012	311
Euro 340T 5.9	2012	311
Euro 435T 5.9	2012	311
Euro 450T 5.9	2012	311
Euro Turbo 6.0	2012	311
Z 110 5.9	2012	311
Z 120 5.9	2012	311
Z 220 T 5.9	2012	311
Z 230 T 5.9	2012	311
Z 235 T 5.9	2012	311
Z 340 T 5.9	2012	311
Jac	Nº ZEN	Pg.
Caminhão 1035	1818	301
J3	1781	300
J3 Turin	1781	300
Jacobsen	Nº ZEN	Pg.
T422D Kubota D950 Diesel	0353	257
Jaguar	Nº ZEN	Pg.
420 E Type	0412	258
Daimler	0475	260
HJ 12 6.0	0818	272
S-Type 3.0L	1585	291
Sovereign 2.9 - 3.6	0475	260
XJ6	0412	258
XJS 5.3 V12	0818	272
XJS 6.0	0818	272
JCB	Nº ZEN	Pg.
409	1979	309
420 / 430	1616	292
4CX Turbocharged/Intercooled	1616	292
807C	1616	292
811	1616	292
812	1616	292
814	1616	292
817	1616	292
818	1616	292
820	1616	292
Carregadeira 0, 52040AGRI	2009	311
Carregadeira 0, 52040WM	2009	311
Carregadeira 2.2, 160	2009	311

JCB	Nº ZEN	Pg.
Carregadeira 2.2, 160WM	2009	311
Carregadeira 2.2, 170/HF	2009	311
Carregadeira 2.2, 180/HF	2009	311
Carregadeira 2.2, 180T/HF	2009	311
Carregadeira 2.2, 190T/HF	2009	311
Carregadeira 2.2, 52040	2009	311
Carregadeira 2.2, 52450	2009	311
Carregadeira 2.2, ICX,HF	2009	311
Carregadeira 2.2, MIDI CXCM	2009	311
Carregadeira 2.2, MIDI CXSS	2009	311
Carregadeira 2.2, TLT25	2009	311
Carregadeira 2.2, TLT30	2009	311
Carregadeira 2.2, TLT30WM	2009	311
Carregadora compacta 2.2, 180T, HF	2009	311
Carregadora compacta 2.2, 190T, HF	2009	311
Escavadeira	0947	277
Escavadeira	1722	297
Escavadora 0, 9030ZTS	2009	311
Escavadora 1.1, 8008CTS	2009	311
Escavadora 1.1, 8014 CST	2009	311
Escavadora 1.1, 8016 CTS	2009	311
Escavadora 1.1, 8018 CTS	2009	311
Escavadora 1.1, 8020 CTS	2009	311
Escavadora 1.5, 8025 ZTS	2009	311
Escavadora 1.5, 8030 CTS, ZTS	2009	311
Escavadora 1.7, 8035 ZTS	2009	311
Escavadora 2.2, 8040 ZTS	2009	311
Escavadora 2.2, 8045 ZTS	2009	311
Escavadora 2.2, 8050 ZTS	2009	311
Fastrac (635) 125	1616	292
Fastrac (635) 145	1616	292
Fastrac 8280 Sisu 6 Cil Tier 4 279 HP 8.4	1698	295
Fastrac 8310 Sisu 6 Cil Tier 4 306 HP 8.4	1698	295
JCB Fastrac (636) 125	1616	292
JCB Fastrac (636) 135	1616	292
JCB Fastrac (636) 155	1616	292
JCB Fastrac (636) 187	1616	292
Mini Escavadora 1.1, 8008CTS	2009	311
Mini Escavadora 1.1, 8010CTS	2009	311
Jeep	Nº ZEN	Pg.
Cherokee	0573	263
Cherokee	0783	271
Cherokee	0905	275
Cherokee V6 2.8L 173cid	1189	285
Cherokee V6 3.2L 3239cc 198cid	1877	304
Cherokee 2.4 L4	1538	289
Cherokee 3.7 V6	1538	289
Comanche V6 2.8L 173cid	1189	285
Eagle 1.6, 1.8, 2.0 T	0595	264
Grand Cherokee	0573	263
Grand Cherokee	0597	264
Grand Cherokee 2.7	2022	312
Jeep Cherokee	0597	264
Jeep Cherokee 4.0	0597	264
Jeep Wrangler 4.0, 4.2	0597	264
Renegade	0376	257

Jeep	Nº ZEN	Pg.
Renegade	0946	277
Renegade	1877	304
Renegade 1.8 Start/Stop	1939	307
Wagoneer V6 2.8L 173cid	1189	285
Wrangler V6 3.8L 3778cc231cid	1970	309
Wrangler V6 3.8L 3778cc231cid VIN1	1970	309
Jeep Truck	Nº ZEN	Pg.
Cherokee L6 4.2L 258cid	0135	252
Cherokee L6 4.2L 4228cc 258cid	0135	252
Cherokee L6 4.2L 4229cc 258cid	0135	252
Cherokee V8 5.9L 360cid	0135	252
Compass L4 2.4L 2360cc 144cid VIN B	1771	299
Patriot L4 2.0L 1998cc 122cid	1771	299
Patriot L4 2.4L 2360cc 144cid	1771	299
Jinma	Nº ZEN	Pg.
Trator 25HP	1733	297
Trator 45HP	1733	297
John Deere	Nº ZEN	Pg.
100F 3.0	1992	310
1020	0497	261
1020U	0304	255
1030	0497	261
1040	0497	261
1065	0497	261
1075	0497	261
1085	0497	261
1120	0497	261
1130	0497	261
1140	0497	261
1420 3 e 4 cil	1647	293
1530	0497	261
1550/608 1H 6 Cil	1595	291
1630	0497	261
1640	0497	261
1830	0497	261
1840	0497	261
2030OU	0304	255
2040	0497	261
2140	0497	261
2140 6359 / 4239D	1647	293
2150	0497	261
2240	0497	261
2254 6068H 6.8L Diesel	1971	309
2330 3 e 4 cil	1647	293
2350	0497	261
2420 3 e 4 cil	1647	293
2530 3 e 4 cil	1647	293
2550	0497	261
2730 3 e 4 cil	1647	293
2750	0497	261
2850 6359 / 4239D	1647	293
2940	0497	261
2950	0497	261
3140 6359 / 4239D	1647	293
316 Motor B43E	0943	277

John Deere	Nº ZEN	Pg.
318 Motor B43E	0943	277
3350 6359 / 4239D	1647	293
3420	1647	293
3530	1647	293
3540 6359 / 4239D	1647	293
3550 6359 / 4239D	1647	293
4039DFM 4cil, 239ci, 3.9L	9459	314
4045DFM50 4cil, 276ci, 4.5L	9459	314
4045DFM70 4 cil, 276ci, 4.5L	9459	314
4045TFM 4cil, 276ci, 4.5L	9459	314
4045TFM50 4cil, 276ci, 4.5L	9459	314
4045TFM75 4cil, 276ci, 4.5L	9459	314
420 2 Cil. 0.78L 771cc 47cid - B48G	0943	277
4420	1647	293
4530 6 cil	1647	293
503 4239 John Deere	9459	314
5045D 3.029 PowerTech, 3cyl. 179 CI Turbo Dsl	1937	307
5200	1709	296
5300	1709	296
5303	1709	296
5310	1709	296
5320N 3029T 3 cil 2.9	1647	293
5400	1709	296
5410 4.5 4 CIL	1647	293
5410	1709	296
5410 4045D 4.5L Diesel	1971	309
5415 4045D 4.5L Diesel	1971	309
5415 Narrow 4045D 4.5L Diesel	1971	309
5415H 4045D 4.5L Diesel	1971	309
5420 4045D 4.5L Diesel	1971	309
5420N 4045D 4.5L Diesel	1971	309
5500	1709	296
5510	1709	296
5510 4045T 4.5L Turbo Diesel	1971	309
5510N 4045T 4.5L Turbo Diesel	1971	309
5520 4045D 4.5L Turbo Diesel	1971	309
5520N 4045T 4 cil 4.5	1647	293
5520N 4045T 4.5L Turbo Diesel	1971	309
5600	1090	282
5600 4039 D 3.9	1647	293
5615 4045T 4.5L Turbo Diesel	1971	309
5649	1647	293
5700 4039T 4 cil 3.9	1647	293
570B 6059D John Deere Dsl	0813	272
5715 4045T 4.5LT urboDiesel	1971	309
5715HC 4045T 4.5L Turbo Diesel	1971	309
6059 Diesel	0813	272
6068 Diesel	0813	272
6205 4045T 4.5L Turbo Diesel	1971	309
627	1647	293
6300 4039T 4 cil 3.9	1647	293
6329D Diesel	0813	272
6414D / T Diesel	0813	272
655 Utility Tractor Various Dsl	0813	272
655B 6068T John Deere Dsl	0813	272
6600 6059T 6 cil 5.9	1647	293
670B 6068H John Deere Dsl	0813	272

John Deere	Nº ZEN	Pg.
672A Various Dsl	0813	272
672B 6068T John Deere Dsl	0813	272
690CR Diesel	0813	272
690D 6414T John Deere Dsl	0813	272
693C 6414T John Deere Dsl	0813	272
693D 6068 Diesel	0813	272
727 6 cil	1647	293
750 Various Dsl	0813	272
750B 6068 Diesel	0813	272
755 6068T John Deere Dsl	0813	272
755 Utility Tractor Various Dsl	0813	272
755A Various Dsl	0813	272
755B Various Dsl	0813	272
76F 2.7	1992	310
770B Various Dsl	0813	272
772B Various Dsl	0813	272
7820/608 1H 6 Cil	1595	291
790 Utility Tractor 6466A John Deere Dsl	0813	272
792 6466A John Deere Dsl	0813	272
793D 6466A John Deere Dsl	0813	272
820	0497	261
830	0497	261
840	0497	261
850B 619 Diesel	0813	272
850B 6466A John Deere Dsl	0813	272
85F 2.7	1992	310
920	0497	261
968	0497	261
969	0497	261
970	0497	261
975	0497	261
9930 359 Diesel	9459	314
AM132702	1880	304
Ar Compressor 1830 4.219DL-03, 3.6	2017	311
Bulldozer 570	1647	293
Bulldozer 570A	1647	293
Carregadeira 824J, 824K JD 13.5L 29HP Diesel	1948	308
Carregadeira 844K JD 13.5L 330HP Diesel	1948	308
Carregadeiras	0427	258
Cefeiro Front F911 Kawasaki 22HP	0950	277
Colheitadeira	1837	302
Colheitadeira 1165	1637	293
Colheitadeira 1175	1637	293
Colheitadeira 1450	1637	293
Colheitadeira 2250 4.239DL, 3.9	2017	311
Colheitadeira 4425 6.539	2017	311
Colheitadeira 4435 6.539	2017	311
Colheitadeira 6610 6076 7.6L Diesel	1952	308
Colheitadeira 6810 Cummins NTA-855 14.0L Turbo Diesel	1952	308
Colheitadeira 6910 6068HT 6.8L Turbo Diesel	1952	308
Colheitadeira 6910 Cummins NTA-855 14.0L Turbo Diesel	1952	308
Colheitadeira 830 3 cil	2017	311
Colheitadeira de Algodão	1754	298
Colheitadeira de algodão 7440 359 Diesel, 5.9	2017	311
Colheitadeira de algodão 7445 359 Diesel, 5.9	2017	311
Colheitadeira de algodão 7450 359 Diesel, 5.9	2017	311
Colheitadeira de algodão 9900 359 Diesel, 5.9	2017	311

John Deere	Nº ZEN	Pg.
Colheitadeira de algodão 9910 359 Diesel, 5.9	2017	311
Colheitadeira de algodão 9920 359 Diesel, 5.9	2017	311
Colheitadeira de algodão 9930 359 Diesel, 5.9	2017	311
Colheitadeira MD330C 164D27Z, 2.7	2017	311
Colheitadeira MD930 4.219DZ-05, 3.6	2017	311
Colheitadeira MD932 4.239DZ-04, 3.9	2017	311
Colheitadeira MD935 4.219DZ-05, 3.6	2017	311
Colheitadeira MD940 4.239DZ-01, 3.9	2017	311
Colheitadeira MD942 4.239DZ-03, 3.9	2017	311
Colheitadeira MD950 6.329DZ-02, 5.4	2017	311
Escavadeira 450C LC	1948	308
Especial/Special	0624	265
Especial/Special	0858	274
Especial/Special	0948	277
JD300	0304	255
JD300	0497	261
JD310	0304	255
JD310	0497	261
JD310	0635	265
JD350	0304	255
JD350	0497	261
JD350	0635	265
JD400	0304	255
JD400	0635	265
JD410	0635	265
JD450	0304	255
JD450	0635	265
JD670 Diesel	0813	272
JD670 6466A John Deere Dsl	0813	272
JD762A 619 John Deere Dsl	0813	272
JD762A 6466A John Deere Dsl	0813	272
JD762B	0813	272
John Deere 42 MT	0110	251
John Deere 42 MT	0117	251
John Deere	1194	285
John Deere 42 MT	9074	314
John Deere Excavator	9260	314
Kawasaki motores pequenos FD620Dv - Vários Modelos	0950	277
Lawn 400 Lawn Tractor Kohler 19.9HP	1656	294
Máquinas Agrícolas	1885	304
MD1020	0304	255
MD1040	0635	265
MD1065	0635	265
MD1075	0635	265
MD1085	0635	265
MD1120	0304	255
MD1140	0635	265
MD1530	0304	255
MD1630	0304	255
MD1640	0635	265
MD1830	0304	255
MD1840	0635	265
MD2030	0304	255
MD20401	0635	265
MD2130	0304	255
MD2140	0635	265
MD290	0304	255

John Deere	Nº ZEN	Pg.
MD3040	0635	265
MD3130	0304	255
MD3140	0635	265
MD330	0304	255
MD330	0497	261
MD630	0118	251
MD820	0304	255
MD820VU	0304	255
MD830	0304	255
MD840	0635	265
MD925	0304	255
MD930	0304	255
MD932	0635	265
MD935	0304	255
MD940	0304	255
MD940	0635	265
MD941	0635	265
MD942	0304	255
MD945	0304	255
MD950	0304	255
MD952	0304	255
MD952	0635	265
MD955	0304	255
MD955	0635	265
MD958	0635	265
MD960	0304	255
MD965	0304	255
MD965	0635	265
MD968	0304	255
MD969	0304	255
MD970	0304	255
MD975	0304	255
MIA11257	1880	304
MIA11473	1880	304
Mini Carregadeira 250 JD 3029T 61HP Motor	2017	311
Mini Carregadeira 8875 61HP Turbo Dsl	2017	311
MND730	0118	251
Motores Marine	1948	308
RE526375	1878	304
RE527400	1878	304
Retroescavadeira JD310 3.179DL-03, 2.9	2017	311
Retroescavadeira JD450A 4.202	2017	311
Retroescavadeira JD450A 4.219, 3.6	2017	311
Retroescavadeira JD450B 4.202	2017	311
Retroescavadeira JD450B 4.219, 3.6	2017	311
Retroescavadeira JD450C 4.202	2017	311
Retroescavadeira JD450C 4.219, 3.6	2017	311
Tractor	0112	251
Trator	0434	259
Trator	1754	298
Trator 6 cil. 12V	2003	311
Trator 1020OU 3.164, 5.8	2017	311
Trator 1020VU 3.164, 5.8	2017	311
Trator 1630 3.179DL-01, 2.9	2017	311
Trator 1630OU 3.179DL-01, 2.9	2017	311
Trator 1630VU 3.179DL-01, 2.9	2017	311
Trator 1640 4.239DL-03, 3.9	2017	311

John Deere	Nº ZEN	Pg.
Trator 1640F 4.239DL-03, 3.9	2017	311
Trator 1840 4.239DL-04, 3.9	2017	311
Trator 1840F 4.239DL-04, 3.9	2017	311
Trator 1850 3.179DL, 2.9	2017	311
Trator 1850F 3.179DL, 2.9	2017	311
Trator 1850V 3.179DL, 2.9	2017	311
Trator 1950 3.179TL, 2.9	2017	311
Trator 1950F 3.179TL, 2.9	2017	311
Trator 2030 4.219DL-03, 3.6	2017	311
Trator 2030OU 4.219DL-03, 3.6	2017	311
Trator 2040 3.152, 2.5	2017	311
Trator 2040 4.239DL-04, 3.9	2017	311
Trator 2040F 4.239DL-04, 3.9	2017	311
Trator 2040S 4.239DL-04, 3.9	2017	311
Trator 2130 4.239DL-01, 3.9	2017	311
Trator 2140 4.239TL-02, 3.9	2017	311
Trator 2150 3.179 Diesel, 2.9	2017	311
Trator 2150 3.179 DL-01, 2.9	2017	311
Trator 2155 3.179 Diesel, 2.9	2017	311
Trator 2240 164	2017	311
Trator 2240 3.179DL-01, 2.9	2017	311
Trator 2250F 4.239DL, 3.9	2017	311
Trator 2255 3.179 Diesel, 2.9	2017	311
Trator 2350 Utility 4.239, 3.9	2017	311
Trator 2350 Utility 4.239DL-07, 3.9	2017	311
Trator 2355 4.239, 3.9	2017	311
Trator 2355N 4.239, 3.9	2017	311
Trator 2450 4.239DL, 3.9	2017	311
Trator 2450F 4.239DL, 3.9	2017	311
Trator 2550 Utility 4.239, 3.9	2017	311
Trator 2550 Utility 4.239DL-06, 3.9	2017	311
Trator 2555 4.239, 3.9	2017	311
Trator 260 JD 3029T 69HP Motor	2017	311
Trator 2750 4.239TL-04, 3.9	2017	311
Trator 2755 4.239, 3.9	2017	311
Trator 2855N 4.239, 3.9	2017	311
Trator 2940 6.359DL-03, 5.9	2017	311
Trator 2950 6.359DL-04, 5.9	2017	311
Trator 2955 6.359	2017	311
Trator 3050 6.359DL, 5.9	2017	311
Trator 3055 6.359	2017	311
Trator 3100 3.029D, 2.9	2017	311
Trator 3120 Utility	2017	311
Trator 3155 6.359	2017	311
Trator 3255 359	2017	311
Trator 4045 4 cil 4.5 Gradall	1595	291
Trator 5045D JD, 3029, 3-cyl, 45HP, 2.9	2017	311
Trator 5050D JD, 3029, 3-cyl, 50HP, 2.9	2017	311
Trator 5055E 3.029HPY40, 2.9	2017	311
Trator 5055E 3.029TPY24, 2.9	2017	311
Trator 5055E JD, 3029, 3-cyl, 55HP, 2.9	2017	311
Trator 5065E 3.029HPY40, 2.9	2017	311
Trator 5065E 3.029TPY24, 2.9	2017	311
Trator 5065E JD, 3029, 3-cyl, 65HP, 2.9	2017	311
Trator 5075E 3.029HPY40, 2.9	2017	311
Trator 5075E 3.029TPY24, 2.9	2017	311
Trator 5075E JD, 3029, 3-cyl, 75HP, 2.9	2017	311

John Deere	Nº ZEN	Pg.
Trator 5080G Tier III, 4.5	2017	311
Trator 5090G 4.045HAT81, 4.5	2017	311
Trator 5105 JD Powertech 2.9L Dsl	2017	311
Trator 5200 Utility 3.179 Diesel, 2.9	2017	311
Trator 5205 JD Powertech 2.9L Dsl	2017	311
Trator 5210 3 Cyl. 2.93L 2912cc 178cid	2017	311
Trator 5210 3-029, 2.9	2017	311
Trator 5210 320, 2.9	2017	311
Trator 5220 3 Cyl. 2.93L 2912cc 178cid	2017	311
Trator 5300 3-179, 2.9	2017	311
Trator 5300 3.179 Diesel, 2.9	2017	311
Trator 5300N 3-179, 2.9	2017	311
Trator 5300N 3.179 Diesel, 2.9	2017	311
Trator 5310 3 Cyl. 2.93L 2912cc 178cid	2017	311
Trator 5310 3029, 2.9	2017	311
Trator 5310 320, 2.9	2017	311
Trator 5310N 3029 John Deere Diesel	2017	311
Trator 5310N 320, 2.9	2017	311
Trator 5310N 4.045, 4.5	2017	311
Trator 5310N 4045 John Deere Diesel	2017	311
Trator 5320 3 Cyl. 2.93L 2912cc 178cid	2017	311
Trator 5320N 3029 John Deere Diesel	2017	311
Trator 5400 3.179 Diesel, 2.9	2017	311
Trator 5400N 3-179, 2.9	2017	311
Trator 5400N 3.179 Diesel, 2.9	2017	311
Trator 5410 320, 2.9	2017	311
Trator 5410 4 Cyl. 4.52L 4483cc 273cid	2017	311
Trator 5410N 4045	2017	311
Trator 5415 4.045T, 4.5	2017	311
Trator 5415 Narrow 4.045T, 4.5	2017	311
Trator 5415H 4.045T, 4.5	2017	311
Trator 5500 3-179, 2.9	2017	311
Trator 5500 4-239, 3.9	2017	311
Trator 5500N 3-179, 2.9	2017	311
Trator 5500N 4-239, 3.9	2017	311
Trator 5500N 4.239, 3.9	2017	311
Trator 5620 4.045, 4.5	2017	311
Trator 6100 4.239, 3.9	2017	311
Trator 6100L 4.239, 3.9	2017	311
Trator 6200 4.039T, 4.0	2017	311
Trator 6300	0492	261
Trator 6300 4.039T, 4.0	2017	311
Trator 6300 4.239, 3.9	2017	311
Trator 6300L 4.239, 3.9	2017	311
Trator 6400 4.045T, 4.5	2017	311
Trator 6400 4.239, 3.9	2017	311
Trator 6400 4.276	2017	311
Trator 6400L 4.045T, 4.5	2017	311
Trator 6405 4.045T, 4.5	2017	311
Trator 6410 4.045T, 4.5	2017	311
Trator 6410L 4.045T, 4.5	2017	311
Trator 6500	2017	311
Trator 6500L	2017	311
Trator 6505 6068D 6.8L Diesel	1952	308
Trator 6510 4045T 4.5L Turbo Diesel	1952	308
Trator 6510 4.045T, 4.5	2017	311
Trator 6510L 4045T 4.5L Turbo Diesel	1952	308

John Deere	Nº ZEN	Pg.
Trator 6510L 4.045T, 4.5	2017	311
Trator 6510S 4045T 4.5L Turbo Diesel	1952	308
Trator 6510S 4.045T, 4.5	2017	311
Trator 6520 4045T 4.5L Turbo Diesel	1952	308
Trator 6520 Premium 6068 6.8L Diesel	1952	308
Trator 6520L 4045T 4.5L Turbo Diesel	1952	308
Trator 6520L 6068HT 6.8L Turbo Diesel	1952	308
Trator 6520SE 4045T 4.5L Turbo Diesel	1952	308
Trator 6520SE 6068HT 6.8L Turbo Diesel	1952	308
Trator 6600	0102	250
Trator 6600	1837	302
Trator 6605 6 cil	1637	293
Trator 6605	1837	302
Trator 6610 6076 7.6L Diesel	1952	308
Trator 6610SE 6068T 6.8L Turbo Diesel	1952	308
Trator 6620 6068T 6.8L Turbo Diesel	1952	308
Trator 6715 6068T 6.8L Turbo Diesel	1952	308
Trator 6820 6068H 6.8L Turbo Diesel	1952	308
Trator 6910 6068HT 6.8L Turbo Diesel	1952	308
Trator 6910 Cummins NTA-855 14.0L Turbo Diesel	1952	308
Trator 6910S 6068T 6.8L Turbo Diesel	1952	308
Trator 6920S 6068 6.8L Diesel	1952	308
Trator 7000 com motor MWM TD 229.6	0496	261
Trator 7200 com motor MWM TD 229.6	0496	261
Trator 7220 6068H 6.8L Turbo Diesel	1952	308
Trator 7320 6068H 6.8L Turbo Diesel	1952	308
Trator 7420 6.8LL	1952	308
Trator 7500	0102	250
Trator 7500	1637	293
Trator 7505 6 cil	1637	293
Trator 7505	1837	302
Trator 7520 6531T 8.7L Turbo Diesel	1952	308
Trator 820 3 cil	2017	311
Trator 820 3.152, 2.5	2017	311
Trator 820VU 3.152, 2.5	2017	311
Trator 840 3.179 Diesel, 2.9	2017	311
Trator 840 3.179DL-04, 2.9	2017	311
Trator 8870 6068T 6.8L Turbo Diesel	1952	308
Trator 920 3.152, 2.5	2017	311
Trator 920 3.152DL-02, 2.5	2017	311
Trator 930 3.164DL-15, 2.7	2017	311
Trator 940 3.179DL-05, 2.9	2017	311
Trator JD300 3.152DL-05, 2.5	2017	311
Trator JD300A 3.152DL-05, 2.5	2017	311
Trator JD350 3.152DL-10, 2.5	2017	311
Trator JD350A 3.152DL-10, 2.5	2017	311
Trator JD400 4.202	2017	311
Trator JD400 4.219, 3.6	2017	311
Trator JD400A 4.202	2017	311
Trator JD400A 4.219, 3.6	2017	311
Trator JD410 4.219DL-09, 3.6	2017	311
Trator Lawn 240 JD 3029D 46HP Motor	2017	311
Trator MD945 4.239TZ-01, 3.9	2017	311
Trator Série 7000 com motor MMB	0105	251
Trator Série 7200 turbo com motor MMB	0105	251
Trator Série 7700 com motor MMB	0105	251
Trator Série 7700 turbo com motor MMB	0105	251

John Deere	Nº ZEN	Pg.
Trator Triunfo	0039	248
Trator Utility 1020 3.164, 5.8	2017	311
Tratores com motor Perkins 3 cil	0102	250
Tratores	0427	258
Tratores	1928	306
Tratores	12682	320
Tratores Cub Cadet Compact 3205 Kawasaki 20HP Gas	0950	277
Tratores de Grama 445 Kawasaki 22HP Gas	0950	277
Turf Vehicle Kawasaki 18HP	0950	277
Utility Vehicle (UTV) 1800 Golf Kawasaki 18HP	0950	277
Utility Vehicle (UTV) Gator HPX Kawasaki 20HP	0950	277
VU. 1630	0304	255
White Wing 4276 John Deere Diesel	9459	314

Johnson Evinrude	Nº ZEN	Pg.
50 / 70HP	1656	294
OMC 50 / 70HP em 3 partes	1668	294
OMC V-6 150 / 235HP	1669	294
OMC V4 / V6 60°	1670	294
OMC V4 em 3 partes	1671	294

JPX	Nº ZEN	Pg.
Jeep	0806	272
Jeep	0935	276
Jeep	1023	280
Jeep XUD9A	0787	271

Jungheinrich	Nº ZEN	Pg.
DFG 30	9791	315
Empinhadeira DFG316	2009	311
Empinhadeira DFG316S	2009	311
Empinhadeira DFG320	2009	311
Empinhadeira DFG320S	2009	311

Kaeble	Nº ZEN	Pg.
Especial/Special	1111	313

Kalmar	Nº ZEN	Pg.
Caminhões Cummins Diesel	13462	318

Kassbohrer	Nº ZEN	Pg.
S100	0316	255
S80	0316	255

Kawasaki	Nº ZEN	Pg.
1100 - STX, ZXI E Ultra 150	0749	269
21163 3003 F, G, YR	0536	262
21163 3710	0536	262
21163 3711	0536	262
21163 5031	0536	262
211637021	1880	304
33	0223	253
34	0223	253
440	1191	285
550 CC Jet Ski	1191	285
650 - SC, X2	0749	269
750 - SS, ST, STS, STX, SX, SXI, TS, XI, ZXI	0749	269
900 - STX, ZXI	0749	269
ATV 300 4x4	0751	269



Kawasaki	Nº ZEN	Pg.
D10006	0392	257
D130006	0392	257
D4006	0392	257
D5006	0392	257
D6006	0392	257
D6206	0392	257
D6806	0392	257
D7006	0392	257
D7206	0392	257
D8006	0392	257
DX100	0392	257
DX85	0392	257
DX90	0392	257
F1300D	0418	258
F1300DT	0118	251
F1400D	0418	258
F1400DT	0118	251
F1500D	0418	258
F1500DT	0118	251
F1600D	0418	258
F1600DT	0118	251
F1800D	0418	258
F1800DT	0118	251
F1902DT	0118	251
F2100	0760	270
F2103	0760	270
F2105	0760	270
F2105D	0118	251
F2105DF	0418	258
F2300	0760	270
F2303	0760	270
F2305	0760	270
Intrac	0392	257
Magnum 2x4	0751	269
Magnum 4x4	0751	269
Sportsman 4x4	0751	269
SX440	0536	262
SX550	0536	262
Kenworth	Nº ZEN	Pg.
C500	0556	262
MED. HD. TRK	0556	262
Motor Cat C10/C12, Cummins ISM, CatC9/C11/C13/C15 Acert e Cummins ISX	1811	301
Prestolite MS2-500, MS2-501, MS2-502, MS2-503, MS2-504, MS2-507, MS2-510, MS2-51	1811	301
Substitui/Reemplaza Mitsubishi KW0779, M970979, M009T70979, PC0779, PC0979, PC13	1811	301
Substitui/Reemplaza Mitsubishi PC1479, PC1579, PC1779, PC1879, PB0979. Denso 428	1811	301
W900	0556	262
KHD	Nº ZEN	Pg.
290D	0290	254
310D	0290	254
340D	0290	254
411D	0318	256
411W	0318	256
715 F2 L 1011	0764	270

KHD	Nº ZEN	Pg.
716 F3 L 1011	0764	270
717 F4 L 1011	0764	270
721 BF4 L 1011	0764	270
Autocarri	1921	306
BF4L 1011	0929	276
BF4L 1011 2.7	1002	279
BF8L513C	0290	254
D10006	0367	257
D130006	0367	257
D25	0223	253
D2505	0223	253
D2506	0318	256
D2506	0366	257
D30	0223	253
D30 S	0223	253
D3005	0223	253
D3006	0318	256
D3006	0366	257
D4005	0226	254
D4006	0367	257
D4505	0226	254
D4506	0367	257
D5005	0226	254
D5006	0367	257
D5505	0226	254
D6006	0367	257
D6206	0367	257
D6806	0367	257
D7006	0367	257
D7206	0367	257
D7506	0367	257
D8005	0036	313
D8006	0367	257
DL1300	0087	313
DP210	0290	254
DX100	0367	257
DX50V	0366	257
DX85	0367	257
DX90	0367	257
Engines F1L210 (.7L - 673cc)	0638	265
Engines F2L511 1.7L 1650cc	0417	258
F10L312	0290	254
F10L413	0290	254
F12L413	0290	254
F1L410	0225	254
F1L410	0318	256
F1L410, 411, F2L410	2021	312
F2L 1011	0929	276
F2L 1011 1.4	1002	279
F2L410	0225	254
F2L411	0225	254
F2L712	0223	253
F2L812	0223	253
F2L912	0312	255
F3L 1011	0929	276
F3L 1011 2.0	1002	279
F3L812	0226	254

KHD	Nº ZEN	Pg.
F3L911	0366	257
F3L912	0225	254
F3L912	0312	255
F3L912	0366	257
F4L 1011	0929	276
F4L 1011 2.7	1002	279
F4L812	0226	254
F6L413	0087	313
F8L413	0087	313
F8L413	0290	254
F8M716	0290	254
FHL912	0225	254
Intrac	0367	257
L	0087	313
M150E10	0087	313
M150L10	0087	313
M170D	0087	313
M200L	0087	313
M232D	0087	313
M270D	0290	254
M90D7FL	0036	313
M90D7L	0036	313
Motor Náutico BFM1012	1751	298
Motores BF6L913, BF6L913C 6 Cil	1751	298
Motores F3L912, F3L913 3 Cil	1751	298
Motores F4L912, F4L913 4 Cil	1751	298
Motores F6L912, F6L913 6 Cil	1751	298
Motors engines BF4L1011 2.7 L - 2732cc	1472	288
Motors engines F2L1011 1.4 - 1366cc	1472	288
R	0087	313
S	0087	313
SH	0087	313
TL	0087	313
TR	0087	313
Vários Modelos	1992	310

Kia	Nº ZEN	Pg.
Amanti	1800	300
Besta 1000cc	0786	271
Besta 2.5 - 2.7	1601	291
Besta 2.7	1667	294
Besta 2.7 arranque Mando	13021	317
Bongo	1607	291
Bongo	1667	294
Bongo	1794	300
Bongo	1872	304
Bongo K2500 2.5 TCI	1940	307
Bongo K2500 2.9 CRDi	2010	311
Bongo K2700 2.9 CRDi	2010	311
Bongo K2900 2.9 CRDi	2010	311
Bongo K3000 2.9 CRDi	2010	311
Bongo K600 2.9 CRDi	2010	311
Borrego	1800	300
Carens 1.6 Gasolina Start/Stop	1932	307
Carens II CWT 1.6	1706	296
Carnival	1923	306
Carnival 2.9 CRDi	2010	311

Kia	Nº ZEN	Pg.
Ceed 1.4/1.6	1706	296
Ceed 1.4 Gasolina Start/Stop	1932	307
Ceed Diesel	1695	295
Cerato 1.6	1778	299
Cerato Diesel	1695	295
Forte 1.6, 2.0 e 2.4	1778	299
Forte Koup	1800	300
Forte Koup L4 2.0L 1998cc 122cid	1770	299
Forte Koup L4 2.4L 2359cc	1770	299
Forte L4 2.0L 1998cc 122cid	1770	299
Forte L4 2.4L 2359cc	1770	299
Forte5 L4 2.0L 1998cc 122cid	1770	299
Forte5 L4 2.4L 2359cc	1770	299
K2500 2.5D	1607	291
Magentis	1800	300
New Pride	1847	302
Optima	1800	300
Optima L4 2.0L 1998cc 122cid	1770	299
Picanto FLEX	0450	259
Picanto	1949	308
Picanto	1950	308
Picanto Diesel	1695	295
Pop Pride	1605	291
Pregio 2.5 TCID	1607	291
Pregio ND 2.2KW	1905	305
Pride	0584	263
Pride	0636	265
Pride	1054	281
Pro Ceed 1.4 Gasolina Start/Stop	1932	307
ProCeed 1.4/1.6	1706	296
Rio	1048	281
Rio 1.6	1777	299
Rio L4 1.6 1591cc	1778	299
Rio	1847	302
Rio	1913	306
Rio	1923	306
Rio 1.4 Gasolina Start/Stop	1932	307
Rio Diesel	1695	295
Rondo	1800	300
Sedona 3.5	1923	306
Sephia GTX 1.5 16V	0450	259
Sephia SLX 1.6 8V	0450	259
Sorento	1794	300
Sorento	1800	300
Sorento 4.3 V6	1923	306
Soul	1775	299
Soul L4 1.6 1591cc	1778	299
Soul 1.6 Gasolina G4FDGDi Start/Stop	1932	307
Soul CWT 1.6	1706	296
Soul Diesel	1695	295
Spectra 1.6	1048	281
Spectra 5 L4 2.0L 1975cc	1775	299
Spectra L4 2.0L 1975cc	1775	299
Sportage com motor OHC 16V a gasolina	0450	259
Sportage	0946	277
Sportage 1.6	1706	296
Sportage L4 2.0L 1998cc 122cid	1770	299

Kia	Nº ZEN	Pg.
Sportage L4 2.4L 2359cc	1770	299
Sportage L4 2.0L 1975cc	1775	299
Venga 1.4/1.6	1706	296

Kohler	Nº ZEN	Pg.
2509808	1880	304
2509808S	1880	304
2509809	1880	304
2509809S	1880	304
2509811	1880	304
2509811S	1880	304
Small Engine Air Cooled K482 0000	1656	294
Small Engine Air Cooled K532 0000	1656	294
Small Engine Air Cooled K582 0000	1656	294

Komatsu	Nº ZEN	Pg.
364	1364	287
Empilhadeira FD20	1961	308
Escavadeira PC200 Cummins 4B3.9	0722	268
Escavadeira PC200 Cummins 4BT3.9	0722	268
Escavadeira PC200 Cummins 6B5.9	0722	268
Escavadeira PC200 Cummins 6BT5.9	0722	268
Escavadeira PC200 Cummins 6BTAA Mack	0722	268
Esteira D60F com motor Cummins N855C	0089	313
Esteira D65E com motor Cummins N855C	0089	313
Esteira D73E com motor Cummins N855C	0089	313
Esteiras D60E com motor Cummins N855C	0089	313
Motoniveladora GD523 com motor Cummins série C	0622	265
Motoniveladora GD623 com motor Cummins série C	0622	265
P160	0118	251
P170	0118	251
P170T	0118	251
P190	0118	251
P200	0118	251
P260	0118	251
P270	0118	251
Pá Carregadeira com motor Cummins série C	0622	265
Pala Gommata	2029	312
PC75U Motor 4D95	0895	275
PC80 Motor 4D95	0895	275
PC90 Motor 4D95	0895	275
Retroescavadeira PC150 mod. 5, (Hidráulica)	0118	251
Retroescavadeira PC150 modelo 3 com motor Cummins 6BT 5.9	0497	261
Trator de Esteiras D30E MBB OM 352, 352A	0105	251
Trator de Esteiras D50A MBB OM 352, 352A	0105	251
Trator de Esteiras D50P MBB OM 352, 352A	0105	251
Trator de Esteiras D60A com motor Cummins N855	0088	313
Trator de Esteiras D60A com motor Cummins N855	0122	319
Trator de Esteiras D60A com motor Cummins N855	0133	251
Trator de Esteiras D60E com motor Cummins N855	0088	313
Trator de Esteiras D60E com motor Cummins N855	0122	319
Trator de Esteiras D60E com motor Cummins N855	0133	251
Trator de Esteiras D60F com motor Cummins N855	0088	313
Trator de Esteiras D60F com motor Cummins N855	0122	319
Trator de Esteiras D60F com motor Cummins N855	0133	251
Trator de Esteiras D65 com motor Cummins N855	0088	313
Trator de Esteiras D65A com motor Cummins N855	0088	313

Komatsu	Nº ZEN	Pg.
Trator de Esteiras D65A com motor Cummins N855	0122	319
Trator de Esteiras D65A com motor Cummins N855	0133	251
Trator de Esteiras D65E com motor Cummins N855	0122	319
Trator de Esteiras D65E com motor Cummins N855	0133	251
Trator WA 180 Cummins 6BT 5.9	0089	313
Varios fork lift	0376	257
WA90-3	2029	312

Kramer	Nº ZEN	Pg.
Máquinas 312, 400, 500, 880, KL54, 3307, 4009, 4507	1979	309

Kramer	Nº ZEN	Pg.
Carregadeira 8085	1898	305
Carregadeira 8085T	1898	305
Carregadeira 8095	1898	305
Carregadeira 8095T	1898	305
Carregadeira 8105	1898	305

Kubota	Nº ZEN	Pg.
DK300 V1903 Diesel	1972	309
E719463010	1880	304
E719463012	1880	304
Hauler KC5 ZH600B Dsl. Engine	0353	257
KC30 S2200BS Diesel	1973	309
KH12FD D1402 Dsl	1972	309
KH14 D1301 Dsl	1972	309
KH20 V1902 Dsl	1972	309
KH20 V1902-BH Dsl	1972	309
L2550DT D1402DIA 29.5HP Dsl	1972	309
L2550DTGST D1402DIA 29.5HP Dsl	1972	309
L2550F D1402DIA 29.5HP Dsl	1972	309
L2550GST D1402DIA 29.5HP Dsl	1972	309
M4500DC S2600 55.5HP Dsl	1973	309
M4500DT S2600 55.5HP Dsl	1973	309
M4500F S2600 55.5HP Dsl	1973	309
Micro trator Tobatta M140N	0348	256
Mower Front F2100E D950 FM 21HP Dsl	0353	257
Mower Front F2000 D950 FM 20HP Dsl	0353	257
Mower Front F2100 D950 FM 21HP Dsl	0353	257
NX3000 D1301 Engine	1972	309
R410 V1902 39.5HP Dsl	1972	309
RA250 V1902 Diesel	1972	309
Tractor Compact B1550D D850 5B 17HP Dsl	0353	257
Tractor Compact B1550DT D850 5B 17HP Dsl	0353	257
Tractor Compact B1550DTEX D850 5B 17HP Dsl	0353	257
Tractor Compact B1550E D850 5B 17HP Dsl	0353	257
Tractor Compact B1550HSD D850 5B 17HP Dsl	0353	257
Tractor Compact B1550HSDT D850 5B 17HP Dsl	0353	257
Tractor Compact B1550HSE D850 5B 17HP Dsl	0353	257
Tractor Compact B1750DT D950 5B 20HP Dsl	0353	257
Tractor Compact B1750E D950 5B 20HP Dsl	0353	257
Tractor Compact B1750HSD D950 5B 20HP Dsl	0353	257
Tractor Compact B1750HSDT Kubota D950 5B 20HP Dsl	0353	257
Tractor Compact B1750HSE D950 5B 20HP Dsl	0353	257
Tractor Compact B20 D950AT 20HP Dsl	0353	257
Tractor Compact B20TL D950AT 20HP Dsl	0353	257
Tractor Compact B6000DT ZL600 14.5HP Dsl	0353	257
Tractor Compact B6000DTC ZL600 14.5HP Dsl	0353	257

Kubota	Nº ZEN	Pg.
Tractor Compact B6000E ZL600 14.5HP Dsl	0353	257
Tractor Compact B6100D D650 B 14HP Dsl	0353	257
Tractor Compact B6100DT D650 B 14HP Dsl	0353	257
Tractor Compact B6100E D650 B 14HP Dsl	0353	257
Tractor Compact B6100HSD D650 B 14HP Dsl	0353	257
Tractor Compact B6100HSE D650 B 14HP Dsl	0353	257
Tractor Compact B6100HST D650 B 14HP Dsl	0353	257
Tractor Compact B6100HSTE D650 B 14HP Dsl	0353	257
Tractor Compact B6100T D650 B 14HP Dsl	0353	257
Tractor Garden 2L600 2L600	0353	257
Tractor Garden G6200H D640 16HP Dsl	0353	257
Trator	0339	256
Trator	0343	256
Trator	0584	263
Trator L2250	1957	308
Trator L275	1957	308
Trator L2550	1957	308
Trator L285	1957	308
Trator L295	1957	308
Trator L3100	1957	308
Trator L3450	1957	308
Trator L3650	1957	308
Tratores	9186	314
Tratores	9403	314
Varios Modelos D1402 Diesel	1972	309

Lada	Nº ZEN	Pg.
2104	0111	251
2104	0213	253
2108	0540	262
2110	0892	275
Especial/Special	1068	281
Lada 1200	0213	253
Lada 1500	0213	253
Laika 1.5 e 1.6	0111	251
Laika	0213	253
Niva 1.5 e 1.6	0111	251
Niva	0213	253
Niva 4x4	0540	262
Niva Vaz 2121	0213	253
Samara	0540	262
Samara	0805	272
Samara 1.1-1.3 e 1.5	1088	282

Lamborghini	Nº ZEN	Pg.
1356	0367	257
1566	0367	257
221	0318	256
226	0028	248
230	0028	248
230	0318	256
321	0318	256
340	0028	248
340	0318	256
350	0318	256
431	0318	256
452	0028	248
452	0318	256

Lamborghini	Nº ZEN	Pg.
503DT	0225	254
523	0318	256
603DT	0225	254
624	0318	256
653	0367	257
654	0367	257
684	0367	257
754	0367	257
784DT	0447	259
7R	0226	254
7R DT	0226	254
854	0367	257
90-2	0028	248
90-4	0028	248
904DT	0392	257
955	0367	257
9LD 625	0475	260
C352	0447	259
C362	0447	259
C453	0447	259
C503	0447	259
C533	0447	259
C603	0378	257
C603	0392	257
C653	0447	259
Diablo 5.7	1004	279
DT235	0447	259
DT503-603	0366	257
DT653	0447	259
DT704	0378	257
DT704	0392	257
DT804	0367	257
DT904	0367	257
Espada	0318	256
Especial/Special	1073	282
Especial/Special	1076	282
Islero 400GTS	0318	256
L503	0447	259
L603	0378	257
L603	0392	257
LDA 78/4	0028	248
LL503	0447	259
Miura P400	0318	256
R1056DT	0367	257
R1056DT	0392	257
R1156	0367	257
R1256DT	0367	257
R235	0447	259
R240DT	0312	255
R350DT	0312	255
R355 DT	0226	254
R483	0447	259
R503	0225	254
R503-603	0366	257
R603	0225	254
R653	0447	259
R704	0378	257

Lamborghini	Nº ZEN	Pg.
R704	0392	257
R804	0367	257
R804	0392	257
R904	0367	257
S235	0447	259
S503	0447	259
S503-603	0366	257
Tratores 115 - 135 - 1356 - 1556 - 165 - 190 - 345 - 573 - 574 - 654 - 674 - 684 - 754 - 774 - 775 - 874 - R613DT - R653F - R714F	1951	308
Tratores R3 85, 100 Evo Deutz 2012 EURO II	1751	298
Tratores R3.TB 100, R3.TB 85, R6. 100, R6. 120	1979	309
Lancer	Nº ZEN	Pg.
300 Series	0398	258
Especial/Special	1509	289
PD III A	0398	258
Lancia	Nº ZEN	Pg.
Beta 1.3, 1.4, 1.6, 1.8, 2.0	0111	251
Beta	0213	253
Beta 1.3, 1.6	0389	257
Beta Z50	0035	313
Dedra TD	0631	265
Dedra 1.6 i.e	1206	286
Dedra I.E 1.6	0786	271
Delta 1.5, 1.6	0111	251
Delta 1.3	0120	251
Delta 1.5	0389	257
Delta HF4WD	0394	257
Delta TD	0631	265
Delta 1.6 Multijet	1899	305
Delta 1.9 Multijet	1899	305
Delta 2.0 Multijet	1899	305
Delta 1.5	0108	251
Esadelta	0036	313
Esadelta B	0035	313
Esagamma	0035	313
Esaro 3RO	0036	313
Esatu	0035	313
Esatu	0036	313
Especial/Special	1056	281
Especial/Special	1117	283
Flavia	0119	251
Fulvia	0119	251
Gamma 2.0, 2.5	0108	251
HPE	0213	253
K 2.4 TD	1477	288
K 2.4 TD	1630	292
Lybra	1033	280
Lybra 1.8 16V e 2.0 20V	1927	306
Motor 1.3 JTD 16V	1641	293
Musa 1.3 - 1.9 JTD MJ	1752	298
Musa 1.4	1779	299
Nuova Delta	1169	284
Prisma 1.5	0108	251
Prisma 1.5, 1.6	0111	251
Prisma 1.3	0120	251

Lancia	Nº ZEN	Pg.
Prisma 1.5	0389	257
Prisma 1.6 4WD	0394	257
Prisma TD	0631	265
Thema Turbo Diesel	0875	274
Thema 2000IE Turbo	0394	257
Thema 8.32	0482	260
Thema D e TD	1104	282
Trevi 1.6, 2.0	0111	251
Trevi	0213	253
Trevi 1.6	0389	257
Ypsilon	1752	298
Ypsilon 1.4	1779	299
Z (Zeta) 2.0 16V, 2.0ie, Turbo	1031	280
Land Rover	Nº ZEN	Pg.
100	1496	288
200	1496	288
25	1496	288
400	1496	288
45	1496	288
90, 110 Diesel	0449	259
Cabriolet	1496	288
Coupe	1496	288
Defender 2.5	0475	260
Defender 2.5D - TD	0875	274
Defender Gemini III 4 cil 2.5	1635	293
Defender 2.4 TD4	1642	293
Defender	1874	304
Defender 2.5 TD5	2031	312
Defender 110 3.9L - 3947cc	1474	288
Defender 110 3.9L - 3947cc	1475	288
Defender 90 3.9L - 3947cc	1474	288
Defender 90 3.9L - 3947cc	1475	288
Discovery OMO14A	0657	266
Discovery 2.5 TDI	0875	274
Discovery 3.9L - 3947cc	1474	288
Discovery Gemini III 4 cil 2.5	1635	293
Discovery 2.5 TD5	2031	312
Freelander 2.0 TD4	0818	272
Freelander 2.0 Diesel	1958	308
Freelander 3.2, 4x4	1993	310
Land Rover 2.25 D	0615	264
Land Rover Defender 2.5 Diesel Gemini TCI D.I. 23L	0861	274
Land Rover Defender 2.5 Turbo	0861	274
Land Rover Diesel Maxion H54TCC	0861	274
Land Rover Discovery 2.5 TDi 12L, 21L	0861	274
Land Rover Discovery 2.5 Tdi 16L	0861	274
Range Rover 2.5 TDI	0875	274
Range Rover 4.0L - 3950cc	1474	288
Range Rover 4.2L - 4275cc	1474	288
Range Rover 3.5L 3532cc	1475	288
Range Rover 3.9L 3947cc	1475	288
Range Rover I 2.5 TDi Classic 14L	0861	274
Range Rover I 2.5 TDi Classic 300 Tdi	0861	274
Landini	Nº ZEN	Pg.
10000S A6.354.4	1980	309
10000S A6.354.4	1616	292

Landini	Nº ZEN	Pg.
12500 A6.354.4	1980	309
12500 A6.354.4	1616	292
13000 A6.354.4	1980	309
13000 A6.354.4	1616	292
14500 AT6.354.4	1980	309
14500 AT6.354.4	1616	292
65 A4.236	1980	309
65 A4.236	1616	292
6560 F/L/V A4.236	1980	309
6560 F/L/V A4.236	1616	292
6860 A4.236	1980	309
6860 A4.236	1616	292
6870 A4.236	1980	309
6880 A4.236	1980	309
6880 A4.236	1616	292
75 A4.236	1980	309
75 A4.236	1616	292
7560 F/L A4.236	1980	309
7560 F/L A4.236	1616	292
7860 A4.236	1980	309
7860 A4.236	1616	292
7870 A4.236	1980	309
7880 A4.236	1980	309
7880 A4.236	1616	292
85 A4.248	1980	309
85 A4.248	1616	292
8560 F/L A4.248	1980	309
8560 F/L A4.248	1616	292
8860 A4.248	1980	309
8860 A4.248	1616	292
8870 A4.248	1980	309
8880 A4.248	1980	309
8880 A4.248	1616	292
9080 T4.236	1980	309
9080 T4.236	1616	292
95 T4.236	1980	309
95 T4.236	1616	292
9880 T4.236	1980	309
9880 T4.236	1616	292
Atlantis 100	1700	296
Atlas 70 - 80 - 85 - 90 - 100	1700	296
Atlas 75 Perkins 1004 4	1600	291
BLIZZARD 65 Motor Perkins 4.236	1980	309
C 75 A4.236	1616	292
C 85 A4.248	1616	292
C 95 T4.236	1616	292
C75 A4.236	1980	309
C85 A4.248	1980	309
C95 T4.236	1980	309
CF 6830 A4.236	1616	292
CF 75 A4.236	1616	292
CF 85 A4.248	1616	292
CF6830 A4.236	1980	309
CF75 A4.236	1980	309
CF85 A4.248	1980	309
Frutteto	1700	296
Ghibli 80 - 85 - 90 - 95 - 100 - 105	1700	296

Landini	Nº ZEN	Pg.
Globalfarms 95 - 105	1700	296
Globus 65 - 75 - 80	1700	296
Mythos 90 - 100	1700	296
Powerfarm 75 - 80 - 85 - 90 - 95 - 100 - 105	1700	296
Rex 70 - 75 - 80 - 85 - 90 - 95 - 100 - 105	1700	296
Vigneto	1700	296
Vision 85 - 95 - 100 - 105	1700	296

Laverda Fiatagri	Nº ZEN	Pg.
3300 4.6	2011	311
3300 AL 4.9	2011	311
3350 5.2	2011	311
3350 AL 5.5	2011	311
3400 5.9	2011	311
3450 5.2	2011	311
3500 5.5	2011	311
3550 5.9	2011	311
3600 5.5	2011	311
3650 5.9	2011	311
3750 5.5	2011	311

Laverda Fiataqui	Nº ZEN	Pg.
3700 8.1	2012	311
3790 8.1	2012	311
3850 8.1	2012	311
3890 8.1	2012	311

Leece Neville	Nº ZEN	Pg.
Motores	1353	287

Lexus	Nº ZEN	Pg.
ES250 6 cil 2.5L 2508cc	1555	290
ES250 6 cil 2.5L 2508cc	9502	314
ES250 6 cil 2.5L 2508cc	9506	315
ES300 V6 3.0L 2959cc	12609	316
IS II 220d	1884	304
LS 400	0818	272
LX450 L6 4.5L 4477cc	0816	272

Liebherr	Nº ZEN	Pg.
Escavadora A309 Litronic TCD2012 L04 2V 4Cil 65kW	1751	298
Escavadora A311 Litronic TCD2011 L04W 4Cil 68kW	1751	298
Escavadora R313 Litronic TCD2012 L04 2V 4Cil 75kW	1751	298
Escavadora R317 TCD2013 L04V III-A 90kW	1751	298
Escavadoras R911, R921, A901B, A911, A921	1979	309

Lifan	Nº ZEN	Pg.
X60 1.8L	1977	309

Lincoln	Nº ZEN	Pg.
Blackwood V8 5.4L 330cid	9705	315
Continental V8 4.6	13268	317
Continental L6 2.4L 146cid Diesel	0681	267
Especial/Special	0645	266
LS 3.0L (182) V6	1585	291
Mark LT V8 5.4L 330cid	9705	315
Mark VII L6 2.4L 146cid Diesel	0681	267
Mark VIII LSC V8 4.6 Gas.	1199	285
Mark VIII LSC V8 4.6 Gas.	1226	287

Lincoln	Nº ZEN	Pg.
Navigator V8 5.4L 330cid	9705	315
Navigator 2013-2014 V8 5.4L 330cid	1942	307
Town Car Cartier V8 4.6 Gas.	1199	285
Town Car Cartier V8 4.6 Gas.	1226	287
Town Car Executive V8 4.6 Gas.	1199	285
Town Car Executive V8 4.6 Gas.	1226	287
Town Car Jack Nicklaus V8 4.6 Gas.	1199	285
Town Car Jack Nicklaus V8 4.6 Gas.	1226	287
Town Car Signature V8 4.6 Gas.	1199	285
Town Car Signature V8 4.6 Gas.	1226	287
Town Car Spinmaker Edition V8 4.6 Gas.	1199	285
Town Car Spinmaker Edition V8 4.6 Gas.	1226	287
Town Car Tournament Edition V8 4.6 Gas.	1199	285
Town Car Tournament Edition V8 4.6 Gas.	1226	287
Various Perkins	0649	266
Linde	Nº ZEN	Pg.
Empilhadeira	1655	293
Empilhadeira H25D	1979	309
H20	0419	258
H25	0419	258
H30	0419	258
Liner Concrete	Nº ZEN	Pg.
Dumper	2013	311
Lister ST2	2013	311
Lister ST1	2013	311
Marathon	2013	311
Marathon 2000 Dumper	2013	311
Roughrider 750,1250,1375,1500	2013	311
Roughrider PA44	2013	311
Lister	Nº ZEN	Pg.
Petter	0723	268
PH Séries 1/ 2 / 3 Cil Diesel	0411	258
SR4 Séries 4 Cil Diesel	0411	258
ST1 Séries 1/ 2 / 3 Cil Diesel	0411	258
ST2 Séries 1/ 2 / 3 Cil Diesel	0411	258
ST3 Séries 1/ 2 / 3 Cil Diesel	0411	258
Lister Petter Tractor	Nº ZEN	Pg.
PH Séries 1/ 2 / 3 Cil Diesel	0507	261
SR4 Séries 4 Cil Diesel	0507	261
ST1 Séries 1/ 2 / 3 Cil Diesel	0507	261
ST2 Séries 1/ 2 / 3 Cil Diesel	0507	261
ST3 Séries 1/ 2 / 3 Cil Diesel	0507	261
TX2 / TX3	0649	266
Liugong	Nº ZEN	Pg.
Carregadeira 835 Maxxor XCMG ZL30H SLDG 938	1881	304
Lombardini	Nº ZEN	Pg.
10 LD 400.2	1065	281
5LD, 832, 834, L 27, 40, 54, LADM	2021	312
Especial/Special	1076	282
LDW 1.6, 1503 M	2007	311
LDW 2.1, 2004 M	2007	311
LDW 2.1, 2004 TBI	2007	311
Motor	1451	287

Lombardini	Nº ZEN	Pg.
Motores 3LD e SÉRIE 6LD	2018	312
Lotus	Nº ZEN	Pg.
Eclat	0412	258
Elise	0960	278
Elite	0412	258
Esprit	0412	258
Seven	0380	313
Lovol	Nº ZEN	Pg.
Motor 1004-4 Perkins	1678	294
Lucas Indiel	Nº ZEN	Pg.
M101R	1784	300
M101R	1785	300
M95R	1784	300
Motores Indiel M100R	1719	297
Macdon	Nº ZEN	Pg.
Macdon 7000 Perkins Diesel	0649	266
Mack	Nº ZEN	Pg.
Caminhões Granite com motor Mack MP10	1811	301
Caminhões Granite com motor Mack MP7	1811	301
Caminhões Granite com motor Mack MP8	1811	301
Caminhões Granite com motor Mack E7	13117	317
Caminhões Granite com motor Mack MP8	1810	301
Caminhões Granite com motor Mack MP8	1810	301
Caminhões Granite com motor Mack MP8	13118	317
Caminhões Mack com motor E-7	1811	301
Caminhões Mack com motor Mack MP7	1811	301
Caminhões Mack com motor Mack MP8	1811	301
Caminhões Mack com motor E-7	13117	317
Caminhões Mack com motor Mack MP8	13118	317
Caminhões Pinnacle com motor Mack E7	1811	301
Caminhões Pinnacle com motor Mack MP10	1811	301
Caminhões Pinnacle com motor Mack MP7	1811	301
Caminhões Pinnacle com motor Mack MP8	1811	301
Caminhões Pinnacle com motor Mack E7	13117	317
Caminhões Pinnacle com motor Mack MP8	1810	301
Caminhões Pinnacle com motor Mack MP8	13118	317
Caminhões TerraPro com motor Mack E7	1811	301
Caminhões TerraPro com motor Mack MP10	1811	301
Caminhões TerraPro com motor Mack MP7	1811	301
Caminhões TerraPro com motor Mack MP8	1811	301
Caminhões TerraPro com motor Mack E7	13117	317
Caminhões TerraPro com motor Mack MP8	1810	301
Caminhões TerraPro com motor Mack MP8	13118	317
CS Séries (Midliner) Mack Engines	0649	266
CS Séries (Midliner) Renault 5.8L	0649	266
CS Séries (Midliner) Renault 6.2L	0649	266
CS Séries (Midliner) Renault 8.8L	0649	266
MS Séries (Midliner) Mack E3	0649	266
MS Séries (Midliner) Mack E5 / EC5	0649	266
MS Séries (Midliner) Renault 5.8L	0649	266
MS Séries (Midliner) Renault 6.2L	0649	266
Substitui Mitsubishi MK0077, M009T0077, 8MJ4298AM.	1811	301
Denso 428000-4430, 428000-444		
Substitui Mitsubishi MK1075, MK1078	1811	301

Mack	Nº ZEN	Pg.
Substitui Mitsubishi MK2078	1811	301
Maferasa	Nº ZEN	Pg.
Trator M série M 210 Cummins 6CTA 8.3	0089	313
Trator M série M 210 com motor Cummins 6CTA 8.3	0122	319
Trator M série M 210 com motor Cummins 6CTA 8.3	0133	251
Trator M série M 240 Cummins 6CTA 8.3	0088	313
Trator M série M 240 com motor Cummins 6CTA 8.3	0122	319
Trator M série M 240 com motor Cummins 6CTA 8.3	0133	251
Magirus	Nº ZEN	Pg.
Deutz M130, M160	1979	309
Magirus Deutz	Nº ZEN	Pg.
320M	0290	254
M270D	0290	254
M310D	0290	254
M340D	0290	254
Trator	0929	276
Magirus-Deutz	Nº ZEN	Pg.
M 80 D 6 FK FL, 7FK FL M90, M120 D-R	2021	312
Magneti Marelli	Nº ZEN	Pg.
Viejo	0671	267
Magni	Nº ZEN	Pg.
Empinhadeira 2.2, Ricklift 13	2009	311
Mahindra	Nº ZEN	Pg.
Bolero 2.5	1855	303
Bolero SLE e SLX Mdi 3.2 Lts Diesel	1716	296
CL 500 2.5	1855	303
Commander 2.5	1855	303
DI 32000 2.5	1855	303
Especial/Special	1616	292
Jeep Scorpio	1716	296
Major 2.5	1855	303
Marshal 2.5	1855	303
Maxx 2.5	1855	303
Pick Up	0925	276
Savari 2.5	1855	303
Scorpio	1717	297
Tourister 2.5	1855	303
Xylo	1799	300
Man	Nº ZEN	Pg.
10145 LXX 4.6, Motor D0834LFL02	2027	312
10150FFL 6.9, Motor D0826GF01	2027	312
10150FFL 6.9, Motor D0826GF03	2027	312
10150FOC 4.6, Motor D0824LFL001	2027	312
10150FOCL 6.9, Motor D0826OH02	2027	312
10150HOCL 6.9, Motor D0826OH02	2027	312
10153FFL 4.6, Motor D0824LFL01	2027	312
10153LLALL 4.6, Motor D0824LFL01	2027	312
10153LLALL 4.6, Motor D0824LFL05	2027	312
10163FFL 4.6, Motor D0824LFL02	2027	312
10163LLALL 4.6, Motor D0824LFL02	2027	312
10163LLALL 4.6, Motor D0824LFL06	2027	312
10163LLALL 4.6, Motor D0824LFL09	2027	312

Man	Nº ZEN	Pg.
10163LLALL 4.6, Motor D0824LFL09	2027	312
10220FOC 6.9, Motor D0826LFL03	2027	312
10220FOC 6.9, Motor D0826LFL10	2027	312
10220FOCL 6.9, Motor D0826LFL03	2027	312
10223FFL 6.9, Motor D0826LFL06	2027	312
10223LLALL 6.9, Motor D0826LFL06	2027	312
10224FFL 6.9, Motor D0826LFL03	2027	312
10224LLALL 6.9, Motor D0826LFL03	2027	312
11.136 H - HK - HAK - HS - U	1159	283
11150HOCL 6.9, Motor D0826OH02	2027	312
11190HOCL 6.9, Motor D0826LOH06	2027	312
11190HOCL 6.9, Motor D0826OH02	2027	312
11220HOCL 6.9, Motor D0826LOH15	2027	312
11220HOCL 6.9, Motor D0826LOH19	2027	312
11222 6.9, Motor D0826LOH15	2027	312
11222223 6.9, Motor D0826LOH15	2027	312
11223 6.9, Motor D0826LOH15	2027	312
11230HOCL 6.9, Motor D0826LOH03	2027	312
12152FFL 4.6, Motor D0824LFL01	2027	312
12152FFL 6.9, Motor D0826F01	2027	312
12152FFL 6.9, Motor D0826F02	2027	312
12162F 4.6, Motor D0824LFL02	2027	312
12162FL 4.6, Motor D0824LFL02	2027	312
12163L 4.6, Motor D0824LFL06	2027	312
12163L 4.6, Motor D0824LFL09	2027	312
12163LL 4.6, Motor D0824LFL06	2027	312
12163LL 4.6, Motor D0824LFL09	2027	312
12192F 6.9, Motor D0826LF01	2027	312
12192F 6.9, Motor D0826LF05	2027	312
12192F 6.9, Motor D0826LF07	2027	312
12192FA 6.9, Motor D0826LF05	2027	312
12192FA 6.9, Motor D0826LF07	2027	312
12192FFL 6.9, Motor D0826LF01	2027	312
12192FFL 6.9, Motor D0826LF05	2027	312
12192FFL 6.9, Motor D0826LF07	2027	312
12192FL 6.9, Motor D0826LF01	2027	312
12192FL 6.9, Motor D0826LF05	2027	312
12192FL 6.9, Motor D0826LF07	2027	312
12222F 6.9, Motor D0826LF11	2027	312
12222FA 6.9, Motor D0826LF11	2027	312
12222FFAFL 6.9, Motor D0826LF11	2027	312
12222FL 6.9, Motor D0826LF11	2027	312
12224LLL 6.9, Motor D0826LFL03	2027	312
12224LLL 6.9, Motor D0826LFL10	2027	312
12224M 6.9, Motor D0826LF18	2027	312
12224ML 6.9, Motor D0826LF18	2027	312
12224MML 6.9, Motor D0826LF18	2027	312
12232F 6.9, Motor D0826LF02	2027	312
12232F 6.9, Motor D0826LF06	2027	312
12232F 6.9, Motor D0826LF08	2027	312
12232FA 6.9, Motor D0826LF02	2027	312
12232FA 6.9, Motor D0826LF06	2027	312
12232FA 6.9, Motor D0826LF08	2027	312
12232FFAFL 6.9, Motor D0826LF02	2027	312
12232FFAFL 6.9, Motor D0826LF06	2027	312
12232FFAFL 6.9, Motor D0826LF08	2027	312
12232FL 6.9, Motor D0826LF02	2027	312



Man	Nº ZEN	Pg.
12232FL 6.9, Motor D0826LF06	2027	312
12232FL 6.9, Motor D0826LF08	2027	312
12255MC 6.9, Motor D0836LF05	2027	312
12255MLS 6.9, Motor D0836LF05	2027	312
12262F 6.9, Motor D0826LF13	2027	312
12262FFL 6.9, Motor D0826LF13	2027	312
12262FL 6.9, Motor D0826LF13	2027	312
12264 MML 6.9, D0826LF17	2027	312
12264MML 6.9, Motor D0826LF17	2027	312
12272F 6.9, Motor D0826LF04	2027	312
12272FA 6.9, Motor D0826LF04	2027	312
12272FFL 6.9, Motor D0826LF04	2027	312
12272FL 6.9, Motor D0826LF04	2027	312
12284MC 6.9, Motor D0836LF01	2027	312
12284MLCMLS 6.9, Motor D0836LF01	2027	312
12285MC 6.9, Motor D0836LF03	2027	312
13.136 U	1159	283
13220HOCL 6.9, Motor D0826LOH	2027	312
13220HOCL 6.9, Motor D0826LOH15	2027	312
13230HOCL 6.9, Motor D0826LOH	2027	312
14152FFL 4.6, Motor D0824LF01	2027	312
14152FFL 6.9, Motor D0826F01	2027	312
14152FFL 6.9, Motor D0826F02	2027	312
14162FFL 4.6, Motor D0824LF02	2027	312
14163L 4.6, Motor D0824LFL09	2027	312
14163LL 4.6, Motor D0824LFL09	2027	312
14163LLL 4.6, Motor D0824LFL06	2027	312
14163LLL 4.6, Motor D0824LFL09	2027	312
14192FFL 6.9, Motor D0826LF01	2027	312
14192FFL 6.9, Motor D0826LF05	2027	312
14192FFL 6.9, Motor D0826LF07	2027	312
14220HOCLNL 6.9, Motor D0826LOH19	2027	312
14222F 6.9, D0826LF11	2027	312
14222FFL 6.9, Motor D0826LF11	2027	312
14222FL 6.9, Motor D0826LF11	2027	312
14224LL 6.9, Motor D0826LF18	2027	312
14224LLALL 6.9, Motor D0826LFL03	2027	312
14224LLALL 6.9, Motor D0826LFL10	2027	312
14224MMAML 6.9, Motor D0826LF15	2027	312
14224MMAML 6.9, Motor D0826LF18	2027	312
14232F 6.9, Motor D0826LF02	2027	312
14232F 6.9, Motor D0826LF06	2027	312
14232F 6.9, Motor D0826LF08	2027	312
14232FFL 6.9, Motor D0826LF02	2027	312
14232FFL 6.9, Motor D0826LF06	2027	312
14232FFL 6.9, Motor D0826LF08	2027	312
14232FFL 6.9, Motor D0826LF217Silent	2027	312
14232FL 6.9, Motor D0826LF02	2027	312
14232FL 6.9, Motor D0826LF06	2027	312
14232FL 6.9, Motor D0826LF08	2027	312
14262FFL 6.9, Motor D0826LF13	2027	312
14264 MMAML 6.9, Motor D0826LF17	2027	312
14264LLALL 6.9, Motor D0826LFL09	2027	312
14264MMAML 6.9, Motor D0826LF17	2027	312
14272F 6.9, Motor D0826LF04	2027	312
14272FFL 6.9, Motor D0826LF04	2027	312
14284LAAF 6.9, Motor D0836LFL01	2027	312

Man	Nº ZEN	Pg.
14284LACLAK 6.9, Motor D0836LFL01	2027	312
14284LCLRC 6.9, Motor D0836LFL01	2027	312
14284LKLRC 6.9, Motor D0836LFL01	2027	312
14284LLC 6.9, Motor D0836LFL01	2027	312
14284LLLC 6.9, Motor D0836LFL01	2027	312
14284MAK 6.9, Motor D0836LFL01	2027	312
14284MAKO 6.9, Motor D0836LFL01	2027	312
14284MALF 6.9, Motor D0836LFL01	2027	312
14284MCMCMLLC 6.9, Motor D0836LFL01	2027	312
14284MLS 6.9, Motor D0836LFL01	2027	312
15163LLL 4.6, Motor D0824LFL06	2027	312
15163LLL 4.6, Motor D0824LFL09	2027	312
152 4.6, Motor D0824LOH01	2027	312
152 6.9, Motor D0826LOH02	2027	312
152 6.9, Motor D0826OH02	2027	312
152 MIDI 6.9, Motor D0826LOH01	2027	312
152 MIDI 6.9, Motor D0826OH02	2027	312
15224LLL 6.9, Motor D0826LFL03	2027	312
15224LLL 6.9, Motor D0826LFL10	2027	312
15264LLL 6.9, Motor D0826LFL09	2027	312
15284LC 6.9, Motor D0836LFL01	2027	312
15284LKL 6.9, Motor D0836LFL01	2027	312
15284LLC 6.9, Motor D0836LFL01	2027	312
17192F 6.9, Motor D0826LF01	2027	312
17192F 6.9, Motor D0826LF05	2027	312
17192F 6.9, Motor D0826LF07	2027	312
17192FA 6.9, Motor D0826LF01	2027	312
17192FA 6.9, Motor D0826LF05	2027	312
17192FA 6.9, Motor D0826LF07	2027	312
17192FL 6.9, Motor D0826LF01	2027	312
17192FL 6.9, Motor D0826LF01,D0826LF05	2027	312
17192FL 6.9, Motor D0826LF05	2027	312
17192GM2 6.9, Motor D0826LF01	2027	312
17192GM2 6.9, Motor D0826LF05	2027	312
17222FA 6.9, Motor D0826LF11	2027	312
17232F 6.9, Motor D0826LF	2027	312
17232F 6.9, Motor D0826LF02	2027	312
17232FA 6.9, Motor D0826LF	2027	312
17232FA 6.9, Motor D0826LF02	2027	312
17232FA 6.9, Motor D0826LF02,D0826LF06	2027	312
17232FA 6.9, Motor D0826LF06	2027	312
17232FA 6.9, Motor D0826LF08	2027	312
17232FL 6.9, Motor D0826LF	2027	312
17232FL 6.9, Motor D0826LF02	2027	312
17232FL 6.9, Motor D0826LF02,D0826LF06	2027	312
17232FL 6.9, Motor D0826LF06	2027	312
17232GM2 6.9, Motor D0826LF02	2027	312
17232GM2 6.9, Motor D0826LF06	2027	312
17272FLS 6.9, Motor D0826LF04	2027	312
18192F 6.9, Motor D0826LF01,D0826LF05	2027	312
18192F 6.9, Motor D0826LF07	2027	312
18192FFL 6.9, Motor D0826LF01	2027	312
18192FFL 6.9, Motor D0826LF05	2027	312
18192FFL 6.9, Motor D0826LF07	2027	312
18192FL 6.9, Motor D0826LF01,D0826LF05	2027	312
18192FL 6.9, Motor D0826LF07	2027	312
182 6.9, Motor D0826TOH01	2027	312

Man	Nº ZEN	Pg.
18220HOCLNL 6.9, Motor D0826LOH19	2027	312
18222F 6.9, Motor D0826LF11	2027	312
18222FFL 6.9, Motor D0826LF11	2027	312
18222FL 6.9, Motor D0826LF11	2027	312
18224LLALL 6.9, Motor D0826LFL03	2027	312
18224LLALL 6.9, Motor D0826LFL10	2027	312
18224M 6.9, Motor D0826LF18	2027	312
18224MAML 6.9, Motor D0826LF18	2027	312
18224MLLC 6.9, Motor D0826LFL10	2027	312
18224MMAML 6.9, Motor D0826LF15	2027	312
18224MMAML 6.9, Motor D0826LF18	2027	312
18232FFL 6.9, Motor D0826LF02	2027	312
18232FFL 6.9, Motor D0826LF02, D0826LF06	2027	312
18232FFL 6.9, Motor D0826LF06	2027	312
18232FFL 6.9, Motor D0826LF08	2027	312
18262FFL 6.9, Motor D0826LF13	2027	312
18264LLALL 6.9, Motor D0826LFL09	2027	312
18264MMAML 6.9, Motor D0826LF17	2027	312
18272FFL 6.9, Motor D0826LF04	2027	312
18284LAC 6.9, Motor D0836LFL01	2027	312
18284LAKLV 6.9, Motor D0836LFL01	2027	312
18284LC 6.9, Motor D0836LFL01	2027	312
18284LKL 6.9, Motor D0836LFL01	2027	312
18284LKO 6.9, Motor D0836LFL01	2027	312
18284LLCLLKL 6.9, Motor D0836LFL01	2027	312
18284MAC 6.9, Motor D0836LF01	2027	312
18284MAK 6.9, Motor D0836LF01	2027	312
18284MAKLV 6.9, Motor D0836LF01	2027	312
18284MC 6.9, Motor D0836LF01	2027	312
18284MKLV 6.9, Motor D0836LF01	2027	312
18284MKO 6.9, Motor D0836LF01	2027	312
18284MLK 6.9, Motor D0836LF01	2027	312
18284MLLCMLS 6.9, Motor D0836LF01	2027	312
192 6.9, Motor D0826LOH01	2027	312
192 6.9, Motor D0826LOH06	2027	312
192 MIDI 6.9, Motor D0826LOH01	2027	312
20224LLL 6.9, Motor D0826LFL10	2027	312
20264LLL 6.9, Motor D0826LFL09	2027	312
20284LNLC 6.9, Motor D0836LFL01	2027	312
20284LNLLC 6.9, Motor D0836LFL01	2027	312
220 6.9, Motor D0836LOH03	2027	312
220230 6.9, Motor D0836LOH03	2027	312
222F 6.9, Motor D0826LUH12	2027	312
223 6.9, Motor D0826LOH19	2027	312
223F 6.9, Motor D0836LOH03	2027	312
224284 6.9, Motor D0826LF15, D0826LF17, D0826LF18, D0826LFL03, D0826LFL09, D0826LFL10	2027	312
24192FNL 6.9, Motor D0826LF01	2027	312
24192FNL 6.9, Motor D0826LF05	2027	312
24192FNL 6.9, Motor D0826LF07	2027	312
24192FVL 6.9, Motor D0826LF01	2027	312
24192FVL 6.9, Motor D0826LF05	2027	312
24192FVL 6.9, Motor D0826LF07	2027	312
24222FNL 6.9, Motor D0826LF11	2027	312
24222FNLFVL 6.9, Motor D0826LF11	2027	312
24222FVL 6.9, Motor D0826LF11	2027	312
24232FNL 6.9, Motor D0826LF217/Silent	2027	312

Man	Nº ZEN	Pg.
24232FNL 6.9, Motor D0826LF02	2027	312
24232FNL 6.9, Motor D0826LF06	2027	312
24232FNL 6.9, Motor D0826LF08	2027	312
24232FVL 6.9, Motor D0826LF02	2027	312
24232FVL 6.9, Motor D0826LF06	2027	312
24232FVL 6.9, Motor D0826LF08	2027	312
24262FNL 6.9, Motor D0826LF13	2027	312
24262FVL 6.9, Motor D0826LF13	2027	312
24272FNL 6.9, Motor D0826LF04	2027	312
24272FVL 6.9, Motor D0826LF04	2027	312
25224MML 6.9, Motor D0826LF15	2027	312
25224MML 6.9, Motor D0826LF18	2027	312
25224MVL 6.9, Motor D0826LF15	2027	312
25224MVL 6.9, Motor D0826LF18	2027	312
25264MML 6.9, Motor D0826LF17	2027	312
25264MVL 6.9, Motor D0826LF17	2027	312
25284MNL 6.9, Motor D0836LF01	2027	312
25284MNL 6.9, Motor D0836LF01	2027	312
26225DLK 6.9, Motor D0836LFL02	2027	312
26255DLK 6.9, Motor D0836LFL05	2027	312
26285DLTM 6.9, Motor D0836LFL03	2027	312
263 6.9, Motor D0826LOH18	2027	312
283F 6.9, Motor D0836LOH02	2027	312
6100F 4.6, Motor D0824GF, GF01	2027	312
6100F 4.6, Motor D0824GF02	2027	312
8100F 4.6, Motor D0824GF, GF01	2027	312
8100F 4.6, Motor D0824GF02	2027	312
8113L 4.6, Motor D0824LFL08	2027	312
8113LL 4.6, Motor D0824LFL08	2027	312
8113LLL 4.6, Motor D0824LFL04	2027	312
8113LLL 4.6, Motor D0824LFL08	2027	312
8150F 6.9, Motor D0826GF	2027	312
8150F 6.9, Motor D0826GF03	2027	312
8150FAE 6.9, Motor D0826GF	2027	312
8150FAE 6.9, Motor D0826GF03	2027	312
8150FL 6.9, Motor D0826GF	2027	312
8150FL 6.9, Motor D0826GF03	2027	312
8150FOC 4.6, Motor D0824LF001	2027	312
8150FOC 6.9, Motor D0826GF01	2027	312
8150FOC 6.9, Motor D0826GF03	2027	312
8150FOCL 4.6, Motor D0824LF001	2027	312
8153FVL 4.6, Motor D0824LFL01	2027	312
8153L 4.6, Motor D0824LFL01	2027	312
8153L 4.6, Motor D0824LFL05	2027	312
8153LA 4.6, Motor D0824LFL05	2027	312
8153LA 4x4 4.6, Motor D0824LFL01	2027	312
8153LL 4.6, Motor D0824LFL05	2027	312
8160FOC 4.6, Motor D0824LFL09	2027	312
8160FOCL 4.6, Motor D0824LFL09	2027	312
8163F 4.6, Motor D0824LFL02	2027	312
8163FL 4.6, Motor D0824LFL02	2027	312
8163L 4.6, Motor D0824LFL02	2027	312
8163L 4.6, Motor D0824LFL06	2027	312
8163L 4.6, Motor D0824LFL07	2027	312
8163L 4.6, Motor D0824LFL09	2027	312
8163LA 4.6, Motor D0824LFL02	2027	312
8163LA 4.6, Motor D0824LFL06	2027	312

Man	Nº ZEN	Pg.
8163LA 4.6, Motor D0824LFL07	2027	312
8163LA 4.6, Motor D0824LFL09	2027	312
8163LL 4.6, Motor D0824LFL02	2027	312
8163LL 4.6, Motor D0824LFL06	2027	312
8163LL 4.6, Motor D0824LFL07	2027	312
8163LL 4.6, Motor D0824LFL09	2027	312
8185LLX 4.6, Motor D0834LFL03	2027	312
8185LX 4.6, Motor D0834LFL03	2027	312
8220FOC 6.9, Motor D0826LFL03	2027	312
8220FOC 6.9, Motor D0826LFL10	2027	312
8220FOCL 6.9, Motor D0826LFL03	2027	312
8220FOCL 6.9, Motor D0826LFL10	2027	312
8223F 6.9, Motor D0826LFL06	2027	312
8223FL 6.9, Motor D0826LFL06	2027	312
8223LLALL 6.9, Motor D0826LFL06	2027	312
8224FFL 6.9, Motor D0826LFL03	2027	312
8224L 6.9, Motor D0826LFL03	2027	312
8224LC 6.9, Motor D0826LFL10	2027	312
8224LK 6.9, Motor D0826LFL10	2027	312
8224LKI 6.9, Motor D0826LFL10	2027	312
8224LKL 6.9, Motor D0826LFL10	2027	312
8224LLALL 6.9, Motor D0826LFL03	2027	312
8224LLCLK 6.9, Motor D0826LFL10	2027	312
9150F 6.9, Motor D0826GF	2027	312
9150F 6.9, Motor D0826GF03	2027	312
9150FAE 6.9, Motor D0826GF03	2027	312
9150FAKO 6.9, Motor D0826GF03	2027	312
9150FL 6.9, Motor D0826GF	2027	312
9150FL 6.9, Motor D0826GF03	2027	312
9150FOC 6.9, Motor D0826GF01	2027	312
9150FOC 6.9, Motor D0826GF03	2027	312
9153FFL 4.6, Motor D0824LFL01	2027	312
9153LLL 4.6, Motor D0824LFL01	2027	312
9153LLL 4.6, Motor D0824LFL05	2027	312
9163 4.6, Motor D0824LFL09	2027	312
9163FFL 4.6, Motor D0824LFL02	2027	312
9163L 4.6, Motor D0824LFL02	2027	312
9163L 4.6, Motor D0824LFL06	2027	312
9163L 4.6, Motor D0824LFL07	2027	312
9163L 4.6, Motor D0824LFL09	2027	312
9163LL 4.6, Motor D0824LFL02	2027	312
9163LL 4.6, Motor D0824LFL06	2027	312
9163LL 4.6, Motor D0824LFL09	2027	312
9185LLX 4.6, Motor D0834LFL03	2027	312
9185LX 4.6, Motor D0834LFL03	2027	312
9223FFL 6.9, Motor D0826LFL06	2027	312
9223LLL 6.9, Motor D0826LFL06	2027	312
9224FFL 6.9, Motor D0826LFL03	2027	312
9224L 6.9, Motor D0826LFL03	2027	312
9224LC 6.9, Motor D0826LFL10	2027	312
9224LK 6.9, Motor D0826LFL10	2027	312
9224LKI 6.9, Motor D0826LFL10	2027	312
9224LKL 6.9, Motor D0826LFL10	2027	312
9224LL 6.9, Motor D0826LFL03	2027	312
9224LLC 6.9, Motor D0826LFL03	2027	312
9224LLS 6.9, Motor D0826LFL10	2027	312
Caminhão	1111	313

Man	Nº ZEN	Pg.
Caminhão Bussing	0538	262
Europe Bus	1178	284
LE110C 4.6, Motor D0824LFL08	2027	312
LE140C 4.6, Motor D0834LFL02	2027	312
LE160B 4.6, Motor D0824LFL06	2027	312
LE160C 4.6, Motor D0824LFL06	2027	312
LE180B 4.6, Motor D0834LFL03	2027	312
LE180C 4.6, Motor D0834LFL03	2027	312
LE220280 6.9, Motor D0826LFL10	2027	312
LE220B 6.9, Motor D0826LFL10	2027	312
LE220B 6.9, Motor D0836LFL02	2027	312
LE220C 4.6, Motor D0826LFL10	2027	312
LE220C 6.9, Motor D0824LFL10	2027	312
LE220C 6.9, Motor D0826LFL10	2027	312
LE220C 6.9, Motor D0836LFL02	2027	312
LE250B 6.9, Motor D0836LFL05	2027	312
LE280B 6.9, Motor D0836LFL01, D0836LFL03	2027	312
LE280B 6.9, Motor D0836LFL03	2027	312
LE280B 6.9, Motor D0836LFL03	2027	312
Lions City D0836 6.9L Dsl	1178	284
Lions Classic D0836 6.9L Dsl	1178	284
ME220B 6.9, Motor D0826LFL18	2027	312
ME220B 6.9, Motor D0836LFL04	2027	312
ME250B 6.9, Motor D0836LFL05	2027	312
ME250B 6.9, Motor D0836LFL05	2027	312
ME280B 6.9, Motor D0836LFL01	2027	312
ME280B 6.9, Motor D0836LFL03	2027	312
ME280B 6.9, Motor D0836LFL03	2027	312
Motores 4.6, Motor D0824LOH05	2027	312
Manitou	Nº ZEN	Pg.
Plataforma aérea 2.2, 160 ATJ	2009	311
Marine Electric	Nº ZEN	Pg.
Jet Ski	1455	287
Marshall	Nº ZEN	Pg.
TM1100	2013	311
Maruti	Nº ZEN	Pg.
Dzire	1752	298
Gypsy	1509	289
Swift	1752	298
SX4	1752	298
Massey Ferguson	Nº ZEN	Pg.
210-4	0376	257
265	0978	278
44	0078	313
450B	0308	255
450C	0308	255
55	0078	313
55C	0078	313
600	0078	313
66	0078	313
66C	0078	313
700C	0078	313
77C	0078	313
AA 550 Perkins / MWM 6 cil	1600	291

Massey Ferguson	Nº ZEN	Pg.
AA 660 Perkins / MWM 6 cil	1600	291
C44	0078	313
Colheitadeira MF3640 PER-A 6358	0118	251
Colheitadeira MF5650 turbo PER-AT 6354-4	0118	251
Colheitadeira 3640	1602	291
Colheitadeira 5650	1602	291
Colheitadeira MF	0182	252
Colheitadeira MF102	0118	251
Colheitadeira MF1630	0118	251
Colheitadeira MF1630 PER-A 4248	0118	251
Colheitadeira MF210S	0118	251
Colheitadeira MF220	0118	251
Colheitadeira MF310	0118	251
Colheitadeira MF34 Dynapac - com motores Cummins 6CT, 6CTA e 6CTAA 8.3L	0097	250
Colheitadeira MF3640	0118	251
Colheitadeira MF38 Dynapac - com motores Cummins 6CT, 6CTA e 6CTAA 8.3L	0097	250
Colheitadeira MF5650	0118	251
Colheitadeira MF5650 PER-A 6354-4	0118	251
Combine Perkins 1006-60	1678	294
D66	0078	313
E7C	0302	255
Especial/Special	0067	249
Especial/Special	0150	252
Especial/Special	0737	268
Especial/Special	1772	299
Massey Ferguson	0110	251
Massey Ferguson	0134	251
Massey Ferguson	9074	314
Maxion 3000 Perkins 4000 4.1	1622	292
Maxion 9110	1195	285
Maxion 9130	1195	285
Maxion 9150	1195	285
Maxion 9170	1195	285
MF 102 Perkins-A6.372	1616	292
MF 102 Perkins-AT6.354	1616	292
MF 105	1616	292
MF 1080 Perkins A4.318	1616	292
MF 1080 S-4RM Perkins A4.318	1616	292
MF 1085 A4.318	1616	292
MF 11	1616	292
MF 1100 Perkins A6.354	1616	292
MF 1104	1616	292
MF 1114 Perkins A6.354	1616	292
MF 1250 Séries Perkins A6.354.4	1616	292
MF 130 Perkins 4 107 Diesel	0411	258
MF 1630 A 6.354-4 e 1630 A 4284 JF 12V	1690	295
MF 178 Perkins A4.248	1616	292
MF 186	1616	292
MF 200 Perkins / MWM 4, 6 cil	1600	291
MF 200	1700	296
MF 201	1616	292
MF 205	1616	292
MF 206	1616	292
MF 207	1616	292
MF 2600 Perkins / MWM 4, 6cil	1600	291

Massey Ferguson	Nº ZEN	Pg.
MF 265 Perkins A4.236 3.9	1622	292
MF 275 Perkins P4000 4.1	1622	292
MF 283 Perkins P4000 4.1	1622	292
MF 290 Perkins P4000 4.1	1622	292
MF 290	1700	296
MF 292 Perkins P4000 4.1	1622	292
MF 30 D	1616	292
MF 3060 Perkins A4.248	1600	291
MF 3060 / 3065	1616	292
MF 3065 Perkins AT4.236	1600	291
MF 307	1616	292
MF 3070 Perkins AT4.236	1616	292
MF 32 Sisu 620DS 6 Cil	1698	295
MF 33B	0308	255
MF 34 Sisu 634DSA 6 Cil	1698	295
MF 34 yl Perkins / MWM 6c	1600	291
MF 35 4 cyl. Leyland engine	2013	311
MF 3625 V/S/F/GE Sisl Diesel 33 DTA 3.3	1701	296
MF 3635 V/S/F/GE Sisl Diesel 33 DTA 3.3	1701	296
MF 3640 A 6.358 A JF 12V	1690	295
MF 3640 Perkins 1006-6 JF 12V	1690	295
MF 3640 V/S/F/GE Sisl Diesel 33 CTA 3 Cil 82HP 3.3	1701	296
MF 3645 Sisl Diesel 33 DTA 3.3	1701	296
MF 3650 S/F/GE Sisl Diesel 33 CTA 3 Cil 92 HP 3.3	1701	296
MF 3655 Sisl Diesel 33 DTA 3.3	1701	296
MF 3680	1700	296
MF 374 S,V,F Perkins A4.236	1616	292
MF 38 Perkins/MWM 6 cil	1600	291
MF 383 Perkins - A4.236	1600	291
MF 394 S,F Perkins A4.248	1616	292
MF 400 Perkins / MWM 4, 6 cil	1600	291
MF 400X Perkins / MWM 4, 6 cil	1600	291
MF 4200 Perkins / MWM 4, 6 cil	1600	291
MF 4200	1700	296
MF 4290	1700	296
MF 4292	1678	294
MF 4292 (cab) (Brasil) Sisu 420DS 4 Cil	1698	295
MF 4292 (plat) Sisu 420DS 4 Cil	1698	295
MF 4297 Sisu 420DS 4 Cil	1698	295
MF 4297 (cab) (Brasil) Sisu 420DS 4 Cil	1698	295
MF 4297 (plat) Sisu 420DS 4 Cil	1698	295
MF 4299 Sisu 420DSA 4 Cil	1698	295
MF 4299 (plat) Sisu 420DSA 4 Cil	1698	295
MF 4299 (plat) (Brasil) Sisu 420DSA 4 Cil	1698	295
MF 4435 Sisl Diesel 33 DTA 3 Cil 74 HP 3.3	1701	296
MF 4445 Sisu Diesel 44DTA 4 Cil 101HP 4.4	1698	295
MF 4445 Sisu Diesel 44DTA 4 Cil 88HP 4.4	1698	295
MF 460 XTRA (cab) (Brasil) Sisu 44DTA 4 Cil	1698	295
MF 460 XTRA (plat) Sisu 44DTA 4 Cil	1698	295
MF 470 XTRA (cab) (Brasil) Sisu 44DTA 4 Cil	1698	295
MF 470 XTRA (plat) Sisu 44DTA 4 Cil	1698	295
MF 480 XTRA (cab) (Brasil) Sisu 44DTA 4 Cil	1698	295
MF 480 XTRA (plat) Sisu 44DTA 4 Cil	1698	295
MF 487	1616	292
MF 50 10TD Perkins A4.236/A4.318	1616	292
MF 50 10TD/9TD Perkins A4.236/A4.212	1616	292
MF 50 9TD / EX Perkins A4.236	1616	292

Massey Ferguson	Nº ZEN	Pg.
MF 500 Perkins / MWM 4, 6 cil	1600	291
MF 506	1616	292
MF 510	1616	292
MF 520 / 525 Perkins A6.354	1616	292
MF 5200 Perkins / MWM 4, 6 cil	1600	291
MF 5200	1700	296
MF 5275 Perkins Série 4.41 4.1	1622	292
MF 5285 Perkins Série 4.41 4.1	1622	292
MF 52902 Perkins Série 4.41 4.1	1622	292
MF 5300 Perkins / MWM 4, 6 cil	1600	291
MF 5300 Perkins 1004 4T 4.0	1622	292
MF 5300	1700	296
MF 5310 Perkins 1004 4T 4.0	1622	292
MF 5465 Perkins 6-cyl	1678	294
MF 5465 Sisu Diesel 66CTA 6 Cil	1698	295
MF 5470 Sisu Diesel 44CTA 4 Cil 4.4	1698	295
MF 5480 Sisu Diesel 49CTA 4 Cil 4.9	1698	295
MF 5650 (Brasil) Sisu 620DS 6 Cil	1698	295
MF 5650 A 6.354.4 JF 12V	1690	295
MF 5650 Perkins 1006-6T JF 12V	1690	295
MF 5650 Turbo AT 6.354.4 JF 12V	1690	295
MF 592 / 595 Perkins A4.318	1616	292
MF 6150 1004-4THR	1616	292
MF 6160 1006-6	1616	292
MF 620 / 625 Perkins A6.372	1616	292
MF 6270	1700	296
MF 6280	1700	296
MF 6350 Sisu 620DS 6 Cil	1698	295
MF 6360 Sisu 634DSA 6 Cil	1698	295
MF 6460 Sisu 44CTA 4.4	1698	295
MF 6470 Sisu 44CTA 4.4	1698	295
MF 6485 Sisu Diesel 66CTA 130kW 6.6	1698	295
MF 6490 Sisu Diesel 66CTA 6.6	1698	295
MF 6495 Sisu Diesel 66CTA 6.6	1698	295
MF 6497 Sisu Diesel 74CTA 7.4	1698	295
MF 6499 Sisu Diesel 74CTA 7.4	1698	295
MF 675 9TD/10TD Perkins A4.236	1616	292
MF 6845 Perkins 1006-6T JF 12V	1690	295
MF 685	1616	292
MF 6855 Perkins 1006-6TW JF 12V	1690	295
MF 6865 Perkins 1006-6T JF 12V	1690	295
MF 690 9TD/10TD Perkins A4.248	1616	292
MF 7140 Sisu 620DS 6 Cil	1698	295
MF 7145 Sisu 634DSA 6 Cil	1698	295
MF 7150 Sisu 620DS 6 Cil	1698	295
MF 7170 Sisu 620DS 6 Cil	1698	295
MF 7180 Sisu 620DS 6 Cil	1698	295
MF 7330 Sisu 620DS 6 Cil	1698	295
MF 7350 Sisu 620DS 6 Cil	1698	295
MF 7370 Sisu 620DS 6 Cil	1698	295
MF 7390 Sisu 620DS 6 Cil	1698	295
MF 7415 Sisu 634DSA 6 Cil	1698	295
MF 7485 Sisu Diesel 66CTA 6 Cil 6.6	1698	295
MF 7490 Sisu Diesel 66CTA 6.6	1698	295
MF 7495 Sisu Diesel 66CTA 6.6	1698	295
MF 7497 Sisu Diesel 74CTA 7.4	1698	295
MF 7499 Sisu Diesel 74.392CTA-4V 165kW 7.4	1698	295

Massey Ferguson	Nº ZEN	Pg.
MF 8140 620DE	1678	294
MF 8140 620DE	1600	291
MF 8150 620DS	1678	294
MF 8150 620DS	1600	291
MF 8160 634DS	1678	294
MF 8160 634DS	1600	291
MF 8160 634DS	1698	295
MF 8210 155 HP	1678	294
MF 8220	1678	294
MF 8250 634DWE 7,4 L	1678	294
MF 8250 634DWE 7.4	1698	295
MF 8250 634DWE 7.4	1600	291
MF 8280 645.142DSBIE 8.4	1600	291
MF 8450 Sisu Diesel 6 Cil 7.4	1698	295
MF 8460 Sisu Diesel 6 Cil Tier III 7.4	1698	295
MF 8470 Sisu Diesel 6 Cil 8.4	1698	295
MF 86HS Perkins 4.236 4.0	1622	292
MF 9500 Séries Perkins A6.354	1616	292
MF 96 Perkins 4000 4.1	1622	292
MF-1205	9260	314
MF-1220 Isekinouki 3-69 Diesel	9260	314
MF-1230	9260	314
MF-1235	9260	314
MF-60E Perkins Diesel Engines	0649	266
MF102 Cane Harvester Perkins-A6.372	1980	309
MF102 Cane Harvester Perkins-AT6.354	1980	309
MF105 Cane Harvester	1980	309
MF1080 Perkins A4.318	1980	309
MF1080 S-4RM Perkins A4.318	1980	309
MF1085 A4.318	1980	309
MF11 Loader	1980	309
MF1100 Perkins A6.354	1980	309
MF1104 Perkins A6.354	1980	309
MF1114	1980	309
MF1250 Perkins A6.354.4	1980	309
MF155	0302	255
MF155	0661	266
MF158	0302	255
MF158	0661	266
MF168	0302	255
MF168	0661	266
MF178 Perkins A4.248	1980	309
MF185 Motor Iberica	1980	309
MF186	0302	255
MF186	0661	266
MF186	1980	309
MF187	0302	255
MF187	0661	266
MF188	0302	255
MF188	0661	266
MF1956	0041	248
MF201 Cane Harvester	1980	309
MF205 Cane Harvester	1980	309
MF206 Combine	1980	309
MF207	1980	309
MF220	0024	248
MF220	1359	287

Massey Ferguson	Nº ZEN	Pg.
MF235	0024	248
MF235	0043	248
MF235	0668	266
MF235	1359	287
MF235 PER-A 3152	0043	248
MF250	0024	248
MF250	1359	287
MF265	0668	266
MF265	1195	285
MF270	1195	285
MF275	0024	248
MF275	1195	285
MF275	1359	287
MF285	0024	248
MF285	1195	285
MF285	1359	287
MF285 Motor Iberica E480	1980	309
MF290	0024	248
MF290	1195	285
MF290	1359	287
MF290 RA Perkins 4236	0024	248
MF290 RA Perkins 4236 diesel	1359	287
MF292	1195	285
MF295	1195	285
MF296	0024	248
MF296	1195	285
MF296	1359	287
MF3060 Perkins A4.248	1980	309
MF3065 Perkins AT4.236	1980	309
MF307 Combine	1980	309
MF3070 Perkins AT4.236	1980	309
MF30D	1980	309
MF3366	0024	248
MF3366	1359	287
MF400	0024	248
MF400	1195	285
MF400	1359	287
MF487	0302	255
MF487	0661	266
MF487 Combine	1980	309
MF50 EX Perkins A4.236	1980	309
MF50 Perkins A4.236	1980	309
MF50 Perkins A4.236/A4.212	1980	309
MF50 Perkins A4.236/A4.318	1980	309
MF506 Combine	1980	309
MF507	0302	255
MF507	0661	266
MF50X	0024	248
MF50X	1195	285
MF50X	1359	287
MF510	0302	255
MF510	0661	266
MF510	1980	309
MF520	0302	255
MF520	0661	266
MF520 Combine Perkins A6.354	1980	309
MF525	0302	255

Massey Ferguson	Nº ZEN	Pg.
MF525	0661	266
MF525 Combine Perkins A6.354	1980	309
MF55X	0024	248
MF55X	1195	285
MF55X	1359	287
MF592 Perkins A4.318	1980	309
MF595 Perkins A4.318	1980	309
MF6150 1004-4THR	1980	309
MF6160 1006-6	1980	309
MF620 Perkins A6.372	1980	309
MF625 Perkins A6.372	1980	309
MF65R	0024	248
MF65R	1195	285
MF65R	1359	287
MF65X	0024	248
MF65X	1195	285
MF65X	1359	287
MF675 Perkins A4.236	1980	309
MF685	1980	309
MF690 Perkins A4.248	1980	309
MF85	0034	248
MF85X	0024	248
MF85X	1195	285
MF85X	1359	287
MF86	1195	285
MF87	0302	255
MF87	0661	266
MF95	1195	285
MF9500 Perkins A6.354	1980	309
MF95I	0024	248
MF95I	1195	285
MF95I	1359	287
MF95X	0024	248
MF95X	1359	287
MX 720	1698	295
MX 750	1698	295
Pick Up	0118	251
SC50	0302	255
SM6A	0302	255
SM6B	0302	255
SM6C	0302	255
SM7	0302	255
SM8	0302	255
SM8TU	0302	255
Sprayer Sisu 620DS 6 Cil	1698	295
Trator	0085	250
Trator	0480	260
Trator Com Motor 4 cil.	12682	320
Trator 6270	1693	295
Trator 6280	1693	295
Trator 6290	1693	295
Trator com Motor Perkins	1693	295
Trator Maxion 9150	0118	251
Trator Maxion 9110	0118	251
Trator Maxion 9130	0118	251
Trator Maxion 9170	0118	251
Trator MF	0182	252

Massey Ferguson	Nº ZEN	Pg.
Trator MF265	0118	251
Trator MF270	0118	251
Trator MF275	0118	251
Trator MF275/4	0118	251
Trator MF285	0118	251
Trator MF290	0118	251
Trator MF292	0118	251
Trator MF295	0118	251
Trator MF295/4	0118	251
Trator MF296	0118	251
Trator MF296/4	0118	251
Trator MF3366	0121	319
Trator MF400	0118	251
Trator MF4780 (SSB-DN11)	0087	313
Trator MF4780 com motor Scania DN11	0087	313
Trator MF4780 com motor Scania DN11	0122	319
Trator MF4780 com motor Scania DN11	0133	251
Trator MF50X	0118	251
Trator MF55X	0118	251
Trator MF65R	0118	251
Trator MF65X	0118	251
Trator MF85X	0118	251
Trator MF86	0118	251
Trator MF95	0118	251
Trator MF95i	0118	251
TX 45	1616	292
TX45 Combine	1980	309

Matrot	Nº ZEN	Pg.
Máquinas	1979	309

Maxion	Nº ZEN	Pg.
Ideal 9075 Perkins 1006-6 JF 12V	1690	295
Ideal 9090 Perkins 1006-6T JF 12V	1690	295
Ideal 9090 Perkins 1006-6TW JF 12V	1690	295
Motor S4	12684	320
Motores	12682	320

Mazda	Nº ZEN	Pg.
2 1.3 e 1.3 VTi	1916	306
2 1.5 I	1916	306
2200 Pick-Up	9791	315
3 L4 2.5 L	1876	304
3 3 1.6 MZR	1916	306
3 L4 2.0L 1998cc 122cid VIN F	1764	299
3 L4 2.0L 1998cc 122cid VIN G	1764	299
3 L4 2.0L 1999cc 122cid	1764	299
3 L4 2.0L 1999cc 122cid VIN F	1764	299
3 L4 2.0L 1999cc 122cid VIN G	1764	299
3 L4 2.0L 2000cc 122cid	1764	299
3 L4 2.0L 2000cc 122cid VIN F	1764	299
3 L4 2.3L 2260cc	1764	299
3 L4 2.3L 2260cc 138cid	1764	299
323 1.3 e 1.5	0450	259
323 1.3 - 1.5 626/EGi	0475	260
323 1.3 e 1.5 8T	0871	274
323	0874	274
323	0908	275

Mazda	Nº ZEN	Pg.
5 L4 2.3L 2260cc	1764	299
5 L4 2.3L 2260cc 138cid	1764	299
6 L4 2.5 L	1876	304
6 2.3L Non-Turbo, Gas (L3)	1764	299
6 L4 2.3L 2260cc	1764	299
6 L4 2.3L 2260cc 138cid	1764	299
6 L4 2.3L 2260cc 138cid w/Turbo	1764	299
6 L4 2.3L 2260cc w/Turbo	1764	299
6 L4 2.5L 2488cc 152cid	1764	299
626	0671	267
626SL	0908	275
B Séries Pick Up 2.3L	1585	291
B1600	0874	274
B2200	0874	274
B2200	0947	277
B2200	1722	297
B2500D	1024	280
Capella	0144	252
CX-7 L4 2.3L 2260cc	1764	299
CX5 L4 2.5 L	1876	304
Especial/Special	0352	257
Especial/Special	0426	258
Especial/Special	0957	277
Especial/Special	12658	316
Especial/Special	12659	316
Familia	0144	252
Luce	0144	252
Mazda B-2000	1646	293
MX 5 (Miata) 1.6 e 1.8	0450	259
Pick Up 1000 1.2	0144	252
Proceed	0144	252
SLX	0908	275
Swaraj Mazda T3500	1526	289
Tribute 2.3L	1585	291

MCCormick	Nº ZEN	Pg.
80	1700	296
Tele-Trac Sisu 44-CWA-2V 4.4	1698	295

Mercedes Benz	Nº ZEN	Pg.
0302-0352 Otobus	0417	258
10 T 1013	1073	282
1000	1073	282
1013A	1073	282
1013S	1073	282
1017	1073	282
1017AF	0367	257
1017F	0367	257
108B	0015	248
11 T L1113B	1073	282
1100	1073	282
1111 (OM321)	0034	248
1113	0034	248
1113B	0367	257
12 T 1213	1073	282
1215	1888	305
1215 C	1038	280
1217	1073	282

Mercedes Benz	Nº ZEN	Pg.
1217AF	0367	257
124	1071	282
1250	1073	282
1300 Turbo	1073	282
1313	0034	248
1316	0034	248
1319	0218	313
1320	0218	313
1350	1073	282
13T 1313	1073	282
14 T 1413	1073	282
1400 Turbo	1073	282
1417	1073	282
1417	1888	305
1418	0218	313
1418 R Com motores OM 364 e OM 366 em 12V	1112	283
1418R OM 364 e OM 366 em 12V. 29MT	12957	316
1418R OM 364 e OM 366 em 12V. 29MT	12961	316
1419	0218	313
1420	0218	313
1425	0218	313
1425 S	0218	313
1450	1073	282
1500	1073	282
1513	0034	248
1516	0034	248
1517	0218	313
1518	0218	313
1519	0218	313
1520	0218	313
1524	0218	313
1525	0218	313
1550	1073	282
15T 1513	1073	282
16 T 1613	1073	282
1600 Turbo	1073	282
1617	1073	282
1622	0218	313
1625	0624	265
1625	0858	274
1625	1888	305
1628	1888	305
1630	0624	265
1630	0858	274
1632	1888	305
1632L	1205	285
1632LS	1205	285
1634LS	1205	285
1650	1073	282
170 SD y 180 SD Arr. Bosch Caz. Grande	0709	268
1700	1073	282
1720 Com motores OM 364 e OM 366 em 12V	1112	283
1720 OM 364 e OM 366 em 12V. 29MT	12957	316
1720 OM 364 e OM 366 em 12V. 29MT	12961	316
1720 K Com motores OM 364 e OM 366 em 12V	1112	283
1720K OM 364 e OM 366 em 12V. 29MT	12957	316
1720K OM 364 e OM 366 em 12V. 29MT	12961	316

Mercedes Benz	Nº ZEN	Pg.
1725	1888	305
1750	1073	282
18 T 1819	1073	282
180D 2.5	0228	254
180D	12682	320
180D Furgão / Pick Up	0796	271
180DB	0028	248
1825	0624	265
1825	0858	274
1831	0920	276
1831 AK	0920	276
1831L	0920	276
1835	0920	276
1835 AK	0920	276
1835L	0920	276
1840	0920	276
1840 AK	0920	276
1840L	0920	276
1843	0920	276
1843 AK	0920	276
1843L	0920	276
1848	0920	276
1848 AK	0920	276
1848L	0920	276
1853	0920	276
1853L	0920	276
1857L	0920	276
190	0482	260
190	0857	274
190 1.8	1619	292
190 2.0	1619	292
190 2.0 E	1619	292
190 2.3 E	1619	292
190 2.5 16V	1619	292
190 (W201)	1886	304
190B	0015	248
190C	0080	250
190D 2.2, 2.5	0572	263
190DB	0028	248
190E	0482	260
190E	0492	261
190E	0857	274
1922	0920	276
1924	0218	313
1928	0920	276
1928L	0920	276
1929	0218	313
1932	0218	313
1933	0218	313
1933	0920	276
1933L	0920	276
1934	0218	313
1935	0624	265
1935	0858	274
1936	0920	276
1938	0920	276
1938L	1205	285



Mercedes Benz	Nº ZEN	Pg.
1938LS	1205	285
1938S	1205	285
1941	0624	265
1941	0858	274
1944L	1205	285
200	0080	250
200	0108	251
200	0139	252
200	0482	260
200	0492	261
200	0857	274
200D	0228	254
200D	0319	256
200D	0366	257
200D DT	0572	263
2013	0034	248
2015	0034	248
2019	0218	313
2025 S	0218	313
2028 LS	0218	313
2031	0920	276
2031A	0920	276
2033LS	0920	276
2035A	0920	276
2036LS	0920	276
2040	0920	276
2040A	0920	276
2053	0920	276
207D	0228	254
208	0108	251
208D	0572	263
209D	0228	254
2100	1073	282
210D	0572	263
2150	1073	282
220	0080	250
220	0108	251
220	0139	252
220 L4 2.2L 2197cc 134cid gasolina	0221	253
220 L4 2.2L 2197cc gasolina	0221	253
220	0307	255
220B	0227	254
220D L4 2.2L 2197cc 134cid gasolina	0221	253
220D L4 2.2L 2197cc gasolina	0221	253
220D	0228	254
220D	0319	256
220SB	0227	254
220SEB	0227	254
2213 (OM352)	0034	248
2216 (OM352A)	0034	248
2219	0218	313
2220	0218	313
2222	0218	313
2225B	0218	313
2228	0218	313
2233	0218	313
2236	0218	313

Mercedes Benz	Nº ZEN	Pg.
2238	0218	313
230	0080	250
230	0139	252
230 L4 2.3L 2307cc gasolina	0221	253
230 L6 2.3L 2306cc 141cid gasolina	0221	253
230	0307	255
230	0482	260
230	0492	261
230	0857	274
230S L6 2.3L 2306cc 141cid gasolina	0221	253
230SL L6 2.3L 2306cc 141cid gasolina	0221	253
2325	0624	265
2325	0858	274
240D	0228	254
240D 3.0	0228	254
240D	0319	256
240D 3.0	0319	256
240GD	0228	254
240TD	0228	254
240TD	0319	256
2423	1888	305
250	0080	250
250	0139	252
250 L6 2.5L 2496cc 152cid gasolina	0221	253
250 L6 2.8L 2778cc 169cid gasolina	0221	253
250 L6 2.8L 2778cc gasolina	0221	253
250	0857	274
250C L6 2.8L 2778cc 169cid gasolina	0221	253
250C L6 2.8L 2778cc gasolina	0221	253
250D DT	0572	263
250S L6 2.5L 2496cc 152cid gasolina	0221	253
250SE L6 2.5L 2496cc 152cid gasolina	0221	253
250SEC L6 2.5L 2496cc 152cid gasolina	0221	253
250SL L6 2.5L 2496cc 152cid gasolina	0221	253
2531	0920	276
2531L	0920	276
2535L	0920	276
2536A	0920	276
2540	0920	276
2540L	0920	276
2543	0920	276
2543L	0920	276
2548	0920	276
2548L	0920	276
2553	0920	276
2553L	0920	276
2557L	0920	276
2624A	0218	313
2628	0218	313
2628A	0218	313
2628B	0218	313
2631	0920	276
2631L	0920	276
2633	0218	313
2635	0920	276
2635L	0920	276
2636	0218	313

Mercedes Benz	Nº ZEN	Pg.
2636A	0920	276
2638	0218	313
2638	1205	285
2638LK	1205	285
2638LS	1205	285
2638S	0920	276
2640	0920	276
2640L	0920	276
2643	0920	276
2643L	0920	276
2648	0920	276
2648L	0920	276
2653	0920	276
2653L	0920	276
2657	0920	276
2657L	0920	276
280	0080	250
280	0108	251
280	0139	252
280 L6 2.8L 2746cc gasolina	0221	253
280	0307	255
280	0857	274
280C L6 2.8L 2746cc gasolina	0221	253
280CE L6 2.8L 2746cc gasolina	0221	253
280CE L6 2.8L 2778cc gasolina	0221	253
280E L6 2.8L 2746cc gasolina	0221	253
280E L6 2.8L 2778cc gasolina	0221	253
280E	1031	280
280S L6 2.8L 2746cc gasolina	0221	253
280S L6 2.8L 2778cc gasolina	0221	253
280S	0367	257
280SE L6 2.8L 2746cc gasolina	0221	253
280SE L6 2.8L 2778cc gasolina	0221	253
280SE V8 3.5L 3504cc gasolina	0221	253
280SE V8 4.5L 4520cc gasolina	0221	253
280SEC L6 2.8L 2778cc 169cid gasolina	0221	253
280SEL L6 2.8L 2778cc 169cid gasolina	0221	253
280SEL L6 2.8L 2778cc gasolina	0221	253
280SEL V8 4.5L 4520cc 276cid gasolina	0221	253
280SEL V8 4.5L 4520cc gasolina	0221	253
280SL L6 2.8L 2778cc 169cid gasolina	0221	253
280SL L6 2.8L 2778cc gasolina	0221	253
300	0080	250
300 turbo	0319	256
300CD	0228	254
300CD	0319	256
300D	0228	254
300D	0319	256
300D DT	0572	263
300GD	0228	254
300SD	0228	254
300SD	0319	256
300SEL L6 2.8L 2778cc gasolina	0221	253
300SEL L6 3.0L 183cid gasolina	0221	253
300SEL L6 3.0L 2996cc 183cid gasolina	0221	253
300SEL V8 3.5L 3504cc gasolina	0221	253
300SEL V8 4.5L 4520cc gasolina	0221	253

Mercedes Benz	Nº ZEN	Pg.
300TD	0228	254
300TD	0319	256
3025 B	0218	313
3028 K	0218	313
302Y.M.303	0308	255
307D	0228	254
308	0108	251
308D	0572	263
309D	0228	254
310D	0572	263
320E	1031	280
3231	0920	276
3235	0920	276
3240	0920	276
3243	0920	276
3250A	0218	313
3328	0218	313
3328B	0218	313
3331	0920	276
3331A	0920	276
3333	0218	313
3335	0920	276
3336	0218	313
3336A	0218	313
3340	0920	276
3340A	0920	276
3343	0920	276
3343A	0920	276
3348	0920	276
3348A	0920	276
3353	0920	276
3357	0920	276
350	0108	251
350SL V8 4.5L 4520cc 276cid gasolina	0221	253
350SL V8 4.5L 4520cc gasolina	0221	253
380	0108	251
380SE V8 3.8L 3839cc gasolina	0221	253
380SEC V8 3.8L 3839cc gasolina	0221	253
380SEL V8 3.8L 3839cc gasolina	0221	253
380SL V8 3.8L 3839cc gasolina	0221	253
380SLC V8 3.8L 3839cc gasolina	0221	253
3850A	0218	313
406 1.6/1.8 16V/2.0 16V/2.0 Turbo	1037	280
407D	0228	254
408D	0572	263
409D	0228	254
4140	0920	276
4140A	0920	276
4143	0920	276
4143A	0920	276
4148	0920	276
420SEL V8 4.2L 4196cc gasolina	0221	253
450	0108	251
450SE V8 4.5L 4520cc gasolina	0221	253
450SEL V8 4.5L 4520cc gasolina	0221	253
450SL V8 4.5L 4520cc gasolina	0221	253
450SLC V8 4.5L 4520cc gasolina	0221	253

Mercedes Benz	Nº ZEN	Pg.
500	0108	251
500SEC V8 5.0L 4973cc gasolina	0221	253
500SEL V8 5.0L 4973cc gasolina	0221	253
508DG	0367	257
54403	1073	282
560SEC V8 5.6L 5547cc gasolina	0221	253
560SEL V8 5.6L 5547cc gasolina	0221	253
560SL V8 5.6L 5547cc gasolina	0221	253
6 T 608	1073	282
608DG	0367	257
613D	0367	257
66403	1073	282
7 T 709	1073	282
710 Com motores OM 364 e OM 366 em 12V	1112	283
710 OM 364 e OM 366 em 12V. 29MT	12954	316
710 OM 364 e OM 366 em 12V. 29MT	12955	316
710 OM 364 e OM 366 em 12V. 29MT	12956	316
710 OM 364 e OM 366 em 12V. 29MT	12957	316
710 OM 364 e OM 366 em 12V. 29MT	12961	316
712	1888	305
712 C	1038	280
72403	1073	282
8 T 808	1073	282
80406	1073	282
809	1073	282
813	1073	282
817-1517	1038	280
9 T 911	1073	282
90416	1073	282
911B	0367	257
912	1888	305
913	1073	282
914	1038	280
914	1888	305
915	1038	280
915 c Accelo	0985	278
95424	1073	282
A170 CDI	1563	290
Actros	12967	316
Actros 1831	0920	276
Actros 1832, 1836, 1841, 1844	1808	301
Actros 1835	0920	276
Actros 1840	0920	276
Actros 1843	0920	276
Actros 1846, 1850, 1851, 1854, 1858	1808	301
Actros 1848	0920	276
Actros 2031	0920	276
Actros 2035	0920	276
Actros 2040	0920	276
Actros 2043	0920	276
Actros 2048	0920	276
Actros 2531	0920	276
Actros 2535	0920	276
Actros 2540	0920	276
Actros 2543	0920	276
Actros 2548	0920	276
Actros 2631	0920	276

Mercedes Benz	Nº ZEN	Pg.
Actros 2632, 2636, 2641, 2644	1808	301
Actros 2635	0920	276
Actros 2640	0920	276
Actros 2643	0920	276
Actros 2646, 2650, 2651, 2654, 2655 e 2658	1808	301
Actros 2648	0920	276
Atego	1038	280
Atego 1718	1888	305
Atego 2425	1888	305
Atego 2428	1888	305
Axor	1038	280
Axor 1419, 1719, 1726, 1726 4x4, 1729S, 2426 6x2 e 2429 6x2 Com Motores eletrônicos24V OM 924 LA e OM 926 LA - Euro V	1679	295
Axor 1419, 1719, 1726, 1726 4x4, 1729S, 2426 6x2 e 2429 6x2 Com Motores eletrônicos24V OM 924 LA e OM 926 LA - Euro V	1805	300
Axor 1419, 1719, 1726, 1726 4x4, 1729S, 2426 6x2 e 2429 6x2 Com Motores eletrônicos24V OM 924 LA e OM 926 LA - Euro V	1936	307
Axor 1419, 1719, 1726, 1726 4x4, 1729S, 2426 6x2 e 2429 6x2 Com Motores eletrônicos24V OM 924 LA e OM 926 LA - Euro V	13544	320
Axor 1419, 1719, 1726, 1726 4x4, 1729S, 2426 6x2 e 2429 6x2 Com Motores eletrônicos24V OM 924 LA e OM 926 LA - Euro V	13545	321
Axor 1933	0985	278
Axor 1933	1888	305
Axor 1933, 2533, 2826, 2828, 2831 Com Motores eletrônicos OM906 e OM 926	1679	295
Axor 1933, 2533, 2826, 2828, 2831 Com Motores eletrônicos OM906 e OM 926	1805	300
Axor 1933, 2533, 2826, 2828, 2831 Com Motores eletrônicos OM906 e OM 926	1936	307
Axor 1933, 2533, 2826, 2828, 2831 Com Motores eletrônicos OM906 e OM 926	13544	320
Axor 1933, 2533, 2826, 2828, 2831 Com Motores eletrônicos OM906 e OM 926	13545	321
Axor 2006 e 3344	1808	301
Axor 2831	1888	305
C 180 - 200 - Kompressor - 220 - 230	1619	292
C 200 2.0, 55KW - Diesel	1057	281
C 200 2.0, 65KW - Diesel	1057	281
C 200 T 2.2, 70KW - Diesel	1057	281
C 220 2.2, 70KW - Diesel	1057	281
C 230 Kompressor	1619	292
C 240	0976	278
C 240 2.6L - 2597cc	1485	288
C 250 turbo 2.5, 110KW - Diesel	1057	281
C 280	0976	278
C 280 T - Modell	0976	278
C180 2.1 CDi (S204)[OM651.913]	1942	307
C180 2.1 CDi (W204)[OM651.913]	1942	307
C200 2.1 CDi (S204)[OM651.913]	1942	307
C200 2.1 CDi (W204)[OM651.913]	1942	307
C220 2.1 CDi (C204)[OM651.911]	1942	307
C220 2.1 CDi (S204)[OM651.911]	1942	307
C220 2.1 CDi (W204)[OM651.911]	1942	307
C250 2.1 CDi (C204)[OM651.911]	1942	307
C250 2.1 CDi (S204)[OM651.911]	1942	307

Mercedes Benz	Nº ZEN	Pg.
C250 2.1 CDI (W204)[OM651.911]	1942	307
C250 2.1 CDI 4-Matic (S204)[OM651.912]	1942	307
C250 2.1 CDI 4-Matic (W204)[OM651.912]	1942	307
C280	1031	280
C32 3.2L - 3199cc	1485	288
C320 3.2L - 3199cc	1485	288
Caminhão com motor 0321H	0025	248
Caminhão com motor 0321H2	0025	248
Caminhão com motor 321	0025	248
Caminhão / Ônibus LP1219	0105	251
Caminhão / Ônibus 1113	0105	251
Caminhão / Ônibus 1214	0105	251
Caminhão / Ônibus 1218	0105	251
Caminhão / Ônibus 1313	0105	251
Caminhão / Ônibus 1316	0105	251
Caminhão / Ônibus 1414	0105	251
Caminhão / Ônibus 1418	0105	251
Caminhão / Ônibus 1513	0105	251
Caminhão / Ônibus 1516	0105	251
Caminhão / Ônibus 1614	0105	251
Caminhão / Ônibus 1618	0105	251
Caminhão / Ônibus 1621	0105	251
Caminhão / Ônibus 1720	0105	251
Caminhão / Ônibus 2013	0105	251
Caminhão / Ônibus 2016	0105	251
Caminhão / Ônibus 2213	0105	251
Caminhão / Ônibus 2215	0105	251
Caminhão / Ônibus 2216	0105	251
Caminhão / Ônibus L1319	0105	251
Caminhão / Ônibus L608D	0105	251
Caminhão / Ônibus L610(OM 352)	0105	251
Caminhão / Ônibus L709D	0105	251
Caminhão / Ônibus LP1419	0105	251
Caminhão 1316 OM352/352A	1638	293
Caminhão 1418L, 1718, 1725, 2423, 2428	0985	278
Caminhão 1513 OM352/352A	1638	293
Caminhão 1519	0122	319
Caminhão 1520	0122	319
Caminhão 1520	0133	251
Caminhão 1524	0122	319
Caminhão 1525 OM355-5A	0122	319
Caminhão 1620	0651	266
Caminhão 1924 OM355-6	0122	319
Caminhão 1924A OM355-6A	0122	319
Caminhão 1929 OM355-6A	0122	319
Caminhão 1932 OM355-6LA	0122	319
Caminhão 1933	0122	319
Caminhão 1934 OM355-6LA	0122	319
Caminhão 2019	0122	319
Caminhão 2020 OM355-5	0122	319
Caminhão 2020 OM355-5	0133	251
Caminhão 2219	0122	319
Caminhão 2220 OM355-5	0122	319
Caminhão 2624	0122	319
Caminhão 2624	0133	251
Caminhão 712 Eletronic	0651	266
Caminhão 712 Eletronic	1197	285

Mercedes Benz	Nº ZEN	Pg.
Caminhão 712C, 715, 714C, , 1418 EL	0985	278
Caminhão 915C, 1215, 1218EL, 1218L	0985	278
Caminhão e Ônibus Eletrônicos C/ Motor OM904, OM906, OM924, OM926	0985	278
Caminhão MB856	0087	313
Caminhão MB856	0133	251
Caminhão MB858	0087	313
Caminhão MB858	0133	251
Caminhão MB866	0087	313
Caminhão MB866	0133	251
Caminhão MB868	0087	313
Caminhão MB868	0133	251
Caminhão OM321	0204	319
Caminhão OM324	0204	319
Caminhão OM326	0204	319
Caminhão/Ônibus 2016, 2213, 2216, L608D, L709D, L1319, LP1219, LP1419	1364	287
Caminhão/Ônibus 2220	0133	251
Caminhão/Ônibus 1214, 1218, 1414, 1418, 1614, , 1513, 1516, 2013,	1364	287
Caminhão/Ônibus 1419	0122	319
Caminhão/Ônibus 1419	0133	251
Caminhão/Ônibus 1420	0122	319
Caminhão/Ônibus 1420	0133	251
Caminhão/Ônibus 1517	0122	319
Caminhão/Ônibus 1517	0133	251
Caminhão/Ônibus 1518	0122	319
Caminhão/Ônibus 1518	0133	251
Caminhão/Ônibus 1519	0122	319
Caminhão/Ônibus 1519	0133	251
Caminhão/Ônibus 1524	0122	319
Caminhão/Ônibus 1524	0133	251
Caminhão/Ônibus 1525	0122	319
Caminhão/Ônibus 1525	0133	251
Caminhão/Ônibus 1618, 1621, 2215, 2216, L610 (OM 352), 1113, 1313, 1316	1364	287
Caminhão/Ônibus 1924	0122	319
Caminhão/Ônibus 1924	0133	251
Caminhão/Ônibus 1924A	0122	319
Caminhão/Ônibus 1924A	0133	251
Caminhão/Ônibus 1929	0122	319
Caminhão/Ônibus 1929	0133	251
Caminhão/Ônibus 1932	0122	319
Caminhão/Ônibus 1932	0133	251
Caminhão/Ônibus 1933	0122	319
Caminhão/Ônibus 1933	0133	251
Caminhão/Ônibus 1934	0122	319
Caminhão/Ônibus 1934	0133	251
Caminhão/Ônibus 2019	0122	319
Caminhão/Ônibus 2019	0133	251
Caminhão/Ônibus 2219	0122	319
Caminhão/Ônibus 2219	0133	251
Caminhão/Ônibus 2220	0122	319
Caminhão/Ônibus 2624A	0122	319
Caminhão/Ônibus 2624A	0133	251
Caminhões	0378	257
Caminhões	0440	259

Mercedes Benz	Nº ZEN	Pg.
Caminhões	12682	320
Caminhões - Rodoviária 2035 (4x2), 2040 (4x2), 2044 (4x2), 2540 (6x2), 2544 (6x2)	13119	317
Caminhões 710, 712E, 1418R, 1720, 1720K, L1620 - Chassi de Ônibus LO 712, LO 812 Com Motores mecânicos 12V OM 364 e OM 366) - 29MT	1679	295
Caminhões 710, 712E, 1418R, 1720, 1720K, L1620 - Chassi de Ônibus LO 712, LO 812 Com Motores mecânicos 12V OM 364 e OM 366) - 29MT	1805	300
Caminhões 710, 712E, 1418R, 1720, 1720K, L1620 - Chassi de Ônibus LO 712, LO 812 Com Motores mecânicos 12V OM 364 e OM 366) - 29MT	1936	307
Caminhões 710, 712E, 1418R, 1720, 1720K, L1620 - Chassi de Ônibus LO 712, LO 812 Com Motores mecânicos 12V OM 364 e OM 366) - 29MT	13544	320
Caminhões 710, 712E, 1418R, 1720, 1720K, L1620 - Chassi de Ônibus LO 712, LO 812 Com Motores mecânicos 12V OM 364 e OM 366) - 29MT	13545	321
Caminhões 712C, 715, 714C, 915C, 1215, 1218EL, 1218L, 1418 EL, 1418L, 1718, 1725	1679	295
Caminhões 712C, 715, 714C, 915C, 1215, 1218EL, 1218L, 1418 EL, 1418L, 1718, 1725	1805	300
Caminhões 712C, 715, 714C, 915C, 1215, 1218EL, 1218L, 1418 EL, 1418L, 1718, 1725	1936	307
Caminhões 712C, 715, 714C, 915C, 1215, 1218EL, 1218L, 1418 EL, 1418L, 1718, 1725	13544	320
Caminhões 712C, 715, 714C, 915C, 1215, 1218EL, 1218L, 1418 EL, 1418L, 1718, 1725	13545	321
Caminhões Família Accelo: 815 e 1016 Com Motor eletrônico 24V OM 924 LA - Euro V	1679	295
Caminhões Família Accelo: 815 e 1016 Com Motor eletrônico 24V OM 924 LA - Euro V	1805	300
Caminhões Família Accelo: 815 e 1016 Com Motor eletrônico 24V OM 924 LA - Euro V	1936	307
Caminhões Família Accelo: 815 e 1016 Com Motor eletrônico 24V OM 924 LA - Euro V	13544	320
Caminhões Família Accelo: 815 e 1016 Com Motor eletrônico 24V OM 924 LA - Euro V	13545	321
Caminhões Família Atron 1635 Com motor eletrônico 24V OM 457 LA - Euro V	13119	317
Caminhões Família Atron: 1319, 2324, 2729K (Basculante), 2729B (Betoneira) e2729 Com Motores eletrônicos 24V OM 924 LA e OM 926 LA -Euro V	1679	295
Caminhões Família Atron: 1319, 2324, 2729K (Basculante), 2729B (Betoneira) e2729 Com Motores eletrônicos 24V OM 924 LA e OM 926 LA -Euro V	1805	300
Caminhões Família Atron: 1319, 2324, 2729K (Basculante), 2729B (Betoneira) e2729 Com Motores eletrônicos 24V OM 924 LA e OM 926 LA -Euro V	1936	307
Caminhões Família Atron: 1319, 2324, 2729K (Basculante), 2729B (Betoneira) e2729 Com Motores eletrônicos 24V OM 924 LA e OM 926 LA -Euro V	13544	320
Caminhões Família Atron: 1319, 2324, 2729K (Basculante), 2729B (Betoneira) e2729 Com Motores eletrônicos 24V OM 924 LA e OM 926 LA -Euro V	13545	321
Chassi de ônibus LO 914, 0500M, 0500U, 0500R, OF 1417, OF1418, OF 1518, OF 1721, Com Motores eletrônicos 24V OM 904, OM 906, OM 924 eOM 926	1679	295
Chassi de ônibus LO 914, 0500M, 0500U, 0500R, OF 1417, OF1418, OF 1518, OF 1721, Com Motores eletrônicos 24V OM 904, OM 906, OM 924 eOM 926	1805	300
Chassi de ônibus LO 914, 0500M, 0500U, 0500R, OF 1417, OF1418, OF 1518, OF 1721, Com Motores eletrônicos 24V OM 904, OM 906, OM 924 eOM 926	1936	307

Mercedes Benz	Nº ZEN	Pg.
Chassi de ônibus LO 914, 0500M, 0500U, 0500R, OF 1417, OF1418, OF 1518, OF 1721, Com Motores eletrônicos 24V OM 904, OM 906, OM 924 eOM 926	13544	320
Chassi de ônibus LO 914, 0500M, 0500U, 0500R, OF 1417, OF1418, OF 1518, OF 1721, Com Motores eletrônicos 24V OM 904, OM 906, OM 924 eOM 926	13545	321
Chassi p/ Ônibus 1420	0122	319
Chassi p/ Ônibus 1420	0133	251
Chassi p/ Ônibus 1420	0218	313
Chassi p/ Ônibus 1517	0122	319
Chassi p/ Ônibus 1517	0133	251
Chassi p/ Ônibus 1517	0218	313
Chassi p/ Ônibus 1518	0122	319
Chassi p/ Ônibus 1518	0133	251
Chassi p/ Ônibus 1518	0218	313
Chassi p/ Ônibus O364	0122	319
Chassi p/ Ônibus O364	0133	251
Chassi p/ Ônibus O364	0218	313
Chassi p/ Ônibus O370	0122	319
Chassi p/ Ônibus O370	0133	251
Chassi p/ Ônibus O370	0218	313
Chassi p/ Ônibus O371	0122	319
Chassi p/ Ônibus O371	0133	251
Chassi p/ Ônibus O371	0218	313
Chassi p/ Ônibus O371UP	0122	319
Chassi p/ Ônibus O371UP	0133	251
Chassi p/ Ônibus O371UP	0218	313
Chassi p/ Ônibus OF/OH 1113 com motor M366G	0105	251
Chassi p/ Ônibus OF/OH 1115 com motor M366G	0105	251
Chassi p/ Ônibus OF/OH 1313 com motor M366G	0105	251
Chassi p/ Ônibus OF/OH 1315 com motor M366G	0105	251
Chassi p/ Ônibus OF/OH 1316 com motor M366G	0105	251
Chassi p/ Ônibus OF/OH O364 com motor M366G	0105	251
Chassi p/ Ônibus OF/OH O371U com motor M366G	0105	251
Chassi p/ Ônibus OH1419	0122	319
Chassi p/ Ônibus OH1419	0133	251
Chassi p/ Ônibus OH1419	0218	313
Chassi para Ônibus 1313, 1315, 1316, O364, O371U Com motor M366G	1364	287
Chassi para Ônibus OF/OH 1113, 1115, Com motor M366G	1364	287
Citaro	1038	280
Class C, E, M, S, V, CLK	1458	287
Classe A190	1469	287
Classe A	1469	287
Classe A - A100	1471	288
Classe A - A160	1471	288
Classe A 140 - 160	1752	298
Classe A 160 CDI e 170 CDI	1031	280
Classe A 160 CDI e 170 CDI	1037	280
Classe C (W202)	1886	304
Classe C (W203)	1886	304
Classe E (W124)	1886	304
Classe G (W460)	1886	304
Classe M (W163)	1886	304
Classe S (W140)	1886	304
Classe V (638/2)	1886	304
CLK 200 - Kompressor	1619	292

Mercedes Benz	Nº ZEN	Pg.
CLK 230 - Kompressor	1619	292
CLK 320 Coupe	0976	278
CLK320 3.2L - 3199cc	1485	288
CLS250 2.1 BlueTec (C218)[OM651.924]	1942	307
CLS250 2.1 CDi (C218)[OM651.924]	1942	307
D206	0228	254
D206	0319	256
D306	0228	254
Demais aplicações com Turbo Brake,exceto Plataforma O 400 mecânico	1205	285
DG206	0228	254
DG206	0319	256
DG306	0228	254
E 190 2.3	0925	276
E 200	0961	278
E 200 2.0, 65KW - Diesel	1057	281
E 220 2.2, 70KW - Diesel	1057	281
E 250 2.5, 83KW - Diesel	1057	281
E 250 T 2.5, 83KW - Diesel	1057	281
E 250D Turbo (210) BG, GR, H, I, IS, HR, P, SLO, TR	1031	280
E 250D Turbo (210) BG, GR, H, I, IS, HR, P, SLO, TR	1037	280
E 250DT (210) i	1031	280
E 250DT (210) i	1037	280
E 259D Turbo (210)	1031	280
E 259D Turbo (210)	1037	280
E 270 CDI	1629	292
E 290 turbo T 2.9, 95KW - Diesel	1057	281
E 290 turbo 2.9, 95KW - Diesel	1057	281
E 300	0961	278
E 320 CDI	1629	292
E 420	0630	265
E 420 T- Modell	0630	265
E 500	0630	265
E 500 Coupe	0630	265
E 500 SEC / S500	0630	265
E 500 SEC Coupe	0630	265
E 560 SEL	0630	265
E200 2.1 BlueTec (S212)[OM651.925]	1942	307
E200 2.1 BlueTec (W212)[OM651.925]	1942	307
E200 2.1 CDi (S212)[OM651.925]	1942	307
E200 2.1 CDi (W212)[OM651.925]	1942	307
E200 Kompressor - V200 - V230	1619	292
E220 2.1 CDi (C207)[OM651.911]	1942	307
E220 2.1 CDi (S212)[OM651.924]	1942	307
E220 2.1 BlueTec (A207)[OM651.911]	1942	307
E220 2.1 BlueTec (S212)[OM651.924]	1942	307
E220 2.1 BlueTec (W212)[OM651.924]	1942	307
E220 2.1 CDi (A207)[OM651.911]	1942	307
E220 2.1 CDi (W212)[OM651.924]	1942	307
E250 2.1 BlueTec (A207)[OM651.911]	1942	307
E250 2.1 BlueTec (C207)[OM651.911]	1942	307
E250 2.1 BlueTec (S212)[OM651.924]	1942	307
E250 2.1 BlueTec (W212)[OM651.924]	1942	307
E250 2.1 BlueTec 4-Matic (S212)[OM651.924]	1942	307
E250 2.1 BlueTec 4-Matic (W212)[OM651.924]	1942	307
E250 2.1 CDi (A207)[OM651.911]	1942	307
E250 2.1 CDi (C207)[OM651.911]	1942	307

Mercedes Benz	Nº ZEN	Pg.
E250 2.1 CDi (S212)[OM651.924]	1942	307
E250 2.1 CDi (W212)[OM651.924]	1942	307
E280	1031	280
E300	1031	280
E320	1031	280
E320 3.2L - 3199cc	1485	288
Econic	1038	280
Especial/Special	0438	259
Especial/Special	0440	259
Especial/Special	0985	278
Especial/Special	1076	282
Especial/Special	1111	313
Família Atego (1315, 1418, 1518, 1718, 1725, 2425), L1318, 2423B,2423K, L1620	1679	295
Família Atego (1315, 1418, 1518, 1718, 1725, 2425), L1318, 2423B,2423K, L1620	1805	300
Família Atego (1315, 1418, 1518, 1718, 1725, 2425), L1318, 2423B,2423K, L1620	1936	307
Família Atego (1315, 1418, 1518, 1718, 1725, 2425), L1318, 2423B,2423K, L1620	13544	320
Família Atego (1315, 1418, 1518, 1718, 1725, 2425), L1318, 2423B,2423K, L1620	13545	321
Família Atego 1315,1418,1518,1718,1725,2425 24V OM 904,OM 906,OM 924 e OM 926	0985	278
Família Atego L1318,2423B,2423K,L1620 Chassi de ônibus 24V OM 904,OM 906,OM 924 e OM 926	0985	278
Família Atego LO 914,0500M,0500U,0500R,OF 1417,OF1418,OF 1518,OF 1721,OF 1722 24V OM 904,OM 906,OM 924 e OM 926	0985	278
Fora de estrada 3340 (6x4), 3344 (6x4), 4140 (6x4) e 4144 (6x4)	13119	317
Fora de Estrada Família Axor: 2831K (Basculante), 2831B (Betoneira) e 2831P Com Motor eletrônico 24V OM 926 LA - Euro V	13544	320
Fora de Estrada Família Axor: 2831K (Basculante), 2831B (Betoneira) e 2831P Com Motor eletrônico 24V OM 926 LA - Euro V	13545	321
Fora de Estrada Família Axor: 2831K (Basculante), 2831B (Betoneira) e 2831P (Pla Com Motor eletrônico 24V OM 926 LA - Euro V	1679	295
Fora de Estrada Família Axor: 2831K (Basculante), 2831B (Betoneira) e 2831P (Pla Com Motor eletrônico 24V OM 926 LA - Euro V	1805	300
Fora de Estrada Família Axor: 2831K (Basculante), 2831B (Betoneira) e 2831P (Pla Com Motor eletrônico 24V OM 926 LA - Euro V	1936	307
Fora de Estrada Família Axor: 3341 K,S,P, 3344K,S,P, 4141K e 4144 K Com motor eletrônico 24V OM 457 LA - Euro V	13119	317
GLK200 2.1 CDi (X204)[OM651.913]	1942	307
GLK200 2.1 CDi (X204)[OM651.916]	1942	307
GLK220 2.1 CDi (X204)[OM651.916]	1942	307
GLK220 2.1 CDi 4-Matic (X204)[OM651.912]	1942	307
GLK250 2.1 CDi 4-Matic (X204)[OM651.912]	1942	307
K6	1740	297
Kombi Espanhola	12682	320
L 1113 OM 352	1691	295
L 1116 OM 352 A	1691	295
L 1117 OM 352 A	1691	295
L 1117 OM 366 LA 8	1691	295
L 1316 OM 352 A	1691	295
L 1317 OM 352 A	1691	295

Mercedes Benz	Nº ZEN	Pg.
L 1319 OM 366 LA	1691	295
L 1516 OM 352 A	1691	295
L 1620 Com motores OM 364 e OM 366 em 12V	1112	283
L 1620 OM 364 e OM 366 em 12V. 29MT	12957	316
L 1620 OM 364 e OM 366 em 12V. 29MT	12961	316
L1112 OM352	0441	259
L1113	0497	261
L1114 OM358	0441	259
L1116	0497	261
L1117	0497	261
L1218	1038	280
L1316	0497	261
L1317	0497	261
L1418	1038	280
L1516	0497	261
L1618 M	1038	280
L1622	1038	280
L1625	0622	265
L206	0223	253
L206	0228	254
L206	0319	256
L207	0223	253
L207	0361	257
L2325	0622	265
L2423	1038	280
L2635	0622	265
L306	0223	253
L306	0228	254
L306D	0319	256
L306DG	0319	256
L307	0223	253
L307	0361	257
L319D	0028	248
L405	0028	248
L406	0028	248
L406DG	0319	256
L407D	0228	254
L407D	0319	256
L408DG	0034	248
L408DG	0367	257
L408G	0080	250
L410	0857	274
L508D	1073	282
L508G	0034	248
L608 OM314	0441	259
L608D	1073	282
L608DG	0034	248
L911 OM325	0441	259
LA 1113 OM 352	1691	295
LA 1117 OM 352 A	1691	295
LA1113	0497	261
LA1117	0497	261
LB2325	0622	265
LG1825	0622	265
LK2325	0622	265
LKO1113B	1073	282
LO 0814 Com motores OM 364 e OM 366 em 12V	1112	283

Mercedes Benz	Nº ZEN	Pg.
LO 814 OM 364 e OM 366 em 12V. 29MT	12957	316
LO 814 OM 364 e OM 366 em 12V. 29MT	12961	316
LO812	1364	287
LP 1219 OM 366 LA	1691	295
LP 1419 OM 366 LA	1691	295
LP1013	0367	257
LP1013	1073	282
LP1113	0367	257
LP1113	1073	282
LP1219 com motor Cummins 6BT 5.9 lts	0497	261
LP1419 com motor Cummins 6BT 5.9 lts	0497	261
LP608	0034	248
LP709	0367	257
LP808	0034	248
LP809	0367	257
LP813	0367	257
LP913	0367	257
LPK1113	1073	282
LPS1113B	1073	282
LS1625	0622	265
LS1630	0622	265
LS1935	0622	265
LS1941	0622	265
Marcopolo	0497	261
MB 180D	12682	320
MBL1319 com motor Cummins 6BT 5.9 lts	0497	261
Micro ônibus L608D (OM314)	0034	248
Mixto 113 2.1 CDi (W639)[OM651.940]	1942	307
Mixto 116 2.1 CDi (W639)[OM651.940]	1942	307
ML 270 CDI	1629	292
ML320 3.2L - 3199cc	1485	288
ML350 3.7L - 3724cc	1485	288
Motor Cummins 6B Eletrônico 5.9	1604	291
Motor Estacionário, gerador, industrial e marítimo OM314	0133	251
Motor Estacionário, gerador, industrial e marítimo OM352	0133	251
Motor Estacionário, gerador, industrial e marítimo OM352A	0133	251
Motor Estacionário, gerador, industrial e marítimo O370 OM355-5, 6, 6A, 6LA	0218	313
Motor Estacionário, gerador, industrial e marítimo OM352	0218	313
Motor Estacionário, gerador, industrial e marítimo OM352A	0218	313
Motor Estacionário, gerador, industrial e marítimo O370 OM355-5, 6, 6A, 6LA	0122	319
Motor Estacionário, gerador, industrial e marítimo O371 OM355-5A, 6A, 6LA	0122	319
Motor Estacionário, gerador, industrial e marítimo O371 OM355-5A, 6A, 6LA	0218	313
Motor Estacionário, gerador, industrial e marítimo O371UP OM355-5	0122	319
Motor Estacionário, gerador, industrial e marítimo O371UP OM355-5	0218	313
Motor Estacionário, gerador, industrial e marítimo OM314	0122	319
Motor Estacionário, gerador, industrial e marítimo OM314	0218	313
Motor Estacionário, gerador, industrial e marítimo OM352	0122	319
Motor Estacionário, gerador, industrial e marítimo OM352A	0122	319
Motor Estacionário, gerador, industrial e marítimo O370 OM355-5, 6, 6A, 6LA	0133	251
Motor Estacionário, gerador, industrial e marítimo O371 OM355-5A, 6A, 6LA	0133	251

Mercedes Benz	Nº ZEN	Pg.
Motor Estacionário, gerador, industrial e marítimo O371UP OM355-5	0133	251
O 303	0218	313
O 305	0218	313
O 305G	0218	313
O 307	0218	313
O 309	1073	282
O 345, O 345G	0218	313
O 355	0218	313
O 364	0218	313
O 365	0218	313
O 370	0218	313
O 370RS	0218	313
O 370RSD	0218	313
O 371R	0218	313
O 371RS	0218	313
O 371RSD	0218	313
O 500R, RSD e RSE	1205	285
O2319D	0028	248
O302	0367	257
O309	0857	274
O309B	0080	250
O309D	0228	254
O309D	0319	256
O309D	0367	257
O355 (OM355-6)	0624	265
O355 (OM355-6)	0858	274
O362 MWM D226-4	0034	248
O362A Autolite	0034	248
O364	1364	287
O364 (OM355-5 e 6)	0624	265
O364 (OM355-5 e 6)	0858	274
O365	1364	287
O365 (OM355-5)	0624	265
O365 (OM355-5)	0858	274
O366	1364	287
O370	0624	265
O370	0858	274
O370 (OM355-5, 6, 6A, 6LA)	0624	265
O370 (OM355-5, 6, 6A, 6LA)	0858	274
O370R	0218	313
O371	0624	265
O371	0858	274
O371 (OM355-5A, 6A, 6LA)	0624	265
O371 (OM355-5A, 6A, 6LA)	0858	274
O371U	0367	257
O371U	1364	287
O371UP	0624	265
O371UP	0858	274
O371UP (OM355-5)	0624	265
O371UP (OM355-5)	0858	274
O400R	0624	265
O400R	0858	274
O400RS	0624	265
O400RS	0858	274
O400RSD	0624	265
O400RSD	0858	274

Mercedes Benz	Nº ZEN	Pg.
O400RSL (OM 449A)	0624	265
O400RSL (OM 449A)	0858	274
OF 1113 OM 366 JF 12V	1690	295
OF 1721 Com motores OM 364 e OM 366 em 12V	1112	283
OF 1722	1205	285
OF1113	1073	282
OH 1113 OM 366 A JF 12V	1690	295
OH 1420 Com motores OM 364 e OM 366 em 12V	1112	283
OH 1621L Com motores OM 364 e OM 366 em 12V	1112	283
OH 1623 Com motores OM 364 e OM 366 em 12V	1112	283
OH 1628L	1205	285
OM 314 3.8 4cil Diesel	0603	264
OM 352	0603	264
OM 355	0603	264
OM 3555, 3556, 3556A, 3356LA, 3555 Série BR400	0624	265
OM 3555, 3556, 3556A, 3356LA, 3555	0858	274
OM314	0034	248
OM321	0034	248
OM321	0035	313
OM321 marítimo 1959 ED	0034	248
OM324	0034	248
OM324	0035	313
OM324 marítimo 1961 ED	0034	248
OM326	0034	248
OM326	0035	313
OM326 marítimo 1963	0034	248
OM352	0034	248
OM352A	0034	248
OM447	0920	276
OM449A	0920	276
Ônibus	0025	248
Ônibus	0440	259
Ônibus	12682	320
Ônibus	12686	320
Ônibus O355 OM355-6	0133	251
Ônibus O364 OM355-5 e 6	0133	251
Ônibus O365 OM355-5	0133	251
Ônibus O371	0133	251
Ônibus O371UP	0133	251
Ônibus / Buses 0500RS (4x2) e 0500RSD (6x2), OM457LA Eletrônico / Electrónico 6 cil	13119	317
Ônibus Boxer e Torino Com Motor OM904/906 12V	1679	295
Ônibus Boxer e Torino Com Motor OM904/906 12V	1805	300
Ônibus Boxer e Torino Com Motor OM904/906 12V	1936	307
Ônibus Boxer e Torino Com Motor OM904/906 12V	13544	320
Ônibus Boxer e Torino Com Motor OM904/906 12V	13545	321
Ônibus O355	0122	319
Ônibus O364	0122	319
Ônibus O364 OM352/352A	1638	293
Ônibus O365	0122	319
Ônibus O370	0122	319
Ônibus O370	0133	251
Ônibus O371	0122	319
Ônibus O371UP	0122	319
Ônibus O917	0118	251
Ônibus OF 1113	0118	251
Ônibus OH1113	0118	251



Mercedes Benz	Nº ZEN	Pg.
Ônibus Rodoviário O500M 1826 BUGGY e O500R 1830 Com Motor eletrônico OM926 LA - Euro V	1679	295
Ônibus Rodoviário O500M 1826 BUGGY e O500R 1830 Com Motor eletrônico OM926 LA - Euro V	1805	300
Ônibus Rodoviário O500M 1826 BUGGY e O500R 1830 Com Motor eletrônico OM926 LA - Euro V	1936	307
Ônibus Rodoviário O500M 1826 BUGGY e O500R 1830 Com Motor eletrônico OM926 LA - Euro V	13544	320
Ônibus Rodoviário O500M 1826 BUGGY e O500R 1830 Com Motor eletrônico OM926 LA - Euro V	13545	321
Ônibus Rodoviário: O500 RS 1836 e O500 RSD 2436 6x2 Com motor eletrônico OM457 LA - Euro V	13119	317
Ônibus Urbano OF1519, OF1721, OF1724, O500M 1826, O500U 1826 Com Motores eletrônicos 24V OM 924 LA eOM 926 LA - Euro V	1679	295
Ônibus Urbano OF1519, OF1721, OF1724, O500M 1826, O500U 1826 Com Motores eletrônicos 24V OM 924 LA eOM 926 LA - Euro V	1805	300
Ônibus Urbano OF1519, OF1721, OF1724, O500M 1826, O500U 1826 Com Motores eletrônicos 24V OM 924 LA eOM 926 LA - Euro V	1936	307
Ônibus Urbano OF1519, OF1721, OF1724, O500M 1826, O500U 1826 Com Motores eletrônicos 24V OM 924 LA eOM 926 LA - Euro V	13544	320
Ônibus Urbano OF1519, OF1721, OF1724, O500M 1826, O500U 1826 Com Motores eletrônicos 24V OM 924 LA eOM 926 LA - Euro V	13545	321
Ônibus Urbano: O500 MA 2836 e O500 UA 2836 Com motor eletrônico OM457 LA - Euro V	13119	317
Plataformas O 400RSD e SRE	1205	285
Rodoviário Família Axor 1933 e 2533 Com Motor eletrônico 24V OM 926 LA - Euro V	1679	295
Rodoviário Família Axor 1933 e 2533 Com Motor eletrônico 24V OM 926 LA - Euro V	1805	300
Rodoviário Família Axor 1933 e 2533 Com Motor eletrônico 24V OM 926 LA - Euro V	1936	307
Rodoviário Família Axor 1933 e 2533 Com Motor eletrônico 24V OM 926 LA - Euro V	13544	320
Rodoviário Família Axor 1933 e 2533 Com Motor eletrônico 24V OM 926 LA - Euro V	13545	321
Rodoviário Família Axor: 2036 Estradeiro, 2036 Multiuso, 2041 Estradeiro, 2041 Mu Com motor eletrônico 24V OM 457 LA - Euro V	13119	317
S 320 CDI	1629	292
S 420	0630	265
S 500	0630	265
S280	1031	280
S321	1031	280
Série 9 T - 917 OM 366 A JF 12V	1690	295
SL 500	0630	265
SLK250 2.1 CDI (R172)[OM651.980]	1942	307
SLK250 2.1 D (R172)[OM651.980]	1942	307
SLK32 3.2L - 3199cc	1485	288
SLK320 3.2L - 3199cc	1485	288
Sprinter	0796	271
Sprinter	0861	274
Sprinter Maxion HS	0916	276
Sprinter	1023	280
Sprinter	1458	287
Sprinter 2.3	1629	292
Sprinter Maxion HS 4 cil 2.5	1635	293
Sprinter	1696	295

Mercedes Benz	Nº ZEN	Pg.
Sprinter	1740	297
Sprinter 213 2.1 CDI (906)[OM651.955]	1942	307
Sprinter 213 2.1 CDI (906)[OM651.956]	1942	307
Sprinter 213 2.1 CDI (906)[OM651.957]	1942	307
Sprinter 313 2.1 CDI (906)[OM651.955]	1942	307
Sprinter 313 2.1 CDI (906)[OM651.956]	1942	307
Sprinter 313 2.1 CDI 4x4 (906)[OM651.955]	1942	307
Sprinter 313 2.1 CDI 4x4 (906)[OM651.956]	1942	307
Sprinter 316 2.1 CDI (906)[OM651.955]	1942	307
Sprinter 316 2.1 CDI (906)[OM651.957]	1942	307
Sprinter 316 2.1 CDI 4x4 (906)[OM651.955]	1942	307
Sprinter 316 2.1 CDI 4x4 (906)[OM651.957]	1942	307
Sprinter 208 2.3, 58/60KW - Diesel	1057	281
Sprinter 208D	1031	280
Sprinter 208D	1037	280
Sprinter 210 2.9, 75KW - Diesel	1057	281
Sprinter 210D	1031	280
Sprinter 210D	1037	280
Sprinter 212 2.9, 90KW - Diesel	1057	281
Sprinter 212D	1031	280
Sprinter 212D	1037	280
Sprinter 214	1619	292
Sprinter 216	1629	292
Sprinter 308 2.3, 58KW - Diesel	1057	281
Sprinter 308 D	1031	280
Sprinter 308 D	1037	280
Sprinter 310 Diesel	0657	266
Sprinter 310 2.9, 75KW - Diesel	1057	281
Sprinter 312 2.9, 90KW - Diesel	1057	281
Sprinter 312 D	1031	280
Sprinter 312 D	1037	280
Sprinter 314	1619	292
Sprinter 316	1629	292
Sprinter 408 2.3, 58KW - Diesel	1057	281
Sprinter 408D	1031	280
Sprinter 408D	1037	280
Sprinter 410 2.9, 75KW - Diesel	1057	281
Sprinter 410 D	1031	280
Sprinter 410 D	1037	280
Sprinter 412 2.9, 90KW - Diesel	1057	281
Sprinter 412D	1031	280
Sprinter 412D	1037	280
Sprinter 414 2.3	1619	292
Sprinter 416 CDI	1629	292
Sprinter com motor Maxion HS	12682	320
Still Fork Lifts	1180	284
Trator MB1000	0367	257
Trator MB1300	0367	257
Tratores	0378	257
Tratores	0440	259
U100	0367	257
U1013	0367	257
U1200	0367	257
U1213	0367	257
U1300	0367	257
U1413	0367	257
U1500	0367	257

Mercedes Benz	Nº ZEN	Pg.
U1613	0367	257
U1700	0367	257
U52 421	0319	256
U52 60	0228	254
U5260	0319	256
U54	0034	248
U60 421	0319	256
U600	0228	254
U66	0034	248
U72	0034	248
U80	0034	248
U800	0367	257
U900	0367	257
Unimong S 404	1180	284
Unimong U650	1180	284
V 230 TD 2.3, 72KW - Diesel	1057	281
Vario 512 2.9, 90KW - Diesel	1057	281
Vario 612 2.9, 90KW - Diesel	1057	281
Vario 812 D	1031	280
Vario O 812 2.9, 90KW - Diesel	1057	281
Viano 2.0 CDi (W639)[OM651.940]	1942	307
Viano 2.0 CDi 4-Matic (W639)[OM651.940]	1942	307
Viano 2.2 CDi (W639)[OM651.940]	1942	307
Viano 2.2 CDi 4-Matic (W639)[OM651.940]	1942	307
Vito 113 2.1 CDi (W639)[OM651.940]	1942	307
Vito 113 2.1 CDi 4x4 (W639)[OM651.940]	1942	307
Vito 116 2.1 CDi (W639)[OM651.940]	1942	307
Vito 116 2.1 CDi 4x4 (W639)[OM651.940]	1942	307
Vito 108 D	1031	280
Vito 110 D	1031	280
Vito 2.0 113 - 114	1619	292
Vito Engine D/TD	1458	287
Mercury	Nº ZEN	Pg.
40 a 150 HP V6	1673	294
Bobcat L4 2.3L 140cid	0205	253
Cougar XR-7 V8 4.6 Gas.	1199	285
Cougar XR-7 V8 4.6 Gas.	1226	287
Lynx L4 2.0L 1989cc 122cid Diesel	0681	267
Lynx XR3 L4 1.9 gasolina	0455	260
Mariner 2.3L (140) L4	1585	291
Milan L4 2.3L 140cid	1764	299
Milan L4 2.5L 2488cc 152cid	1764	299
Sable V6 3.0	13268	317
Topaz L4 2.0L 1989cc 122cid Diesel	0681	267
Tracer 1.8	1193	285
V6/200HP Optimax	1672	294
Van Villager 6 cil. 3.0L 182cid	1019	280
Mercury Marine	Nº ZEN	Pg.
25 HP Engines	1453	287
30 - 60 HP 4 Stroke	1453	287
50 HP 4-Stroke	1454	287
9.9 - 15HP 4 Stroke 99	1453	287
Mercury Cruiser Marine	0977	278
Merlo	Nº ZEN	Pg.
3513	1979	309

MG Car	Nº ZEN	Pg.
1300	0170	313
1300	0171	313
MGB L4 1.8L 1798cc	0414	258
MGB L4 1.8L 1798cc 110cid	0414	258
Midget	0170	313
Midget	0171	313
Miller Electric Welder	Nº ZEN	Pg.
27 Séries 2.0L Teledyne Eng	0649	266
27 Séries Teledyne 2.0L, 2.7L	0649	266
All Models Deutz F1L210 Diesel	0638	265
Big 40 Cont. Eng	0649	266
Mini	Nº ZEN	Pg.
MBM One 1.2, 1.5	1984	310
MBM Cooper 1.5, 2.0	1984	310
Minsk	Nº ZEN	Pg.
Tratores Belarus	1979	309
Mitsubishi	Nº ZEN	Pg.
4D56	1024	280
4G63	0595	264
4G93	0595	264
ASX	1909	305
Canter	0887	275
Canter	0957	277
Canter 4M40, 2.8 TD	2000	310
Canter 4M42, 3.0 Tdi	2000	310
Canter	9597	315
Canter	12658	316
Canter	12659	316
Canter	12660	316
Canter 2000	9791	315
Carisma 1.6 e 1.8	1839	302
Celeste 1.6 com motor 4G5	0144	252
Celeste com motor GP 25/30	0450	259
Colt 1.2 com motor 4G5	0144	252
Colt Galant 1.8, 2.0 com motor 4G5	0144	252
Colt VI	1909	305
E2500 Diesel XA	12812	316
E2500 Diesel XA	1046	281
E3000	1046	281
E3000	12812	316
Eclipse 2.0T	0595	264
Empilhadeira SG 25	1592	291
Especial/Special	0686	267
Especial/Special	1026	280
Expo	0595	264
Forklift	0352	257
Forklift FD35ABD	1924	306
Forklift FD35AD	1924	306
Forklift FD35AT	1924	306
Forklift FDC20D	1924	306
Forklift FDC25D	1924	306
Fuso	1853	303
Fuso	12657	316
Fuso Canter 20	12812	316

Mitsubishi	Nº ZEN	Pg.
Fuso Canter 20, 30, 35, 4d31T	1046	281
Fuso Canter 30	12812	316
Fuso Canter 31	12812	316
Fuso Canter 32	12812	316
Fuso Canter 33	12812	316
Fuso Canter 35	12812	316
Fuso Canter 3600	12812	316
Fuso Canter 3600, 33, 4D30, 31, 32	1046	281
Fuso Canter 4D30	12812	316
Fuso Canter 4D31T	12812	316
Fuso Canter 4DRS	1046	281
Fuso Canter 4DRS	12812	316
Galant 1.6 com motor 4G5	0144	252
Galant com motor GP 25/30	0450	259
Galant 2.0, 2.4, 3.0	0595	264
Galant	1706	296
Galant VI 4M40T, 2.8 TD	2000	310
Katana	1607	291
L200 2.5 D 4WD	1024	280
L200	1047	281
L200	1563	290
L200 2.5 4WD	1567	290
L200 Diesel	1607	291
L200	1706	296
L200	12812	316
L200 Triton	1769	299
L300 2.5 D e TD 4X4	1024	280
L300	1567	290
Lancer	1706	296
Lancer	1909	305
Lancer Sportback	1909	305
Lancer Galant 4G5	0144	252
Light Bus HA	12812	316
Light Bus HÁ	1046	281
Mirage	0595	264
Montero	0595	264
Montero 3.0 - 3.5	1706	296
Montero 4M41, 3.2 DI-D	2000	310
Nativa	1563	290
Pajero	0595	264
Pajero 2.5 td	1024	280
Pajero 2.3TD e 2.5 TD	1047	281
Pajero	1563	290
Pajero 2.8	1563	290
Pajero 2.5 td	1567	290
Pajero 3.0 - 3.5 - 3.8	1706	296
Pajero Classic 2.5 TD	1607	291
Pajero II 2.5 TD - 2.5 TDI	1607	291
Pajero II 4M40, 2.8 TD	2000	310
Pajero II 4M40T, 2.8 TD	2000	310
Pajero III 2.5 TDI	1607	291
Pajero III 4M41 3.2 Di-D	2000	310
Pajero III 4M41, 3.2 DI-D	2000	310
Pajero III Off-Road 4M41 3.2 D	2000	310
Pajero III Off-Road 4M41 3.2 DI-D	2000	310
Pajero IV 4M41 3.2 DI-D	2000	310
Pajero IV 4M41 3.2 TD	2000	310

Mitsubishi	Nº ZEN	Pg.
Pajero IV 4M41, 3.2 DI-D	2000	310
Pajero Pinin 2.0 GDI	1607	291
Pajero Sport 2.5 TD	1607	291
Pajero TR4	1706	296
PT Cruiser GT 2.4	1706	296
RVR 4A92 4A92	1909	305
Sapporo com motor GP 25/30	0450	259
Shogun 4M41, 3.2 DI-D	2000	310
Sigma	0595	264
Space Gear 2.5 d	1024	280
Space Gear 2.5	1567	290
Starion com motor GP 25/30	0450	259
Trator	0144	252
Tredia com motor GP 25/30	0450	259
Tredia 2.0	0595	264
Wheel Loader S4E	1046	281
Wheel Loader S4E	12812	316
Morris	Nº ZEN	Pg.
1800	0412	258
2200	0412	258
Ital 1.7	0412	258
Marina	0170	313
Marina	0171	313
Marina 1.8	0412	258
Oxford	0170	313
Oxford	0171	313
Mosa	Nº ZEN	Pg.
Especial/Special	1065	281
GE 1.5, 15PSX EAS	2009	311
GE 2.2, 20PSX EAS	2009	311
TS 2.2, 400 PS BC	2009	311
TS 2.2, 500 PS BC 60hZ	2009	311
MQ Power	Nº ZEN	Pg.
Gerador Motor Honda 9700 GX610, Gas	1988	310
Müller	Nº ZEN	Pg.
1020OU/VU	0304	255
1630	0304	255
2030OU	0304	255
Compactador Cummins série C	1190	285
Especial/Special	1195	285
JD300	0304	255
JD310	0304	255
JD350	0304	255
JD400	0304	255
JD450	0304	255
MD1020	0304	255
MD1120	0304	255
MD1530	0304	255
MD1630	0304	255
MD1830	0304	255
MD2030	0304	255
MD2130	0304	255
MD3130	0304	255
MD820	0304	255

Müeller	Nº ZEN	Pg.
MD820VU	0304	255
MD830	0304	255
MD920	0304	255
MD925	0304	255
MD930	0304	255
MD935	0304	255
MD940	0304	255
MD942	0304	255
MD945	0304	255
MD950	0304	255
MD952	0304	255
MD955	0304	255
MD960	0304	255
MD965	0304	255
MD968	0304	255
MD969	0304	255
Trator RT 62H MWM 229.3	0105	251
Trator RT 82 MWM 229.3	0496	261
Trator RT 82H MWM 229.3	0105	251
Trator TR 62 MWM 229.3	0496	261
Trator VAP 55 MWM 229.3	0105	251
MWM	Nº ZEN	Pg.
D225	0366	257
D225-6	1364	287
D2253	0028	248
D2254	0028	248
D22546	0367	257
D2262	0366	257
D2263	0366	257
D22646	0367	257
D229-4	1364	287
D229-6	1364	287
D2293	0028	248
D2293	0085	250
D2294	0085	250
D2296	0085	250
D3254	0367	257
D3272	0366	257
D3273	0366	257
D32746	0367	257
Diter D302	0838	273
Diter D325	0838	273
Diter D889	0838	273
Diter D890	0838	273
Diter D900	0838	273
Diter D989	0838	273
Especial/Special	1111	313
Especial/Special 4 e 6 cil.	12684	320
F250 Motor 6.07TCA	1022	280
Motor 4 cil	0772	270
Motor 06CL Sprint (GM Silverado)	0991	279
Motor 4.10T, 6.10T	1372	287
Motor 410T, 610T	0748	269
Motor D2256	0034	248
Motor D2256	0105	251
Motor D2293	0496	261

MWM	Nº ZEN	Pg.
Motor D2294	0105	251
Motor D2296	0105	251
Motor D232	0133	251
Motor marítimo D232 V6/V8 1970 ED e V12 T/TD 1970 ED 12 e 24 OM232 V	0218	313
Motor marítimo TD232 V6/V8 1970 ED e V12 T/TD 1970 ED 12 e 24 OM232 V	0218	313
Motor TD2296	0105	251
Motor TD232	0133	251
Motores D e TD 232 6V, 8V, 12V	0122	319
TD2266	0367	257
TD229-6	1364	287
Navistar	Nº ZEN	Pg.
Caminhões Durastar com motor DT466	1809	301
Caminhões Durastar com motor MaxxForce	13118	317
Caminhões Paystar com motor Cummins ISX/Cat	1811	301
Caminhões Paystar com motor Cummins ISX/Cat	1810	301
Caminhões Paystar com motor MaxxForce	13118	317
Caminhões Prostar com motor Cummins ISX/Cat	1811	301
Caminhões Prostar com motor Cummins ISX/Cat.	1810	301
Caminhões Prostar com motor MaxxForce	13118	317
Caminhões Transtar com motor Cummins ISX/Cat	1811	301
Caminhões Transtar com motor Cummins ISX/Cat.	1810	301
Caminhões Transtar com motor MaxxForce	13118	317
Caminhões Workstar com motor DT466	1809	301
Especial/Special	0303	255
Ônibus 4700 Com Motor MWM 4.8L euro II y III	1679	295
Ônibus 4700 Com Motor MWM 4.8L euro II y III	1805	300
Ônibus 4700 Com Motor MWM 4.8L euro II y III	1936	307
Ônibus 4700 Com Motor MWM 4.8L euro II y III	13544	320
Ônibus 4700 Com Motor MWM 4.8L euro II y III	13545	321
New Holland	Nº ZEN	Pg.
1000 2-77 Shibaura Diesel	0684	267
1426 Caterpillar Engines	0649	266
1426 Perkins Engines	0649	266
1495 Perkins Engines	0649	266
1500 2cyl Shibaura Diesel	0684	267
158	1616	292
1600 2-77 Shibaura Diesel	0684	267
1700 2-78 Shibaura Diesel	0684	267
175	1616	292
2000	1616	292
201	1616	292
2514 E 256 C.I	1616	292
256	1616	292
2600	1616	292
2610	1616	292
2810	1616	292
2910	1616	292
3000	1616	292
3230 BSD332	1616	292
3310 01.91	1616	292
3310X4 01.91	1616	292
3430	1616	292
3500 5.5	2011	311
3550 5.9	2011	311

New Holland	Nº ZEN	Pg.
3600	1616	292
3610	1616	292
3750 5.9	2011	311
3900	1616	292
3910	1616	292
3910 H	1616	292
3930 H	1616	292
4000	1616	292
401C.I	1616	292
4100	1616	292
4130 H 4.4	1616	292
444 01.91	1616	292
4600 motor diesel 4 cil	0024	248
4600	1616	292
4610 motor diesel 4 cil	0024	248
4610	1616	292
4630	1616	292
5000	1616	292
517 5.9	2011	311
550	1616	292
555	1616	292
5600 motor diesel 4 cil	0024	248
5600	1616	292
5610 motor diesel 4 cil	0024	248
5610	1616	292
5640 Powerstar	1616	292
5700	1616	292
5900	1616	292
620 Combine	1616	292
622 Combine	1616	292
65 3.6	2011	311
654 County	1616	292
655 A	1616	292
6600 motor diesel 4 cil	0024	248
6600	1616	292
6610 motor diesel 4 cil	0024	248
6610	1616	292
6700	1616	292
6710	1616	292
6810	1616	292
70 3.6	2011	311
7000	1616	292
7410	1616	292
754 County	1616	292
7600	1616	292
7610 motor diesel 4 cil	0024	248
7610	1616	292
7630	1700	296
7630 (plat) NEF TC 78kW 4Cil	1700	296
764 County	1616	292
7700	1616	292
7710	1616	292
774 County	1616	292
7810	1616	292
7910	1616	292
80 3.9	2011	311
8000	1616	292

New Holland	Nº ZEN	Pg.
8030	1700	296
8030 (plat) NEF TAA 90kW 4Cil	1700	296
82 3.9	2011	311
8200	1616	292
8260 Powerstar 7.5	1616	292
8530	1616	292
8600	1616	292
8630	1616	292
8700	1616	292
8830	1616	292
9000	1616	292
910 Speed Power	1616	292
912 Speed Power	1616	292
944 County	1616	292
9600	1616	292
964 County	1616	292
9700	1616	292
974 County	1616	292
BSD442	1616	292
Colheitadeira FNH 8040 MBB-OM352	0105	251
Colheitadeira FNH 8040	1638	293
Colheitadeira FNH 8055 MBB-OM352A	0105	251
Colheitadeira FNH 8255	1638	293
Colheitadeira TC55	0315	255
Colheitadeira TC57	0315	255
Colheitadeira TC59	0315	255
Especial/Special	0150	252
Especial/Special	1195	285
Especial/Special	1196	285
Especial/Special	1624	292
FNH 8040 (MBB-OM352)	1364	287
FNH 8055 (MBB-OM352A).	1364	287
HTA7	1190	285
HTA8	1190	285
L, 517H, I, M 5.9	2011	311
L555 Perkins 4-108 Diesel	0650	266
L783 Perkins 4-203 Diesel	0649	266
L785 Perkins 4-203 Diesel	0649	266
Línea TL Exitus: TL65 / 75 / 85 / 95E MWM	1596	291
M Série 7,5	1616	292
Motoniveladora 140	1679	295
Motoniveladora 140	1805	300
Motoniveladora 140	1936	307
Motoniveladora 140	13544	320
Motoniveladora 140	13545	321
Motoniveladora 170 e 200	1810	301
Motoniveladora 170 e 200	1811	301
Motoniveladora 170 e 200	13118	317
Motoniveladora 865, 865.2, 885 e 885.2	1810	301
NH 95 M8Y	1616	292
P357 e 358	1616	292
Pá Carregadeira 12C	1679	295
Pá Carregadeira 12C	1805	300
Pá Carregadeira 12C	1936	307
Pá Carregadeira 12C	13544	320
Pá Carregadeira 12C	13545	321
Pulverizador Patriot 250 4.5	1700	296

New Holland	Nº ZEN	Pg.
Pulverizador SP2500 4.5	1700	296
Série 8000, 8430 5.9	2012	311
Série 8000, 8630 8.1	2012	311
Série 8000, 8830 8.1	2012	311
Séries 10,L/Cab	1616	292
Super Major Diesel	0041	248
T4 T4100LP 3.4	1700	296
T4 T4105 3.4	1700	296
T4 T4105V, N, F 4.5	1700	296
T4 T4110F 3.4	1700	296
T4 T4110LP 3.4	1700	296
T4 T4115 3.4	1700	296
T4 T455 3.2	1700	296
T4 T465 3.2	1700	296
T4 T465V 3.2	1700	296
T4 T475 3.4	1700	296
T4 T475V, N, F 3.2	1700	296
T4 T480LP 3.4	1700	296
T4 T480V, N, F 3.4	1700	296
T4 T485 3.4	1700	296
T4 T485V, N, F 3.4	1700	296
T4 T490V, N, F 3.4	1700	296
T4 T495 3.4	1700	296
T4 T495V, N, F 4.5	1700	296
T5 T5105 3.4	1700	296
T5 T5110 4.5	1700	296
T5 T5115 3.4	1700	296
T5 T5120 4.5	1700	296
T5 T5130 4.5	1700	296
T5 T575 3.4	1700	296
T5 T595 3.4	1700	296
T6 T6110 4.5	1700	296
T6 T6120 4.5	1700	296
T6 T6130 4.5	1700	296
T8010 CDC 6 cil.	1994	310
T8020	1994	310
T8030 CDC 6 cil.	1994	310
T8040 CDC 6 cil.	1994	310
T8050 CDC 6 cil. 9.0	1994	310
T9020 CDC 6 cil. 9.0	1994	310
TC7	1190	285
TC8	1190	285
TCP7	1190	285
TCP8	1190	285
TD TD4020F 3.2	1700	296
TD TD4030F 3.2	1700	296
TD TD4040F 3.2	1700	296
TD5 TD5105 3.4	1700	296
TD5 TD5115 3.4	1700	296
TD5 TD585 3.2	1700	296
TD5 TD585 3.4	1700	296
TD5 TD595 3.4	1700	296
TG215 8.3	1994	310
TG245 8.3	1994	310
TG275 8.3	1994	310
TM135E	1719	297
TM150E	1719	297

New Holland	Nº ZEN	Pg.
TM165	1719	297
TM180	1719	297
Trator	0150	252
Trator	0351	257
Trator	0539	262
Trator	0669	266
Trator	0670	267
Trator	1038	280
Trator	1624	292
Trator	1678	294
Trator 660	1837	302
Trator 7030	1700	296
Trator 8830	0648	266
Trator de Esteira 7D	1679	295
Trator de Esteira 7D	1805	300
Trator de Esteira 7D	1936	307
Trator de Esteira 7D	13544	320
Trator de Esteira 7D	13545	321
Trator de esteira TK4020V 3.2	1700	296
Trator de esteira TK4030 3.2	1700	296
Trator de esteira TK4030F 3.2	1700	296
Trator de esteira TK4030V 3.2	1700	296
Trator de esteira TK4040 3.2	1700	296
Trator de esteira TK4040M 3.2	1700	296
Trator de esteira TK4050 3.2	1700	296
Trator de esteira TK4060 3.2	1700	296
Trator de esteira TK4110M 3.4	1700	296
Trator DT8630	0648	266
Trator Farm T4020 3.2	1700	296
Trator Farm T4020V 3.2	1700	296
Trator Farm T4030 3.2	1700	296
Trator Farm T4030F 3.2	1700	296
Trator Farm T4040F 3.2	1700	296
Trator Farm T4040V 3.2	1700	296
Trator Farm T4050 4.5	1700	296
Trator Farm T4050V 4.5	1700	296
Trator Farm TD5010 3.2	1700	296
Trator FNH 8430	0648	266
Trator Gamalta	0315	255
Trator TL 75E	1157	283
Trator TS6000S	1700	296
Trator TS6020	1700	296
Trator TS6030	1700	296
Trator TS6040	1700	296
Tratores	1957	308
TS100	1719	297
TS110	1719	297
TS6000 Standard (cab) NEF TC 66kW 4Cil	1700	296
TS6020 (cab) NEF TAA 82kW 4Cil	1700	296
TS6030 (cab) NEF TAA 90kW 4Cil	1700	296
TS6040 (cab) NEF TAA 97kW 4Cil	1700	296

Nissan	Nº ZEN	Pg.
100NX 2.0GTI	0711	268
1200	0141	252
120Y	0141	252
1300	0141	252

Nissan	Nº ZEN	Pg.
140Y	0141	252
160Y	0141	252
200 SX	1020	280
200SX L4 1.6L 1597cc 97cid	0519	261
200SX L4	0791	271
240SX L4 2.4L 2389cc	0679	267
260	0144	252
27 NHR	1862	303
280	0144	252
310	0791	271
310 L4 1.4L 1393cc 85cid	0853	274
310 L4 1.5L 1488cc	0853	274
3300, 3500	9791	315
A12, A15	0853	274
Almera 2.0 Gti	0711	268
Almera 1.5 16V - 1.8 16V	1708	296
Almera 2.2 TD	1904	305
Almera II Tino 2.2 dCi	1904	305
Almera 1.5, 1.6, 1.8	2023	312
Almera e Sunny	1018	279
Altima V6 3.5L	1876	304
Altima L4 2.4L 2389cc	1021	280
Altima L4 2.4L 2389cc	1764	299
Armada 2.4WD	1727	297
Armada V8 5.6L 5552cc FLEX	1764	299
Axxess L4 2.4L 2389cc	0679	267
Bluebird	0141	252
Bluebird 1.6, 1.8, 1.8 Turbo	0499	261
Bluebird 1.8	1839	302
Caball	0144	252
Cabstar 3.3 Diesel	0901	275
Cabstar 2.3 Diesel F22	1862	303
Cabstar 2.5 Diesel F22	1862	303
Cabstar	1865	303
Cabstar	1906	305
Cabstar 2500	1947	308
CD 17	0790	271
CD 20	0790	271
CD17	9527	315
CD20	9527	315
Cedric	0141	252
Cherry	0141	252
Cherry 1.0, 1.3, 1.5	0517	261
Cherry	0519	261
Cherry Automáticos	0554	262
Cherry	0790	271
Cube 1.8	1762	298
D21	1947	308
D21 2.5	1990	310
D22 2.5 TD 4X4	1990	310
E16	0793	271
E16	9525	315
E60	0144	252
Ebro	1174	284
Empilhadeira	0758	270
Especial/Special	0352	257
Especial/Special	0376	257

Nissan	Nº ZEN	Pg.
Especial/Special	0831	273
Especial/Special	0917	276
Especial/Special	0957	277
Especial/Special	1070	282
Especial/Special	12658	316
Especial/Special	12659	316
F10 L4 1.4L 1393cc 85cid	0853	274
Fork Lifts	0644	266
Fork Lifts	0853	274
Fork Lifts	1046	281
Fork Lifts	12812	316
Forklift	0758	270
Forklift	0790	271
Forklift Diesel	0901	275
Forklift	9426	314
Frontier MWM	1168	284
Frontier V6 3.3L 3275cc	1764	299
Frontier Turbo Diesel	1780	299
Frontier 3.0	1906	305
Frontier 2.5	1990	310
Frontier 4x4	0737	268
Frontier L4 2.4L 2389cc	0712	268
Frontier L4 2.4L 2389cc 146cid	0712	268
Frontier NP 300	1918	306
GA 15	0595	264
GA 16	0595	264
GA13, GA15, G16	0519	261
Interstar 90 DCI - 100 DCI - 120 DCI	1607	291
KA24E	0679	267
King Van 2.5 Diesel E24	1862	303
King Van 2.3 Diesel E24	1862	303
Kubistar 1.5	1774	299
Laurel	0141	252
Laurel 2.0	0499	261
Lift Trucks H30 Vários Modelos	1592	291
Lift Trucks AEH Z24	1592	291
Lift Trucks AH A15	1592	291
Lift Trucks AH A15 Engine	9495	314
Lift Trucks AH H20	1592	291
Lift Trucks APH A15	1592	291
Lift Trucks APH A15 Engine	9495	314
Lift Trucks APH H20 Engine	9495	314
Lift Trucks ASH A15	1592	291
Lift Trucks Ash A15 Engine	9495	314
Lift Trucks CEGH Z24	1592	291
Lift Trucks CEH Z24	1592	291
Lift Trucks CPH A15	1592	291
Lift Trucks CPH H20	1592	291
Lift Trucks CPH Z24	1592	291
Lift Trucks CRGH H20	1592	291
Lift Trucks CRGH Z24	1592	291
Lift Trucks EGH H20	1592	291
Lift Trucks EH A15	1592	291
Lift Trucks EH H20	1592	291
Lift Trucks H01 A15 Gas.	1592	291
Lift Trucks H01 H20 Gas.	1592	291
Lift Trucks H02 H20 Gas.	1592	291

Nissan	Nº ZEN	Pg.
Lift Trucks H02 Z24 LPG	1592	291
Lift Trucks KAH A15	1592	291
Lift Trucks KAH H20	1592	291
Lift Trucks KAP H20	1592	291
Lift Trucks KAP H25	1592	291
Lift Trucks KCEH H20	1592	291
Lift Trucks KCEH H25	1592	291
Lift Trucks KCH02 H20 Gas.	1592	291
Lift Trucks KCH02 H25 Gas.	1592	291
Lift Trucks KCPH A15	1592	291
Lift Trucks KCPH H20	1592	291
Lift Trucks KCUH H20	1592	291
Lift Trucks KCUH H25	1592	291
Lift Trucks KEGH H20	1592	291
Lift Trucks KEGH H25	1592	291
Lift Trucks KEH H20	1592	291
Lift Trucks KEH H25	1592	291
Lift Trucks KH01 A15 Gas.	1592	291
Lift Trucks KH01 H20 Gas.	1592	291
Lift Trucks KH02 H20 Gas.	1592	291
Lift Trucks KH02 H25 Gas.	1592	291
Lift Trucks KPH A15	1592	291
Lift Trucks KPH H20	1592	291
Lift Trucks KUGH H20	1592	291
Lift Trucks KUGH H25	1592	291
Lift Trucks PH01 A15	1592	291
Lift Trucks PH02 A15	1592	291
Lift Trucks RGH02 A15	1592	291
Lift Trucks UF03 H30	1592	291
Lift Trucks UGF03 H30	1592	291
Lift Trucks YF03 H30	1592	291
Lift Trucks YGF03 H30	1592	291
Lift Trucks Z24 Vários Modelos	1592	291
Lifts Trucks Ash H20 Engine	9495	314
Lifts Trucks Cef H20 Engine	9495	314
Livina	1762	298
March 1.0 16V	0965	278
March 1.6	1761	298
March 1.0	1909	305
Maxima V6 3.5L	1876	304
Maxima II 2.0 - 3.0 V6 24V	1017	279
Maxima III QX 2.0 - 3.0	1017	279
Micra	0517	261
Micra Automáticos	0554	262
Micra	1011	279
Micra	1708	296
Micra 1.0 16V	2023	312
Micra 1.4 16V	2023	312
Navara 2.5 Diesel	1862	303
Navara 2.5 dCi	1906	305
NFG101D11	0349	257
Nissan 23300-20H00, 23300-20H12	9495	314
Nissan 23300-20H00, 23300-20H12 Nissan Ag	9495	314
Nissan Lift Truck	9495	314
Nissan Trucks	1174	284
Nissan V16	12786	321
Note 1.5	1774	299

Nissan	Nº ZEN	Pg.
NP300 2.5	1990	310
NX 4 cil. 2.0L 1998cc	0828	273
NX 1600	0793	271
NX 1600	1207	286
NX 1600	9525	315
NX 2000	0793	271
NX 2000	1207	286
NX 2000	9525	315
Pathfinder 3.0 V6 gasolina	0687	267
Pathfinder V6 3.3L 3275cc	0712	268
Pathfinder 2.5dCi	1906	305
Patrol	0580	263
Patrol 3.3 D	0790	271
Patrol 4.2 Diesel	2015	311
Pick Up	0634	265
Pick Up	0673	267
Pick Up D21 2400	0712	268
Pick Up L4 2.4L 2389cc	0712	268
Prairie	0517	261
Prairie 2.0	1839	302
Prairiep 1.8	0499	261
Primastar	1838	302
Primastar 150 DCI	1607	291
Primera 2.0	0711	268
Primera 1.6	0863	274
Primera 2.0	1702	296
Primera 1.6 16V - 1.8 16V	1708	296
Primera 2.2 Di	1904	305
Primera 1.6 16V	2026	312
Primera Berlina 2.0 P10	1062	281
Pulsar	0517	261
Pulsar	0519	261
Pulsar 1.6	0793	271
Pulsar 1.6	1207	286
Pulsar 1.6	9525	315
Qashqai 1.5	1774	299
Qashqai	1838	302
Qashqai 1.6	1981	309
Quest V6 3.5L	1876	304
Sentra	0517	261
Sentra L4 1.6L 1597cc 97cid	0519	261
Sentra	0673	267
Sentra	0701	267
Sentra 1.6	0793	271
Sentra 4 cil. 2.0L 1998cc	0828	273
Sentra	1020	280
Sentra 1.6	1207	286
Sentra	1467	287
Sentra 1.8	1727	297
Sentra 2.0	1762	298
Sentra 1.6	9525	315
Sentra II	12786	321
Skyline	0141	252
Skyline Australian	0475	260
Stanza 1.6, 1.8	0499	261
Stanza	0790	271
Stanza	0791	271



Nissan	Nº ZEN	Pg.
Stanza L4 2.4L 2389cc	0679	267
Sunny 1.3, 1.5, 1.6	0517	261
Sunny	0519	261
Sunny Automáticos	0554	262
Sunny	0701	267
Sunny 2.0	0711	268
Sunny 1.7 D	0790	271
TD 27	1862	303
Terrano	0687	267
Terrano	0737	268
Terrano 2.4WD	1727	297
Terrano 2.70 TDi 4WD	1862	303
Terrano 2.7 Diesel	1862	303
Terrano II 2.4L	0712	268
Tiida 1.8	1762	298
Tiida 1.5	1774	299
Tino 1.5 16V - 1.8 16V	1708	296
Titan 5.6	0596	264
Titan V8 5.6L 5552cc FLEX	1764	299
Trade 2.0L Diesel	1173	284
Tsuru	0517	261
Tsuru	0554	262
Tsuru	0701	267
Tsuru	1467	287
Tsuru	1532	289
Urban 2.3 D	1862	303
Urban 2.5 D	1862	303
Urvan	0499	261
Van	1174	284
Van Quest 6 cil. 3.0L 2960cc 181cid	1019	280
Vanette	0673	267
Vanette 2.0L Diesel	1173	284
Vanette D	0790	271
Versa	1761	298
Violet	0141	252
X-trail 1.6, T32R	1981	309
X-trail 1.6, T32RR	1981	309
XTerra V6 3.3L 3275cc	1764	299
XTerra L4 2.4L 2389cc	0712	268
Xtrail 2.0	1702	296
XTrail 2.5	1702	296
Xtrail 2.0	1762	298
Xtrail 2.0 DCI	1838	302
Xtrail 2.2 Di - dCi - 4x4	1904	305
YGF	1865	303
Z20	0499	261
Z22	0499	261
ZX 300	0144	252
Oldsmobile	Nº ZEN	Pg.
98 V6 3.8L 3800cc 231cid	0433	259
Alero 3.4L (207) V6	10003	312
Alero 3.4L (207) V6	12720	320
Aurora V8 4.0L 244cid	0774	270
Calais V6 3.0L 181cid VIN L	0433	259
Cutlass Ciera V6 3.8L 3800cc 231cid	0433	259
Delta 88 V6 3.0L 181cid	0433	259

Oldsmobile	Nº ZEN	Pg.
Silhouette 3.4L (207) V6	10003	312
Silhouette 3.4L (207) V6	12720	320
OMC	Nº ZEN	Pg.
V4	1673	294
V6	1673	294
V8	1673	294
Onan	Nº ZEN	Pg.
Engine Medium Duty 2L600 Kubota 2L600	0353	257
Motor B43E	0943	277
Motor B43G	0943	277
Motor B48G	0943	277
Motores	0427	258
Opel	Nº ZEN	Pg.
Admiral 2.8	0108	251
Agile	1752	298
Ascona	0013	248
Ascona 2.0 D	0320	256
Ascona 1.2	0325	256
Ascona Diesel	0482	260
Ascona A	0068	250
Ascona B, C	0108	251
Ascona C 1.6 D	0420	258
Ascona C20	0482	260
Astra 1.7 D	0474	260
Astra 1.6	0752	269
Astra	1109	283
Astra 1.2 16V	1619	292
Astra 1.4 16V	1619	292
Astra 1.6 16V	1619	292
Astra 1.6i	1619	292
Astra F 1.7 td	1556	290
Astra G 2.2 16V	0756	269
Astra G 2.0 DI - DTI - 16V - 2.2 DTI	1109	283
Astra G 1.7L TD	1557	290
Astra G 2.2 16V	10003	312
Astra H GTC 1.3 CDTI	1752	298
Blitz	0013	248
Blitz 1.9	0015	248
Blitz 1.9	0068	250
Blitz CF	0108	251
Campo 3.1 Diesel Turbo	1861	303
Combo 1.6	1899	305
Combo 1.6	1982	310
Comodore B	0108	251
Corsa 1.0, 1.2, 1.3	0108	251
Corsa 1.6	0752	269
Corsa	1556	290
Corsa 1.0 12V	1619	292
Corsa 1.2 16V	1619	292
Corsa 1.4 16V	1619	292
Corsa 1.6i	1619	292
Corsa 1.8 16V	1619	292
Corsa D	1752	298
Crossland X 1.6	1982	310
D 1.0, 1.2	0325	256

Opel	Nº ZEN	Pg.
Diplomat B	0108	251
Especial/Special	1056	281
Frontera 2.5	1033	280
Frontera	1109	283
Frontera A 2.8 Diesel Turbo	1861	303
Frontera B 2.0 - 2.2 DTI	1109	283
Grandland X 1.6	1982	310
K 180	0161	252
Kadett	0243	254
Kadett 1.0, 1.2	0325	256
Kadett Diesel	0482	260
Kadett B, C	0013	248
Kadett C, D	0108	251
Kadett D 1.6 D	0420	258
kadett D/E 1.7 D	0474	260
Kapitan P	0015	248
Manta	0013	248
Manta A	0068	250
Manta A, B12	0325	256
Manta B	0108	251
Meriva	1619	292
Meriva	1752	298
Monterey A 3.1 Diesel Turbo	1861	303
Monza	0108	251
Motor 1.3 JTD 16V	1641	293
Movano 2.2 DTI - 2.5 DTI	1607	291
Movano	1692	295
Movano 2.3 CDTI	1838	302
Omega 1.8, 2.0	0482	260
Omega 2.3 D, 2.3 TD	0573	263
Omega 2.5 TD, 2.5 XTD	1033	280
Omega 2.3 TD	1477	288
Omega 2.5 TD	1630	292
Omega B 2.0 - 2.2 DTI - DTH	1109	283
Rekord	0108	251
Rekord 2.0 D	0320	256
Rekord 2.1 D	0320	256
Rekord 2.3 D	0320	256
Rekord 2.3 D, 2.3 TD	0573	263
Rekord B, C	0013	248
Rekord D	0068	250
Rekord PII	0015	248
Saad 9.3	1109	283
Senator	0108	251
Senator 2.3 TD	0573	263
Signum 2.0 Turbo - 2.2	0756	269
Signum 2.0 - 2.2 DTI	1109	283
Signum 2.2	10003	312
Sintra 2.2 DTI	1109	283
Speedster 2.2	0756	269
Speedster 2.2	10003	312
Tigra	1619	292
Tigra 1.3 CDTI	1752	298
Vauxhall	1109	283
Vectra	0474	260
Vectra 1.6	0752	269
Vectra 2.2 16V	0756	269

Opel	Nº ZEN	Pg.
Vectra	1109	283
Vectra 2.0 - 2.2 DI - DTI - DTH 16V - DTL 16V	1109	283
Vectra 1.4 16V	1619	292
Vectra 1.6 16V	1619	292
Vectra A 1.7L T DSL	1556	290
Vectra B 1.7L T DSL	1556	290
Vectra B 2.2 16V	10003	312
Vectra C 2.2 16V - 2.2 16V GTS	0756	269
Vectra C 2.2 16V	10003	312
Vectra CD	0770	270
Vivaro 2.5 DTI	1607	291
Vivaro 2.0 CDTI	1838	302
Zafira 2.0 - 2.2 DI - DTI	1109	283
Zafira 2.2 16V	10003	312
Zafira A 2.2 16V	0756	269
Zafira A 2.2 16V	0756	269

Palmieri	Nº ZEN	Pg.
1500 GN 80	0308	255
1500 GN 95	0308	255
1800 GN 110	0308	255
1800 GN 90	0308	255
PDA 625-750-1250	0638	265

Pegaso	Nº ZEN	Pg.
1228T	0087	313
1231	0087	313
1236	0087	313
1331	0087	313
1431	0087	313
2331	0087	313
2431K	0087	313
3560	0087	313
5023	0087	313
5024	0087	313
5036	0087	313
6038	0087	313
6420	0087	313
6424	0087	313
Camion	0378	257

Perkins	Nº ZEN	Pg.
103-13 1.3	2009	311
103-15 1.5	2009	311
104-19 2.0	2009	311
104-22 2.2	2009	311
1103 D	1700	296
1104 D	1700	296
1106 C	1700	296
248 Trator CBT 8240	0024	248
3152	1602	291
4 E 6 CIL Tipo AN 115	0439	259
4-236 4 cil Diesel	0649	266
4.203LH	1980	309
4203	1602	291
4236	1602	291
4236 A Trator MF 275, 275/4	0024	248
6.354	1980	309

Perkins	Nº ZEN	Pg.
6.354/4 Trator CBT 8260 4x4	0028	248
6305	1602	291
6354	1602	291
A3.152 Trator MF 235	0043	248
A4.236	1980	309
A4.248	1980	309
A6.354.4	1980	309
A6.358 Trator Ideal 9110	0024	248
AT6.354.4	1980	309
D3.152	1980	309
Especial/Special Maxion HSD	0916	276
Estacionários	0067	249
Estacionários	0096	250
Estacionários	0121	319
Estacionários	0150	252
Estacionários	0155	252
Estacionários	0186	253
Estacionários	0302	255
Estacionários, Industrias	1195	285
Estacionários, Industrias	1196	285
GM, Ford, Dodge, CBT, Case Motor 4 e 6 cil	0024	248
Industriais	0067	249
Industriais	0096	250
Industriais	0121	319
Industriais	0150	252
Industriais	0155	252
Industriais	0186	253
Industriais	0302	255
Maxion	0826	273
Maxion	0978	278
Maxion S4T GM - D20	0118	251
Maxion - HSD (Maxion High Speed)	0861	274
Maxion 1006.6T Trator Ideal 9075	0118	251
Maxion 1006.6T Trator Ideal 9090	0118	251
Maxion S4T GM - D6000	0118	251
Motor Motor 4 e 6 cil	0043	248
Motor 4 e 6 cil	0060	249
Motor 4 e 6 cil	1359	287
Motor 1006-6 6 cyl 6.6L	1678	294
Motor 1006-60 6.6L	1678	294
Motor Industrial	0084	250
Motor Industrial 4203	0118	251
Motor Industrial 4236	0118	251
Motor Industrial 63544	0118	251
Motor Industrial 6358	0118	251
Motor Industrial 3152	0118	251
Motor Industrial 3152, 4203, 4236	0024	248
Motor Industrial 4203	0118	251
Motor Industrial 4236	0118	251
Motor Industrial 6354.4, 6358	0024	248
Motor Industrial 6358	0118	251
Motores 4203 / 3152 / 4236 / 6354	12682	320
Motores Marine C6.6	1948	308
Perkins	0067	249
Perkins 248 Trator CBT 8240	0118	251
Perkins 4236 A	0118	251
Perkins 6.354/4 Trator CBT 8260 4x4	0118	251

Perkins	Nº ZEN	Pg.
Perkins A6.358	0118	251
Série 403 0.7, 403C07	2009	311
Série 403 1, 403C10	2009	311
Série 403 1.1, 403C11	2009	311
Série 403 1.1, 403D11	2009	311
Série 403 1.5, 403C11G	2009	311
Série 403 1.5, 403C15	2009	311
Série 403 1.5, 403C15G	2009	311
Série 403 1.5, 403D15	2009	311
Série 403 1.5, 403D15T	2009	311
Série 403 1.5, 403D17	2009	311
Série 403 2, 404C20	2009	311
Série 403 2.2, 404C22	2009	311
Série 403 2.2, 404C22G	2009	311
Série 403 2.2, 404D22	2009	311
Série 403 2.2, 404D22G	2009	311
Série 403 2.2, 404D22T	2009	311
T4.236	1980	309
T4.248	1980	309
Trator 283, 290/4	0024	248
Trator 290, 290/4	0024	248
Trator 292, 292 turbo	0024	248
Trator 296	0118	251
Trator 400	0118	251
Trator 9130, 9150, 9170	0024	248
Trator Ideal 9110	0118	251
Trator Ideal 9130	0118	251
Trator Ideal 9150	0118	251
Trator Ideal 9170	0118	251
Trator MF 290/4	0118	251
Trator MF 292	0118	251
Trator MF 235 -265 A3.152	0668	266
Trator MF 265	0043	248
Trator MF 265 AD4.203	0668	266
Trator MF 275	0118	251
Trator MF 275/4	0118	251
Trator MF 283	0024	248
Trator MF 283	0118	251
Trator MF 290	0118	251
Trator MF 292 turbo	0118	251
Trator MF 296/4	0118	251
Trator MF 296/4, 296, 400	0024	248
Tratores	0067	249
Tratores	0096	250
Tratores	0121	319
Tratores	0150	252
Tratores	0155	252
Tratores	0186	253
Tratores	0302	255
Tratores	1195	285
Tratores	1196	285
Tratores, Industriais, Estacionários.	0661	266
Tratores, Industriais, Estacionários.	0668	266
V8 540	0286	254
Various Models Diesel	0649	266

Peterbilt	Nº ZEN	Pg.
Denso 428000-4420, 428000-5190	1811	301
Motor Cat C10/C12, Cummins ISM, CatC9/C11/C13/C15	1811	301
Acert e Cummins ISX 386, 388, com motor Cummins ISX		
Prestolite MS2-500, MS2-501, MS2-502, MS2-503, MS2-504, MS2-510, MS2-511, MS2-514	1811	301
Substitui Mitsubishi KW0779, M970979, M009T70979, PC0779, PC0979, PC1379, PC1479	1811	301
Peugeot	Nº ZEN	Pg.
1007 1.6 HDI	1758	298
1007 1.4 - 1.6 HDi	1902	305
104	0108	251
106 1.0	0787	271
106	0836	273
106	0965	278
106	0976	278
106	1152	283
106D	1074	282
107 1.0	1545	289
107 1.4 - 1.6 HDi	1902	305
107	1925	306
107, 1007, 206, 207, 307 e 308 1.4 e 1.6 HDi	1812	301
2008 Motor EC5 1.6	1755	298
2008 1.6	1982	310
205	0482	260
205	0570	263
205 Diesel	0646	266
205	0775	270
205	0787	271
205	0800	272
205	0846	273
205 XU7 4 cil 1.6	0915	276
205 XUD9 4 cil 1.9 Diesel	0915	276
205 1.6	0926	276
205	0976	278
205	1152	283
205GTI	0775	270
206	0787	271
206	0836	273
206 1.0 16V / 1.4 / 1.6 / 1.6 16V	0965	278
206	0976	278
206 1.9 D	1576	291
206 2.0 HDi	1576	291
206	1752	298
206 Motor TU3 1.4	1755	298
206 1.6 HDI	1758	298
206	1822	301
206 1.4 - 1.6 HDi	1902	305
207	0965	278
207 Motor TU5 1.6	1755	298
207 1.6 HDI	1758	298
207	1822	301
207 1.4 - 1.6 HDi	1902	305
208 Motor TU4 1.5	1755	298
208	1822	301
208 1.6	1982	310
208 1.2, Puretech	2001	311
3008 1.6	1982	310

Peugeot	Nº ZEN	Pg.
3008, 407 e 5008 1.6 HDi	1812	301
304	0442	259
304	1822	301
305	0442	259
305	0482	260
305	0775	270
305 1.9D	0800	272
305 Diesel	0857	274
305 1.6	0926	276
305	1963	308
305 XL	1963	308
306 1.8i, 1.8i 16V	0745	269
306 1.6 / 1.8 / 2.0 / 2.0 16V	0787	271
306 1.9D	0800	272
306	0846	273
306 XU7 4 cil 1.6	0915	276
306 XUD9 4 cil 1.9 Diesel	0915	276
306	0926	276
306 1.9 Diesel	0935	276
306	0976	278
306 1.8/2.0	1031	280
306 1.8/2.0	1037	280
307	0775	270
307 2.0 HDi	1576	291
307 Motor TU5 1.6	1755	298
307 1.6 HDI	1758	298
307 1.4 - 1.6 HDi	1902	305
307 XND, XRD, XRDT	0706	268
308 Motor EC5 1.6	1755	298
308 1.6 HDI	1758	298
309	0482	260
309 1.9D	0800	272
309	1152	283
309	1187	284
403 Diesel	0217	253
404	0158	252
404 Diesel	0217	253
404 Diesel	0361	257
404	0397	258
404	0463	260
404	0961	278
404 Motores Indenor 6305, 6354	12675	320
404/8	0463	260
404D	0406	258
405	0287	254
405	0482	260
405 1.8i	0745	269
405	0775	270
405 1.6 / 1.8 / 1.9 / 2.0	0787	271
405 Diesel	0800	272
405	0846	273
405 XU7 4 cil 1.6	0915	276
405 XUD9 4 cil 1.9 Diesel	0915	276
405 1.4 - 1.6 - 1.9i	0926	276
405 Diesel	0936	277
405	0961	278
405 1.6	0976	278

Peugeot	Nº ZEN	Pg.
405 Diesel	1023	280
405 1.6 GL, 1.8i, 1.9 GR,SRI, 2.0i	1031	280
405 1.6 GL, 1.8i, 1.9 GR,SRI, 2.0i	1037	280
405	1152	283
405	1187	284
405 FRI	0915	276
405D 1.9 Diesel	0706	268
405D	0806	272
406 1.6 / 1.8 / 2.0 16V	0787	271
406	0846	273
406 1.6/1.8 16V/2.0 16V/2.0 Turbo	1031	280
406	1643	293
407 1.6 HDI	1758	298
407	1822	301
407 1.4 - 1.6 HDi	1902	305
5008 1.6	1982	310
504 1.6, 1.8, 2.0 (V6)	0108	251
504	0158	252
504 Diesel	0215	253
504 Diesel	0217	253
504	0287	254
504 Diesel	0460	260
504 Diesel	0461	260
504	0463	260
504 XD2 Diesel	0771	270
504 XT2 Diesel	0868	274
504 Diesel	0936	277
504 2.1, 2.3 diesel	0961	278
504	0983	278
504	1187	284
504	12682	320
504 e 505 Motor 2000	0741	269
504 D	0216	253
504 D	0530	262
504D	0365	257
504D	0406	258
505 1.8, 2.0	0108	251
505	0158	252
505 Diesel	0215	253
505	0287	254
505	0404	258
505	0482	260
505 XT2 Diesel	0868	274
505 Diesel	0936	277
505 1.6, 1.8, 2.0, 2.3, 2.5 Diesel	0961	278
505 diesel XD2	0983	278
505	1187	284
505	12682	320
505 D	0216	253
505 D TD	0530	262
505 INJ	0404	258
505D Turbo	0365	257
505D turbo Turbo	0406	258
508 1.6	1982	310
604 V6	0108	251
604 Diesel	0936	277
604	0961	278

Peugeot	Nº ZEN	Pg.
604 TD	0216	253
604D Turbo	0365	257
604D turbo Turbo	0406	258
605	0775	270
605 2.0	1031	280
605 2.0	1037	280
605	1643	293
605 2.5 TD	1903	305
605 D TD	0530	262
605TD	1072	282
607	1643	293
806 2.0	1031	280
806 2.0 turbo	1031	280
806 2.0, 2.0 turbo	1037	280
807	1643	293
Bipper 1.4 HDi	1902	305
Boxer	0573	263
Boxer XUD9 4 cil 1.9 Diesel	0915	276
Boxer	0935	276
Boxer	0976	278
Boxer 2.8 HDI	1022	280
Boxer	1025	280
Boxer 2.0	1031	280
Boxer 2.0	1037	280
Boxer 2.5 - TD	1072	282
Boxer	1642	293
Boxer 2.2 HDI	1642	293
Boxer 2.5 TDi	1643	293
Boxer 2.8 HDI	1650	293
Boxer	1790	300
Boxer	1874	304
Boxer 2.5 TD TDi e 4x4	1903	305
Boxer 2.2 HDi	2014	311
Boxer 2.8 Hdi 4x4	1840	302
Especial/Special	0189	253
Especial/Special	0297	255
Especial/Special	0462	260
Especial/Special	0574	263
Especial/Special	0647	266
Especial/Special	1056	281
Especial/Special	1509	289
Especial/Special Com Motor Indenor	12675	320
Estafette	0404	258
Expert 1.8	1031	280
Expert 1.8	1037	280
Expert 1.6 HDI	1758	298
Expert 1.6 HDI	1902	305
Expert 1.6	1982	310
Hoggar Motor TU3 1.4	1755	298
J5	0108	251
J5	1187	284
J7	0463	260
J7	1187	284
J7 D	0216	253
J9	0961	278
J9 D	0216	253
J9 D	0530	262

Peugeot	Nº ZEN	Pg.
Karsan J9D	1161	284
Partner XU7 4 cil 1.6	0915	276
Partner 1.9 Diesel	0935	276
Partner	1023	280
Partner 1.8	1031	280
Partner 1.8	1037	280
Partner 1.9 D	1576	291
Partner 2.0 HDi	1576	291
Partner	1752	298
Partner Motor TU5 1.6	1755	298
Partner 1.6 HDi	1758	298
Partner 1.6 HDi	1812	301
Partner 1.6	1982	310
Partner Furgonato 1.1, 1.4	0976	278
Partner Teepe 1.6 HDi	1758	298
Partner Van, Limousine	0976	278
Peugeot com motor indenor XD4. 88	0160	252
Pick Up 504 com motor Indenor XD-2S	0215	253
Pick Up 504 com motor Indenor XD-6.90	0215	253
Pick Up 504 com motor Indenor XD-4.90	0215	253
Pick Up 504 Diesel 1.3 Ton	0459	260
Rallye	0775	270
Ranch 1.9 D	1576	291
Ranch 2.0 HDi	1576	291
Ranch	1752	298
Ranch 1.6 HDi	1812	301
Ranch 1.6 HDi	1902	305
Rifter 1.6	1982	310
Traveller 1.6	1982	310
Vários modelos com Motor Indenor	12682	320

Pioneira	Nº ZEN	Pg.
Pioneira Sisu 420DS 4 Cil	1698	295

Plymouth	Nº ZEN	Pg.
Barracuda V8 5.2L 318cid	0495	261
Barracuda V8 5.2L 5212cc 318cid	0495	261
Barracuda V8 5.6L 340cid	0495	261
Barracuda V8 5.6L 5572cc 340cid	0495	261
Barracuda V8 5.9L 5899cc 360cid	0495	261
Barracuda V8 5.9L 5900cc 360cid	0495	261
Barracuda V8 5.9L 5917cc 361cid	0495	261
Belvedere L6 3.7L 225cid	0495	261
Belvedere L6 3.7L 3687cc 225cid	0495	261
Belvedere V8 4.5L 4473cc 273cid	0495	261
Belvedere V8 5.2L 318cid	0495	261
Belvedere V8 5.2L 5212cc 318cid	0495	261
Belvedere V8 7.0L 6981cc 426cid	0495	261
Belvedere II L6 3.7L 3687cc 225cid	0495	261
Belvedere II V8 4.5L 273cid	0495	261
Belvedere II V8 5.2L 318cid	0495	261
Belvedere II V8 5.9L 361cid	0495	261
Belvedere II V8 7.0L 426cid	0495	261
Caravelle L6 3.7L 3687cc 225cid	0495	261
Caravelle V8 5.2L 318cid	0495	261
Caravelle 4 Cil 2.6L 2555cc 156cid	9307	314
Cuda V8 5.2L 318cid	0495	261
Cuda V8 5.2L 5212cc 318cid	0495	261

Plymouth	Nº ZEN	Pg.
Cuda V8 5.6L 340cid	0495	261
Cuda V8 5.6L 5572cc 340cid	0495	261
Duster L6 3.7L 225cid	0495	261
Duster L6 3.7L 3687cc 225cid	0495	261
Duster V8 5.2L 318cid	0495	261
Duster V8 5.2L 5212cc 318cid	0495	261
Duster V8 5.9L 360cid	0495	261
Duster V8 5.9L 5899cc 360cid	0495	261
Duster V8 5.9L 5900cc 360cid	0495	261
Fleet Special L6 3.7L 3687cc 225cid	0495	261
Fleet Special V8 5.9L 5917cc 361cid	0495	261
Fury L6 3.7L 225cid	0495	261
Fury L6 3.7L 3687cc 225cid	0495	261
Fury V8 4.5L 273cid	0495	261
Fury V8 4.5L 4473cc 273cid	0495	261
Fury V8 5.2L 318cid	0495	261
Fury V8 5.2L 5212cc 318cid	0495	261
Fury V8 5.9L 361cid	0495	261
Fury V8 5.9L 5917cc 361cid	0495	261
Fury I L6 3.7L 225cid	0495	261
Fury I L6 3.7L 3687cc 225cid	0495	261
Fury I V8 5.2L 318cid	0495	261
Fury I V8 5.2L 5212cc 318cid	0495	261
Fury II L6 3.7L 225cid	0495	261
Fury II L6 3.7L 3687cc 225cid	0495	261
Fury II V8 4.5L 273cid	0495	261
Fury II V8 5.2L 318cid	0495	261
Fury II V8 5.2L 5212cc 318cid	0495	261
Fury III L6 3.7L 225cid	0495	261
Fury III L6 3.7L 3687cc 225cid	0495	261
Fury III V8 4.5L 273cid	0495	261
Fury III V8 5.2L 318cid	0495	261
Fury III V8 5.2L 5212cc 318cid	0495	261
Gran Fury L6 3.7L 3687cc 225cid	0495	261
Gran Fury V8 5.2L 318cid	0495	261
Gran Fury V8 5.2L 5211cc 318cid	0495	261
Gran Fury V8 5.2L 5212cc 318cid	0495	261
GTX V8 4.5L 4473cc 273cid	0495	261
GTX V8 5.2L 318cid	0495	261
GTX V8 5.2L 5212cc 318cid	0495	261
GTX V8 7.0L 6981cc 426cid	0495	261
PB100 L6 3.7L 3687cc 225cid VIN N	0495	261
PB100 V8 5.2L 5211cc 318cid VIN E	0495	261
PB150 L6 3.7L 3687cc 225cid VIN E	0495	261
PB150 L6 3.7L 3687cc 225cid VIN H	0495	261
PB150 V8 5.2L 5211cc 318cid VIN R	0495	261
PB150 V8 5.2L 5211cc 318cid VIN T	0495	261
PB200 L6 3.7L 3687cc 225cid VIN N	0495	261
PB200 V8 5.2L 5211cc 318cid VIN E	0495	261
PB200 V8 5.2L 5211cc 318cid VIN P	0495	261
PB200 V8 5.9L 360cid VIN T	0495	261
PB250 L6 3.7L 3687cc 225cid VIN E	0495	261
PB250 L6 3.7L 3687cc 225cid VIN H	0495	261
PB250 V8 5.2L 5211cc 318cid VIN P	0495	261
PB250 V8 5.2L 5211cc 318cid VIN R	0495	261
PB250 V8 5.2L 5211cc 318cid VIN T	0495	261
PB250 V8 5.2L 5211cc 318cid VIN U	0495	261

Plymouth	Nº ZEN	Pg.
PB250 V8 5.9L 360cid VIN T	0495	261
PB300 V8 5.2L 521cc 318cid VIN E	0495	261
PB300 V8 5.9L 360cid VIN T	0495	261
PB350 V8 5.2L 521cc 318cid VIN P	0495	261
PB350 V8 5.2L 521cc 318cid VIN R	0495	261
PB350 V8 5.2L 521cc 318cid VIN T	0495	261
PB350 V8 5.2L 521cc 318cid VIN U	0495	261
PB350 V8 5.9L 360cid VIN 1	0495	261
PB350 V8 5.9L 360cid VIN T	0495	261
PB350 V8 5.9L 360cid VIN U	0495	261
PB350 V8 5.9L 360cid VIN W	0495	261
Reliant 4 Cil 2.6L 2555cc 156cid	9307	314
Roadrunner V8 5.2L 318cid	0495	261
Roadrunner V8 5.2L 521cc 318cid	0495	261
Satellite L6 3.7L 225cid	0495	261
Satellite L6 3.7L 3687cc 225cid	0495	261
Satellite V8 4.5L 273cid	0495	261
Satellite V8 4.5L 4473cc 273cid	0495	261
Satellite V8 5.2L 318cid	0495	261
Satellite V8 5.2L 521cc 318cid	0495	261
Satellite V8 5.9L 360cid	0495	261
Satellite V8 5.9L 5899cc 360cid	0495	261
Satellite V8 5.9L 5900cc 360cid	0495	261
Satellite V8 5.9L 5917cc 361cid	0495	261
Savoy L6 3.7L 3687cc 225cid	0495	261
Savoy V8 4.5L 4473cc 273cid	0495	261
Savoy V8 5.2L 521cc 318cid	0495	261
Savoy V8 5.9L 5917cc 361cid	0495	261
Scamp L6 3.2L 198cid	0495	261
Scamp L6 3.2L 3254cc 198cid	0495	261
Scamp L6 3.7L 225cid	0495	261
Scamp L6 3.7L 3687cc 225cid	0495	261
Scamp V8 5.2L 318cid	0495	261
Scamp V8 5.2L 521cc 318cid	0495	261
Trailduster L6 3.7L 3687cc 225cid	0495	261
Trailduster V8 5.2L 318cid	0495	261
Trailduster V8 5.2L 521cc 318cid	0495	261
Trailduster V8 5.2L 521cc 318cid	0495	261
Valiant L6 3.7L 225cid	0495	261
Valiant L6 3.7L 3687cc 225cid	0495	261
Valiant V8 5.2L 318cid	0495	261
Valiant V8 5.2L 521cc 318cid	0495	261
Valiant V8 5.9L 360cid	0495	261
Valiant V8 5.9L 5899cc 360cid	0495	261
VIP V8 5.2L 521cc 318cid	0495	261
Volare L6 3.7L 3687cc 225cid	0495	261
Volare V8 5.2L 318cid	0495	261
Voyager 4 Cil 2.6L 2555cc 156cid	9307	314
Poclain	Nº ZEN	Pg.
FC 30	0308	255
LC 80	0308	255
LY 80	0308	255
MCL 84	0308	255
Polaris	Nº ZEN	Pg.
1050 - SLTH, SLTX	0749	269
400L 2x4	0751	269

Polaris	Nº ZEN	Pg.
400L Big Boss 6x6	0751	269
650 - SL, STD	0749	269
700 - Hurricane, SL, SLH, SLT, SLTX	0749	269
780 - SL, SLT, SLX	0749	269
900 - SL	0749	269
ATV 300 4x4	0751	269
Jet Ski	0751	269
Magnum 4x4	0751	269
Sportman 4x4	0751	269
Trail Boss 250, Xplorer 4x4 Todos exceto 325cc	0751	269
Xplorer 4x4	0751	269
Pontiac	Nº ZEN	Pg.
Aztec 3.4L (207) V6	10003	312
Aztec 3.4L (207) V6	12720	320
Firebird V6 2.8L 173cid	1189	285
Firebird V6 3.1L 189cid	1189	285
G6 V6 3.6L 217cid	0806	272
Grand AM 2.4	0756	269
Grand AM 3.4L (207) V6	10003	312
Grand AM 3.4L (207) V6	12720	320
Grand AM 2.4	0756	269
Grand Am V6 3.0L 181cid	0433	259
Grand Prix 3.1L (189) V6	10003	312
Grand Prix 3.1L (189) V6	12720	320
Montana 3.4L (207) V6	10003	312
Montana 3.4L (207) V6	12720	320
Sunburst L4 1.5L 1471cc 92cid	0498	261
Sunburst L4 1.5L 1471cc 92cid wo/Turbo	0498	261
Sunfire 2.4	0756	269
Sunfire 2.4 Audi	0756	269
Torrent V6 3.6L 217cid	0806	272
Porsche	Nº ZEN	Pg.
190	0065	249
33.1	0223	253
616	0223	253
911	1223	286
914	0323	256
924	0065	249
924	0108	251
924	0442	259
924	0798	271
944	0442	259
944	0798	271
Boxter	1223	286
Carrera	1223	286
Cayman	1223	286
Prairie Sprayer	Nº ZEN	Pg.
4800 Sprayer Perkins Diesel	0649	266
4900 Sprayer Perkins Diesel	0649	266
Prestolite	Nº ZEN	Pg.
M95R	1888	305
Série M100R	2003	311
Série M74R	1977	309

Princess	Nº ZEN	Pg.
1700	0412	258
1800	0412	258
2000	0412	258
2200	0412	258
Puma	Nº ZEN	Pg.
7000 série 79000 MWM 4.10T	0748	269
7900 (AM, AS, BR) 4.3, Motor MWM410	2027	312
7900T (AM, AS, BR) 4.3, Motor MWM410T	2027	312
914 4.0	1073	282
Caminhão 900 série 914 com motor MWM 229.4	0105	251
GT VW 1600	0065	249
GTS VW 1600	0065	249
Ônibus	1651	293
Puma GT com motor VW	0294	255
Puma GT Malzoni	0015	248
Puma GTB GM4100	0045	249
Putzmeister	Nº ZEN	Pg.
Máquinas de concreto	1979	309
Ram Van	Nº ZEN	Pg.
C/V V6 3.6L	1877	304
ProMaster 1500 V6 3.6L	1877	304
ProMaster 2500 V6 3.6L	1877	304
ProMaster 3500 V6 3.6L	1877	304
Random	Nº ZEN	Pg.
Caminhão Florestal RK 628C-F com motor Scania DC9	1809	301
Caminhões Fora de Estrada RK- 430B, RK-430M, RK 628 C, RK 628 C-R com motores Scania DC09	1809	301
Rastrojero	Nº ZEN	Pg.
IME reforma AN 115	0720	268
Reliant	Nº ZEN	Pg.
Scimitar	0412	258
Remy	Nº ZEN	Pg.
29MT	1936	307
38 MT	13130	317
38MT	1809	301
39 MT	13131	317
39 MT	13132	317
39MT	1810	301
39MT	1811	301
39MT	13117	317
39MT	13118	317
39MT	13119	317
41MT	1521	289
42 MT	1573	290
44MT	13104	317
44MT	13105	317
44MT	13106	317
Delco 10MT	0381	257
Delco 22MT	0381	257
Delco 25MT	0381	257
Delco 27MT	0381	257
Delco 30MT	0381	257

Remy	Nº ZEN	Pg.
Delco 35MT	0381	257
Geração II	1811	301
Geração II	13130	317
Geração II	13131	317
Geração II	13132	317
Geração III	1810	301
Planetária 9000846	12722	321
SD300 Series DD	0381	257
Série 29 MT Geração II	13545	321
Série 29 MT Geração III	13544	320
Serie 29MT Ger.II (Antigo)	1805	300
Serie 29MT Ger.III (Novo)	1679	295
Renault	Nº ZEN	Pg.
19 1.6	0468	260
19 1.7, 1.8	1134	283
19	1822	301
21 2000	0468	260
210 Midlum dCI 6AE Euro 3	1159	283
210.20	0392	257
21GTX	0468	260
230.20	0392	257
230.26	0392	257
250	0392	257
4, 6 e 12 com motor 1100	0183	252
70-12 SP Perkins-4.236	1980	309
70-14 SP Perkins-4.236	1980	309
70-32 PA/PE/PS/PX Perkins-4.236	1980	309
70-34 PA/PE/PS/PX Perkins-4.236	1980	309
701-4F Perkins-4.236	1980	309
7052	0028	248
75 -130 - 85.150 - 95.130 - 110.50 - 110.170	1159	283
80-12 SP Perkins-4.248	1980	309
80-14 SP Perkins-4.248	1980	309
80-32 PA/PE/PS/PX Perkins-4.248	1980	309
80-34 PA/PE/PS/PX Perkins-4.248	1980	309
Autocarri	1921	306
Avantime 2.2 DCI	1607	291
C 230 - CBM - CCH 300 - CLR 230 - G 170 - G 200 - GB 131 - JE 13	1159	283
Captur 1.5	1981	309
CERES 75 2X4/4X4 Perkins-4.236	1980	309
CERES 75X 2X4/4X4 Perkins-4.236	1980	309
CL3 1.6 Argentino	0468	260
Clio	0467	260
Clio 1.2 e 1.4	0747	269
Clio	0836	273
Clio 1.6i	0837	273
Clio	0843	273
Clio 1.6	0843	273
Clio 1.6	0945	277
Clio	0965	278
Clio 1.0 / 1.0 16V / 1.6 16V	0965	278
Clio 1.9 Diesel	1031	280
Clio 1.9 Diesel	1037	280
Clio 1.0 8v	1058	281
Clio 1.6i	1058	281



Renault	Nº ZEN	Pg.
Clio 1.6 16v	1064	281
Clio 1.4	1134	283
Clio 1.2, 1.4, 1.6, 1.8	1209	286
Clio	1735	297
Clio	1752	298
Clio	1822	301
Clio 1.5	1981	309
Clio D	1023	280
Clio Express Diesel	0935	276
Clio F8Q 1.9 Diesel	1134	283
Clio Grandtour	1756	298
Clio I e II	1153	283
Clio II 1.9 Diesel	1058	281
Clio II	1152	283
Clio II	1756	298
Clio II 1.4, 1.6 16V	1801	300
Clio II Box	1756	298
Clio II e III 1.5	1774	299
Clio III	1756	298
Clio III 1.1 e 1.2	1763	298
D17	0392	257
D20	0392	257
Dokker 1.2	1981	309
Dokker 1.3	1981	309
Dokker 1.5	1981	309
Dokker 1.6	1981	309
Duster 1.6	1735	297
Duster 2.0	1757	298
Duster 2.0 L	1915	306
Duster Oroch 2.0L	1915	306
Duster 1.5	1981	309
Espace	0656	266
Espace 2.0 16V	0745	269
Espace	0787	271
Espace	1822	301
Espace	1838	302
Espace 1.6	1981	309
Espace IV 2.2 DCI	1607	291
Especial/Special	0189	253
Especial/Special	0297	255
Especial/Special	0574	263
Especial/Special	0925	276
Especial/Special	1056	281
Express	0630	265
Express 1.6L Diesel	1172	284
Express D	1023	280
Express F8Q 1.9 Diesel	1134	283
Extra 1.6L Diesel	1172	284
Fluence	1735	297
FR1 - Iliade FRH - GTX - GTXE - RTX - TX	1808	301
Fuego	0404	258
Fuego com Motor 1.4, 2.0 e 2.2	0445	259
Fuego com motor 2000 Argentino e Brasileiro	0468	260
Fuego	0656	266
Fuego	1187	284
Gran Scnic 1.5	1981	309
Grand Scenic III 1.9 dCi	1757	298

Renault	Nº ZEN	Pg.
Grand Scenic II	1756	298
GTL	0325	256
Iliade GT - GTC - GTE	1808	301
JN 60 - 75 - 80 - 85 - 90 - 95	1159	283
JP 11 - 13 - 14	1159	283
JR 19 - 21	1159	283
JX 21	1159	283
Kadjar 1.5	1981	309
Kangoo 1.6	0843	273
Kangoo 1.0 / 1.0 16V / 1.2 / 1.6 16V	0965	278
Kangoo 1.9 Diesel - 48KW	1058	281
Kangoo	1153	283
Kangoo	1735	297
Kangoo	1752	298
Kangoo	1756	298
Kangoo 1.2 e 1.2 16V	1763	298
Kangoo 1.6, 16V	1801	300
Kangoo	1822	301
Kangoo 1.5	1981	309
Kangoo Be Bop 1.5	1774	299
Kangoo Express	1756	298
Koleos	1838	302
Kwid 1.0 3 Cilindros	1997	310
Laguna 1.8 e 2.0	0747	269
Laguna 16V	0787	271
Laguna 1.8 e 2.0	0843	273
Laguna 1.8, 2.0	1209	286
Laguna 1.6 16V	1735	297
Laguna	1822	301
Laguna D, RN, RT, RXE	1162	284
Laguna II 2.2 DCI	1607	291
Laguna II Grandtour 2.2 DCI	1607	291
Laguna II, III 2.0 DCI	1838	302
Laguna III	1756	298
Laguna III Grandtour	1756	298
Laguna Nevada 1.6	0843	273
Linea 21 2.2	0468	260
Logan 1.0 16v	0965	278
Logan	1674	294
Logan	1755	298
Logan 1.0 3 Cilindros	1997	310
Logan Estate	1756	298
M 140 - 150 - 160 - 180 - 200 - 210 - 230 - 250	1159	283
Magnum AE	1808	301
Manager	1808	301
Master	0656	266
Master	0787	271
Master	0910	275
Master	1063	281
Master	1187	284
Master	1607	291
Master 2.5	1692	295
Master Eletrônico DCi120	1618	292
Master II 2.2 DCI 90 - 2.5 DCI 120	1607	291
Master III 2.5 DCI - 2.5 DCI 100	1607	291
Master III 2.0 DCI	1838	302
Master, P35, T35 Diesel	0875	274

Renault	Nº ZEN	Pg.
Maxter	1808	301
ME 160 - 180	1159	283
Megane 2.0 16V	0745	269
Megane	0747	269
Megane 1.6	0843	273
Megane 2.0 16V	0976	278
Megane 1.9 d	1031	280
Megane 1.9 d	1037	280
Megane 1.9 Diesel	1058	281
Megane 1.4i - 1.6i - 16V	1064	281
Megane 2.0	1134	283
Megane 2.0	1209	286
Megane	1674	294
Megane 1.6 16V	1735	297
Megane	1822	301
Megane	1838	302
Megane 1.5	1981	309
Megane 1.5, Hatchback	1981	309
Megane 1.6, Grandtour	1981	309
Megane III Coupe	1756	298
Megane III Grandtour	1756	298
Megane III Hatchback	1756	298
Megane CC	1756	298
Megane D	1023	280
Megane I 1.4	1801	300
Megane II	1756	298
Megane II Coupe-Cabriolet	1756	298
Megane II e III 1.5	1774	299
Megane II Estate	1756	298
Megane II Saloon	1756	298
Megane III 1.9 dCi	1757	298
Midlum 135 - 150 - 180 - 210 - 250	1159	283
Modus	1756	298
Modus 1.5	1774	299
Nevada com Motor 1.4, 2.0 e 2.2	0445	259
Ônibus	0775	270
P1000	0108	251
P2000	0108	251
Pick Up Rodeo 4 cil 2.1 Diesel	0771	270
Premium 2 7200cc	1921	306
Premium 210 - 250	1159	283
R 11	0468	260
R 11	1187	284
R 12	0468	260
R 18	0468	260
R 18	1187	284
R 19 1.9 d	1031	280
R 19 1.9 d	1037	280
R 19 D	1023	280
R 20	1187	284
R 21	1187	284
R 21 D	1023	280
R 25	1187	284
R 4	1187	284
R 4F6	0926	276
R 5	1187	284
R 5 Alpine e Turbo	0926	276

Renault	Nº ZEN	Pg.
R 5 TL, GTL, LS	0926	276
R 6TL	0325	256
R 7TL	0325	256
R 9	0468	260
R 9	1187	284
R11	0443	259
R11	0482	260
R11 Diesel	0575	263
R11 Diesel	0630	265
R11 1.6	0843	273
R11	0926	276
R11 1.4	0945	277
R12	0244	254
R12	0248	254
R12	0325	256
R12	0404	258
R12	0731	268
R12	0786	271
R12 1.6	0843	273
R12 Canada	0248	254
R14GTL-GTS	0108	251
R15	0244	254
R16	0404	258
R17	0244	254
R18	0108	251
R18	0248	254
R18	0404	258
R18	0443	259
R18	0482	260
R18 Diesel	0571	263
R18 Diesel	0632	265
R18	0656	266
R18 4 cil 2.1 Diesel	0771	270
R18 turbo	0108	251
R18 turbo	0482	260
R19 com motor valeo	0287	254
R19	0468	260
R19	0747	269
R19 1.6i	0837	273
R19 1.6	0843	273
R19	0935	276
R19 1.6	0945	277
R19 1.9 Diesel	1058	281
R19 1.8	1209	286
R19 F8Q 1.9 Diesel	1134	283
R20	0108	251
R20	0404	258
R20	0656	266
R21	0443	259
R21	0656	266
R21	1209	286
R25	0656	266
R30	0108	251
R30 Turbo diesel	0656	266
R4	0245	254
R4	0248	254
R4	0325	256

Renault	Nº ZEN	Pg.
R4	0404	258
R4	0731	268
R4	1588	291
R4,R5,R6,F6	0451	259
R5	0244	254
R5	0245	254
R5	0248	254
R5 U.S.A	0248	254
R5	0285	254
R5	0325	256
R5	0404	258
R5 Diesel	0630	265
R5	1588	291
R6	0244	254
R6	0245	254
R6	0248	254
R6	0285	254
R6	0404	258
R6	0731	268
R6	1588	291
R8	0244	254
R9	0443	259
R9	0482	260
R9 Diesel	0575	263
R9 Diesel	0630	265
R9 1.6 e 1.7	0843	273
R9	0926	276
R9 1.4	0945	277
Rapid 1.6L Diesel	1172	284
Rapid Box	1822	301
Renault 12 com Motor 1.4, 1.8, 2.1	0445	259
Renault 4 com Motor 1.4, 1.8, 2.1	0445	259
Renault 6 com Motor 1.4, 1.8, 2.1	0445	259
RFS	0468	260
Rodeo	0404	258
S 100 - 130 - 140 - 150 - 160 - 170 - 180 - 210	1159	283
Safrane V6	0787	271
Safrane 2.2i	1031	280
Safrane 2.2i	1037	280
Sandero	1674	294
Sandero	1735	297
Sandero 1.0	1755	298
Sandero 2.0L	1915	306
Sandero 1.0 3 Cilindros	1997	310
Scenic 1.6	0843	273
Scenic 2.0 16V	1064	281
Scenic 2.0	1209	286
Scenic 1.6 16V	1735	297
Scenic	1822	301
Scenic 1.5	1981	309
Scenic II	1756	298
Scenic III 1.9 dCi	1757	298
Scenic II e Grand Scenic II 1.5	1774	299
Scenic II, III	1838	302
Scenic RX4 2.0	0745	269
SM 8	1159	283
Talisman 1.6	1981	309

Renault	Nº ZEN	Pg.
Thalia	1756	298
Thalia 1.5	1774	299
Thalia	1822	301
TL	0325	256
Trafic	0108	251
Trafic	0248	254
Trafic	0404	258
Trafic 4X4	0407	258
Trafic com Motor 1.4, 2.0 e 2.2	0445	259
Trafic 2.2	0468	260
Trafic	0482	260
Trafic Diesel	0656	266
Trafic	0732	268
Trafic Gasolina	0786	271
Trafic 1.4 b	0926	276
Trafic 1.9 Diesel - 47/48KW	1058	281
Trafic	1187	284
Trafic 2.5	1692	295
Trafic 352 4 cil 2.1 Diesel	0771	270
Trafic Box	1822	301
Trafic diesel	0875	274
Trafic Gasolina	0787	271
Trafic II 2.5 DCI 135	1607	291
Trafic II 2.0 DCI	1838	302
Trafic T312 4 cil 2.1 Diesel	0771	270
Trafic TA12 4 cil 2.1 Diesel	0771	270
Trafic TA52 4 cil 2.1 Diesel	0771	270
Trator R7201	0217	253
Trator R85	0217	253
Trator R87	0217	253
Trucks SEE: 120-6057, A, B 360, 368 Series Versions	1159	283
TS Turbo	0325	256
Twingo	0854	274
Twingo 1.0 / 1.2	0965	278
Twingo 1.2L	1153	283
Twingo	1756	298
Twingo 1.5	1774	299
Twingo I 1.2 1239ccm C3G	0482	260
TX	0325	256
V.I. Mascott	1158	283
V.I. Midliner	1159	283
Vel Satis 2.0 DCI	1838	302
Velsatis 2.2 DCI	1607	291

Renault Agri	Nº ZEN	Pg.
70-12 SP Perkins 4.236	1616	292
70-14 SP Perkins 4.236	1616	292
70-32 PA/PE/PS/PX Perkins 4.236	1616	292
70-34 PA/PE/PS/PX Perkins 4.236	1616	292
701-4F Perkins 4.236	1616	292
80-12 SP Perkins 4.248	1616	292
80-14 SP Perkins 4.248	1616	292
80-32 PA/PE/PS/PX Perkins 4.248	1616	292
80-34 PA/PE/PS/PX Perkins 4.248	1616	292
Ceres 75 2X4/4X4 Perkins 4.236	1616	292
Ceres 75X 2X4/4X4 Perkins 4.236	1616	292
R 7221	0216	253

Rover	Nº ZEN	Pg.
111, 114, 214, 820	0822	272
200 1.8 Diesel	1958	308
213	0832	273
216	0821	272
216	0960	278
218 D - TD	1958	308
25 2.0 Diesel	1958	308
418 D- TD	1958	308
420 D - Di	1958	308
45 2.0 Diesel	1958	308
620	0960	278
620 Sdi	1958	308
820	0960	278
850	0960	278
Especial/Special	1074	282
Maestro 1.3, 1.6, 2.0, 2.0 Turbo	0822	272
Metro 1.0, 1.1, 1.3	0822	272
Mini Cooper 1.3	0822	272
Montego 2.0 Turbo	0822	272
Montego 2.0 D Turbo	1958	308
TNB176	0822	272
Ruggerini	Nº ZEN	Pg.
RD 210-211-218	1065	281
RD180	1451	287
RD181	1451	287
RD200	1451	287
RF120	1451	287
RF121	1451	287
RF130	1451	287
RF140	1451	287
RF148	1451	287
RF80	1451	287
RF81	1451	287
RF88	1451	287
RF90	1451	287
RF91	1451	287
RF96	1451	287
RF99	1451	287
Série CDR 95, 100, 951, MD350, P101	2021	312
Saab	Nº ZEN	Pg.
1108075	0803	272
42803 1.8 - 2.0 Turbo	0756	269
42803 L4 2.0L 1985cc	0803	272
42803 L4 2.3L 2290cc 140cid	0803	272
42925 5.3L (325) V8	12720	320
9 3 2.2 16V TD	1109	283
9 2X H4 2.5L 2458cc	1945	307
9-3 1.8 Turbo - 2.0 Turbo	0756	269
9.7 5.3L (325) V8	10003	312
900 L4 2.1L 2119cc	0803	272
900 L4 2.3L 2290cc 140cid	0803	272
900 L4 2.0L 1985cc	0803	272
9000 L4 2.0L 1985cc	0803	272
9000 L4 2.3L 2290cc	0803	272
9000 L4 2.3L 2290cc 140cid	0803	272
Marine 2G 1.6L	1003	279

Saab	Nº ZEN	Pg.
Marine 2GRG 1.6L	1003	279
Marine 2J 1.9L	1003	279
Marine 2JRG 1.9L	1003	279
Marine G 0.8L	1003	279
Marine GA 0.8L	1003	279
Marine GAG 0.9L	1003	279
Same	Nº ZEN	Pg.
Caminhões	0378	257
Especial/Special	1073	282
R 503, 603 DT, Solaris 45/35	2021	312
Trator Aurora 45	1951	308
Trator IRON 180.7	1979	309
Tratores	0378	257
Tratores Antares 110 - 130	1951	308
Sampo Rosenlew	Nº ZEN	Pg.
3065L Sisu Diesel 44DT 4 Cil	1698	295
SR 2035 4 cil	1600	291
SR 2045 4 cil Turbo	1600	291
SR 2055 6 cil	1600	291
SR 2065 6 cil Turbo	1600	291
SR 2075 TS 6 cil Turbo	1600	291
SR 2085 TS 6 cil Turbo	1600	291
SR 3045 620DSEL 6.6	1600	291
SR 3065 620DSBAEL 6.6	1600	291
SR1046X Sisu Diesel 44DT 4 Cil	1698	295
SR1066 Sisu Diesel 44DT 4 Cil	1698	295
SR3045C Sisu Diesel 44DT 4 Cil	1698	295
SR3085L TS Sisu Diesel 44DT 4 Cil	1698	295
Sandvik	Nº ZEN	Pg.
DC120 2.2	2009	311
DS 310	1979	309
Sandvik	Nº ZEN	Pg.
Equipamento de Construção DS310	1898	305
Santro	Nº ZEN	Pg.
Especial/Special	1509	289
Saturn	Nº ZEN	Pg.
2004-01	10003	312
Especial/Special	12720	320
Saturn CarAura V6 3.6L 217cid	0806	272
Saturn TruckOutlook V6 3.6L 217cid	0806	272
Vue V6 3.6L 217cid	0806	272
Sauerburger	Nº ZEN	Pg.
Carregadora 1.1, SH200	2009	311
Carregadora 1.5, SH300	2009	311
Carregadora 1.5, SH336	2009	311
Carregadora 1.5, SH400	2009	311
Carregadora 2.2, SH500	2009	311
Carregadora 2.2, SH500T	2009	311
Carregadora 2.2, SH555	2009	311
Empinhadeira 2.2, FXScopic 5620	2009	311
Saviem	Nº ZEN	Pg.
E7C	1159	283

Saviem	Nº ZEN	Pg.
JN 75 - 85 - 90	1159	283
JP 11 - 13	1159	283
SC50	1159	283
SM 6 - 7 - 8	1159	283
Scania	Nº ZEN	Pg.
124	1806	301
50	0367	257
80	0367	257
81	0367	257
82	0367	257
85	0367	257
86	0367	257
92	0367	257
93230	0367	257
93250	0367	257
93280	0367	257
Caminhão 140	0087	313
Caminhão 140 Super	0087	313
Caminhão 141 Super	0087	313
Caminhão 145	0087	313
Caminhão 145	0122	319
Caminhão 145	0133	251
Caminhão BR145	0087	313
Caminhão BR145	0122	319
Caminhão BR145	0133	251
Caminhão CR145L	0087	313
Caminhão CR145L	0122	319
Caminhão CR145L	0133	251
Caminhão CR145T	0087	313
Caminhão CR145T	0122	319
Caminhão CR145T	0133	251
Caminhão CR145X	0087	313
Caminhão CR145X	0122	319
Caminhão CR145X	0133	251
Caminhão DSI14	0087	313
Caminhão DSI14	0122	319
Caminhão DSI14	0133	251
Caminhão L D11	0122	319
Caminhão L DS11	0122	319
Caminhão L D11	0133	251
Caminhão L DS11	0133	251
Caminhão L101	0087	313
Caminhão L142	0087	313
Caminhão LK 140 DS14	0122	319
Caminhão LK 141 DS14	0122	319
Caminhão LK 142 DS14	0122	319
Caminhão LK140	0087	313
Caminhão LK141	0087	313
Caminhão LK142	0087	313
Caminhão LKS 140 DS14	0122	319
Caminhão LKS 141 DS14	0122	319
Caminhão LKS 142 DS14	0122	319
Caminhão LKS140	0087	313
Caminhão LKS141	0087	313
Caminhão LKS142	0087	313
Caminhão LS D11	0122	319

Scania	Nº ZEN	Pg.
Caminhão LS DS11	0122	319
Caminhão LS D11	0133	251
Caminhão LS DS11	0133	251
Caminhão LT 110 D11	0122	319
Caminhão LT 110 D11	0133	251
Caminhão LT 110S DS11	0122	319
Caminhão LT 110S DS11	0133	251
Caminhão P93H	0367	257
Caminhão P94	0367	257
Caminhão R 112-310 HW, EW DS11	0122	319
Caminhão R 112 DN11, DS11, DSC11	0122	319
Caminhão R 112-360 HW, EW DSC11	0122	319
Caminhão R 142 DS14, DSC14	0122	319
Caminhão R 142-210 HW, EW DSC14	0122	319
Caminhão R142	0087	313
Caminhão R142-410	0087	313
Caminhão T 112-310 HW, EW DS11	0122	319
Caminhão T 112 DN11, DS11, DSC11	0122	319
Caminhão T 112-360 HW, EW DSC11	0122	319
Caminhão T 142 DS14, DSC14	0122	319
Caminhão T 142-210 HW, EW DSC14	0122	319
Caminhão T142	0087	313
Caminhão T142-410	0087	313
Caminhões	0378	257
Caminhões	13552	318
Chassi p/ ônibus K112	0122	319
Chassi p/ ônibus K112	0133	251
Chassi p/ ônibus K112, S112	0087	313
Chassi p/ ônibus S112	0122	319
Chassi p/ ônibus S112	0133	251
Chassi p/ ônibus BR116S	0133	251
DS11 R82A marítimo com turbo compressor Holset 4 LE	0036	313
Especial/Special	1091	282
Modelo: P 380 com motor DC 12 Euro 5	1809	301
Modelo: P 420 com motor DC 12 Euro 3	1809	301
Modelo: P 420 com motor DC 12 Euro 5	1809	301
Modelo: P 420 DT 12 com motor Euro 4	1809	301
Modelo: P 470 com motor DT 12 Euro 3	1809	301
Modelo: P 480 com motor DT 12 Euro 4	1809	301
Modelo: R 380 com motor DC 12 Euro 5	1809	301
Modelo: R 420 com motor DC 12 Euro 3	1809	301
Modelo: R 420 com motor DC 12 Euro 5	1809	301
Modelo: R 420 com motor DT 12 Euro 4	1809	301
Modelo: R 470 com motor DT 12 Euro 3	1809	301
Modelo: R 470 com motor DT 12 Euro 4	1809	301
Modelo: R 480 com motor DT 12 Euro 4	1809	301
Modelo: T 420 com motor DC 12 Euro 3	1809	301
Modelo: T 420 com motor DT 12 Euro 4	1809	301
Modelo: T 470 com motor DT 12 Euro 3	1809	301
Modelos: P 230, P 270, P 310 com motor DC 09 Euro 3	1809	301
Modelos: P 230, P 270, P 310 com motor DC 09 Euro 4	1809	301
Modelos: P 340, P 380 com motor DC 11 Euro 3	1809	301
Modelos: P 340, P 380 com motor DC 12 Euro 4	1809	301
Modelos: R 230, R 270, R 310 com motor DC 09 Euro 3	1809	301
Modelos: R 230, R 270, R 310 com motor DC 09 Euro 4	1809	301
Modelos: R 340, R 380 com motor DC 11 Euro 3	1809	301
Modelos: R 340, R 380 com motor DC 12 Euro 4	1809	301

Scania	Nº ZEN	Pg.
Modelos: T 340, T 380 com motor DC 11 Euro 3	1809	301
Motor D11 marítimo ED	0036	313
Motor D11 R81 marítimo ED	0036	313
Motor DN11 industrial e marítimo	0133	251
Motor DN11 industrial, gerador e marítimo	0122	319
Motor DS11 industrial e marítimo	0133	251
Motor DS11 industrial, gerador e marítimo	0122	319
Motor DS14 industrial e marítimo	0133	251
Motor DS14 industrial, gerador e marítimo	0122	319
Motor DSI11 R82A	0036	313
Motor p/ gerador e industrial DN11	0122	319
Ônibus B115	0036	313
Ônibus B115	0121	319
Ônibus BR110	0036	313
Ônibus BR110	0121	319
Ônibus BR115	0087	313
Ônibus BR115	0122	319
Ônibus BR115	0133	251
Ônibus BR115S	0036	313
Ônibus BR115S	0087	313
Ônibus BR115S	0121	319
Ônibus BR115S	0122	319
Ônibus BR115S	0133	251
Ônibus BR116	0087	313
Ônibus BR116	0122	319
Ônibus BR116	0133	251
Ônibus BR116S	0087	313
Ônibus BR116S	0122	319
Ônibus BR116S	0133	251
Ônibus F94	0367	257
Ônibus L94	0367	257
P - R 114/340	0920	276
P - R 124/360	0920	276
P - R 124/400	0920	276
P - R 124/420	0920	276
P 230 DC 9.16 Euro 4	1658	294
P 270 DC 9.17 Euro 4	1658	294
P 310 DC 9.18 Euro 4	1658	294
P 340 DC 12.10 Euro 4	1658	294
P 380 DC 12.13 Euro 4	1658	294
P 380 DC 12.18 Euro 5	1658	294
P 420 DC 12.15 Euro 5	1658	294
P 420 DT 12.12 Euro 4	1658	294
P 470 DT 12.06 Euro 3	1658	294
P 480 DT 12.17 Euro 4	1658	294
P, R 124/400	0367	257
P,R 124/360	0367	257
P,R 124/420	0367	257
Plataforma p/ ônibus S112 DN11, DS11	0122	319
R - T 144/360	0920	276
R - T 144/530	0920	276
R 164/480	0367	257
R 164/580	0367	257
R 164/580	0920	276
R 420 DC 12.14 Euro 3	1658	294
R 420 DC 12.15 Euro 5	1658	294
R 420 DT 12.11 Euro 4	1658	294

Scania	Nº ZEN	Pg.
R 470 DT 12.03 Euro 4	1658	294
R 470 DT 12.06 Euro 3	1658	294
Série 11.79M, 14.68M, 14.69M, 14.72A, 14.73M	0920	276
Serie 114	0920	276
Série 14.74M, 14.75M, 14.77A 14.78M	0920	276
Série 144 - R144/460 DSC 14.15	0920	276
Série 164 - R164/480 DC 16.02	0920	276
Série 4	12839	316
Série DSC - 11.56A, 11.57A, 11.58A, 14.57A, 14.61A, 14.62A, 14.63A	0920	276
Série DSI - 11.71A, 11.72A, 11.74M, 11.75M, 11.76M, 11.77M, 11.78M	0920	276
Serie K124/ P124	0920	276
Série R 144/530 DSC 14.13	0920	276
Série R 164/580 DC 16.01	0920	276
Série T 144/460 DSC 14.15	0920	276
Série T144/530 DSC 14.13	0920	276
T 340 DC 11.08 Euro 3	1658	294
T 380 DC 11.09 Euro 3	1658	294
T 420 DC 12.14 Euro 3	1658	294
T 420 DT 12.11 Euro 4	1658	294
T 470 DT 12.06 Euro 3	1658	294
Tratores	0378	257
Schaeffer	Nº ZEN	Pg.
Carregadeira 5680Z	1898	305
Carregadeira 6680Z	1898	305
Carregadeira 8600Z	1898	305
F3L912	1979	309
Schanzlin	Nº ZEN	Pg.
Gigant 300, 300K	2021	312
Schwing	Nº ZEN	Pg.
Máquinas de concreto	1979	309
Sea Doo	Nº ZEN	Pg.
110	0773	270
580	0773	270
650	0773	270
720	0773	270
GSX Bombardier	0773	270
GSX, GTI, GTS, GTX, HX, SP, SP1, SPX, XP	1218	286
GTI Bombardier	0773	270
GTS Bombardier	0773	270
GTX Bombardier	0773	270
HX Bombardier	0773	270
Sea Doo - série 800 (modelos novos)	1218	286
SP Bombardier	0773	270
SP1	0773	270
Toda Linha 110 HP	1218	286
Todos os modelos exceto 951	0773	270
XP	0773	270
Seat	Nº ZEN	Pg.
1200 Sport 1430 cc	0120	251
1200 Sport	0325	256
124	0120	251
124 1.8	0213	253

Seat	Nº ZEN	Pg.
124 1.8	0389	257
124 D 1430	0325	256
124 D especial 1.2 e 1.4	0325	256
124D	0120	251
124D Special	0120	251
127	0120	251
127 0.9	0325	256
127 0.9	0451	259
127 Fura	0120	251
128.3P	0120	251
131 1.6	0111	251
131	0120	251
131 1.6	0213	253
131	0325	256
131 2.5 Diesel	0601	264
131 L 1430	0325	256
131 L 1.6	0389	257
131E	0213	253
131L	0120	251
132 1.6 e 1.8	0111	251
132	0213	253
138	0120	251
1430 1.6, 1.8	0213	253
1500	0713	268
Alhambra 1.9 TDI	0937	277
Alhambra 2.0	1069	281
Alhambra 1.8T - 2.0	1108	283
Alhambra 1.9 TDI	1655	293
Alhambra 1.8T / 2.0L	1920	306
Alhambra 1.9 TDI - Tdi 4x4	1926	306
Alhambra 2.0 TSI	1978	309
Alhambra 1.4 e 2.0	1985	310
Alhambra 1.8 turbo, 2.0	12690	320
Altea 1.6	1632	293
Altea 2.0 FSI	1632	293
Altea (5P1) Eng BJB BKC BLS BXE 1.9 TDI 77kw BJB BKC BLS BXE	1814	301
Altea (5P1) Eng BXF 1.9 TDI 66kw BXF	1814	301
Altea (5P5 - 5P8) Eng BKC BLS BXE 1.9 TDI 77kw BKC BLS BXE	1814	301
Altea (5P5 - 5P8) Eng BXF 1.9 TDI 66kw BXF	1814	301
Altea (5P5 - 5P8) Eng. 1.9 TDI 4x4 77kw	1814	301
Altea 1896ccm BJB 1.9 TDI	1814	301
Altea 1896ccm BKC 1.9 TDI	1814	301
Altea XL 1896ccm BLS 1.9 TDI	1814	301
Altea XL 1896ccm BXE 1.9 TDI	1814	301
Altea XL 1968ccm BKD 2.0TDI	1814	301
Altea XL 1968ccm BMM 2.0TDI	1814	301
Altea XL 1968ccm BMM 2.0TDI	1814	301
Altea 1.9 TDI , 2.0 TDI	1823	301
Altea XL 1.2 TSI - 1.4 TSI Start/Stop	1826	302
Altea XL 1.6 TDI - 2.0 TDI Start/Stop	1826	302
Altea XL 1.9 TDI - 2.0 TDI - 4x4	1856	303
Altea 1.4 16V	1890	305
Altea XL 2.0 FSI - 1.9TDI - 2.0 TDI	1910	305
Altea Altea XL 2.0 TFSI	1978	309
Altea 1.6TDI	2005	311

Seat	Nº ZEN	Pg.
Altea 1.6 TDI	2006	311
Altea 2.0 TDI	2006	311
Arosa	1223	286
Arosa 1.0, 1.4L	1484	288
Arosa 1.4 TDI	1926	306
Ateca 1.5	1803	300
Ateca 1.4	1985	310
Cordoba 1.9 Diesel	0579	263
Cordoba 1.9 Diesel Turbo	0579	263
Cordoba 1.0	0745	269
Cordoba 1.4	0745	269
Cordoba 1.4 16V	0745	269
Cordoba 1.6	0745	269
Cordoba 1.6	0799	271
Cordoba 1.8	0799	271
Cordoba 1.8 16V	0799	271
Cordoba 2.0	0799	271
Cordoba	0932	276
Cordoba 1.6	1069	281
Cordoba 1.0, 1.4L	1484	288
Cordoba 1.2	1632	293
Cordoba 1.4 16V	1632	293
Cordoba 1.6	1632	293
Cordoba 1.2 - 1.2 12V - 1.4 16V - 1.6 - 1.6 16V	1890	305
Cordoba 2.0 - 1.4 TDI - 1.9 TDI	1910	305
Cordoba 1.6 e 2.0 i	1926	306
Cordoba 1.9 D - SDI - TDI	1926	306
Cordoba 1.9 TDI	2006	311
Córdoba 1.6, 1.8, 2.0	1108	283
Córdoba 1.8, 1.8 16v, 2.0	12690	320
Cordoba SXE	0579	263
Cupra 4	1655	293
Especial/Special	0639	265
Especial/Special	0797	271
Especial/Special	0972	278
Especial/Special	1056	281
Fura	0408	258
Ibiza Diesel	0395	258
Ibiza 16V	0745	269
Ibiza	0786	271
Ibiza 1.9 D/TD	0937	277
Ibiza 1.6	1108	283
Ibiza 1.2	1632	293
Ibiza 1.4 16V	1632	293
Ibiza 1.6	1632	293
Ibiza V 1.2 TDI - 1.6 TDI Start/Stop	1826	302
Ibiza V 1.2 TSI - 1.4 TSI Start/Stop	1826	302
Ibiza IV 2.0 - 1.4 TDI - 1.9 TDI	1910	305
Ibiza V 1.4 TDI - 1.9 TDI	1910	305
Ibiza II - III - IV 1.4 TDI - 1.9 D - SDI - TD - TDI	1926	306
Ibiza II - III 1.6 - 2.0 i	1926	306
Ibiza 1.2TDI	2005	311
Ibiza 1.6TDI	2005	311
Ibiza 1.8	12690	320
Ibiza Cupra / Sport 1.8 20V turbo	1069	281
Ibiza I V - V 1.2 - 12V - 1.4 - 16V - 1.6 - 16V	1890	305
Ibiza II 1.0, 1.4L	1484	288

Seat	Nº ZEN	Pg.
Ibiza IV 1.9 TDI	2006	311
Ibiza V 2.0 TDI	2006	311
Inca 1.7 D - 1.9 D - SDI	1926	306
Inca 1.6 EFI	12685	320
Lean 1.8	1655	293
Lean 2.8 V6	1655	293
Leon 1.4, 1.6, 1.8, 1.8T	1108	283
Leon 1.5	1803	300
Leon 1.4 TSI Start/Stop	1826	302
Leon 1.6 TDI - 2.0 TDI Start/Stop	1826	302
Leon 1.9 TDI - 2.0 TDI - 16V	1856	303
Leon 1.4 16V	1890	305
Leon 2.0 FSI - 1.9 TDI	1910	305
Leon 1.8T / 2.0L	1920	306
Leon 1.4 16V - 1.6 - 1.9 SDI - TDI	1926	306
Leon (5F1) 2.0	1978	309
Leon 1.4, 1.8 e 2.0	1985	310
Leon 1.6TDI	2005	311
Leon 2.0 TDI	2006	311
Malaga	0786	271
Mii 1.0	1803	300
Octavia 1.4 - 16V - 1.6 - FSI	1890	305
Panda	0408	258
Ritmo	0120	251
Ritmo Diesel	0395	258
Ritmo 65,75	0325	256
Ronda Diesel	0395	258
Ronda	0786	271
Roomster 1.2 - TSI - 1.4 - 1.6 - 1.4 - 1.9 TDI	1890	305
Skoda Fabia 1.2 - TSI - 1.4 - 16V - 1.6 - 1.9 TDI	1890	305
Stella	1632	293
Supermirafiori 1430	0325	256
Tarraco 1.5	1803	300
Tarraco 1.4 e 1.5	1985	310
Terra	0325	256
Toledo 1.4, 1.6, 1.8	1108	283
Toledo IV 1.2 TSI Start/Stop	1826	302
Toledo IV 1.6 TDI Start/Stop	1826	302
Toledo III 2.0 FSI - 1.9TDI - 2.0 TDI	1910	305
Toledo 1.8T / 2.0L	1920	306
Toledo I - II 1.9 D - SDI - TD - TDI - 2.0 i	1926	306
Toledo II 1.4 16V - 1.6 - 2.3 V5	1926	306
Toledo 1.6TDI	2005	311
Toledo III 1.9 TDI - 2.0 TDI - 16V	1856	303
Toledo III 2.0 TDI	2006	311
Vario 1.6	1069	281
Vento Tdi 1.9	0937	277
Selwood Pumps	Nº ZEN	Pg.
4L41C 3.4	2007	311
HSP20 1.7	2007	311
HSP35 2.6	2007	311
Sennebogen	Nº ZEN	Pg.
Guindastes	1979	309
Shelhorst	Nº ZEN	Pg.
Shelhorst	12692	320

Sisu Diesel	Nº ZEN	Pg.
4.9 CWA 4 Cil 175HP 4.9	1698	295
444CTA 4 Cil	1698	295
84 CTA-4V SCR 8.4	1698	295
Skoda	Nº ZEN	Pg.
Citigo 1.0	1803	300
Especial/Special	0831	273
Fabia	1223	286
Fabia 1.2	1632	293
Fabia 1.4 16V	1632	293
Fabia 1.2 TDI e 1.6 TDI Start/Stop	1824	302
Fabia 1.2 12V - TSI Start/Stop	1826	302
Fabia 1.2 TDI - 1.6 TDI Start/Stop	1826	302
Fabia 2.0 - 1.4 TDI - 1.9 TDI	1910	305
Fabia 1.4 TDI - 1.9 SDI - TDI - RS	1926	306
Fabia 1.2TDI	2005	311
Fabia 1.6TDI	2005	311
Fabia 1.9 TDI	2006	311
Felicia	0892	275
Octacia 2.0	1985	310
Octavia 1.9 TDI	0937	277
Octavia 1.6, 1.8, 1.8T, 2.0	1108	283
Octavia 1.5	1803	300
Octavia 2.0	1803	300
Octavia 1.2 TSI Start/Stop	1826	302
Octavia 1.6 TDI - 4x4 - 2.0 TDI - 4x4 Start/Stop	1826	302
Octavia 2.0 TDI 16V - RS	1856	303
Octavia 2.0 FSI - 1.9TDI - 4x4 - 2.0 TDI - 16V	1910	305
Octavia 1.4 16V - 1.6 - 1.9 D - SDI - TD - TDI - 4x4	1926	306
Octavia 2.0 TSI	1978	309
Octavia 1.6TDI	2005	311
Octavia 1.6 TDI	2006	311
Octavia 2.0 TDI	2006	311
Rapid 1.2 TSI Start/Stop	1826	302
Rapid 1.6 TDI Start/Stop	1826	302
Rapid 1.6TDI	2005	311
Roomster 1.2 TDI e 1.6 TDI Start/Stop	1824	302
Roomster 1.2 TDI - 1.6 TDI Start/Stop	1826	302
Roomster 1.2 TSI Start/Stop	1826	302
Roomster 1.4 TDI - 1.9 TDI	1910	305
Roomster 1.2TDI	2005	311
Roomster 1.6TDI	2005	311
Scala 1.0	1803	300
Scala 1.5	1803	300
Super B 2.5 TDI	1631	293
Superb 1.6 TDI Start/Stop	1824	302
Superb 1.6 TDI Start/Stop	1826	302
Superb 2.0 TDI - 16V - 4x4	1856	303
Superb 1.9 TDI	1910	305
Superb 2.0 TSI	1978	309
Superb 2.0	1985	310
Superb 1.6TDI	2005	311
Superb 2.0 TDI	2006	311
Yeti 1.4 TSI Start/Stop	1826	302
Yeti 1.6 TDI Start/Stop	1826	302
Skyjack	Nº ZEN	Pg.
Plataforma aérea 2.2, SJ40 T	2009	311



Skyjack	Nº ZEN	Pg.
Plataforma aérea 2.2, SJ46 AJ	2009	311
Plataforma aérea 2.2, SJ63 AJ	2009	311
Plataforma aérea 2.2, SJ85 AJ	2009	311
SLC	Nº ZEN	Pg.
7700 Turbo	1073	282
D 229-3, D 229-4, D 229-6, TBD 229-EC-6, TD 229-6	1076	282
Split Fire	Nº ZEN	Pg.
420 Motor Honda, 20HP, Gas	1988	310
424 Motor Honda 24HP Gas	1988	310
Ssangyong	Nº ZEN	Pg.
Actyon 2.0 16V	1614	292
Actyon Sports I (QJ)	1886	304
Actyon I	1886	304
Actyon 200 XDI	1705	296
Especial/Special	1037	280
Korando (K4)	1886	304
Korando (KJ)	1886	304
Korando Cabrio (KJ)	1886	304
Korando 2.0 16V Diesel	1959	308
Kyron 2.0 16V TDI	1614	292
Kyron	1886	304
Kyron XDI 2.0	1705	296
Musso 2.3, 2.5	0572	263
Musso Sports	1886	304
Musso (FJ)	1886	304
New Actyon Sport 2.0 16V	1614	292
New Korando 2.0 16V Diesel	1959	308
Rexton II 2.7 16V TDI	1614	292
Rexton RX 270 2.7 16V XDI	1614	292
Rexton W 2.7 16V XDI	1614	292
Rexton (GAB)	1886	304
Rexton 270 XDI	1705	296
Stavic	1886	304
Star Truck	Nº ZEN	Pg.
12155 4.6, Motor D0824LFL09	2027	312
12157 4.6, Motor D0824LFL09	2027	312
8125 4.6, Motor D0824LFL10	2027	312
Steyr Daimler Puch AG	Nº ZEN	Pg.
Kompakt 3.2	1700	296
Kompakt 3.4	1700	296
Multi 3.4	1700	296
Steyr Puch	Nº ZEN	Pg.
1000	0308	255
1200	0308	255
586	0308	255
590	0308	255
650A	0316	255
690	0308	255
760A	0316	255
Tratores 288 - 290 - 406 - 50 - 650 ç 658 - 760 - 768 - 988	1951	308

Still	Nº ZEN	Pg.
Especial/Special	1071	282
Styer Puch	Nº ZEN	Pg.
Especial/Special	1071	282
Subaru	Nº ZEN	Pg.
1800 4X4	1213	286
Brat H4 1.8L 1781cc	1723	297
Coupe XT	0600	264
DL H4 1.6L 1595cc	1723	297
DL H4 1.8L 1781cc	1723	297
Especial/Special	0711	268
Especial/Special	1191	285
Especial/Special 1.8 GTI Turbo 4X4	1213	286
Forester 2.0	1018	279
Forester (SG) Eng.EJ20 2.0 AWD 92kw EJ20	1945	307
Forester (SG) Eng.EJ20 2.0 S Turbo AWD 130kw EJ20	1945	307
Forester H4 2.5L 2458cc	1945	307
GL H4 1.8L 1781cc	1723	297
GL H4 1.8L 1781cc wo/Turbo	1723	297
GL-10 H4 1.8L 1781cc wo/Turbo	1723	297
GLF H4 1.8L 1781cc VIN 4	1723	297
Impreza 1.6, 1.8, 2.0 2WD e 4WD	1018	279
Impreza 1.8	1213	286
Impreza Estate (GG) Eng.EJ20 2.0 AWD 92kw EJ20	1945	307
Impreza H4 2.5L 2458cc EJ251	1945	307
Impreza H4 2.5L 2458cc EJ253	1945	307
Impreza H4 2.5L 2458cc EJ255	1945	307
Justy	0517	261
Justy 1.0	1018	279
Justy 1.2	0519	261
Legacy 2.0, 2.2 e 2.5	1018	279
Legacy 1.8 2WD	1213	286
Legacy 2.2	1213	286
Legacy IV (BL, BP) Eng.EJ20 2.0 AWD 101kw EJ20	1945	307
Legacy IV Estate (BL, BP, B13_) Eng.EJ25 2.5 AWD 121kw EJ25	1945	307
Outback (BL, BP) Eng.EJ25D 2.5 AWD 121kw EJ25D	1945	307
Outback (BL, BP) Eng.EZ30 3.0 AWD 180kw EZ30	1945	307
Outback (BM, BR) Eng.EZ36D 3.6 R AWD 191kw EZ36D	1945	307
RX H4 1.8L 1781cc	1723	297
Standard H4 1.8L 1781cc VIN 5	1723	297
Subaru A11	0341	256
Suzuki	Nº ZEN	Pg.
Baleno	0576	263
Corry	0951	277
Jimmy	0808	272
Maruti	0951	277
Samurai Gasolina	0352	257
Samurai	0450	259
Sidekick	0450	259
Sidekick	0595	264
SJ 410	0450	259
SJ 413	0450	259
Swift 1.3	0576	263
Swift 1.3	0808	272
SX4 2.0	1899	305

Suzuki	Nº ZEN	Pg.
SX4 SCross 1.6	1899	305
Vitara 1.6 16V	0450	259
Vitara	0595	264
Vitara	0617	264
Vitara 1.6	0871	274
Vitara	1030	280
Wagon R	1509	289
XL7 V6 3.6L 3564cc	0806	272

Talbot	Nº ZEN	Pg.
Especial/Special	0451	259
Especial/Special	1056	281
Tagora D	0530	262

Tata	Nº ZEN	Pg.
207 Diesel 3L	1507	289
407 Diesel 3L	1507	289
Ace	1715	296
Cummins 6BT 12	1707	296
HD 10 (TCL 4BT/6BT)	1682	295
Indica	1681	295
Indica	1717	297
Indica Diesel	1504	289
Indigo	1715	296
LP 1210US	1516	289
Manza	1752	298
Pick Up	1518	289
Safari Diesel	1717	297
Safari Petrol	1717	297
Tata Cummins	1516	289
Tatamobile Sumo	1518	289
Vista	1752	298

TCM	Nº ZEN	Pg.
Empilhadeira FD23Z	1960	308
Empilhadeira FD25Z	1960	308

TCM Equipment Ag	Nº ZEN	Pg.
37 MT Séries DD Starters	1013	279
Caterpillar Facet 1006L	0555	262
Caterpillar Facet	0556	262
Forklift SD25Z1	0376	257
Lift Trucks FHG20N H25	1592	291
Lift Trucks FHG20N Z24	1592	291
Lift Trucks FHG25N H25	1592	291
Lift Trucks FHG25N Z24	1592	291
Lift Trucks FHG30N H25	1592	291
Lift Trucks FHG30N Z24	1592	291
Lifts Trucks Fhg 20N Z24 Engine	9495	314
Motores 28MT 12/24V	1112	283
Série 28MT 12/12V	0722	268
Série 28MT 12/24V C/ Motor OM904, OM906, OM924, OM926	0985	278
Série 37MT 12/24V	0625	265
Série 37MT 12/24V	0755	269
Série 37MT 12/24V (MB, VW, Ford).	0624	265
Série 37MT 12/24V (MB, VW, Ford).	0858	274
Série 40MT	0879	274

TCM Equipment Ag	Nº ZEN	Pg.
Série 42 MT 12/24V	0930	276
Série 42 MT 12/24V	1210	286
Série 42MT 24V Allis Chalmer	0188	253
Série 42MT 12/24V	0879	274
Série 42MT 12/24V	0914	276
Série 42MT 24V com motor Detroit	0182	252
Série 50 MT 12/24V	1210	286
Série 50MT 12/24V	0879	274
Série 50MT 12/24V	0914	276
Série 50MT 12/24V	0930	276

TCM Equipment Lift Truck	Nº ZEN	Pg.
FD100Z 6BD1 Motor 0000	0894	275
FD35Z 6BB1 Motor 0000	0894	275
FD35Z5 Isuzu D500 0000	0894	275
FD38Z 6BB1 Motor 0000	0894	275
FD38Z Isuzu D500 0000	0894	275
FD40Z 6BB1 Motor 0000	0894	275
FD40Z2 Isuzu D500 0000	0894	275
FD45Z 6BB1 Motor 0000	0894	275
FD50Z 6BB1 Motor 0000	0894	275
FD50Z6 Isuzu D500 0000	0894	275
FD60Z 6BB1 Motor 0000	0894	275
FD60Z5 Isuzu D500 0000	0894	275
FD70Z 6BB1 Motor 0000	0894	275
FD70Z2 Isuzu D500 0000	0894	275
FD80Z7 6BD1 Motor 0000	0894	275
FG35N3 0000	0429	259
Various Models 4XC1 Engine	0498	261

Teledyne	Nº ZEN	Pg.
Especial/Special	0645	266
F163 0000	0567	263
F227 0000	0567	263
F245 0000	0567	263
F4	0567	263
F6	0567	263
TC56	0567	263
Y112	0567	263

Terex	Nº ZEN	Pg.
81SH	0110	251
82SH	0110	251
83SH	0110	251
84SH	0110	251
Empilhadeira GEP 23	13131	317
Escavadeira TL80EX TC85	1898	305
S11E	0110	251
TS14	0110	251
TS14B	0110	251
TTS14	0110	251

Thermo King	Nº ZEN	Pg.
CG-II M12 Isuzu 2.0L (TK C201) Diesel	0792	271
CG-II M20 Isuzu 2.0L (TK C201) Diesel	0792	271
CG-II M22 Isuzu 2.0L (TK C201) Diesel	0792	271
CG-II M30 Isuzu 2.0L (TK C201) Diesel	0792	271
NWD	0792	271

Thermo King	Nº ZEN	Pg.
SB-II Isuzu 2.0L (TK C201) Diesel	0792	271
SB-II 30 di / TC	0792	271
SB-II 30 MAX	0792	271
SB-III	0792	271
SB-III Isuzu 2.0L (TK C201) Diesel	0792	271
SB-III MAX	0792	271
SB-III SR	0792	271
Sentry Isuzu 2.0L (TK C201) Diesel	0792	271
Sentry SD1200 Isuzu C201	0792	271
Sentry 30 di / TC	0792	271
SNWD	0792	271
Super II Isuzu 2.0L (TK C201) Diesel	0792	271
Super II 30 / MAX Isuzu 2.0L (TK C201) Diesel	0792	271
Super NWD	0792	271
Tiete	Nº ZEN	Pg.
Motor Estacionário RD900	0323	256
Motor Estacionário RD900L	0323	256
Motor Estacionário RD950	0323	256
Motor Estacionário RD950L	0323	256
Tigershark	Nº ZEN	Pg.
Jet Ski Mod. 770 Twin, 900, 1000 e 1100	1036	280
Timberjack	Nº ZEN	Pg.
608, 608 Harvester - Ciber Vibrador	0722	268
Toyota	Nº ZEN	Pg.
1300	0871	274
2B, 3B	9301	314
2S	0947	277
2S	1722	297
2S - 2Y - 3Y - 4Y	9186	314
2Y	0947	277
2Y 2.2	0947	277
2Y	1722	297
2Y 2.2	1722	297
3Y	0947	277
3Y	1722	297
4A - 5A - 4E - 5E	0809	272
4K - 5K	0841	273
Auris 1.2 Turbo	1720	297
Auris 1.4	1720	297
Auris 1.6	1720	297
Auris 2.0 D-4D	1884	304
Auris 2.2 D	1884	304
Auris E15 1.8	1720	297
Auris i E15 1.8	1720	297
Auris Touring Sports 1.6 Turbo	1720	297
Avensis 2.0 TD	1107	282
Avensis 2.0	1211	286
Avensis 1.6 - 1.8 VV T - I	1547	289
Avensis 1.6 e 2.0	1720	297
Avensis	1857	303
Avensis 2.0 D-4D	1884	304
Avensis 2.2 D-4D	1884	304
Avensis 2.0	12609	316
Ayco 1.4 D	1812	301

Toyota	Nº ZEN	Pg.
Aygo 1.0	1545	289
Aygo 1.0	1720	297
Aygo 1000, 1KRFE	1925	306
Bandeirante	0025	248
Bandeirante MBB-OM314	0034	248
Bandeirante MBB-OM 314	0105	251
Bandeirante	1221	286
Bandeirante (MBB-OM 314)	1364	287
Bandeirantes OM 364	1638	293
Camry	0947	277
Camry 2.0 D TURBO	1097	282
Camry	1170	284
Camry 1.8 / 2.0 / 2.2i / 3.0 V6	1211	286
Camry 4 cil 2.0L 1998cc	1555	290
Camry 4 cil 2.0L 1998cc 122cid	1555	290
Camry 6 cil 2.5L 2508cc	1555	290
Camry	1722	297
Camry 1.8 - 2.0	9186	314
Camry 4 cil 2.0L 1998cc	9502	314
Camry 4 cil 2.0L 1998cc 122cid	9502	314
Camry 6 cil 2.5L 2508cc	9502	314
Camry 4 cil 2.0L 1998cc	9506	315
Camry 4 cil 2.0L 1998cc 122cid	9506	315
Camry 6 cil 2.5L 2508cc	9506	315
Camry 1.8 / 2.0 / 2.2 / 2.5 V6 / 3.0 V6	12609	316
Carina 1.4, 1.6, 2.0	0140	252
Carina 1.4, 1.6	0184	252
Carina 1.6, 2.0	0327	256
Carina 1.9L 1858cc 113cid	0353	257
Carina	0947	277
Carina	1170	284
Carina	1722	297
Carina E T19 2.0 D CT190	9678	315
Carina E Saloon T19 2.0 D CT190	9678	315
Carina II 1.6	0809	272
Carina II 2.0i	1211	286
Carina II 1.8 - 2.0	9186	314
Carina II 2.0i	12609	316
Celica 1.4, 1.6, 2.0, 2.2, 2.3	0140	252
Celica 1.4, 1.6	0184	252
Celica 1.6, 2.0	0327	256
Celica 1.6 GT 16V	0809	272
Celica	0947	277
Celica 2.0 GT / 2.0 GTi / 2.0 Turbo	1211	286
Celica 4 cil 2.0L 1998cc	1555	290
Celica 4 cil 2.0L 1998cc 122cid	1555	290
Celica 4 cil 2.2L 2164cc	1555	290
Celica	1720	297
Celica	1722	297
Celica 4 cil 2.0L 1998cc	9502	314
Celica 4 cil 2.0L 1998cc 122cid	9502	314
Celica 4 cil 2.2L 2164cc	9502	314
Celica 4 cil 2.0L 1998cc	9506	315
Celica 4 cil 2.0L 1998cc 122cid	9506	315
Celica 4 cil 2.2L 2164cc	9506	315
Celica GT 2.0	12609	316
Celica GTi 16 V	12609	316

Toyota	Nº ZEN	Pg.
Celica L4 1.9L 1858cc 113cid	0353	257
Celica L4 1.9L 1898cc	0353	257
Celica L4 2.0L 1968cc	0353	257
Celica L4 2.0L 1968cc 120cid	0353	257
Celica L4 2.2L 2189cc	0353	257
Celica Turbo 2.0	12609	316
Coaster	1830	302
Colt	0361	257
Conquest	0918	276
Copain 1.0	0184	252
Corolla	0140	252
Corolla 1.2, 1.3, 1.4, 1.6	0184	252
Corolla	0327	256
Corolla 1.9L 1858cc	0353	257
Corolla	0475	260
Corolla	0498	261
Corolla 1.3	0809	272
Corolla 1.6	0809	272
Corolla 1.6 Gti 16V	0809	272
Corolla	0818	272
Corolla 1.3	0841	273
Corolla 1.3 e 1.6 8T	0874	274
Corolla	0918	276
Corolla	0947	277
Corolla	0998	279
Corolla 1.8 D, 2.0 D	1097	282
Corolla 2.0 Diesel	1155	283
Corolla Diesel	1170	284
Corolla 1.4 - 1.6 VV T - I	1547	289
Corolla 1.8i 16v	1547	289
Corolla 1.4	1720	297
Corolla 1.6	1720	297
Corolla 1.8	1720	297
Corolla	1722	297
Corolla	1813	301
Corolla 1.8 16V	1875	304
Corolla 2.0	1875	304
Corolla 2.0 D-4D	1884	304
Corolla 2.2 D-4D	1884	304
Corolla 1.8 - 2.0	9186	314
Corolla E10 2.0 D CE100	9678	315
Corolla E11 2.0 D CE110	9678	315
Corolla Compact E10 2.0 D CE100	9678	315
Corolla Compact E11 2.0 D CE110	9678	315
Corolla Liftback E10 2.0 D CE100	9678	315
Corolla Liftback E11 2.0 D CE110	9678	315
Corolla Verso 1.6 16V	1720	297
Corolla Verso 2.2 D-4D	1884	304
Corolla Wagon E10 2.0 D CE100	9678	315
Corolla Wagon E11 2.0 D CE110	9678	315
Corona 1.4, 1.6, 1.8, 1.9, 2.0, 2.2, 2.3, 2.6	0140	252
Corona 1.4, 1.6	0184	252
Corona 1.6, 1.8, 2.0, 2.3	0327	256
Corona	1170	284
Corona L4	0353	257
Corona L4 1.9L 1897cc 116cid	0353	257
Corona L4 1.9L 1898cc	0353	257

Toyota	Nº ZEN	Pg.
Corona L4 2.0L 1968cc	0353	257
Corona L4 2.0L 1968cc 120cid	0353	257
Corona L4 2.2L 2189cc	0353	257
Coupe 1.6 GT16V	0809	272
Cressi DA	0361	257
Crown	0140	252
Crown	0327	256
Crown	0353	257
Crown	1813	301
Delta Hi Ace	0327	256
Dyna	0140	252
Dyna	0947	277
Dyna	1722	297
Dyna 100 2L e 2.5 TD	1962	308
Echo P1 1.4 D-4D	9678	315
Especial/Special	0376	257
Etios	0809	272
Etios Diesel	1816	301
Europe Car Celica 2000	0353	257
Europe Car Corona 1500	0353	257
Europe Car Corona 1600	0353	257
Europe Car Corona 1700	0353	257
Europe Car Corona 1800	0353	257
Europe Car Corona 1900	0353	257
Europe Car Corona 2000	0353	257
Fielder	0998	279
Fielder 1.8 16V	1547	289
FJ 60	0140	252
FJ 60	0353	257
Fortuner	1813	301
Fortuner	1841	302
Galant	0361	257
HDB50	1830	302
HDB51	1830	302
Hi Ace	0140	252
Hiace	0841	273
Hiace	1813	301
Hiace 2000	0353	257
HiAce 2500 2500 2.5	1962	308
Hiace I Box H10 2.2 D LH20-30	9678	315
Hiace II Box H20 2.4 D	9678	315
Hiace III Box H50 2.4 D 4WD	9678	315
Hiace III Wagon H50 2.4 D, 2.4 D 4WD	9678	315
Hiace IV Box 2.4 D LXH12, LXH22, 2.4 TD 4WD LXH18, LXH28	9678	315
Hiace IV Wagon 2.4 D, 2.4 TD LXH12, LXH22, 2.4 TD 4WD H18/28	9678	315
Hilux	0140	252
Hilux	0327	256
Hilux 2.8 Diesel	0921	276
Hilux	0947	277
Hilux 2.8	0954	277
Hilux 2.7	0998	279
Hilux 2.8 D	1215	286
Hilux	1555	290
Hilux 2.5 / 2.8	1562	290
Hilux	1722	297

Toyota	Nº ZEN	Pg.
Hilux	1813	301
Hilux	1841	302
Hilux	1914	306
Hilux 2.8 4x4	1919	306
Hilux SW4 2.8 4x4	1919	306
Hilux 2500 2.5	1962	308
Hilux 2.8	2004	311
Hilux 3.0	2004	311
Hilux 2.8	9678	315
Hilux 2000	0353	257
Hilux II Pickup N 2.4 D, 2.4 D 4WD, 2.4 TD 4WD	9678	315
Hilux SW 4 3.0	1097	282
HZB40	1830	302
Ipsium	1555	290
JR 7	0947	277
JR 7	1722	297
Kijang Innova	1813	301
L -2L	0921	276
Land Cruiser 4.7	0818	272
Land Cruiser 2.8 Diesel	0921	276
Land Cruiser	1215	286
Land Cruiser 3.0	1962	308
Land Cruiser 3.TD	1962	308
Land Cruiser 4.20 D (HZJ80)	1830	302
Land Cruiser 4.20 TD (HDJ80)	1830	302
Land Cruiser Bundera J7 2.4 D LJ70, 2.4 TD LJ70, LJ73, 2.4 TD LJ70	9678	315
Land Cruiser Hardtop J7 2.4 TD LJ77	9678	315
Land Cruiser L6 4.5L 4477cc	0816	272
Land Cruiser Prado	1813	301
Landcruiser 3.0 TD - D-4D	1097	282
Lite Ace	0184	252
Lite- Ace 2.0 D	1097	282
Lite-Ace 1.5	0809	272
Liteace 1.5	0841	273
Mark2	0140	252
Mark2	0327	256
MR 2	0947	277
MR 2	1722	297
MR-2 1.6 GT	0809	272
MR-2 2.0	1211	286
MR2	9186	314
Paseo	0809	272
Pick Up	0184	252
Pick Up L4 2.0L 1968cc	0353	257
Picnic 2.0	1211	286
Picnic 2.0	12609	316
R-2 GT-Turbo 2.0	12609	316
RAV 4 III 2.2 D-4D	1884	304
RAV-4 2.0	1211	286
RAV-4 2.0	12609	316
Sprinter 1.6	0140	252
Sprinter	0184	252
Sprinter 1.6	0327	256
Sprinter 1.3L 1290cc	0353	257
Starlet 1.0, 1.2	0184	252
Starlet	0498	261

Toyota	Nº ZEN	Pg.
Starlet 1.0 / 1.2 / 1.3	0809	272
Starlet L4 1.5L 1452cc	0353	257
Tacoma	0818	272
Tagora TD	0406	258
Tercel	0809	272
Tercel	0947	277
Tercel	1722	297
Tercel 1300	0353	257
Tercel 1500	0353	257
Tercel L4 1.5L 1452cc 3AC	0353	257
Tercel L4 1.5L 1456cc 3E	0353	257
Tercel L4 1.9L 1858cc 113cid	0353	257
Toyoace	0549	262
Truck Pick Up L4	0353	257
Truck Pick Up L4 1.9L 1858cc	0353	257
Truck Pick Up L4 1.9L 1897cc 116cid	0353	257
Truck Pick Up L4 1.9L 1898cc	0353	257
Truck Pick Up L4 2.0L 1968cc 120cid	0353	257
Truck Pick Up L4 2.2L 2189cc	0353	257
Twin Cam 1.6 GT16V	0809	272
Verso 1.6 e 1.8 16V	1720	297
Yares	0809	272
Yares	0830	273
Yaris 1.4	1720	297
Yaris Verso NC/LP2 1.4 D-4D NLP22	9678	315

Tramontini	Nº ZEN	Pg.
Trator T3230-2 1.8 32CV	1929	307
Trator T3230-4 1.8 32CV	1929	307
Trator T5045-2 2.5 50CV	1929	307
Trator T5045-4 2.5 50CV	1929	307
Trator T3230 4 Série Brasil	1633	293
Trator T5045 4 Série Brasil	1633	293
Tratores Tramontini	1744	298
Tratores Tramontini TR18	1753	298

Triumph	Nº ZEN	Pg.
2000	0412	258
2500	0412	258
Dolomite	0170	313
Dolomite	0171	313
Spitfire	0170	313
Spitfire	0171	313
Toledo	0170	313
Toledo	0171	313
TR 6	0412	258

Troller	Nº ZEN	Pg.
T4 MWM	1063	281
T4	1550	290
T4	1635	293

Turbosol	Nº ZEN	Pg.
Bomba de concreto 2.6, TB 30	2007	311
Bomda de concreto 2.2, TB 30	2009	311
Bomda de concreto 2.2, TB 30 C	2009	311

TVR	Nº ZEN	Pg.
3000	0412	258

TVR	Nº ZEN	Pg.
Vixen	0412	258
Vixen 1300	0380	313
Universal	Nº ZEN	Pg.
Engine Marine 5421 Kubota D850 21 HP, 3 cil Dsl	0353	257
Engine Marine M25 Kubota D850 21 HP, 3 cil Dsl	0353	257
Engine Marine M25 XP Kubota D950 23HP, 3 cil Dsl	0353	257
Engine Marine M25 XPA Kubota D950 23HP, 3 cil Dsl	0353	257
Ursus	Nº ZEN	Pg.
C-330M/335 S312C	1600	291
C-360 S4003	1600	291
Trator 10145	0902	275
Trator 1614	0902	275
Trator 912	0902	275
UTB	Nº ZEN	Pg.
350U, DTC, DT, 445 U, DTC, DT, 453 DT, DTP, 530 SI	2021	312
Vagan	Nº ZEN	Pg.
Especial/Special	1509	289
Valmet	Nº ZEN	Pg.
10	0028	248
101	0366	257
102	0366	257
103	0366	257
103 104SU	0312	255
104SU	0366	257
1051	0312	255
1051	0366	257
1052	0312	255
1052	0366	257
1053	0312	255
1053	0366	257
1054	0312	255
1054SU	0366	257
1056SU	0312	255
1056SV	0312	255
11	0028	248
110 225-6 5.7	1073	282
110ID MWM-D 225-6	0028	248
110ID Com Motor MWM D 225-3, 4, 6	1076	282
110ID	1364	287
110KVA	0087	313
112	0366	257
112 113DAN	0312	255
113DAN	0366	257
115KVA	0087	313
118	1364	287
118 D229-6 5.9	1073	282
118 PID A 229-6 TV Alc. 5.9	1073	282
12.5	0366	257
125KVA	0087	313
128	1364	287
128 4X4 D 229-6 VS	1073	282
128 4X4 PID A 229-6 Alcool	1073	282
128 D229-6 VS 5.9	1073	282
138	1364	287

Valmet	Nº ZEN	Pg.
138/4 Turbo	1364	287
148	1364	287
15	0028	248
15	0366	257
150KVA (V1308)	0087	313
18	0366	257
195	0366	257
198	0366	257
20	0366	257
20KVA	0447	259
22	0028	248
24	0366	257
25	0366	257
295	0366	257
298	0366	257
30	0028	248
30	0366	257
32.5	0366	257
35	0028	248
395SV	0312	255
395SV	0366	257
50DA	0028	248
62ID MWM-D 225-3	0028	248
62ID Com Motor MWM D 225-3, 4, 6	1076	282
65ID MWM-D 225-3	0028	248
65ID Com Motor MWM D 225-3, 4, 6	1076	282
68	0028	248
68 Cafeeiro	0028	248
68 Especial MWM-D 229-3	0028	248
685 Com Motor MWM D 225-3, 4, 6	1076	282
78	1364	287
85ID MWM-D 229-3	0028	248
85ID Com Motor MWM D 225-3, 4, 6	1076	282
85ID	1364	287
88	1364	287
880	1364	287
885	0392	257
980	1364	287
A 75N/A75L 33 DTA 3.3	1701	296
A 85N/A85L 44DT/33DTA 4.4	1701	296
A 95N/A95L 44DT/33DTA 4.4	1701	296
Especial/Special	0485	261
HR392A	0447	259
HR488 HT2	0366	257
HR488H	0447	259
HR488HT	0447	259
HR488HTA	0447	259
HR492A	0447	259
HR492AT	0378	257
HR492HT	0447	259
HR688H	0378	257
HR688H	0392	257
HR688HT	0378	257
HR688HT	0392	257
HR692HT	0378	257
HT9	0447	259
Séries 500, 505, 505.4, 504	0902	275

Valmet	Nº ZEN	Pg.
Séries 600, 605, 605.4, 604, 604.4	0902	275
Séries 700, 705, 705.4	0902	275
Séries 800, 805.4	0902	275
T1054SU	0366	257
Trator MWM 3, 4 e 6 cil	0085	250
Trator	1059	281
Trator	1224	286
Trator 110ID	0105	251
Trator 118	0105	251
Trator 1180	0557	262
Trator 1180S com motor Valtra (importado)	0392	257
Trator 128	0105	251
Trator 1280	0557	262
Trator 138	0105	251
Trator 138/4 turbo	0105	251
Trator 1380S com motor Valtra (importado)	0392	257
Trator 148	0105	251
Trator 1680S com motor Valtra (importado)	0392	257
Trator 68	0496	261
Trator 68 Cafeeiro	0496	261
Trator 68 Especial	0496	261
Trator 78	0105	251
Trator 85ID	0105	251
Trator 88	0105	251
Trator 880	0105	251
Trator 885	0557	262
Trator 885S com motor Valtra (importado)	0392	257
Trator 980	0105	251
Trator 985	0378	257
Trator 985	0557	262
Trator 985S com motor Valtra (importado)	0392	257
Trator Série 1180 com motor Cummins 6B 5.9	0497	261
Valtra	1060	281
Valtra 785	1073	282
Zetor	0902	275

Valtra	Nº ZEN	Pg.
255 320D	1600	291
355 320D	1600	291
365S 320DS Turbo	1600	291
44 DT, ETA, EWA, DW 4.4	1698	295
455 320DS Turbo	1600	291
465 320DS Turbo	1600	291
504 310B 2.7	1600	291
565 320DS Turbo	1600	291
604 311C/CS 3.3	1600	291
6100 320DS Turbo	1600	291
6200 44DT 4.4	1698	295
620DSBIE 7.4	1600	291
6250 Hi 44DT 4.4	1698	295
6300 420 4.4	1600	291
6300 44DT 4.4	1698	295
6350 Hi 44DT 4.4	1698	295
6400 420DS/DW	1600	291
6400 44ET 4.4	1698	295
6550 Hi 44ET 4.4	1698	295
66 ETA 6.6	1698	295

Valtra	Nº ZEN	Pg.
6600 320DS Turbo/420DS	1600	291
665S 420D	1600	291
6750 420DWRIE 4.4	1600	291
6800 420DWI	1600	291
685	1699	296
6850 420DWRIE 4.4	1600	291
6850 Hi 44EWI 4.4	1698	295
685ATS	1699	296
6900	1698	295
74 ETA 8.4	1698	295
800	1600	291
8000 620D	1600	291
805	1600	291
805-4 TD44DS8(411DS8) 4.4	1600	291
8050	1600	291
8050 620 DS 6.6	1600	291
8100	1600	291
8150	1600	291
8200	1600	291
8350 620DSI	1600	291
84 ETA, DTA 8.4	1698	295
8400	1600	291
8400 620DS Turbo	1600	291
8450 620 DWRE 6.6	1600	291
8450 620DS Turbo	1600	291
8550 634DSRE 7.4	1600	291
8550,875 634DS Turbo	1600	291
865 420DS Turbo	1600	291
8950 634DSBIE	1600	291
900 420DSRE 4.4	1600	291
A650 Sisu 320D 3 Cil	1701	296
A750 Sisu 320DS 3 Cil	1701	296
A750L Sisu 420D 4 Cil	1698	295
A850 Sisu 320DS 3 Cil	1701	296
A85N/A85L 44DT 4.4	1698	295
A950 Sisu 420DS 4 Cil	1698	295
A95N/A95L 44DT 4.4	1698	295
A990 Sisu 420DS 4 Cil	1698	295
All Models	1600	291
BC4500 Sisu 620DS 6 Cil	1698	295
BF65 Sisu 320D 3 Cil	1701	296
BF75 Sisu 320DS 3 Cil	1701	296
BH145 Sisu 620DS 6 Cil	1698	295
BH165 Sisu 620DS 6 Cil	1698	295
BH180 Sisu 620DS 6 Cil	1698	295
BH180i Sisu 620DSA 6 Cil	1698	295
BH205i Sisu 620DSA 6 Cil	1698	295
BM100 Sisu 420DS 4 Cil	1698	295
BM110 Sisu 420DS 4 Cil	1698	295
BM125i Sisu 420DSA 4 Cil	1698	295
BT150 Sisu 620DS 6cyl. 150HP 6.6L	1678	294
BT150 Sisu 620DS 6 Cil	1698	295
BT170 Sisu 620DS 6cyl. 170HP 6.6L	1678	294
BT170 Sisu 620DS 6 Cil	1698	295
BT190 Sisu 620DSA 6cyl. 190HP 6.6L	1678	294
BT190 Sisu 620DSA 6 Cil	1698	295
BT210 Sisu 634DSA 6cyl.	1678	294

Valtra	Nº ZEN	Pg.
BT210 Sisu 620DSA 6 Cil	1698	295
C100 420DS Turbo	1600	291
C15,C20 420DS	1600	291
C200 420DS	1600	291
Mega 8050 620D	1600	291
Mega 8150 620D	1600	291
Mega 8550 620DS	1600	291
Mega 8750 634 DA, DS	1600	291
Motores M100R	1726	297
S260 645DSBAE 8.4	1600	291
S280 84ETA 8.4	1698	295
Trator	1678	294
Trator	1726	297
X120 420DWRIE 4.4	1600	291
Vauxhall	Nº ZEN	Pg.
Astra D	0474	260
Astra F Estate 1.7L T DSL	1556	290
Cavalier D	0474	260
Corsa 1.0 12V	1619	292
Corsa 1.2 16V	1619	292
Corsa 1.4 16V	1619	292
Corsa 1.6i	1619	292
Corsa 1.8 16V	1619	292
Cresta	0412	258
Especial/Special	1056	281
Firenza	0412	258
Magnum	0412	258
Magnum 1800	1188	285
Magnum 2300	1188	285
Omega 2.0 - 2.2 DTH	1109	283
Vectra 2.0 - 2.2 DTH - DTL	1109	283
Vectra B 1.7L T DSL	1556	290
Victor	0170	313
Victor	0171	313
Victor	0412	258
Victor FD 2000	1188	285
Victor FE 1800	1188	285
VX 1800-2300 M35	1188	285
Zafira 2.0 - 2.2 DI - DTI 1.6	1109	283
Venieri	Nº ZEN	Pg.
133 B 2.2	2009	311
Vermeer Den Ouden	Nº ZEN	Pg.
Maquinas V4150	1979	309
Versatile	Nº ZEN	Pg.
330	0205	253
Vetus	Nº ZEN	Pg.
Motores	1979	309
VM	Nº ZEN	Pg.
103, 104, 1051, 1052, 1053, 1054	2021	312
DM 188	1065	281
VM Motori	Nº ZEN	Pg.
HR 329SHTR 1.8	2011	311

VM Motori	Nº ZEN	Pg.
Motores Industriais 2008...2016	1992	310
Volga	Nº ZEN	Pg.
Motores 402	1175	284
Volkswagen	Nº ZEN	Pg.
11130	1073	282
12.170 BT 6BTAA	1691	295
12140T (AM, AS, BR) 4.3, Motor MWM4.10T	2027	312
12150BT (AS, BR, D, DOM) 6.1, Motor MWM610	2027	312
12170BT (AM, AS, BR) 5.8, Motor Cummins 6BTAA	2027	312
13130	1073	282
13170 6BTAA	1691	295
13190 6BTAA	1691	295
14.170 BT 6BTAA	1691	295
14150 (AS, BR, D, DOM) 6.5, Motor MWM6.10	2027	312
14170BT (AS, BR, D, DOM) 5.8, Motor Cummins 6BTAA	2027	312
14200 Turbo Charger (AS, BR ,D) 6.5, Motor MWM6.10	2027	312
1500 1.8	0714	268
15170 6BTAA	1691	295
16.170 6C	1691	295
16200 motor cummins	0497	261
16200 6BTAA	1691	295
17210	1090	282
17210 6BTAA	1691	295
24280 Motor Man	1921	306
26260	12972	316
6.80 com motor Perkins	0024	248
6.90	1073	282
7.90	1073	282
7100 (AM, AS, BR) 4, Motor MWM4.10T	2027	312
7110	1073	282
81	0025	248
8140 Turbo Charger (AM, AX, BR) 4.3, Motor MWM4.10T	2027	312
Amarok 2.0 BiTDI	1768	299
Amarok 2.0 BiTDI 4motion	1768	299
Amarok 2.0 TDI	1768	299
Amarok 2.0 TDI 4motion	1768	299
Amazon Diesel	0420	258
Apollo	0753	269
Apollo Classic	0469	260
Apollo GL, GLS AP 1.8	0323	256
Arteon 1.5	1803	300
Arteon 2.0	1803	300
Beetle 2.0	0729	268
Beetle 1.9 TDI	0937	277
Beetle 2.0	1069	281
Beetle	1632	293
Beetle L4 2.0L 1984cc 121cid	1891	305
Beetle 1.8 TSI	1978	309
Beetle L4 2.0	1978	309
Beetle 2.0	1985	310
Beetle 1.6TDI	2005	311
Beetle 2.0 TDI	2006	311
Bora 1.9 TDI	0937	277
Bora 1.8 T	1017	279
Bora 2.3 V5 4 Motion	1017	279
Bora 1.6, 2.0	1108	283



Volkswagen	Nº ZEN	Pg.
Bora 1.6 FSI	1632	293
Bora 2.0 FSI	1632	293
Bora 1.9 TDI	1655	293
Bora 1.6 Non-Turbo Gas (BWG	1891	305
Bora 1.6 Non-Turbo Gas (BWH)	1891	305
Bora 1.6 Non-Turbo Gas (CLS)	1891	305
Bora 2.0 Non-Turbo, Gas (CEN	1891	305
Bora 1.4 16V- 1.6 - 1.9 SDI - TDI - 2.3 V5-4motion	1926	306
Brasília 1.3 e 1.6 álcool e gasolina	0065	249
Brasília	0192	253
Brasília refrigerada a ar	0294	255
Brasília refrigerado a ar	0328	256
Bus/Eurovan 1.9 L	0937	277
Cabrio, GTD, GTI	0579	263
Cabriolet Carat L4 1.8	0579	263
Cabriolet Carat L4 1.8 gasolina	0579	263
Cabriolet Classic L4 1.8 gasolina	0579	263
Cabriolet Etienne Aigner L4 1.8 gasolina	0579	263
Caddy	0932	276
Caddy Diesel	1133	283
Caddy 1.4	1632	293
Caddy III 1.9 TDI	1910	305
Caddy I 1.6 D	1926	306
Caddy II 1.7 SDI - 1.9 D - SDI - TDI	1926	306
Caddy 1.4	1985	310
Caddy 1.6TDI	2005	311
Caddy III 2.0 SDI	1823	301
Caddy III 1.6 TDI Start/Stop	1824	302
Caddy III 1.6 TDI Start/Stop	1826	302
Caddy III 1.9TDI	1856	303
Caddy III 2.0 TDI	2006	311
California 2.0	1803	300
California 1896ccm AXB 1.9 TDI	1814	301
California 1896ccm AXC 1.9 TDI	1814	301
California 1896ccm BRR 1.9 TDI	1814	301
California 1896ccm BRS 1.9 TDI	1814	301
California 2.0	1985	310
California T5 2.0TDI	2005	311
Caminhão MWM X10	0748	269
Caminhão MWM	1092	282
Caminhão	1523	289
Caminhão Cummins B Eletrônico	1623	292
Caminhão 13.210 Cummins 6 cil Turbo	0625	265
Caminhão 13.210 Cummins 6 cil Turbo	0755	269
Caminhão 13.210 Cummins 6 cil Turbo	1190	285
Caminhão 13180 MWM	1090	282
Caminhão 13190 MWM	1091	282
Caminhão 14.210 Cummins 6 cil Turbo	0625	265
Caminhão 14.210 Cummins 6 cil Turbo	0755	269
Caminhão 14.210 Cummins 6 cil Turbo	1190	285
Caminhão 14170 CUM-6 CT 8,3lts (Eq. primario)	1190	285
Caminhão 14210 CUM-6 CT 8,3lts (Eq. primario)	1190	285
Caminhão 15-160	12682	320
Caminhão 15190 MWM	1091	282
Caminhão 16170 CUM-6 CT 8,3lts (Eq. primario)	1190	285
Caminhão 16210H turbo Charger CUM-6 CT 8,3lts (Eq. primario)	1190	285

Volkswagen	Nº ZEN	Pg.
Caminhão 16220H turbo Charger CUM-6 CT 8,3lts (Eq. primario)	1190	285
Caminhão 22.210 Cummins 6 cil Turbo	0625	265
Caminhão 22.210 Cummins 6 cil Turbo	0755	269
Caminhão 22.210 Cummins 6cil. Turbo	1190	285
Caminhão 24220 CUM-6 CT 8,3lts (Eq. primario)	1190	285
Caminhão 26260	1661	294
Caminhão 5140	1736	297
Caminhão 6.80 Perkins	1359	287
Caminhão 8150	1736	297
Caminhão Constellation 24.250	1604	291
Caminhão e ônibus 17210 MWM	1091	282
Caminhão P100501, P100502 Cummins série C - 12/24V 12D	0624	265
Caminhão P100501, P100502 Cummins série C - 12/24V 12D	0858	274
Caminhão VW11.130	0105	251
Caminhão VW13.130	0105	251
Caminhão VW14.170	0089	313
Caminhão VW14.170	0122	319
Caminhão VW14.170	0133	251
Caminhão VW14.210	0089	313
Caminhão VW14.210	0122	319
Caminhão VW14.210	0133	251
Caminhão VW16.170	0089	313
Caminhão VW16.170	0122	319
Caminhão VW16.170	0133	251
Caminhão VW16.210	0089	313
Caminhão VW16.210	0122	319
Caminhão VW16.210	0133	251
Caminhão VW6.90	0105	251
Caminhão VW7.110S	0105	251
Caminhão VW7.90S	0105	251
Caminhões Motor MWM Serie X-10 e 229	1784	300
Caminhões 17-220, 17-310, 23-210, 23-220, 23-310, 24-220, 26-220, 26-260, 26-310 com motor Cummins 6CTAA 8.3 litros	1809	301
Caminhões 17-250E, 24-250E Com Motor Cummins ISB 4 e 6 cil	1679	295
Caminhões 17-250E, 24-250E Com Motor Cummins ISB 4 e 6 cil	1805	300
Caminhões 17-250E, 24-250E Com Motor Cummins ISB 4 e 6 cil	1936	307
Caminhões 17-250E, 24-250E Com Motor Cummins ISB 4 e 6 cil	13544	320
Caminhões 17-250E, 24-250E Com Motor Cummins ISB 4 e 6 cil	13545	321
Caminhões 17220, 17310, 23210, 23220, 23310, 24220, 26220, 26260, 26310 com motor Cummins 6CTAA 8.3 litros	13130	317
Caminhões 18-310, 19-320, 31-320	1809	301
Caminhões 18.310 Titan Tractor	1809	301
Caminhões 31-370, 25-370, 19-370 com motor 9,3 litros internacional	1809	301
Caminhões 31370, 25370, 19370 com motor 9,3 litros internacional e 18310, 19320, 31320	13130	317

Volkswagen	Nº ZEN	Pg.
Caminhões 8-150 Eletr Delivery Puls, 9-150E, 10-150E, 13-180E, 15-190E	1679	295
Caminhões 8-150 Eletr Delivery Puls, 9-150E, 10-150E, 13-180E, 15-190E	1805	300
Caminhões 8-150 Eletr Delivery Puls, 9-150E, 10-150E, 13-180E, 15-190E	1936	307
Caminhões 8-150 Eletr Delivery Puls, 9-150E, 10-150E, 13-180E, 15-190E	13544	320
Caminhões 8-150 Eletr Delivery Puls, 9-150E, 10-150E, 13-180E, 15-190E	13545	321
Caminhões 9-150 Eletr Delivery Com Motor Cummins	1679	295
Caminhões 9-150 Eletr Delivery Com Motor Cummins	1805	300
Caminhões 9-150 Eletr Delivery Com Motor Cummins	1936	307
Caminhões 9-150 Eletr Delivery Com Motor Cummins	13544	320
Caminhões 9-150 Eletr Delivery Com Motor Cummins	13545	321
Caminhões com Motores Cummins	12688	320
Caminhões constellation 13-180, 15-180, 17-260, 26-260E, 31-260E Motor MWM Eletrônico 4 e 6 Cilindros	1679	295
Caminhões constellation 13-180, 15-180, 17-260, 26-260E, 31-260E Motor MWM Eletrônico 4 e 6 Cilindros	1805	300
Caminhões constellation 13-180, 15-180, 17-260, 26-260E, 31-260E Motor MWM Eletrônico 4 e 6 Cilindros	1936	307
Caminhões constellation 13-180, 15-180, 17-260, 26-260E, 31-260E Motor MWM Eletrônico 4 e 6 Cilindros	13544	320
Caminhões constellation 13-180, 15-180, 17-260, 26-260E, 31-260E Motor MWM Eletrônico 4 e 6 Cilindros	13545	321
Caminhões Worker 8-120 EuroII e III. 13-180 Euro II e III, 15-180 Euro III. 17-18 Motor MWM 4 e 6 cilindros	1679	295
Caminhões Worker 8-120 EuroII e III. 13-180 Euro II e III, 15-180 Euro III. 17-18 Motor MWM 4 e 6 cilindros	1805	300
Caminhões Worker 8-120 EuroII e III. 13-180 Euro II e III, 15-180 Euro III. 17-18 Motor MWM 4 e 6 cilindros	1936	307
Caminhões Worker 8-120 EuroII e III. 13-180 Euro II e III, 15-180 Euro III. 17-18 Motor MWM 4 e 6 cilindros	13544	320
Caminhões Worker 8-120 EuroII e III. 13-180 Euro II e III, 15-180 Euro III. 17-18 Motor MWM 4 e 6 cilindros	13545	321
Carat	0467	260
Caravelle 1.9	0937	277
Caravelle 2.5 e 2.8 TDI	1655	293
Caravelle 2.0	1803	300
Caravelle 2.0	1985	310
Caravelle T6 2.0TDI	2005	311
CC 1.8 TSI Start/Stop	1826	302
CC L4 2.0L 1984cc 121cid	1891	305
CC 2.0, Turbo	1978	309
CC L4 2.0L	1978	309
CC 2.0	1985	310
CC 2.0 TDI	2006	311
Chassi VW7.90CE	0105	251
Chassi VW7.90CO	0105	251
Chassi VW7.90S	0105	251
Chassi VW7.90S, VW7.90CE, VW7.90CO	1364	287
City Golf 1.6	12690	320
Combi Enfriada por Água	0703	268
Constellation com motor Cummins ISC 8,3 litros	13130	317
Corrado 2.9	0900	275
Corrado 2.9 VR6	1926	306
Corrado SLC V6 2.8 gasolina	0579	263
Corrado V6 V6 2.8 gasolina	0579	263
Crafter 2.0 TDI Start/Stop	1824	302

Volkswagen	Nº ZEN	Pg.
Cross Up! 1.0 EA211	1934	307
Crossfox 1.6 EA211	1934	307
Dasher 1.5 D	0068	250
Delivery 5.150, 8.160 e 9.160 3.8L Com Motor Cummins ISF (Euro V)	1679	295
Delivery 5.150, 8.160 e 9.160 3.8L Com Motor Cummins ISF (Euro V)	1805	300
Delivery 5.150, 8.160 e 9.160 3.8L Com Motor Cummins ISF (Euro V)	1936	307
Delivery 5.150, 8.160 e 9.160 3.8L Com Motor Cummins ISF (Euro V)	13544	320
Delivery 5.150, 8.160 e 9.160 3.8L Com Motor Cummins ISF (Euro V)	13545	321
Derby	0068	250
Derby	0482	260
Eos 2.0 FSI	1685	295
EOS 1.4 TSI Start/Stop	1826	302
Eos 2.0 TFSI - 2.0 TDI 16V - 3.2 V6	1856	303
Eos L4 2.0L 1984cc 121cid	1891	305
Eos L4 2.0	1978	309
EOS	2006	311
Especial/Special	12956	316
Eurovan	0639	265
Eurovan	0937	277
Eurovan Camper L5 2.5 gasolina	0579	263
Eurovan CL L5 2.5 gasolina	0579	263
Eurovan CV L5 2.5 gasolina	0579	263
Eurovan GL L5 2.5 gasolina	0579	263
Eurovan GLS L5 2.5 gasolina	0579	263
Eurovan MV	0579	263
Eurovan MV L5 2.5 gasolina	0579	263
Fox	1069	281
Fox	1468	287
Fox	1534	289
Fox	1712	296
Fox 1.0 (motor 3 cilindros)	1803	300
Fox 1.0 e 1.6	1893	305
Fox 1.0 e 1.6 EA211	1934	307
Furgão	0605	264
Fusca 1.6 (mod 94)	0065	249
Fusca 1200	0006	248
Fusca 1300	0006	248
Fusca Sedan 1.2	0006	248
G. IZQ. VW Sudafrica	12687	320
G2 2.0 Mi	12841	320
G31.8 2.0 Mi	12841	320
G4	1534	289
G5	1534	289
Gacel GL e GS Carat	0443	259
Gacel GL, GS	0467	260
Gol 1.3 e 1.6 álcool e gasolina	0065	249
Gol 1.6, 1.8, 2.0, C, CL, GL	0068	250
Gol 1.0i	0108	251
Gol 1.6	0108	251
Gol 1.8i	0108	251
Gol 1.8 a gasolina, álcool	0293	255
Gol refrigerado a ar	0294	255
Gol refrigerado a ar	0328	256

Volkswagen	Nº ZEN	Pg.
Gol	0467	260
Gol	0482	260
Gol 1.6 D	0866	274
Gol	1133	283
Gol 1.8	1223	286
Gol	1534	289
Gol 1.0 EA111	1893	305
Gol 1.6	1893	305
Gol 1.6 EA211	1934	307
Gol	2016	311
Gol 2.0 Mi	12841	320
Gol 1000 Mi AP/AT	0933	276
Gol AP 1.6 Mi, 1.8 Mi e 2.0 Mi - 8V e 16V	0942	277
Gol Argentino	0742	269
Gol C, CL, GL refrigerado a água	0329	256
Gol G2 1.8 Mi	0866	274
Gol G2 2.0 Mi	0866	274
Gol G2 2.0i	0866	274
Gol G2 2.0 Mi	0925	276
Gol G2 1.0 MI	0933	276
Gol G2 1.0 MI 16V	0933	276
Gol G2 1.6 Mi	0942	277
Gol G2 1.0 MI	1222	286
Gol G2 1.8 Mi, 2.0Mi, 2.0i	12681	320
Gol G3	0866	274
Gol G3 1.6 MI	0925	276
Gol G3 1.8 MI	0925	276
Gol G3 2.0 MI	0925	276
Gol G3 1.0 MI	0933	276
Gol G3 1.0 MI 16V	0933	276
Gol G3 1.6	1177	284
Gol G3 1.0 16V Turbo	1222	286
Gol G3 1.0 MI	1222	286
Gol G3 1.0 MI 16V	1222	286
Gol G4	1741	298
Gol G5	1468	287
Gol G5	1712	296
Gol GTI	0579	263
Gol GTI 16V	0745	269
Gol GTI 16V	0925	276
Golf 1.1, 1.3	0068	250
Golf 1.5 D	0323	256
Golf 1.1, 1.3	0482	260
Golf 1.6, 1.8, Diesel	0579	263
Golf Turbo diesel	0619	265
Golf 1.8	0799	271
Golf 1.8	0900	275
Golf	0932	276
Golf	0933	276
Golf 2.0	0937	277
Golf	0972	278
Golf 1.8	1069	281
Golf 2.0	1069	281
Golf	1468	287
Golf 1.6	1534	289
Golf	1632	293
Golf 1.4 16V - 1.4 FSI - 1.6 FSI - 2.0 FSI	1632	293

Volkswagen	Nº ZEN	Pg.
Golf 1.9 TDI	1655	293
Golf	1712	296
Golf Sportsvan 1.5	1803	300
Golf VII 1.5	1803	300
Golf VII 2.0	1803	300
Golf IV - V 3.2 R32 4motion	1856	303
Golf V - VI 1.9 TDI - 2.0 TDI - 16V - 4motion	1856	303
Golf V - VI 1.4 - 16V - FSI - 1.6 FSI	1890	305
Golf 1.6 Non-Turbo Gas (CLR)	1891	305
Golf L4 2.0L 1984cc 121cid GAS	1891	305
Golf 1.6	1893	305
Golf IV 1.9 TDI - 4motion	1910	305
Golf V 2.0 FSI - 1.9 TDI - 4motion - 2.0TDI	1910	305
Golf I 1.5 D - 1.6 D - 1.6 TD	1926	306
Golf III 1.9 D - SDI - TD - GTD - TDI - Syncro	1926	306
Golf III 2.0 - 2.8 VR6 - 2.9 VR6 Syncro	1926	306
Golf IV 1.4 16V - 1.6 - 2.3 V5 - 4motion	1926	306
Golf IV 1.9 SDI - TDI - 4motion	1926	306
Golf 1.4 EA211	1934	307
Golf 1.6 Turbo, Gas (CSR)	1978	309
Golf 2.0	1978	309
Golf 2.0, Turbo, Gas (CGM)	1978	309
Golf 1.8	1985	310
Golf 2.0	1985	310
Golf 1.6TDI	2005	311
Golf 2.0TDI	2005	311
Golf 2.0 TDI	2006	311
Golf	2016	311
Golf 1.8, 1.8 G2, 1.8 G3	12690	320
Golf 4 Motion 1.8	1069	281
Golf A2	0702	267
Golf Alltrack L4 1.8	1978	309
Golf City L4 2.0L 1984cc 121cid	1891	305
Golf G2 1.8	0799	271
Golf G3 2.0 Syncro	0729	268
Golf G3 1.8	0799	271
Golf G3 1.9 TDI	0937	277
Golf G4 1.8	0729	268
Golf G4 1.4, 1.6, 1.8, 2.0	1108	283
Golf G4 1.4, 1.6, 1.8, 2.0 Variant	1108	283
Golf G4 1.8 GTI	1108	283
Golf G4 1.8 GTI Turbo	1108	283
Golf G4 GTI Turbo 1.8	1069	281
Golf G4 Variant 2.0	1069	281
Golf GTI 2.0	0799	271
Golf III 2.9 Syncro	0900	275
Golf IV 1.8 GTI Turbo	1017	279
Golf IV 2.8 V6	1017	279
Golf IV 1.9 TDI e 2.0 TDI	1823	301
Golf IV 3.2 R32 4Motion	1823	301
Golf R L4 2.0	1978	309
Golf V Touran 1.9 TDI e 2.0 TDI	1823	301
Golf V 3.2	2006	311
Golf VI 1.6 TDI Start/Stop	1824	302
Golf VI 1.2 TFSI - 1.4 TSI Start/Stop	1826	302
Golf VI 1.6 TDI - 4motion Start/Stop	1826	302
Golf VII 1.2 TSI	1803	300

Volkswagen	Nº ZEN	Pg.
GTI L4 2.0L 1984cc 121cid	1891	305
GTI L4 2.0	1978	309
HR 688 H	0316	255
HR 688 HT	0316	255
IM1200	0323	256
IM127	0323	256
IM1300	0323	256
IM1302	0323	256
IM1303	0323	256
IM1500	0323	256
IM1600	0323	256
IM181	0323	256
IM411	0323	256
IM412	0323	256
Jetta 1.1, 1.3, 1.7 (USA)	0068	250
Jetta	0323	256
Jetta 1.3	0482	260
Jetta 1.8, Diesel, INJ, TD	0579	263
Jetta Turbo diesel	0619	265
Jetta	1632	293
Jetta 2.0 Total Flex	1685	295
Jetta 2.0 TSI	1685	295
Jetta 2.5	1685	295
Jetta Variant 2.5	1685	295
Jetta L4 2.0L 1984cc 121cid	1891	305
Jetta L4 2.0L 1984cc 121cid GAS	1891	305
Jetta L4 2.0L 1984cc 121cid Naturally Aspirated	1891	305
Jetta L4 2.0L 1984cc 121cid Turbocharged	1891	305
Jetta III 2.0 FSI - 1.9 TDI - 2.0TDI	1910	305
Jetta I 1.6 D - 1.6 TD	1926	306
Jetta L4 2.0	1978	309
Jetta 1.6TDI	2005	311
Jetta 2.0TDI	2005	311
Jetta IV 2.0 TDI	2006	311
Jetta A2 Standard	0702	267
Jetta III 1.4 TSI - 1.9 TDI - 2.0 TDI - 16V	1856	303
Jetta III 2.0 TDI	2006	311
Jetta IV 1.2 TSI - 1.6 TDI Start/Stop	1826	302
K 70	0345	256
Karmann Ghia	0006	248
Karmann Ghia	0191	253
Karmann Ghia	0192	253
Karmann Ghia TC 1600	0065	249
Kombi 1.2	0006	248
Kombi 1.5, 1.6	0065	249
Kombi	0068	250
Kombi 1.2, 1.3, 1.5	0191	253
Kombi 1.2, 1.3, 1.5	0192	253
Kombi	0229	254
Kombi refrigerada a ar	0294	255
Kombi refrigerado a ar	0328	256
Kombi com motor Passat diesel	0348	256
Kombi	0428	259
Kombi	0482	260
Kombi	0605	264
Kombi Refrigerada a água	0989	278
Kombi	1712	296

Volkswagen	Nº ZEN	Pg.
Logus	0729	268
Logus	0753	269
Logus 1.6, 1.6i, 1.8, 1.8i, 2.0, 2.0i, 2.0Mi	12685	320
LT 28	0108	251
LT 31	0108	251
LT 35	0108	251
LT 40	0108	251
LT 45	0108	251
LT TD	0844	273
LT TD	9526	315
LT28	0228	254
LT28	0378	257
LT28	0392	257
LT28	0631	265
LT28	0857	274
LT31	0228	254
LT31	0378	257
LT31	0392	257
LT31	0631	265
LT31	0857	274
LT35	0228	254
LT35	0392	257
LT35	0631	265
LT35	0857	274
LT35D	0378	257
LT40	0228	254
LT40	0631	265
LT40	0857	274
LT45	0228	254
LT45	0631	265
LT45	0857	274
LT50 D Turbo	0631	265
LT50	0857	274
LT50D	0228	254
Lupo	1223	286
Lupo 1.0, 1.4L	1484	288
Lupo	1534	289
Lupo 1.4 TDI	1926	306
Magotan 2.0, Turbo, Gas (CGM)	1978	309
Motor MWM X10	1372	287
Multivan	0937	277
Multivan 2.0	1632	293
Multivan 2.0	1803	300
Multivan 3.2 V6 4Motion	1823	301
Multivan V 1.9 TDI	1910	305
Multivan 2.0	1985	310
Multivan T5 2.0TDI	2005	311
Multivan V 2.0 TDI Start/Stop	1826	302
New Beetle	0932	276
New Beattle 1.9 TDI	1856	303
New Beetle 1.8, 2.0	1108	283
New Beetle 1.9 TDI	1926	306
Ônibus	0748	269
Ônibus Cummins 6B Eletrônico 5.9	1604	291
Ônibus 16210 MWM	1092	282
Ônibus 17-230EOD/V-tronic e 17-260EOD/ V-tronic Motor MWM Eletrônico 4 e 6 Cilindros com Transmissão ZF	1679	295

Volkswagen	Nº ZEN	Pg.
Ônibus 17-230EOD/V-tronic e 17-260EOD/ V-tronic Motor MWM Eletrônico 4 e 6 Cilindros com Transmissão ZF	1805	300
Ônibus 17-230EOD/V-tronic e 17-260EOD/ V-tronic Motor MWM Eletrônico 4 e 6 Cilindros com Transmissão ZF	1936	307
Ônibus 17-230EOD/V-tronic e 17-260EOD/ V-tronic Motor MWM Eletrônico 4 e 6 Cilindros com Transmissão ZF	13544	320
Ônibus 17-230EOD/V-tronic e 17-260EOD/ V-tronic Motor MWM Eletrônico 4 e 6 Cilindros com Transmissão ZF	13545	321
Ônibus 17-320 E, 18-320 EVO, 19-360 E, 24-320E, 25-320E, 25-370E, 25-400E Todos com motor Cummins	1809	301
Ônibus 17210 MWM	1092	282
Ônibus 17220 MWM	1092	282
Ônibus 19320EOT - Quéops evolution com motor Cummins ISC 8,3 litros	13130	317
Ônibus 19320EOT Quéops evolution com motor Cummins ISC 8,3 litros	1809	301
Ônibus 8-150 ODC / FEB, 9-150 ODC Com Motor Cummins ISB 4 e 6 cil	1679	295
Ônibus 8-150 ODC / FEB, 9-150 ODC Com Motor Cummins ISB 4 e 6 cil	1805	300
Ônibus 8-150 ODC / FEB, 9-150 ODC Com Motor Cummins ISB 4 e 6 cil	1936	307
Ônibus 8-150 ODC / FEB, 9-150 ODC Com Motor Cummins ISB 4 e 6 cil	13544	320
Ônibus 8-150 ODC / FEB, 9-150 ODC Com Motor Cummins ISB 4 e 6 cil	13545	321
Ônibus 8.120 OD Euro II e III Motor MWM 4 cilindros	1679	295
Ônibus 8.120 OD Euro II e III Motor MWM 4 cilindros	1805	300
Ônibus 8.120 OD Euro II e III Motor MWM 4 cilindros	1936	307
Ônibus 8.120 OD Euro II e III Motor MWM 4 cilindros	13544	320
Ônibus 8.120 OD Euro II e III Motor MWM 4 cilindros	13545	321
Ônibus Bus	1372	287
Parati 1.5 e 1.6 C, CL, GL	0068	250
Parati	0860	274
Parati	0866	274
Parati	0933	276
Parati	1534	289
Parati 1.6, 1.8	12681	320
Parati 2.0 Mi	12841	320
Parati AP 1.6 Mi, 1.8 Mi e 2.0 Mi - 8V e 16V	0942	277
Parati C, CL, GL refrigerado a água	0329	256
Parati G2 1.8Mi, 1.8i, 2.0Mi, 2.0i	12681	320
Parati G3 1.6	1177	284
Parati G3 1.0 MI 16V	1222	286
Parati G3 1.0 MI 16V Turbo	1222	286
Parati G3 1.8Mi, 2.0Mi	12681	320
Parati GLS	0108	251
Parati III 1.8 MI e 2.0 MI	1223	286
Passat 1.3, D1.5, 1.5, 1.6	0068	250
Passat 1.6	0323	256
Passat refrigerado a água / 1.5, 1.6	0329	256
Passat Diesel turbo	0420	258
Passat	0474	260
Passat 1.6, 1.8	0482	260
Passat 1.6, 2.0	0900	275
Passat 2.9 Syncro	0900	275
Passat	0937	277
Passat 1.9 Diesel	0972	278
Passat 1.9 TDI	1067	281

Volkswagen	Nº ZEN	Pg.
Passat 2.5 TDI	1631	293
Passat 2.0 FSI	1685	295
Passat 2.0 TSI	1685	295
Passat 1.5	1803	300
Passat 1.6 TDI e 2.0 TDI Start/Stop	1824	302
Passat 1.4 TSI - Eco/MultiFuel Start/Stop	1826	302
Passat 1.6 TDI - 2.0 TDI Start/Stop	1826	302
Passat 1.8 TSI - ALLTRACK Start/Stop	1826	302
Passat 3.2 FSI - 3.6 R36 4motion	1856	303
Passat CC 1.9TDI - 2.0TDI - 16V - 4motion	1856	303
Passat L4 2.0L 1984cc 121cid	1891	305
Passat 1.9 TDI	1910	305
Passat 1.6 TD - 1.9 D - TD - TDI - Syncro/4motion	1926	306
Passat 2.0 - 2.3 VR5 - Syncro/4motion	1926	306
Passat 2.8 VR6 - 2.9 VR6 Syncro	1926	306
Passat 1.9 TDI	1930	307
Passat 2.0	1978	309
Passat 2.0, Turbo, Gas (CGM)	1978	309
Passat L4 2.0	1978	309
Passat 2.0	1985	310
Passat 2.0TDI	2005	311
Passat 2.0 TDI	2006	311
Passat 2.0 (Importado)	12690	320
Passat Alemão	0729	268
Passat Alemão	0799	271
Passat Alemão	0925	276
Passat Alemão	1619	292
Passat GTS Pointer 1.8 5cil. a álcool	0108	251
Pick Up 1.5, 1.6	0065	249
Pick Up 1.6	0068	250
Pick Up 1.2, 1.3, 1.5	0191	253
Pick Up 1.2, 1.3, 1.5	0192	253
Pick Up	0605	264
Pointer	0639	265
Pointer Audi 827 - 1.8 e 2.0	0860	274
Pointer	2016	311
Pointer 1.6, 1.6i, 1.8, 1.8i, 2.0, 2.0i, 2.0Mi	12685	320
Polo	0068	250
Polo Diesel 1.0, 1.3	0482	260
Polo	0639	265
Polo	0797	271
Polo	0932	276
Polo 1.9 TDI	0937	277
Polo	0972	278
Polo 1.0 16V	1069	281
Polo 1.6	1069	281
Polo 2.0	1069	281
Polo 1.6, 1.8	1108	283
Polo	1468	287
Polo 1.0, 1.4L	1484	288
Polo	1534	289
Polo 1.4 16V - 1.4 FSI	1632	293
Polo 1.5	1803	300
Polo 2.0	1803	300
Polo 2.0R WRC	1803	300
Polo 1.2 TDI e 1.6 TDI Start/Stop	1824	302
Polo 1.2 - TSI - 1.4 TSI Start/Stop	1826	302

Volkswagen	Nº ZEN	Pg.
Polo 1.2 - TSI Start/Stop	1826	302
Polo 1.2 TDI - 1.4 TDI - 1.6 TDI Start/Stop	1826	302
Polo 1.2 - 12V - TSI - 1.4 - 16V - FSI - 1.6 - 16V	1890	305
Polo 1.0 EA111	1893	305
Polo 1.6	1893	305
Polo 2.0 - 1.4 TDI - 1.9 TDI	1910	305
Polo 1.4 TDI - 1.6 - 1.9 SDI - TDI	1926	306
Polo 2.0	1985	310
Polo 1.2TDI	2005	311
Polo 1.6TDI	2005	311
Polo Classic	0729	268
Polo Classic 2.0	0860	274
Polo Sedan 1.0 e 1.6	1893	305
Quantum 1.8 e 2.0 CL, GL, GLS	0108	251
Quantum	0474	260
Quantum 1.8 MI e 2.0 MI	1223	286
Quantum 1.8Mi, 1.8i, 2.0Mi, 2.0i	12681	320
Quantum 1.8, 2.0 Mi	12841	320
Quantum Mi 1.8, 2.0	0866	274
R32 V6 3.2L 3189cc 195cid	1891	305
Rabbit 1.7	0068	250
Rabbit diesel	0323	256
Routan V6 3.6L 3604cc 220cid VIN G	1877	304
Routan V6 3.6L 3605cc 220cid VIN G	1877	304
Routan V6 3.8L 3778cc231cid VIN1	1970	309
Sagitar 2.0, Turbo, Gas (CGM)	1978	309
Santana 1.8 e 2.0 CL, GL, GLS	0108	251
Santana 1.8 a gasolina, álcool	0293	255
Santana Diesel turbo	0420	258
Santana	0467	260
Santana	0474	260
Santana	0482	260
Santana 1.8 MI e 2.0 MI	1223	286
Santana 1.8Mi, 1.8i, 2.0Mi, 2.0i	12681	320
Santana 1.8, 2.0 Mi	12841	320
Santana Mi	0866	274
Satation Wagon Diesel (USA) 1.6	0482	260
Saveiro 1.6 álcool e gasolina	0065	249
Saveiro 1.6 CL, GL	0068	250
Saveiro 1.8 álcool e gasolina	0108	251
Saveiro 1.8 a gasolina, álcool	0293	255
Saveiro refrigerado a ar	0294	255
Saveiro refrigerado a ar	0328	256
Saveiro Diesel	0348	256
Saveiro	0866	274
Saveiro	1534	289
Saveiro	1712	296
Saveiro 1.6	1893	305
Saveiro 1.6 EA211	1934	307
Saveiro 1.8	12681	320
Saveiro AP 1.6 Mi, 1.8 Mi e 2.0 Mi - 8V e 16V	0942	277
Saveiro CL, GL, refrigerado a água	0329	256
Saveiro G2 1.6Mi, 1.8 Mi, 2.0Mi	12681	320
Saveiro G3 1.6	1177	284
Saveiro G3 1.6Mi, 1.8 Mi, 2.0Mi	12681	320
Saveiro G3 1.6/1.8/2.0 Mi	12841	320
Saveiro III 1.8 MI e 2.0 MI	1223	286

Volkswagen	Nº ZEN	Pg.
Scirocco 1.1, 1.3, 1.6, 1.7 (USA)	0068	250
Scirocco	0323	256
Scirocco	0482	260
Scirocco 1.4 TSI Start/Stop	1826	302
Scirocco 2.0 TDI	1856	303
Scirocco 2.0	1985	310
Scirocco 2.0 TDI	2006	311
Sedan 1.3 e 1.6 álcool e gasolina	0065	249
Sedan 1.2, 1.3, 1.5	0191	253
Sedan 1.2, 1.3, 1.5	0192	253
Sedan 1.3, 1.5, 1.6 refrigerado a ar	0294	255
Sedan refrigerado a ar / 1.3, 1.5, 1.6	0328	256
Sedan 1200	0131	251
Sedan 1300	0131	251
Sedan 1500	0131	251
Sedan 1600	0131	251
Senda Diesel	0348	256
Senda	0467	260
Senda	0866	274
Senda Saveiro	1133	283
Sharan 2.8	0900	275
Sharan 1.9 TDI	0937	277
Sharan 1.8 T 20V	1017	279
Sharan 1.8T, 2.0	1108	283
Sharan 1.9 TDI	1655	293
Sharan 1.4	1803	300
Sharan 2.8 VR6 - Syncro - 1.9 TDI	1926	306
Sharan 2.0 TSI	1978	309
Sharan 1.4	1985	310
Syncro	0579	263
SP1	0065	249
SP1	0191	253
SP1	0192	253
SP2	0065	249
SP2	0191	253
SP2	0192	253
Spacefox	1712	296
Spacefox 1.6	1893	305
Spacefox 1.6 EA211	1934	307
Syncro 4 Motion	1631	293
T-Cross 1.0	1803	300
T-Cross 1.4	1803	300
T-Cross 1.0 TSI 3cil	1934	307
Taro	1215	286
TC1600	0065	249
TC1600	0191	253
TC1600	0192	253
Tiguan 2.0 TSI 4Motion	1685	295
Tiguan 1.5	1803	300
Tiguan L4 2.0L 1984cc 121cid	1891	305
Tiguan 2.0 TSI	1978	309
Tiguan 1.4 e 2.0	1985	310
Tiguan 2.0 TDI	2006	311
Titan	1523	289
Titan Cummins C	1603	291
Titan	1785	300
Titan Tractor com motor Cummins ISC 8,3 litros	13130	317

Volkswagen	Nº ZEN	Pg.
Titan Tractor e constellation com motor Cummins ISC 8,3 litros	1809	301
TL 2.4 diesel	0851	273
TL1600	0065	249
TL1600	0191	253
TL1600	0192	253
Touareg	1223	286
Touran 1.6 - 1.6 FSI - 2.0 FSI	1632	293
Touran 1.5	1803	300
Touran 1.6 TDI Start/Stop	1824	302
Touran 1.6 TDI Start/Stop	1826	302
Touran 1.9 TDI - 2.0 TDI - 16V	1856	303
Touran 2.0 FSI - 1.9 TDI - 2.0 TDI	1910	305
Touran 1.6TDI	2005	311
Touran 2.0TDI	2005	311
Touran 2.0 TDI	2006	311
Transporter 1.2	0119	251
Transporter 1.5, 1.6	0131	251
Transporter 1.6, 1.9, 2.0	0229	254
Transporter 1.3, 1.7, 1.8	0323	256
Transporter 1.6 Diesel	0482	260
Transporter 2.0	1108	283
Transporter 2.0	1632	293
Transporter 2.0	1803	300
Transporter 1900	1814	301
Transporter 1.9 TDI	1823	301
Transporter V 2.0 TDI Start/Stop	1826	302
Transporter V 1.9 TDI	1910	305
Transporter IV 2.0 - 2.5 - Syncro - 2.8 V6 - VR6	1926	306
Transporter IV 2.4 D - Syncro - 2.5 TDI - Syncro	1926	306
Transporter 2.0 TSI	1978	309
Transporter 2.0	1985	310
Transporter 1600	0428	259
Transporter 1700	0428	259
Transporter T5 2.0TDI	2005	311
Transporter TD	0613	264
Transporter V 3.2	2006	311
Transporter VI 2.0 TDI	2006	311
Up! 1.0	1803	300
Up! 1.0 EA211	1934	307
Van 1.6 Mi	12685	320
Vanagon L4 1.6L 1588cc 97cid Diesel	0428	259
Variant	0191	253
Variant	0192	253
Variant 2.9 Syncro	0900	275
Variant 1.9 TDI	1067	281
Variant I	0065	249
Variant II	0065	249
Vento 2.8	0900	275
Vento 2.0 - 2.8 VR6 - 1.9 D - SDI - TD - TDI	1926	306
Vento TDI 1.9	0937	277
Volks Bus MWM	0748	269
Voyage 1.5 e 1.6 CL, GL	0068	250
Voyage	0482	260
Voyage	1534	289
Voyage	1712	296
Voyage 1.0 e 1.6	1893	305

Volkswagen	Nº ZEN	Pg.
Voyage 1.8	12681	320
Voyage C, CL, GL refrigerado a água	0329	256
Voyage GLS 1.8 álcool e gasolina	0108	251
VW LT 28 SDI, LT 35 SDI, LT 46 SDI	1480	288
VW11.130	1364	287
VW11130	0085	250
VW13.130	1364	287
VW13130	0085	250
VW6.90	1364	287
VW7.110S	1364	287
VW7.90S	1364	287
Worker Cummins	1603	291

Volvo	Nº ZEN	Pg.
100100	0227	254
100200	0227	254
106SU MH 11	0367	257
114 Dan	0367	257
1154 Dans	0367	257
1154M 12.8	0367	257
1156 Dans	0367	257
1156M 12.8	0367	257
116 Dan	0367	257
121	0015	248
121	0080	250
121	0227	254
122	0015	248
122	0080	250
122	0227	254
123	0227	254
140	0080	250
140	0108	251
142	0080	250
142	0108	251
144	0080	250
144	0108	251
144	0227	254
145	0080	250
160	0108	251
164	0080	250
164	0108	251
1800	0080	250
210	0227	254
221	0080	250
221	0227	254
222	0080	250
240	0108	251
240 2.4 D	0631	265
240 Séries 2.4L - 2383cc (D24)	9702	315
240 D	0844	273
240 D, 740 TD, 940 TD	9526	315
240D5	0228	254
240D6	0228	254
244 L4 2.3L 2316cc	0537	262
245 L4 2.3L 2316cc	0537	262
340	0108	251
345	1187	284

Volvo	Nº ZEN	Pg.
360	0108	251
406	0118	251
407	0118	251
440	1209	286
460	1209	286
480	1209	286
50KVA	0367	257
70KVA	0367	257
740 2.0 e 2.3	0482	260
740 L4 2.3L 2316cc	0537	262
740 2.4 D	0631	265
740 Séries 2.4L - 2383cc (D24T)	9702	315
740 TD	0844	273
760	0108	251
760 turbo diesel	0228	254
760 L4 2.3L 2316cc	0537	262
760 2.4 TD	0631	265
760 Séries 2.4L - 2383cc (D24, D24T)	9702	315
850	1882	304
940 TD	0844	273
AQ90	0227	254
AQ95	0227	254
B 7L 7.0 D7C	1160	283
B 7R 7.0 D7B230	1160	283
B6 série DR860-861	0367	257
C30	1882	304
C30 2000, D4204T	1714	296
C303	0227	254
C304	0227	254
C306	0227	254
C70 II 2000, D4204T	1714	296
Caminhão 210	0133	251
Caminhão 59	0087	313
Caminhão B10M	0087	313
Caminhão B58	0087	313
Caminhão F10	0087	313
Caminhão F88	0087	313
Caminhão FB88	0087	313
Caminhão FM e FH	1661	294
Caminhão G88.T	0087	313
Caminhão N	0087	313
Caminhão N10	0087	313
Caminhão N10	0122	319
Caminhão N10	0133	251
Caminhão N12	0087	313
Caminhão N12	0122	319
Caminhão N12	0133	251
Caminhão NB88TS	0087	313
Caminhão NL10	0133	251
Caminhão NL10 210	0122	319
Caminhão NL10 340	0122	319
Caminhão NL10-340	0133	251
Caminhão NL10210	0087	313
Caminhão NL10340	0087	313
Caminhão NL12 400	0122	319
Caminhão NL12400	0087	313
Caminhão NL2-400	0133	251

Volvo	Nº ZEN	Pg.
Caminhão R	0087	313
Caminhão Série F, Motor TD40A 3.6	2020	312
Caminhão T	0087	313
Caminhões FH12 e NH12. Substitui Melco	1809	301
Caminhões VHD com motor Cummins ISX	1811	301
Caminhões VHD com motor D12	1811	301
Caminhões VHD com motor 13L	13118	317
Caminhões VHD com motor 13L. Com motor Volvo D13	1811	301
Caminhões VHD com motor Cummins ISX	1810	301
Caminhões VHD com motor D12	1810	301
Caminhões VHD com motor D12	13118	317
Caminhões VN com motor 13L	1811	301
Caminhões VN com motor Cummins ISX	1811	301
Caminhões VN com motor D12	1811	301
Caminhões VN com motor 11L. Caminhões VHD com motor 11L. Motor Volvo D11	1811	301
Caminhões VN com motor 13L	13118	317
Caminhões VN com motor 16L. Caminhões VHD com motor 16L. Com motor Volvo D16	1811	301
Caminhões VN com motor Cummins ISX	1810	301
Caminhões VN com motor D12	1810	301
Caminhões VN com motor D12	13118	317
Chassi p/ ônibus B10M	0087	313
Chassi p/ ônibus B10M	0122	319
Chassi p/ ônibus B10M	0133	251
Chassi p/ ônibus B58E	0087	313
Chassi p/ ônibus B58E	0122	319
Chassi p/ ônibus B58E	0133	251
DR860	0035	313
DR860T	0035	313
Especial/Special	0244	254
Especial/Special	0302	255
Especial/Special	1056	281
Especial/Special	12956	316
Europe Car 240 Séries 1800	0537	262
Europe Car 240 Séries 2000	0537	262
Europe Car 240 Séries 2000, Turbo	0537	262
Europe Car 240 Séries 2100, Turbo	0537	262
Europe Car 240 Séries 2300	0537	262
Europe Car 360 Séries 2000	0537	262
Europe Car 740 Séries 2000	0537	262
Europe Car 740 Séries 2000, Turbo	0537	262
Europe Car 740 Séries 2300	0537	262
Europe Car 740 Séries 2300, Turbo	0537	262
Europe Car 760 Séries 2000, Turbo	0537	262
Europe Car 760 Séries 2300, Turbo	0537	262
Europe Car 940 Séries 2000	0537	262
Europe Car 940 Séries 2000, Turbo	0537	262
Europe Car 940 Séries 2300	0537	262
Europe Car 940 Séries 2300, Turbo	0537	262
Europe Car 960 Séries 2300, Turbo	0537	262
F2250	0418	258
F406	0418	258
F407	0418	258
F82	0118	251
F83S	0118	251
F84	0367	257



Volvo	Nº ZEN	Pg.
F85	0367	257
F86	0367	257
F87	0367	257
FE 7100cc	1921	306
FE II	1921	306
FH e NH 12	13130	317
FH12	0089	313
FL II	1921	306
FL III 7146cc	1921	306
FL 180	1179	284
FL 220	1179	284
FL 250	1179	284
FL4 série	0367	257
FL7	0089	313
FM 7.3 D7C310	1160	283
FM/FH	12972	316
FM12	0089	313
FS7	0089	313
LM1240	0035	313
LM1240	0367	257
LM641	0367	257
LM840	0035	313
LM841	0367	257
LM845	0367	257
LM846	0367	257
Motor Cummins ISX	1810	301
Motor D12	1810	301
Motor D12	1811	301
Motor D12Substitui Mitsubishi VV0279, 20430285, 85103338, M009T70279 e 20520903	1811	301
Motor Estacionário com motor Indenor XDP 4.90 e 6.90	0216	253
Motor Marine com motor Indenor XDP 4.90 e 6.90	0216	253
Ônibus B12M 340 ARTIC DH12D 340cv EURO III DIESEL	13462	318
Ônibus B12M 340 BIART DH12D 340cv EURO III DIESEL	13462	318
Ônibus B12R 340 4x2 D12D 340cv EURO III DIESEL	13462	318
Ônibus B12R 340 6x2 D12D 340cv EURO III DIESEL	13462	318
Ônibus B12R 380 6x2 D12D 380cv EURO III DIESEL	13462	318
Ônibus B12R 380 8x2 D12D 380cv EURO III DIESEL	13462	318
Ônibus B12R 420 4x2 D12D 420cv EURO III DIESEL	13462	318
Ônibus B12R 420 6x2 D12D 420cv EURO III DIESEL	13462	318
Ônibus B12R 420 8x2 D12D 420cv EURO III DIESEL	13462	318
Ônibus B340M ARTIC DH12E 340cv EURO III DIESEL	13462	318
Ônibus B340M ARTIC DH12E 340cv EURO V DIESEL	13462	318
Ônibus B340M BIART DH12E 340cv EURO III DIESEL	13462	318
Ônibus B340M BIART DH12E 340cv EURO V DIESEL	13462	318
Ônibus B420R D12D 420cv EURO III DIESEL	13462	318
P1800S	0227	254
Penta	0111	251
Penta Motor KAD300 3.6, Diesel	2020	312
Penta Motor KAD32P 2.4, Diesel	2020	312
Penta Motor KAD43P 3.6, Diesel	2020	312
Penta Motor KAD44P 3.6, Diesel	2020	312
Penta Motor KAMD300 3.6, Diesel	2020	312
Penta Motor KAMD43P 3.6, Diesel	2020	312
Penta Motor KAMD44P 3.6, Diesel	2020	312
Penta Motor MD31A	2020	312
Penta Motor TAMD41A 3.6, Diesel	2020	312

Volvo	Nº ZEN	Pg.
Penta Motor TMD40A Diesel	2020	312
Penta Motor TMD41A 3.6, Diesel	2020	312
Penta Motores AD31, A, B, D, L, P 2.4, Diesel	2020	312
Penta Motores AD41A, B, D, L, P 3.6, Diesel	2020	312
Penta Motores KAD42A, B, P 3.6, Diesel	2020	312
Penta Motores KAMD42A,B,P 3.6, Diesel	2020	312
Penta Motores TAMD40A, B, C	2020	312
Penta Motores TAMD41B, D, H, L, M, P 3.6, Diesel	2020	312
Penta Motores TAMD42A, B, WJ 3.6, Diesel	2020	312
Penta Motores TMD30A, B Diesel	2020	312
Penta Motores TMD31A, B, D, L 2.4, Diesel	2020	312
Prestolite MS2-500, MS2-501, MS2-502, MS2-503, MS2-504, MS2-507, MS2-510, MS2-51	1811	301
Prestolite MS2-500, MS2-502, MS2-503, MS2-504, MS2-507, MS2-509, MS2-511	1811	301
S40	0787	271
S40	1209	286
S40 2000, D4204T	1714	296
S60	1882	304
S950	0035	313
SM868	0035	313
SM880	0367	257
Substitui Mitsubishi 428000-4430, 428000-4440	1811	301
Substitui Mitsubishi 8MJ5439M, MK0077, 009T70077, 8MJ4298AM, VV0776 e VV0977. De	1811	301
Substitui Mitsubishi IN0976, FL0579, FL0975, FL0777, M009T70579, MIB97059, MIB70	1811	301
Substitui Mitsubishi VV1076 Motor Cummins ISX	1811	301
Substitui Mitsubishi VV1979	1811	301
Substitui Mitsubishi VV2079	1811	301
T650	0367	257
T800	0035	313
T800	0367	257
T810	0367	257
T814	0035	313
T814	0367	257
V40	1209	286
V50 2000, D4204T	1714	296
VHK116	0035	313
VHK118	0035	313
VHK118	0367	257
VHK310	0035	313
VM 17 MWM	1092	282
VM 210, 260, 310 Com Motores MWM 4.12TCE e 6.12TCE	1679	295
VM 210, 260, 310 Com Motores MWM 4.12TCE e 6.12TCE	1805	300
VM 210, 260, 310 Com Motores MWM 4.12TCE e 6.12TCE	1936	307
VM 210, 260, 310 Com Motores MWM 4.12TCE e 6.12TCE	13544	320
VM 210, 260, 310 Com Motores MWM 4.12TCE e 6.12TCE	13545	321
VM 23 MWM	1092	282
Volvo 400 TD	1023	280
Volvo 460 TD	1023	280
XC60	1882	304
XC90	1882	304

Volvo Penta	Nº ZEN	Pg.
Motor Náutico T5D5A 150HP	1751	298
Wacker Neuson	Nº ZEN	Pg.
Carregadeiras	1979	309
Escavadora 2.2, ET65	2009	311
Escavadora 2.2, EZ 53	2009	311
Retroescavadeira 1.1, WL 18	2009	311
Retroescavadeira 1.5, WL 20	2009	311
Retroescavadeira 1.5, WL 25	2009	311
Retroescavadeira 2.2, WL 30	2009	311
Retroescavadeira 2.2, WL 36	2009	311
Retroescavadeira 2.2, WL 44	2009	311
Wacker Rollers	Nº ZEN	Pg.
Honda RD11A GX610, Gas	1988	310
Waukesha	Nº ZEN	Pg.
Especial/Special	0626	265
Weidemann	Nº ZEN	Pg.
Carregadeira 1.1, 1140	2009	311
Carregadeira 1.1, 116 Standrad	2009	311
Carregadeira 1.5, 1160	2009	311
Carregadeira 1.5, 1240 CX35 LP	2009	311
Carregadeira 1.5, 1260	2009	311
Carregadeira 1.5, 1280	2009	311
Carregadeira 2.2, 1350 CX45	2009	311
Carregadeira 2.2, 1350 CX45 CAB	2009	311
Carregadeira 2.2, 1370 CX50	2009	311
Carregadeira 2.2, 1370 CX50 CAB	2009	311
Carregadeira 2.2, 1770 CX50	2009	311
Carregadeira 2.2, 1770 CX50 CAB	2009	311
Carregadeira 2.2, 2070 CX50	2009	311
Carregadeira 2.2, 2070 CX50 LP	2009	311
Carregadeira 2.2, 2070 CX50 LP T	2009	311
Carregadeira 2.2, 2070 CX50 T	2009	311
Westerbeke	Nº ZEN	Pg.
108B Six 6 cil Diesel	0649	266
108C Six 6 cil, 247ci 4.1L Diesel	0649	266
16.0 BED 4 cil Diesel	0649	266
64A Four 4 cil, 182ci 3.0L Diesel	0649	266
71C Four 4 cil, 154ci 2.5L Diesel	0649	266
82B Four 4 cil, 182ci 3.0L Diesel	0649	266
90A Four 4 cil, 211ci 3.5L Diesel	0649	266
GCX40 Perkins Diesel Engines	0649	266
GCX50 Perkins Diesel Engines	0649	266
GPX35D Perkins Diesel Engines	0649	266
GPX40D Perkins Diesel Engines	0649	266
GPX50D Perkins Diesel Engines	0649	266
Westward	Nº ZEN	Pg.
7000 Perkins Diesel	0649	266
Weycor	Nº ZEN	Pg.
Carregadeira 1.5, AR 30	2009	311
Carregadeira 1.5, AR 40	2009	311
Maquinas	1979	309

White	Nº ZEN	Pg.
Trator 18295	2011	311
Trator 21947	2011	311
Willys	Nº ZEN	Pg.
Aero Willys	0005	248
Especial/Special	0674	267
Itamaraty	0005	248
Itamaraty	0056	249
Jeep	0005	248
Jeep	0020	248
Jeep	0056	249
Jeep Georgia	0082	250
Jeep	0104	250
Jeep	1184	284
Linha Willys	0032	313
Linha Willys	1216	313
Pick Up	0005	248
Pick Up	0104	250
Pick Up	0115	251
Pick Up	0806	272
Rural	0005	248
Rural	0056	249
Rural com motor 4 cil	0104	250
Rural	0115	251
Utilitário Jeep	0115	251
Wolseley	Nº ZEN	Pg.
18/22 Séries	0412	258
18/85 Séries	0412	258
Six	0412	258
Yale	Nº ZEN	Pg.
Empilhadeira	0818	272
Empilhadeira	0996	279
Empilhadeira 51CP Ford 6 cil	0193	253
Empilhadeira 51P Ford 6 cil	0193	253
Empilhadeira 83A Gm 6 cil	0193	253
Especial/Special	0957	277
Especial/Special	12658	316
Especial/Special	12659	316
Fork Lifts	9791	315
Yamaha	Nº ZEN	Pg.
1100 - Wave Raider, Venture	0749	269
1200 / 1200R - GP, XL Wave Runner	0749	269
650 - I, II, LX, Super Jet, VXR, VXRPRO, XR	0749	269
700/701 Wave Blaster,FX1 Raider, Runner, Super Jet, Venture, VXR	0749	269
760 - Wave Blaster II,GP, Raider, Runner	0749	269
Especial/Special	1191	285
LX500	0754	269
Yanmar	Nº ZEN	Pg.
1050D	0668	266
1050D 4x4	0668	266
2YM15 2 cil Diesel	1556	290
3JH3 3 cil Diesel	1556	290
3JH3E 3 cil Diesel	1556	290
3JH3E-YEU 3 cil Diesel	1556	290

Yanmar	Nº ZEN	Pg.
3JH4E 3 cil Diesel	1556	290
3TNE88	1556	290
3YM20 3 cil Diesel	1556	290
3YM30 1.1L/68CI 3 cil Diesel	1556	290
4JH3E 4 cil Diesel	1556	290
4TNE102 3.0, 12V	2029	312
4TNE106 3.0, 12V	2029	312
4TNE88	1556	290
Diesel 4JH-3	1556	290
Engine Marine 1GM10L 1 cil, 19.41ci, 0.318L Diesel	0691	267
Engine Marine 1GM10VE 1 cil, 19.41ci, 0.318L Diesel	0691	267
Engine Marine 1GMY 1 cil, 19.41ci, 0.318L Diesel	0691	267
Engine Marine 2GMFL 2 cil Diesel	0691	267
Engine Marine 2GMFY(E)-E 2 cil Diesel	0691	267
Engine Marine 2GML 2 cil Diesel	0691	267
Engine Marine 2GMYE-EC 2 cil Diesel	0691	267
Engine Marine 3GMFY 3 cil Diesel	0691	267
Engine Marine 3GMLE 3 cil Diesel	0691	267
Engine Marine 3HM 3 cil Diesel	0785	271
Engine Marine 3HM35 3 cil Diesel	0785	271
Engine Marine 3HMF 3 cil Diesel	0785	271
Engine Marine 4JH 4 cil Diesel	0785	271
Engine Marine 4JH-DTE 4 cil Diesel	0785	271
Engine Marine 4JH-HT 4 cil Diesel	0785	271
Engine Marine 4JH-HT-Z 4 cil Diesel	0785	271
Engine Marine 4JH-T 4 cil Diesel	0785	271
Engine Marine 4JH-TE 4 cil Diesel	0785	271
Engine Marine 4JH-TZ 4 cil Diesel	0785	271
Engine Marine 4JHE 4 cil Diesel	0785	271
Engine Marine 4JHZ 4 cil Diesel	0785	271
Engine Marine KBW-20 0000	0785	271
Engine Marine KBW-21 0000	0785	271
Engines Industrial 3D84-1C	0785	271
Engines Industrial 3T90L	0785	271
Especial/Special	0644	266
Marine D27	1860	303
Marine KL	1860	303
Micro trator	1030	280
Micro Trator 1030	0108	251
Micro Trator TC11	0108	251
Micro Trator TC11 e TC11 Super	0496	261
Motor AE1	0061	249
Motor AE1	0153	252
Motor AE2	0061	249
Motor AE2	0153	252
Motor Estacionário BT22	0105	251
Motor Estacionário BT22	0118	251
Motor Estacionário BT33	0105	251
Motor Estacionário BT33	0118	251
Motor Estacionário BT22	0105	251
Motor Estacionário BT22	0118	251
Motor Estacionário BT33	0105	251
Motor Estacionário BT33	0118	251
TC11 Super (NS 11)	0108	251
Tractor Engine YM1700 2TR17	0691	267
Tractor Engine YM2000 2TR20	0691	267
Tractor YM2210 2T90 Engine	0785	271

Yanmar	Nº ZEN	Pg.
Tractor YM2610 3T80D Engine	0785	271
Tractor YM3000 3T84 Engine	0785	271
Trator 1050D	0105	251
Trator 1050D 4x4	0105	251
Trator 1050D	0118	251
Trator 1050D 4x4	0118	251
Yanmar Engine Marine	Nº ZEN	Pg.
1GM	0349	257
1GM 1 cil 19.41ci, 0.318L Diesel	0349	257
1GM10 1 cil, 19.41ci, 0.318L Diesel	0349	257
1GM10C 1 cil, 19.41ci, 0.318L Diesel	0349	257
2005	1594	291
2100	1594	291
2103	1594	291
2105	1594	291
2200	1594	291
2205	1594	291
2300	1594	291
2305	1594	291
2500	1594	291
2505	1594	291
2525	1594	291
2535	1594	291
270 AT I	1594	291
2GM	0349	257
2GM 2 cil Diesel	0349	257
2GM20 2 cil, 38.81ci, 0.636L Diesel	0349	257
2GMF 2 cil Diesel	0349	257
300 AT I	1594	291
3GM	0349	257
3GM 3 cil Diesel	0349	257
3GM30 3 cil Diesel	0349	257
3GMD 3 cil Diesel	0349	257
3GMF 3 cil Diesel	0349	257
75 240 AT I	1594	291
F 2000	1594	291
F1400 DF	0419	258
FSB 2005 DH	1594	291
KM2A 0000	0349	257
KM2C 0000	0349	257
KM2P 0000	0349	257
KM3A 0000	0349	257
KM3P 0000	0349	257
KM3V 0000	0349	257
Rastrojero com Motor D4M	0709	268
Zanello	Nº ZEN	Pg.
160 - PTRAC	1604	291
180 - PTRAC	1604	291
500	1603	291
540	1603	291
580	1603	291
690	1603	291
Trator com motor Cummins	0304	255
Trator com motor MWM e Cummins	0497	261

Zastava	Nº ZEN	Pg.
Especial/Special	1056	281
ZEN	Nº ZEN	Pg.
Equivalente OEM - ZEN 0755	0625	265
Especial/Special	1351	287
Especial/Special	1575	290
Especial/Special	13017	317
Especial/Special	13018	317
Kit Reparo 12694	12681	320
Kit Reparo 12694	12683	320
Kit Reparo 12694	12685	320
Kit Reparo 12694	12689	320
Kit Reparo 12694	12690	320
Kit Reparo 12694	12841	320
Kit Reparo 12695	12675	320
Kit Reparo 12695	12682	320
Kit Reparo 12695	12684	320
Kit Reparo 12695	12686	320
Kit Reparo 12695	12687	320
Kit Reparo 12695	12688	320
Kit Reparo 12695	12692	320
Kit Reparo 12718	12717	320
Kit Reparo 12721	12720	320
Planetária 12720	12722	321
Planetária ZEN 12689	0855	274
Reparo 12693	12681	320
Reparo 12693	12683	320
Reparo 12693	12685	320
Reparo 12693	12689	320
Reparo 12693	12690	320
Reparo 12693	12841	320
Reparo 12719	12717	320
Reparo 12722	12720	320
Utiliza Pinhão ZEN 13021	1667	294
Utiliza no Impulsor ZEN 0816	9349	314
Utiliza o Pinhão ZEN 12656	1577	291
Utiliza Pinhão 10048	1473	288
Utiliza Pinhão 10048	1846	302
Utiliza pinhão ZEN 10049	1863	303
Utiliza Pinhão ZEN 12658	0957	277
Utiliza Pinhão ZEN 12659	0957	277
Utiliza pinhão ZEN 12812	1046	281
Utiliza pinhão ZEN 12812	1047	281
Utiliza Pinhão ZEN 12839	1658	294
Utiliza Pinhão ZEN 12839	1806	301
Utiliza Pinhão ZEN 12954	1679	295
Utiliza Pinhão ZEN 12954	1805	300
Utiliza Pinhão ZEN 12954	1936	307
Utiliza Pinhão ZEN 12954	13545	321
Utiliza Pinhão ZEN 12955	1679	295
Utiliza Pinhão ZEN 12955	1805	300
Utiliza Pinhão ZEN 12955	1936	307
Utiliza Pinhão ZEN 12955	13545	321
Utiliza Pinhão ZEN 12956	1679	295
Utiliza Pinhão ZEN 12956	1805	300
Utiliza Pinhão ZEN 12956	1936	307
Utiliza Pinhão ZEN 12956	13545	321

ZEN	Nº ZEN	Pg.
Utiliza Pinhão ZEN 12957	1679	295
Utiliza Pinhão ZEN 12957	1805	300
Utiliza Pinhão ZEN 12957	1936	307
Utiliza Pinhão ZEN 12957	13545	321
Utiliza Pinhão ZEN 12961	1679	295
Utiliza Pinhão ZEN 12961	1805	300
Utiliza Pinhão ZEN 12961	1936	307
Utiliza Pinhão ZEN 12961	13545	321
Utiliza Pinhão ZEN 12967	1808	301
Utiliza Pinhão ZEN 12972	1661	294
Utiliza Pinhão ZEN 13117	1810	301
Utiliza Pinhão ZEN 13118	1810	301
Utiliza Pinhão ZEN 13119	1810	301
Utiliza Pinhão ZEN 13130	1809	301
Utiliza Pinhão ZEN 13130	1811	301
Utiliza Pinhão ZEN 13131	1811	301
Utiliza Pinhão ZEN 13132	1811	301
Utiliza Pinhão ZEN 13138	1809	301
Utiliza Pinhão ZEN 13224	1608	292
Utiliza Pinhão ZEN 13552	1661	294
Utiliza Pinhão ZEN 9186	0818	272
Utiliza Pinhão ZEN 9186	0947	277
Utiliza Pinhão ZEN 9186	1722	297
Utiliza Pinhão ZEN 9301	1827	302
Utiliza Pinhão ZEN 9302	1829	302
Utiliza Pinhão ZEN 9307	0750	269
Utiliza Pinhão ZEN 9349	0816	272
Utiliza Pinhão ZEN 9402	1831	302
Utiliza Pinhão ZEN 9488	0737	268
Utiliza Pinhão ZEN 9492	0817	272
Utiliza Pinhão ZEN 9492	1566	290
Utiliza Pinhão ZEN 9495	1043	280
Utiliza Pinhão ZEN 9506	1555	290
Utiliza pinhão ZEN 9526	0792	271
Utiliza Pinhão ZEN 9527	0790	271
Utiliza Pinhão ZEN 9528	0791	271
Utiliza Pinhão ZEN 9566	0844	273
Utiliza Planetária 12675	1602	291
Utiliza Planetária 12681	0866	274
Utiliza Planetária 12720	10003	312
Utilizado com Impulsor ZEN 0866	12681	320
Utilizado com Planetária ZEN 12675	12695	321
Utilizado com Planetária ZEN 12681	12693	321
Utilizado com Planetária ZEN 12681	12694	321
Utilizado com Planetária ZEN 12682	12695	321
Utilizado com Planetária ZEN 12683	12693	321
Utilizado com Planetária ZEN 12683	12694	321
Utilizado com Planetária ZEN 12685	12693	321
Utilizado com Planetária ZEN 12685	12694	321
Utilizado com Planetária ZEN 12686	12695	321
Utilizado com Planetária ZEN 12687	12695	321
Utilizado com Planetária ZEN 12688	12695	321
Utilizado com Planetária ZEN 12689	12693	321
Utilizado com Planetária ZEN 12689	12694	321
Utilizado com Planetária ZEN 12690	12693	321
Utilizado com Planetária ZEN 12690	12694	321
Utilizado com Planetária ZEN 12692	12695	321

ZEN	Nº ZEN	Pg.
Utilizado com Planetária ZEN 12717	12718	321
Utilizado com Planetária ZEN 12717	12719	321
Utilizado com Planetária ZEN 12720	12721	321
Utilizado com Planetária ZEN 12841	12693	321
Utilizado com Planetária ZEN 12841	12694	321
Utilizado no Impulsor ZEN 0097	9028	313
Utilizado no Impulsor ZEN 0110	9074	314
Utilizado no Impulsor ZEN 0844	9566	315
Utilizado no Impulsor ZEN 1714	13332	318
Utilizado no Impulsor ZEN 1827	9301	314
Utilizado no Impulsor 0957	12658	316
Utilizado no Impulsor 0957	12659	316
Utilizado no Impulsor 1661	13552	318
Utilizado no Impulsor 1679	13544	320
Utilizado no Impulsor 1808	12967	316
Utilizado no Impulsor 1846	1473	288
Utilizado no Impulsor 1846	10048	315
Utilizado no Impulsor ZEN 0921	1767	299
Utilizado no Impulsor ZEN 0135 e ZEN 0742	13272	317
Utilizado no Impulsor ZEN 0737	1200	285
Utilizado no Impulsor ZEN 0737	9488	314
Utilizado no Impulsor ZEN 0750	1201	285
Utilizado no Impulsor ZEN 0750	1221	286
Utilizado no Impulsor ZEN 0750	1766	299
Utilizado no Impulsor ZEN 0750	9307	314
Utilizado no Impulsor ZEN 0790	1200	285
Utilizado no Impulsor ZEN 0790	9527	315
Utilizado no Impulsor ZEN 0791	1200	285
Utilizado no Impulsor ZEN 0791	9528	315
Utilizado no Impulsor ZEN 0792	1200	285
Utilizado no Impulsor ZEN 0792	9526	315
Utilizado no Impulsor ZEN 0793	1207	286
Utilizado no Impulsor ZEN 0793	9525	315
Utilizado no impulsor ZEN 0816	1201	285
Utilizado no impulsor ZEN 0816	1766	299
Utilizado no impulsor ZEN 0817	1201	285
Utilizado no impulsor ZEN 0817	1766	299
Utilizado no impulsor ZEN 0818	1201	285
Utilizado no impulsor ZEN 0818	1766	299
Utilizado no Impulsor ZEN 0844	1200	285
Utilizado no Impulsor ZEN 0921	1215	286
Utilizado no Impulsor ZEN 0946	1215	286
Utilizado no Impulsor ZEN 0946	1767	299
Utilizado no Impulsor ZEN 0947	1215	286
Utilizado no Impulsor ZEN 0947	1767	299
Utilizado no Impulsor ZEN 0947 e ZEN 0818	9186	314
Utilizado no Impulsor ZEN 0954	1201	285
Utilizado no Impulsor ZEN 0954	1221	286
Utilizado no Impulsor ZEN 0954	1766	299
Utilizado no Impulsor ZEN 0958	13274	318
Utilizado no Impulsor ZEN 0965	13333	318
Utilizado no Impulsor ZEN 10003 e ZEN 1745	13275	318
Utilizado no Impulsor ZEN 1097	1215	286
Utilizado no Impulsor ZEN 1097	1767	299
Utilizado no Impulsor ZEN 1189	13273	318
Utilizado no impulsor ZEN 1201	1766	299
Utilizado no Impulsor ZEN 1215	1767	299

ZEN	Nº ZEN	Pg.
Utilizado no Impulsor ZEN 1555	9506	315
Utilizado no Impulsor ZEN 1577	12656	316
Utilizado no Impulsor ZEN 1601	1215	286
Utilizado no Impulsor ZEN 1601	1767	299
Utilizado no Impulsor ZEN 1602	12675	320
Utilizado no Impulsor ZEN 1608	1947	308
Utilizado no Impulsor ZEN 1608	13224	317
Utilizado no Impulsor ZEN 1658	12839	316
Utilizado no Impulsor ZEN 1661	12972	316
Utilizado no Impulsor ZEN 1667	13021	317
Utilizado no Impulsor ZEN 1679	12954	316
Utilizado no Impulsor ZEN 1679	12955	316
Utilizado no Impulsor ZEN 1679	12956	316
Utilizado no Impulsor ZEN 1679	12957	316
Utilizado no Impulsor ZEN 1679	12961	316
Utilizado no Impulsor ZEN 1780	1200	285
Utilizado no Impulsor ZEN 1805	12954	316
Utilizado no Impulsor ZEN 1805	12955	316
Utilizado no Impulsor ZEN 1805	12956	316
Utilizado no Impulsor ZEN 1805	12957	316
Utilizado no Impulsor ZEN 1805	12961	316
Utilizado no Impulsor ZEN 1809	13130	317
Utilizado no Impulsor ZEN 1809	13138	317
Utilizado no Impulsor ZEN 1811	13130	317
Utilizado no Impulsor ZEN 1811	13131	317
Utilizado no Impulsor ZEN 1811	13132	317
Utilizado no Impulsor ZEN 1829	9302	314
Utilizado no Impulsor ZEN 1831	9402	314
Utilizado nos Impulsores ZEN 0817 e 1566	9492	314
Utilizado com Impulsor ZEN 1635	12682	320
ZEN 1046 e 1047	12812	316
Zetor	Nº ZEN	Pg.
Trator 4712	0902	275
Trator Utilix 2.2, CL 45	2009	311
Trator Utilix 2.2, CL 55	2009	311
Zoomlion	Nº ZEN	Pg.
Plataforma aérea 2.2, ZA14 J	2009	311

Accurate	Nº ZEN	Pg.
4798798	9702	315
Ace	Nº ZEN	Pg.
4798	9702	315
AES New	Nº ZEN	Pg.
1946	9702	315
Agrale	Nº ZEN	Pg.
7010010016006	1796	300
Ahlmann	Nº ZEN	Pg.
4184190A	1898	305
72735657	1898	305
AIM	Nº ZEN	Pg.
SJ0779A	9702	315
Allis Chalmers	Nº ZEN	Pg.
268757	0607	264
02683662	0434	259
02698850	0434	259
2201850102	0376	257
2201850192	0376	257
22018501030	0376	257
Amsco	Nº ZEN	Pg.
HT230	9702	315
André Niermann	Nº ZEN	Pg.
01364402	1594	291
Arrowhead	Nº ZEN	Pg.
PL65192	1353	287
SFD5027	1871	303
SHI5308	9702	315
Bedford	Nº ZEN	Pg.
91118533	0686	267
Bendix	Nº ZEN	Pg.
281025	0463	260
286942	0244	254
289862	0245	254
293398	0244	254
293422	0463	260
294698	0244	254
295883	0244	254
297440	0244	254
299033	0189	253
299955	0189	253
302613	0245	254
303300	0244	254
303710	0244	254
305949	0244	254
307049	0244	254
309008	0244	254
310626	0404	258
310629	0189	253
313910	0189	253
314529	0404	258
324565	0189	253
325228	0189	253
325231	0248	254
325232	0285	254
327585	0574	263

Bendix	Nº ZEN	Pg.
331025	0574	263
331032	0574	263
333418	0217	253
344511	0243	254
Bosch	Nº ZEN	Pg.
0399D73168	1803	300
0399D73275	1975	309
0399D73303	1803	300
900118103	0745	269
1005821321	12786	321
1006200042	12683	320
1006200063	12786	321
1006200110	12683	320
1006200110	12693	321
1006200110	12694	321
1006200123	12693	321
1006200123	12694	321
1006200128	12690	320
1006200128	12693	321
1006200128	12694	321
1006201026	1969	309
1006201037	1968	309
1006201048	1967	309
1006201510	1964	308
1006208030	0015	248
1006208036	0015	248
1006209010	0015	248
1006209011	0015	248
1006209012	0044	248
1006209013	0015	248
1006209014	0044	248
1006209015	0015	248
1006209016	0015	248
1006209017	0044	248
1006209029	0080	250
1006209030	0223	253
1006209031	0080	250
1006209032	0223	253
1006209034	0080	250
1006209039	0223	253
1006209040	0080	250
1006209047	0080	250
1006209049	0223	253
1006209051	0080	250
1006209052	0080	250
1006209053	0080	250
1006209055	0080	250
1006209056	0223	253
1006209058	0080	250
1006209059	0119	251
1006209060	0119	251
1006209061	0131	251
1006209066	0080	250
1006209067	0119	251
1006209071	0223	253

Bosch	Nº ZEN	Pg.
1006209080	0139	252
1006209081	0300	255
1006209101	0080	250
1006209102	0131	251
1006209104	0131	251
1006209105	0223	253
1006209108	0362	257
1006209110	0223	253
1006209117	0119	251
1006209119	0119	251
1006209123	0015	248
1006209124	0015	248
1006209125	0044	248
1006209127	0080	250
1006209140	0223	253
1006209161	0131	251
1006209162	0065	249
1006209295	0900	275
1006209320	0119	251
1006209321	0119	251
1006209322	0119	251
1006209323	0119	251
1006209324	0119	251
1006209325	0119	251
1006209329	0119	251
1006209332	0080	250
1006209339	0131	251
1006209400	0068	250
1006209401	0325	256
1006209402	0221	253
1006209403	0307	255
1006209404	0108	251
1006209405	0068	250
1006209406	0361	257
1006209410	0108	251
1006209412	0068	250
1006209414	0108	251
1006209416	0108	251
1006209417	0068	250
1006209418	0638	265
1006209423	0229	254
1006209424	0323	256
1006209425	0111	251
1006209427	0108	251
1006209428	0361	257
1006209429	0222	253
1006209431	0065	249
1006209436	0417	258
1006209437	0220	253
1006209439	0139	252
1006209441	0345	256
1006209444	0300	255
1006209445	0325	256
1006209447	0108	251
1006209448	0442	259

Bosch	Nº ZEN	Pg.
1006209449	0361	257
1006209462	0108	251
1006209463	0108	251
1006209466	0361	257
1006209469	0857	274
1006209470	0857	274
1006209471	0108	251
1006209472	0361	257
1006209473	0857	274
1006209475	0292	255
1006209477	0292	255
1006209482	0931	276
1006209500	0420	258
1006209501	0406	258
1006209502	0428	259
1006209503	0482	260
1006209504	0482	260
1006209506	0482	260
1006209509	0482	260
1006209510	0520	261
1006209513	0482	260
1006209516	0520	261
1006209519	0633	265
1006209522	0619	265
1006209523	0572	263
1006209524	0573	263
1006209526	0482	260
1006209527	0532	262
1006209528	0482	260
1006209530	0482	260
1006209531	0482	260
1006209532	0613	264
1006209533	0482	260
1006209534	0475	260
1006209535	0798	271
1006209536	0482	260
1006209537	0520	261
1006209538	0630	265
1006209539	0630	265
1006209541	0800	272
1006209542	1065	281
1006209543	0579	263
1006209544	0579	263
1006209545	0520	261
1006209546	0575	263
1006209547	0475	260
1006209548	0482	260
1006209549	0475	260
1006209550	1065	281
1006209551	0794	271
1006209552	0639	265
1006209553	0900	275
1006209554	0475	260
1006209555	0781	271
1006209558	0900	275

Bosch	Nº ZEN	Pg.	Bosch	Nº ZEN	Pg.	Bosch	Nº ZEN	Pg.	Bosch	Nº ZEN	Pg.
1006209559	0475	260	1006209648	1814	301	1006209796	1641	293	1006209961	1823	301
1006209560	0962	278	1006209649	0932	276	1006209799	1720	297	1006209962	1814	301
1006209561	0641	266	1006209650	1451	287	1006209801	1619	292	1006209964	1650	293
1006209563	0482	260	1006209652	1156	283	1006209804	1597	291	1006209968	0997	279
1006209564	0803	272	1006209653	1882	304	1006209805	1927	306	1006209981	1720	297
1006209565	0900	275	1006209656	1155	283	1006209806	1632	293	1006209982	1720	297
1006209566	0520	261	1006209657	1108	283	1006209807	1619	292	1006209991	1899	305
1006209567	0482	260	1006209660	0997	279	1006209808	1927	306	1006209993	0745	269
1006209569	0962	278	1006209661	1485	288	1006209810	1545	289	1006210103	1992	310
1006209570	0482	260	1006209662	1223	286	1006209812	1576	291	1006210111	1650	293
1006209572	0482	260	1006209666	1631	293	1006209813	1685	295	1006210117	1708	296
1006209573	0482	260	1006209669	1107	282	1006209814	1927	306	1006210125	1708	296
1006209576	0579	263	1006209671	1058	281	1006209818	1650	293	1006210128	1642	293
1006209578	0805	272	1006209672	0925	276	1006209820	1545	289	1006210141	0729	268
1006209579	0729	268	1006209675	0998	279	1006209821	1562	290	1006210146	1642	293
1006209580	0797	271	1006209677	0925	276	1006209824	1642	293	1006210147	1708	296
1006209581	1067	281	1006209678	1031	280	1006209826	1720	297	1006210149	1650	293
1006209582	0482	260	1006209679	0799	271	1006209834	1790	300	1006210154	1708	296
1006209583	0900	275	1006209680	1069	281	1006209835	1993	310	1006210172	1826	302
1006209584	0745	269	1006209681	1655	293	1006209845	1696	295	1006210175	2014	311
1006209585	0799	271	1006209684	0482	260	1006209847	1856	303	1006210184	1908	305
1006209591	0900	275	1006209685	0482	260	1006209849	1757	298	1006210185	1992	310
1006209592	1486	288	1006209686	0745	269	1006209864	1790	300	1006210205	1874	304
1006209594	0900	275	1006209690	0925	276	1006209880	0937	277	1006210206	1874	304
1006209596	0579	263	1006209691	0630	265	1006209880	1814	301	1006210217	1856	303
1006209597	0482	260	1006209692	0976	278	1006209901	0015	248	1006210218	1978	309
1006209598	0482	260	1006209693	0482	260	1006209902	0044	248	1006210235	1720	297
1006209600	0745	269	1006209695	1547	289	1006209903	0015	248	1006210241	1685	295
1006209602	2018	312	1006209696	0976	278	1006209905	0520	261	1006210271	1803	300
1006209605	1474	288	1006209699	0937	277	1006209908	0962	278	1006210273	1985	310
1006209606	1474	288	1006209700	0482	260	1006209910	0900	275	1006210275	2014	311
1006209607	0998	279	1006209701	0482	260	1006209911	0900	275	1006210276	2014	311
1006209608	1908	305	1006209703	0579	263	1006209912	0639	265	1006210316	1984	310
1006209613	0852	274	1006209704	1153	283	1006209914	0931	276	1006210321	1982	310
1006209614	1467	287	1006209705	0482	260	1006209916	0799	271	1006210331	1981	309
1006209618	0925	276	1006209706	0976	278	1006209917	0729	268	1006210351	1932	307
1006209619	0482	260	1006209709	0482	260	1006209918	0579	263	1006210501	1986	310
1006209621	0937	277	1006209710	0579	263	1006209919	0579	263	1006210505	1983	310
1006209621	1814	301	1006209714	1708	296	1006209921	0579	263	1006210511	1975	309
1006209622	1487	288	1006209715	0976	278	1006209922	0900	275	1006210516	1938	307
1006209624	0976	278	1006209751	1882	304	1006209923	0805	272	1006210520	1965	308
1006209628	0932	276	1006209757	1108	283	1006209928	1474	288	1006210533	1965	308
1006209629	0938	277	1006209758	0932	276	1006209929	0938	277	1006210535	2019	312
1006209631	1031	280	1006209759	0972	278	1006209932	1011	279	1006210905	1826	302
1006209633	0976	278	1006209761	1223	286	1006209934	1708	296	1006210927	1932	307
1006209634	0997	279	1006209762	1223	286	1006209936	1631	293	1006210940	1939	307
1006209635	1031	280	1006209769	1920	306	1006209939	0482	260	1006210948	1939	307
1006209637	1109	283	1006209778	1168	284	1006209940	1757	298	1006210949	1938	307
1006209638	0925	276	1006209779	0997	279	1006209941	1486	288	1006212003	1875	304
1006209641	1223	286	1006209781	1223	286	1006209943	1655	293	1006212003	1879	304
1006209642	1057	281	1006209785	1823	301	1006209944	0976	278	1006212003	1964	308
1006209643	0972	278	1006209786	1814	301	1006209947	1882	304	1006212003	1966	309
1006209645	1033	280	1006209792	0997	279	1006209952	1708	296	1006212003	1967	309
1006209646	1030	280	1006209793	1619	292	1006209953	1920	306	1006212020	1968	309
1006209648	0937	277	1006209794	1545	289	1006209958	1927	306	1006212020	1969	309

Bosch	Nº ZEN	Pg.	Bosch	Nº ZEN	Pg.	Bosch	Nº ZEN	Pg.	Bosch	Nº ZEN	Pg.
1006385069	1803	300	1987BE0045	0612	264	2006209212	0028	248	2006209458	0970	278
1006485017	1879	304	1987BE0046	0625	265	2006209215	0318	256	2006209459	0635	265
1006485019	1968	309	1987BE0046	0755	269	2006209229	0318	256	2006209461	1002	279
1006485025	1964	308	1987BE0047	0656	266	2006209240	0310	255	2006209462	0419	258
1006485026	1969	309	1987BE0048	0714	268	2006209241	0319	256	2006209463	0677	267
1006485042	1966	309	1987BE0049	0741	269	2006209246	0312	255	2006209465	0764	270
1006485045	1967	309	1987BE0050	0744	269	2006209273	0221	253	2006209466	0528	262
1007010045	0579	263	1987BE0051	0752	269	2006209302	0101	250	2006209469	0366	257
1007010105	1108	283	1987BE0052	0756	269	2006209305	0302	255	2006209470	0291	254
1987BE0000	0020	248	1987BE0053	0786	271	2006209311	0131	251	2006209471	0228	254
1987BE0001	0050	249	1987BE0054	0868	274	2006209321	0220	253	2006209473	0365	257
1987BE0002	0053	249	1987BE0055	0901	275	2006209323	0345	256	2006209474	0677	267
1987BE0003	0102	250	1987BE0122	0045	249	2006209324	0362	257	2006209475	0447	259
1987BE0004	0135	252	1987BE0123	0192	253	2006209330	0310	255	2006209476	0366	257
1987BE0005	0183	252	1987BE0124	0779	271	2006209331	0319	256	2006209478	0320	256
1987BE0006	0244	254	1987BE0125	0010	248	2006209341	0301	255	2006209478	1180	284
1987BE0007	0351	257	2003162001	0133	251	2006209342	0316	255	2006209483	0291	254
1987BE0008	0352	257	2003162005	0133	251	2006209345	0302	255	2006209485	0366	257
1987BE0009	0353	257	2003162006	0133	251	2006209366	0225	254	2006209486	1001	279
1987BE0010	0389	257	2003162016	0133	251	2006209386	0225	254	2006209488	1005	279
1987BE0011	0441	259	2006202000	0117	251	2006209388	0226	254	2006209490	1004	279
1987BE0012	0445	259	2006202002	1866	303	2006209394	0118	251	2006209492	0367	257
1987BE0013	0450	259	2006202010	0920	276	2006209405	0118	251	2006209494	0378	257
1987BE0014	0455	260	2006202011	0920	276	2006209406	0308	255	2006209495	0418	258
1987BE0015	0459	260	2006208011	1076	282	2006209407	0313	255	2006209498	0538	262
1987BE0016	0468	260	2006208013	0223	253	2006209408	0392	257	2006209499	0419	258
1987BE0017	0522	261	2006208014	0224	254	2006209413	0661	266	2006209500	0228	254
1987BE0018	1192	285	2006209013	0226	254	2006209414	0497	261	2006209501	1180	284
1987BE0019	0624	265	2006209021	0227	254	2006209418	0310	255	2006209530	0367	257
1987BE0019	0858	274	2006209022	1076	282	2006209421	0105	251	2006209532	0418	258
1987BE0020	0671	267	2006209030	1076	282	2006209421	1364	287	2006209533	0538	262
1987BE0021	0770	270	2006209031	0224	254	2006209422	0308	255	2006209536	0367	257
1987BE0022	0905	275	2006209032	0227	254	2006209423	0392	257	2006209537	0760	270
1987BE0023	0140	252	2006209043	0028	248	2006209425	0378	257	2006209539	0538	262
1987BE0024	0155	252	2006209068	0028	248	2006209426	0648	266	2006209540	1594	291
1987BE0025	0158	252	2006209071	0225	254	2006209427	0635	265	2006209542	1594	291
1987BE0026	0160	252	2006209072	0226	254	2006209429	1004	279	2006209543	0970	278
1987BE0027	0161	252	2006209073	0226	254	2006209431	0460	260	2006209550	1878	304
1987BE0028	0162	252	2006209086	0318	256	2006209432	0814	272	2006209594	0900	275
1987BE0029	0238	254	2006209095	0318	256	2006209433	1003	279	2006209900	0028	248
1987BE0030	0287	254	2006209109	0101	250	2006209434	0784	271	2006209900	1076	282
1987BE0031	0297	255	2006209111	0302	255	2006209435	0118	251	2006209901	0224	254
1987BE0032	0327	256	2006209120	0101	250	2006209436	0105	251	2006209902	0227	254
1987BE0033	0349	257	2006209160	0131	251	2006209436	1364	287	2006209915	0028	248
1987BE0034	0397	258	2006209161	0131	251	2006209437	0313	255	2006209916	0225	254
1987BE0035	0404	258	2006209162	0065	249	2006209438	0392	257	2006209917	0226	254
1987BE0036	1189	285	2006209163	0307	255	2006209443	0661	266	2006209930	0367	257
1987BE0037	0439	259	2006209165	0080	250	2006209444	0497	261	2006209932	0538	262
1987BE0038	0443	259	2006209166	0080	250	2006209445	0153	252	2006380010	0035	313
1987BE0039	0448	259	2006209181	0227	254	2006209446	0105	251	2006380410	0035	313
1987BE0040	0467	260	2006209183	0028	248	2006209446	1364	287	2006380414	0035	313
1987BE0041	0533	262	2006209183	1076	282	2006209447	0315	255	2006380418	0035	313
1987BE0042	0576	263	2006209185	0224	254	2006209448	0310	255	2006380558	0036	313
1987BE0043	0595	264	2006209200	0304	255	2006209449	0366	257	2006381410	0035	313
1987BE0044	0610	264	2006209201	0304	255	2006209457	0635	265	2006381558	0036	313



Bosch	Nº ZEN	Pg.	Bosch	Nº ZEN	Pg.	Bosch	Nº ZEN	Pg.	Bosch	Nº ZEN	Pg.
2006382018	0087	313	6033AD3078	1971	309	9001081022	0837	273	9001085105	0204	319
2006382019	0087	313	6033AD3104	1157	283	9001081033	0745	269	9001133219	0213	253
2006382020	0218	313	6033AD3106	1952	308	9001081042	0855	274	9001140317	0631	265
2006382060	1111	313	6033AD3108	1038	280	9001081052	0866	274	9001336203	0453	260
2006382062	0290	254	6033AD3120	1157	283	9001081066	0846	273	9001336205	0713	268
2006382150	0218	313	6033AD3130	1157	283	9001081074	0933	276	9001336211	0170	313
2006382152	0087	313	6033AD3244	1038	280	9001082014	0015	248	9001336222	0120	251
2006382154	0078	313	6033AD3334	1159	283	9001082016	0015	248	9001336223	0451	259
2006382156	0087	313	6033AD3850	1038	280	9001082127	0062	249	9001336240	0871	274
2006382168	0088	313	6033AD4034	1038	280	9001082128	0191	253	9001336324	0108	251
2006382172	0087	313	6033AD4118	1038	280	9001082177	0046	249	9001451247	0328	256
2006382174	1181	313	6033AD4141	1157	283	9001082306	0082	250	9001451249	0293	255
2006382176	0218	313	6033AD4148	1038	280	9001082324	0111	251	9001451251	0293	255
2006382190	0089	313	6033AD4243	1160	283	9001082340	0108	251	9001451252	0329	256
2006383150	0218	313	6033AD5055	1658	294	9001082362	0065	249	9001451291	0104	250
2006383154	0078	313	6033AD5078	1658	294	9001082401	0163	252	9001451292	0192	253
2006383160	1181	313	6033AD5355	1658	294	9001082417	0044	248	9001451343	0291	254
2006401527	0133	251	6033AD5356	1658	294	9001082418	0062	249	9001452088	0348	256
2006401900	0201	319	6033AD5359	1806	301	9001082419	0046	249	9001453284	0070	250
2006401904	0204	319	6033ADO044	0573	263	9001082420	0080	250	9001453333	0024	248
2007010037	0122	319	6033ADO061	1472	288	9001082421	0006	248	9001453333	1359	287
2007010160	1806	301	6033ADO077	1158	283	9001082422	0191	253	9001453334	0024	248
2008109203	0920	276	6033ADO091	1026	280	9001082423	0015	248	9001453334	1359	287
2009999032	0204	319	6033ADO129	1160	283	9001082424	0077	250	9001453336	0085	250
2009999036	0201	319	6033ADO184	1159	283	9001082425	0115	251	9001453338	0024	248
6004AH5018	1478	288	6033ADO200	1159	283	9001082426	0077	250	9001453338	1359	287
6033AC5149	12839	316	6033ADO284	1027	280	9001082429	0015	248	9001453340	0056	249
6033AC5246	12839	316	6033ADO304	1179	284	9001082498	0077	250	9001453342	0084	250
6033AD0004	1643	293	6033ADO306	1178	284	9001082618	0108	251	9001453344	0186	253
6033AD0044	0573	263	6033ADO462	1038	280	9001082660	0108	251	9001453347	0505	261
6033AD0061	1472	288	6033ADO467	1179	284	9001082669	0323	256	9001453349	0125	251
6033AD0070	1550	290	9000061009	0919	276	9001082686	0108	251	9001453387	0193	253
6033AD0077	1158	283	9001041103	0653	266	9001082748	0108	251	9001453391	0025	248
6033AD0091	1026	280	9001042013	0229	254	9001082749	0111	251	9001453601	0622	265
6033AD0099	1971	309	9001042021	0065	249	9001082750	0068	250	9001453670	1190	285
6033AD0102	1971	309	9001042032	0229	254	9001083406	0105	251	9001690057	0871	274
6033AD0129	1160	283	9001042060	0673	267	9001083406	1364	287	9001690067	0871	274
6033AD0148	1157	283	9001042100	0292	255	9001083436	0105	251	9001690111	0475	260
6033AD0184	1159	283	9001042189	0701	267	9001083436	1364	287	9001692096	0361	257
6033AD0200	1159	283	9001042263	0703	268	9001083439	0092	250	9001692097	0874	274
6033AD0218	1629	292	9001042299	0702	267	9001083440	0034	248	9001693029	0300	255
6033AD0250	1179	284	9001043103	0653	266	9001083441	0060	249	9002336200	1171	284
6033AD0267	1952	308	9001043152	0675	267	9001083442	0059	249	9002336204	0851	273
6033AD0270	1022	280	9001043178	0139	252	9001083443	0061	249	9002336205	1171	284
6033AD0284	1027	280	9001043179	0674	267	9001083444	1076	282	9002336207	0632	265
6033AD0304	1179	284	9001043180	0676	267	9001083445	0043	248	9002336208	0796	271
6033AD0306	1178	284	9001043259	0672	267	9001083471	0303	255	9002336218	0875	274
6033AD0331	1624	292	9001066236	0108	251	9001083502	0315	255	9002336219	1070	282
6033AD0414	1022	280	9001066239	0474	260	9001083618	0496	261	9002336223	1071	282
6033AD0442	1038	280	9001066242	0475	260	9001083629	0668	266	9002336224	1072	282
6033AD0462	1038	280	9001066247	0475	260	9001083674	0748	269	9002336225	1170	284
6033AD0467	1179	284	9001066248	0475	260	9001084038	0745	269	9002336226	0861	274
6033AD1002	1158	283	9001066255	0919	276	9001084064	0089	313	9002336230	0929	276
6033AD1062	1483	288	9001066476	0475	260	9001085105	0121	319	9002336236	1038	280
6033AD3006	1038	280	9001081010	0729	268	9001085105	0201	319	9002336237	1159	283

Bosch	Nº ZEN	Pg.
9002336283	0875	274
9002336287	1072	282
9002453010	0392	257
9002453038	0118	251
9002453073	0105	251
9002453073	1364	287
9002453074	0118	251
9002453076	0496	261
9002453077	0497	261
9002453078	0748	269
9002453078	1372	287
9002453079	0748	269
9002453079	1372	287
9002453081	0392	257
9002453082	0118	251
9003331430	1174	284
9003336201	0632	265
9003336206	0706	268
9003336208	0796	271
9003336212	0223	253
9003336212	0227	254
9003336227	0861	274
9003336274	1174	284
9003336280	0573	263
9003336282	0838	273
9003336283	0875	274
9003336284	0632	265
9003336286	1172	284
9003336289	1070	282
9003336290	1173	284
9003336291	0572	263
9003336293	0631	265
9008045049	0976	278
9008047003	0575	263
9008047011	1470	288
9009996289	0875	274
9033ADO284	1027	280
D001965593	1486	288
F000AL1002	0108	251
F000AL1015	12685	320
F000AL1015	12693	321
F000AL1015	12694	321
F000AL1017	12689	320
F000AL1017	12693	321
F000AL1017	12694	321
F000AL1019	12681	320
F000AL1019	12693	321
F000AL1019	12694	321
F000AL1023	0846	273
F000AL1024	1470	288
F000AL1032	0942	277
F000AL1037	0942	277
F000AL1037	12689	320
F000AL1040	0837	273
F000AL1067	1471	288

Bosch	Nº ZEN	Pg.
F000AL1086	1108	283
F000AL1096	1471	288
F000AL1100	1069	281
F000AL1152	0989	278
F000AL1181	12841	320
F000AL1186	1223	286
F000AL1200	0998	279
F000AL1209	1469	287
F000AL1238	0837	273
F000AL1250	0998	279
F000AL1281	1562	290
F000AL1306	1177	284
F000AL1324	0976	278
F000AL1432	1547	289
F000AL1440	0871	274
F000AL1446	1222	286
F000AL1516	0482	260
F000AL1519	0520	261
F000AL1520	0619	265
F000AL1534	0482	260
F000AL1679	0837	273
F000AL1680	0837	273
F000AL1681	1223	286
F000AL1682	1222	286
F000AL1683	0976	278
F000AL1684	0919	276
F000AL1685	2016	311
F000AL1688	1469	287
F000AL1690	1547	289
F000AL1691	0745	269
F000AL1692	0837	273
F000AL1693	0855	274
F000AL1694	1177	284
F000AL1695	0998	279
F000AL1696	1471	288
F000AL1697	0871	274
F000AL1698	0482	260
F000AL1699	0520	261
F000AL1700	0482	260
F000AL1704	0729	268
F000AL1705	0866	274
F000AL1707	0989	278
F000AL1708	0619	265
F000AL1709	1168	284
F000AL1871	0111	251
F000AL1872	0861	274
F000AL1876	0015	248
F000AL1878	0745	269
F000AL1879	0764	270
F000AL1881	0875	274
F000AL1882	0942	277
F000AL1897	0367	257
F000AL1898	0920	276
F000AL1899	0648	266
F000AL1901	1468	287

Bosch	Nº ZEN	Pg.
F000AL2000	1467	287
F000AL2012	0799	271
F000AL2108	0575	263
F000AL2221	2016	311
F000AL2281	1562	290
F000AL2617	1638	293
F000AL2630	1697	295
F000AL2638	1675	294
F000AL2660	1736	297
F000AL2712	1690	295
F000AL2721	1691	295
F000AL2813	1815	301
F000AL2814	1562	290
F000AL2824	1740	297
F000AL2856	1929	307
F000AL2955	1845	302
F000AL3000	1914	306
F000AL3001	1919	306
F000C61002	1875	304
F000CD1009	1666	294
F000CD1114	1674	294
F000CD1117	1712	296
F000CD1315	1741	298
F000CD1444	1666	294
F002G20278	0677	267
F002G20279	0291	254
F002G20349	1855	303
F002G20644	0925	276
F002G20677	1937	307
F002G20709	1674	294
F002G20724	1743	298
F005M10053	1037	280
Boston Auto	Nº ZEN	Pg.
31206194	1594	291
31206059D	1594	291
31206194A	1594	291
BRP	Nº ZEN	Pg.
278001497	1218	286
278001936	1218	286
Butec	Nº ZEN	Pg.
850363	0117	251
850629	0188	253
851073	0097	250
851075	0110	251
852758	0117	251
852760	0188	253
852762	0097	250
852763	0110	251
852957	0117	251
852959	0188	253
852961	0097	250
852962	0110	251
Cargo	Nº ZEN	Pg.
2665	1060	281
111636	1594	291

Cargo	Nº ZEN	Pg.
130414	0228	254
130418	0087	313
130419	0218	313
130452	0155	252
130729	0902	275
131065	0367	257
131102	0420	258
131104	0482	260
131433	0520	261
132004	0947	277
132004	1722	297
132005	0450	259
132176	1963	308
132205	0630	265
132216	0579	263
132731	0626	265
132863	0946	277
132864	1957	308
133295	0960	278
133437	0844	273
133545	0112	251
133545	1928	306
133605	0792	271
133904	1947	308
133979	0960	278
134284	0815	272
134371	0639	265
135063	0612	264
135086	0729	268
135091	0790	271
135116	0851	273
135117	1477	288
135282	2020	312
135715	1067	281
135718	1862	303
135985	0871	274
136342	0752	269
136723	0798	271
136794	1895	305
136854	0937	277
137171	0875	274
137231	1594	291
137277	1861	303
137279	0931	276
137293	0921	276
137413	0828	273
137480	0932	276
137753	0818	272
137950	0750	269
138216	0756	269
138252	2018	312
138308	0920	276
138312	0419	258
138681	1828	302
139056	1038	280

Cargo	Nº ZEN	Pg.
139506	1594	291
139541	1024	280
139841	1858	303
139843	1960	308
139901	1169	284
230280	1951	308
231093	1926	306
231269	12656	316
231269	1577	291
231414	2026	312
231756	1159	283
231899	1718	297
231932	1607	291
231932	1692	295
231961	1225	286
232481	1065	281
232632	0117	251
233641	1962	308
233642	1958	308
233950	0752	269
234247	1619	292
234270	2027	312
234720	1961	308
234819	1812	301
234946	1927	306
234970	1885	304
234996	2023	312
235101	2031	312
235200	1708	296
235290	1545	289
235510	1608	292
235663	1693	295
236752	1702	296
236854	1920	306
236876	1714	296
236985	0617	264
237105	1661	294
237291	1930	307
237667	1650	293
239967	1814	301
330382	1840	302
330533	1925	306
330651	1884	304
331730	1706	296
332145	1718	297
333127	2022	312
333235	0729	268
333355	1168	284
333974	2029	312
335621	2010	311
CG231767	0708	268
Case	Nº ZEN	Pg.
112055	1594	291
A47788	0434	259

Caterpillar	Nº ZEN	Pg.
93090	0626	265
2S3344	0556	262
3T5341	0556	262
3T8754	0555	262
4N4517	0117	251
4N7523	0434	259
5L6429	0626	265
5S6372	0555	262
6N3826	0110	251
6N3827	0097	250
Cav29 Onan	Nº ZEN	Pg.
5586123	0204	319
5586123C	0121	319
CBT	Nº ZEN	Pg.
580000043	0627	265
210137086200	0213	253
210803708620	0540	262
CT2213708600	0213	253
Chrysler	Nº ZEN	Pg.
15056	0110	251
15113	0110	251
CH1917	0054	249
CH1920	0050	249
CH1922	0050	249
CH1924	0054	249
CH1925	0050	249
CH1927	0050	249
CH1931	0339	256
DR1900	0013	248
DR1902	0020	248
DR1905	0020	248
FO1903	0205	253
FO1905	0053	249
FO1907	0032	313
FO1909	0053	249
FO1910	0205	253
FO1912	0135	252
LM1901	0135	252
PL1991	0135	252
1889129	0054	249
2095122	0050	249
2095397	0050	249
2444651	0050	249
2444658	0050	249
2444661	0054	249
2525287	0093	250
2525287	0568	263
2642445	0054	249
2642506	0054	249
2642692	0054	249
3755085	0050	249
3837936	1216	313
3837986	1216	313
3874045	0050	249
4094174	0050	249

Chrysler	Nº ZEN	Pg.
4106093	0495	261
4145978	0495	261
5206632	0339	256
5213310	0339	256
5213384	0292	255
5213850	0339	256
5233966	9349	314
Citroën	Nº ZEN	Pg.
95562677	1043	280
96017849	0775	270
CPC	Nº ZEN	Pg.
SDHI2662A	9702	315
Dacia	Nº ZEN	Pg.
6001547546	1801	300
Daewoo	Nº ZEN	Pg.
31871	1704	296
93740994	1048	281
3120A78B00	1048	281
Daf	Nº ZEN	Pg.
126246	1594	291
289183	1594	291
1276165	1594	291
1287890	1594	291
1382550	1159	283
1679152	1658	294
1699235	12839	316
Daihatsu	Nº ZEN	Pg.
2801140014	0327	256
2801141011	0327	256
2801141012	0327	256
2801154010	1827	302
Delco Reman	Nº ZEN	Pg.
DRS1170	1594	291
DRS3293	1594	291
DRS7090	1594	291
Denso	Nº ZEN	Pg.
151246	1905	305
19050199	1948	308
0253001730	1827	302
0280992600	1973	309
0280992601	1973	309
0280993150	1723	297
0280996230	1973	309
0283001730	1827	302
0283001971	1828	302
0283001971	1961	308
0283002011	1827	302
0283002012	1827	302
0283002040	1829	302
0283002070	1827	302
0283002081	1767	299
0283002200	1957	308
0283002220	1767	299
0283002222	1767	299
0283003340	1972	309

Denso	Nº ZEN	Pg.
0283003690	1831	302
0283003691	1831	302
0283003810	1972	309
0283004170	1827	302
0283004550	1827	302
0283004551	1827	302
0283005090	1827	302
0283005091	1827	302
0283005300	1767	299
0283005380	1828	302
0283005381	1828	302
0283005390	1828	302
0283005391	1828	302
0283005450	1831	302
0283005490	1957	308
0283005650	1829	302
0283005651	1829	302
0283005670	1829	302
0283005701	1723	297
0283005710	1957	308
0283005730	1767	299
0283005730	1895	305
0283006010	1885	304
0283006210	1957	308
0283006690	1831	302
0283006691	1831	302
0283006692	1831	302
0283006700	1972	309
283006710	0808	272
0283006850	1767	299
0283007000	1767	299
0283007802	1829	302
0283008011	1962	308
0283008800	1988	310
0283010760	1846	302
0283010761	1846	302
0534004731	1830	302
1280995060	1828	302
1280995060	1961	308
1280995160	1830	302
4380000050	1887	304
DongFeng	Nº ZEN	Pg.
3708NDH12	1819	301
Dubois	Nº ZEN	Pg.
297400	9702	315
Ducellier	Nº ZEN	Pg.
6162	0244	254
6187	0244	254
6203	0244	254
6206	0244	254
6224	0244	254
018678	0244	254
019567	0244	254
60846	0245	254
73893	0463	260

Ducellier	Nº ZEN	Pg.
079692	0183	252
532000	0244	254
532001	0244	254
532017	0244	254
583277	0574	263
583289	0574	263
583336	0574	263
583347	0574	263
605028	0189	253
605055	0189	253
606416	0244	254
609477	0244	254
611736	0244	254
611942	0404	258
612355	0189	253
6227AB	0244	254
6227CD	0244	254
681378	0245	254
681380	0244	254
683145	0574	263
6183CFG	0244	254
6231ABD	0244	254
Efel	Nº ZEN	Pg.
10779	0087	313
Era	Nº ZEN	Pg.
ZN0536	1191	285
ZN9488	1191	285
ETE	Nº ZEN	Pg.
8101	12681	320
8103	12689	320
8104	12683	320
8106	12690	320
8108	12685	320
Facet	Nº ZEN	Pg.
10036	0898	275
10060	0556	262
10061	0555	262
10127	0144	252
10325	0064	249
10533	0112	251
10533	1928	306
10583	0182	252
10621	0625	265
10621	0755	269
10624	0624	265
10624	0858	274
10627	0622	265
10632	0112	251
10632	1928	306
10633	0112	251
10633	1928	306
10639	0625	265
10639	0755	269
10640	0624	265
10640	0858	274

Facet	Nº ZEN	Pg.
10641	1205	285
10671	0890	275
10682	1217	286
480105	0898	275
480115	0188	253
480116	0117	251
480117	0110	251
480118	0097	250
480135	0626	265
480183	0898	275
480217	1190	285
480320	0188	253
480321	0110	251
480322	0626	265
480324	1190	285
480410	0117	251
480411	0097	250
480412	0930	276
480414	0914	276
480417	0182	252
Femsa	Nº ZEN	Pg.
03550	0120	251
3550	0036	313
9328	0453	260
106122	0533	262
148981	0170	313
150534	0227	254
170613	0120	251
170616	0397	258
259177	0297	255
278963	0053	249
1066122	0713	268
1706110	0213	253
1706114	0120	251
1706115	0451	259
1706126	0389	257
Fiat	Nº ZEN	Pg.
879898	0953	277
4044451	0744	269
4063663	0713	268
4091920	0495	261
4106093	0495	261
4120550	0768	270
4130651	0120	251
4141057	0533	262
4142235	0120	251
4145751	0120	251
4145978	0495	261
4154293	0213	253
4169960	0608	264
4202988	0120	251
4226442	0608	264
4243124	0213	253
4249166	0120	251
4474695	0608	264

Fiat	Nº ZEN	Pg.
4475032	0608	264
4475122	0213	253
4988518	0561	263
7073094	0111	251
7984505	0601	264
8122123	0225	254
8122125	0035	313
8122126	0087	313
8122127	0218	313
8122128	0218	313
8122129	0105	251
8122129	1364	287
8122157	0367	257
8997796	0310	255
9000862	0407	258
9004229	0087	313
9004794	0035	313
9008243	0105	251
9008243	1364	287
9008738	0036	313
9817920	0648	266
9918347	0315	255
9923779	0035	313
9926112	0105	251
9926112	1364	287
9926536	0133	251
9927793	0407	258
9928303	0315	255
9929081	0407	258
9932923	0111	251
9934739	0310	255
9934752	0325	256
9934977	0310	255
9935164	0315	255
9935731	0407	258
9936036	0120	251
9936050	0394	257
9936602	0108	251
9936671	0857	274
9936730	0291	254
9936772	0407	258
9936996	0408	258
9937207	0389	257
9937298	0502	261
9937705	0108	251
9937711	0189	253
9937949	0291	254
9938235	0394	257
9938328	0395	258
9938952	0502	261
9939194	0631	265
9939710	0875	274
9939837	0769	270
9939915	0786	271
9940577	0786	271

Fiat	Nº ZEN	Pg.
9940740	0630	265
9941300	0786	271
9941300	1227	287
9941306	0786	271
9941306	1206	286
9941314	0482	260
9941371	1117	283
9941467	0395	258
9941640	0389	257
9941642	0394	257
9941751	0408	258
9941846	0878	274
9941892	0120	251
9944373	0579	263
9945556	0779	271
9946913	1477	288
9947748	1630	292
9947754	1169	284
9947831	0925	276
9947838	0998	279
9948135	1025	280
9956595	0594	263
9956676	0291	254
9957707	0407	258
9957820	0310	255
9957919	0105	251
9957919	1364	287
9959572	0648	266
9959619	0367	257
9959813	0418	258
9961781	0601	264
9983629	0291	254
9984246	0087	313
9986112	0407	258
51888915	1666	294
70449580	0663	266
79023774	0407	258
79026090	0291	254
79026236	0310	255
79028900	0105	251
79028900	1364	287
79028909	0105	251
79028909	1364	287
79033659	0648	266
79034927	0367	257
79081045	0601	264
82327386	0108	251
99811565	0315	255
9405835568	0287	254
Ford	Nº ZEN	Pg.
SD302	0053	249
SD323	0681	267
SD324	0681	267
SD337	1192	285
SD340	1193	285

Ford	Nº ZEN	Pg.
SD340	1225	286
SD341	1199	285
SD341	1226	287
SD353	1208	286
106688	0907	275
SDE198	0184	252
SDE307	0342	256
SDE311	0545	262
SDE330	0670	267
SDE332	0450	259
SDE334	0636	265
SDE335	0596	264
SDE336	0596	264
SDE339	0669	266
SDE342	0596	264
2900761	0032	313
2900804	0050	249
32051112	1612	292
F7RUK614	0907	275
10670F7RU	0907	275
BRNN11350	1216	313
EAB11350A	0110	251
F87U11350	1217	286
FAA11350A	0032	313
FAB11350A	1216	313
FAC11350A	1216	313
FAD11350A	1216	313
FAU11350A	0032	313
FAV11350A	1216	313
ICM11350A	0032	313
ICM11350B	0032	313
ICM11350C	0032	313
53R211350A	1208	286
C1AF11350A	0032	313
C1AZ11350A	0032	313
C1VF11350A	0053	249
C1VY11350A	0053	249
C2DF11350C	0205	253
C2DZ11350A	0110	251
C2OF11350C	0053	249
C3DE11350A	0110	251
C3TZ11350A	0110	251
C3VF11350A	0053	249
C3VF11350C	0053	249
C4DF11350A	0205	253
C4DZ11350A	0205	253
C4DZ11350B	0205	253
C4OF11350A	0053	249
C4OF11350B	0053	249
C4OZ11350A	0053	249
C4OZ11350B	0053	249
C4ZZ11350B	0205	253
C5JF11350A	0053	249
C6FF11350B	0135	252
C6FY11350A	0053	249

Ford	Nº ZEN	Pg.
C6TZ11350A	0093	250
C6TZ11350A	0568	263
C6VY11350A	0053	249
C7AF11350A	0053	249
C8DF11350A	0110	251
C8DF11350B	0205	253
C8DF11350G	0205	253
C8OF11350A	0205	253
C8TZ11350A	0182	252
C8TZ11350B	0097	250
C8TZ11350D	0097	250
C8VF11350B	0053	249
C8WF11350A	0182	252
C9FF11350A	0135	252
C9HE11350A	0110	251
C9WF11350C	0097	250
D1RY11350B	0205	253
D1RY11350C	0205	253
D2TZ11350A	0184	252
D2RY11350B	0205	253
D3TZ11350A	0184	252
D4RY11350A	0205	253
D6PZ11350A	0205	253
D6PZ11350B	0053	249
D7TZ11350A	0342	256
D9TZ11350A	0545	262
E4FZ11350A	0681	267
E4LY11350A	0681	267
E5PZ11350A	0670	267
E6FZ11350A	0455	260
E6HZ11350A	0625	265
E6HZ11350A	0755	269
E7GZ11350A	0450	259
E8BZ11350A	0636	265
E8PZ11350A	0669	266
E9OZ11350A	1192	285
E9OZ11350A	1224	286
E9Z211350A	0596	264
E9Z211350B	0596	264
F0TZ11002A	1192	285
F0TZ11002A	1224	286
F2VY11350A	1199	285
F2VY11350A	1226	287
F3RZ11350A	1208	286
F3RZ11350A	1228	287
F4XY11350B	1019	280
F5DZ11350A	1192	285
F5DZ11350A	1224	286
FOFZ11350A	1193	285
FOFZ11350A	1225	286
1L5T11000AA	1585	291
256U11000CA	1597	291
2701E11350B	0064	249
C6VY11350A1	0053	249
C7AF11350A1	0053	249

Ford	Nº ZEN	Pg.
C8VF11350B1	0053	249
D4HF11350AA	0097	250
D4HF11350BA	0110	251
D5AF11350AA	0053	249
D6EF11350AA	0205	253
D6EF11350BA	0205	253
D6FF11350AA	0135	252
D6FF11350BA	0135	252
D6GF11350AA	0205	253
D6GF11350BA	0205	253
D6PF11A108B	0053	249
E4EF11350AA	0681	267
E4LF11350AA	0681	267
E5PF11350AA	0670	267
E6EF11350AA	0455	260
F07U11000AA	1192	285
F07U11000AA	1224	286
F2TU11000AA	1192	285
F2TU11000AA	1224	286
F5BU11350AA	0975	278
F5RU11350RA	1208	286
F5RU11350RA	1228	287
F5RZ11A198A	13268	317
F87U11350AC	1217	286
F8BU11350AA	0890	275
XL1U11000AA	9781	315
XL1Z11002AA	9781	315
XS6411350AA	1208	286
XS6U11350AA	1208	286
72DB11K003AA	0064	249
D6PF11A108BA	0053	249
VP7C3U11350AB	1676	294
96BB11000AA7119	12718	321
96BB11000AA7119	12719	321
Garef	Nº ZEN	Pg.
1470824	0213	253
6624100	0714	268
58350001	0120	251
58350002	0120	251
General Motors/	Nº ZEN	Pg.
01954842	0045	249
07073094	0111	251
07325345	0046	249
07328970	0024	248
07328970	1359	287
07329691	0080	250
09307667	0108	251
9423227	0349	257
24538276	1873	304
90273737	0482	260
90421771	0745	269
93240221	0837	273
93297293	1064	281
93306250	1935	307
94021427	0141	252

General Motors/	Nº ZEN	Pg.
94208296	0351	257
94233227	0349	257
96058480	0617	264
96063635	0450	259
96063636	0595	264
97209548	1608	292
97720446	1608	292
97729079	1608	292
1608820544	1946	308
GNR	Nº ZEN	Pg.
S520001	1976	309
S520003	2028	312
HC Parts	Nº ZEN	Pg.
CS387	1594	291
CS1129	1594	291
Hitachi	Nº ZEN	Pg.
1303ST	0539	262
S114829	1557	290
S14100D	1608	292
S14100E	1608	292
S14101A	1608	292
S14101B	1608	292
21203500	0376	257
21207500	0376	257
21207530	0376	257
21207550	0376	257
21301502	0790	271
21303500	0539	262
21309500	0684	267
21401500	1861	303
22401501	1960	308
22402500	1858	303
22403550	1947	308
22403550	2015	311
22405500	1960	308
22408500	1858	303
22409500	1858	303
22505550	0663	266
22708500	0901	275
210875002	0536	262
210875002	1191	285
2108F3500	0536	262
2108F3500	1191	285
2108F3500	9488	314
211415003	0429	259
211415016	1020	280
211415504	0517	261
211415507	0790	271
211415508	0832	273
211425504	0554	262
211425505	1200	285
211425509	1207	286
211425554	1556	290
211435006	0737	268
211435507	0791	271

Hitachi	Nº ZEN	Pg.
211435551	0687	267
211445002	0691	267
211445004	0351	257
211445007	0351	257
211445012	0634	265
211445016	1016	279
211445100	1017	279
211445504	0499	261
211455003	0644	266
211455004	0349	257
211455008	9488	314
211455506	0737	268
211465001	0349	257
211465004	0382	257
211465008	9528	315
211475001	0351	257
211475008	0737	268
211475008	1200	285
211475014	0828	273
211485008	0737	268
211485501	0790	271
211495002	0382	257
211495007	0537	262
211495008	0737	268
211495501	9527	315
211495505	0554	262
2114N1550	0141	252
2114N1560	0141	252
2114N3550	0351	257
2114N4550	0141	252
212015501	0684	267
212025001	0448	259
212035001	0376	257
212045002	0448	259
212055002	0448	259
212075002	0448	259
212085001	0448	259
212085002	0448	259
212095001	0663	266
213015005	1862	303
213015505	1862	303
213025005	1861	303
213035004	0844	273
213035009	0792	271
213045009	2029	312
213065001	0790	271
213065002	0785	271
213065006	1860	303
213075002	0792	271
213075003	0792	271
213075004	0790	271
213085003	0792	271
213095007	1862	303
214015003	1861	303
225025003	0901	275

Hitachi	Nº ZEN	Pg.
225025004	0901	275
225035001	0448	259
225045004	0901	275
225085005	0901	275
2335453J11	0711	268
Honda	Nº ZEN	Pg.
31200PLM	1548	290
31204PC016	9350	314
31204657617	0947	277
31204657617	1722	297
31204657671	1957	308
31204PC2016	9350	314
31204PD1003	9350	314
31204PD1013	9350	314
31204PH3006	9350	314
31204PJ7903	9350	314
312062F5L31	0708	268
31207634005	0349	257
31207657006	0327	256
31207PA0006	0327	256
31207PE0005	0832	273
31213671671	9186	314
31221657004	9186	314
Hyundai	Nº ZEN	Pg.
K1J11B	1923	306
3613741000	12656	316
3613911140	1778	299
3613942000	1577	291
3614523171	1775	299
3614525010	1800	300
361452B102	1777	299
361452B614	1913	306
361452G000	1770	299
361454A100	1794	300
3616042300	1607	291
Ishikawajima	Nº ZEN	Pg.
185866150	0947	277
185866150	1722	297
Iskra	Nº ZEN	Pg.
922H6	0926	276
15100152	0087	313
16900035	1088	282
16900068	1588	291
16900089	1056	281
16900151	1060	281
16900254	2021	312
16900392	0926	276
16900408	0926	276
16900541	0926	276
16900879	2021	312
16900902	0926	276
16900920	0228	254
16901392	0926	276
16901408	0926	276
16901658	1073	282

Iskra	Nº ZEN	Pg.
16901694	1616	292
16901752	1951	308
16902036	1994	310
16902379	1678	294
16902382	1980	309
16902507	1700	296
16902560	1700	296
16902653	1709	296
16902733	1600	291
16902815	1699	296
16903087	2021	312
16903392	2027	312
16904625	1979	309
16904776	1698	295
16904847	1600	291
16907197	1700	296
16907267	2009	311
16907455	1701	296
16907851	1944	307
16908746	1754	298
16911403	1699	296
16911538	1898	305
16911712	2012	311
16911910	1751	298
16912783	2007	311
16912805	2011	311
16912831	2013	311
18100021	0036	313
18100098	0035	313
18900179	0533	262
72739187	1944	307
Isuzu	Nº ZEN	Pg.
2902769300	1608	292
5811130170	0376	257
5811230020	0376	257
5811230040	0663	266
5811230070	0376	257
5811230090	0448	259
5811230150	0448	259
5811230160	0376	257
5811230360	0832	273
5811240030	0946	277
5811240030	9260	314
5811240040	1827	302
5811240060	9260	314
8821213620	0141	252
8921233010	0141	252
8941155680	0737	268
8941155690	1200	285
8941258890	0498	261
8941291870	0947	277
8941291870	1722	297
8941291870	1957	308
8942082960	0351	257
8942082961	0351	257

Isuzu	Nº ZEN	Pg.
8942332270	0349	257
8942332770	0349	257
8942363471	0737	268
8942391070	0327	256
8943677720	0750	269
8944355630	1861	303
8970256720	1865	303
8970475470	1861	303
8971797700	1865	303
8972095483	1608	292
8973291631	1608	292
8973828350	1608	292
9811233010	0141	252
9821212340	0448	259
9821212380	0376	257
9821233010	0141	252
Italacciai	Nº ZEN	Pg.
SD002	0285	254
SD012	0319	256
SD013	0225	254
SD015	0224	254
SD016	0447	259
SD018	0304	255
SD019	0411	258
SD037	0362	257
SD038	0226	254
SD040	0463	260
SD044	0570	263
SD047	0574	263
SD055	0325	256
SD060	0228	254
SD061	0028	248
SD062	0630	265
SD076	0286	254
SD077	0601	264
SD105	0533	262
SD106	0533	262
SD107	0120	251
SD108	0213	253
SD112	0608	264
SD117	0189	253
SD119	0453	260
SD123	0310	255
SD124	0105	251
SD124	1364	287
SD125	0407	258
SD128	0407	258
SD137	0222	253
SD145	0561	263
SD149	0349	257
SD151	0351	257
SD152	0184	252
SD153	0408	258
SD158	0244	254
SD167	0502	261

Italacciai	Nº ZEN	Pg.
SD169	0352	257
SD181	0327	256
SD183	0353	257
SD184	0291	254
SD185	0395	258
SD186	0111	251
SD187	0394	257
SD188	0389	257
SD192	0217	253
SD194	0245	254
SD197	0280	313
SD197	0380	313
SD198	0150	252
SD199	0398	258
SD300	0170	313
SD303	0155	252
SD305	0080	250
SD306	0223	253
SD307	0228	254
SD309	0139	252
SD310	0420	258
SD311	0406	258
SD312	0118	251
SD313	0378	257
SD314	0648	266
SD315	0313	255
SD318	0287	254
SD324	0248	254
SD335	0571	263
SD341	0064	249
SD342	0320	256
SD345	0361	257
SD346	0318	256
SD347	0312	255
SD349	0101	250
SD350	0460	260
SD354	0460	260
SD356	0365	257
SD357	0366	257
SD359	0353	257
SD400	0215	253
SD401	0096	250
SD415	0227	254
SD427	0451	259
SD436	0108	251
SD437	0482	260
SD439	0520	261
SD440	0631	265
SD441	0392	257
SD442	0418	258
SD443	0367	257
SD447	0220	253
SD449	0307	255
SD450	0065	249
SD450	0323	256

Italacciai	Nº ZEN	Pg.
SD451	0300	255
SD453	0229	254
SD454	0068	250
SD456	0119	251
SD457	0131	251
SD466	0323	256
SD469	0221	253
SD483	0657	266
SD486	0541	262
SD489	0361	257
SD496	0325	256
SD499	0574	263
SD500	0404	258
SD508	0656	266
SD509	0646	266
SD804	0461	260
SD813	0216	253
SP201	0035	313
SP205	0036	313
SP208	0087	313
SP211	0218	313
Iveco	Nº ZEN	Pg.
42531397	0875	274
50053567	1650	293
500053567	1650	293
Jac	Nº ZEN	Pg.
11A20	1781	300
John Deere	Nº ZEN	Pg.
AR54992	0434	259
CH12485	1828	302
19024524	0366	257
RE501692	2017	311
RE501912	1971	309
RE503358	1952	308
Johnson Electric	Nº ZEN	Pg.
10394020	1455	287
420888994	0981	278
5712820DV30SM	0708	268
5970420DV30SN	1453	287
10328720DV30SM	0981	278
Just Parts	Nº ZEN	Pg.
BO26021N	9702	315
HT25034NPS1	9702	315
Kawasaki	Nº ZEN	Pg.
131013701	0749	269
131013703	0749	269
131013705	0749	269
131013706	0749	269
590513005	0536	262
590513005	1191	285
KHD	Nº ZEN	Pg.
01319755	1038	280
01319806	1038	280
1340070	1483	288

Kia	Nº ZEN	Pg.
361392X000	1048	281
361452A000	1695	295
361604X902	2010	311
Kubota	Nº ZEN	Pg.
1418263041	1827	302
1550463041	0947	277
1550463041	1722	297
1552163041	1957	308
Lada	Nº ZEN	Pg.
21013798620	0213	253
210103708620	0213	253
210803708620	0540	262
CT2213708600	0213	253
Lester	Nº ZEN	Pg.
3038	0556	262
3039	0626	265
3040	0626	265
3041	0110	251
3042	0110	251
3043	0110	251
3045	0110	251
3047	0110	251
3048	0776	270
3050	0914	276
3052	0879	274
3053	0188	253
3054	0879	274
3055	0117	251
3055	0776	270
3056	0188	253
3057	0188	253
3058	0188	253
3060	0188	253
3061	0188	253
3064	0117	251
3064	0776	270
3065	0879	274
3074	0110	251
3124	0053	249
3131	0053	249
3132	0053	249
3135	0053	249
3148	0205	253
3149	0053	249
3152	0053	249
3153	0053	249
3154	0053	249
3155	0053	249
3157	0053	249
3160	0053	249
3168	0053	249
3169	0053	249
3176	0053	249
3181	0053	249
3185	0053	249

Lester	Nº ZEN	Pg.
3187	0053	249
3188	0053	249
3189	0053	249
3193	0681	267
3194	0681	267
3196	0455	260
3204	1224	286
3205	1224	286
3207	0135	252
3208	0135	252
3209	0135	252
3211	0135	252
3212	0135	252
3213	1224	286
3214	1193	285
3217	1224	286
3221	1199	285
3224	1224	286
3232	1224	286
3238	1224	286
3239	1224	286
3240	1224	286
3241	1224	286
3246	1224	286
3247	1224	286
3248	0054	249
3249	0054	249
3250	0050	249
3252	0054	249
3257	0050	249
3257	0495	261
3258	0050	249
3258	0495	261
3261	1228	287
3262	1228	287
3263	1228	287
3264	1224	286
3266	1224	286
3267	1199	285
3268	1224	286
3269	1224	286
3270	1224	286
3271	1224	286
3272	1224	286
3273	1224	286
3274	1224	286
3276	0051	249
3277	0977	278
3279	0051	249
3280	0051	249
3281	0052	249
3282	0052	249
3288	0097	250
3288	0626	265
3289	0626	265

Lester	Nº ZEN	Pg.	Lester	Nº ZEN	Pg.	Lester	Nº ZEN	Pg.	Lester	Nº ZEN	Pg.
3290	0626	265	3635	0020	248	3884	0776	270	4192	0093	250
3294	0381	257	3637	0013	248	3885	0776	270	4194	0381	257
3296	0110	251	3639	0010	248	3894	0117	251	4200	0052	249
3297	0626	265	3639	0013	248	3894	0776	270	4201	0052	249
3298	0110	251	3643	0013	248	3895	0117	251	4202	0052	249
3299	0110	251	3649	0020	248	3895	0776	270	4208	0020	248
3300	0112	251	3666	0020	248	3898	0093	250	4211	0112	251
3300	1928	306	3674	0020	248	3899	0626	265	4211	1928	306
3339	0097	250	3686	0020	248	3902	0110	251	4215	0381	257
3342	0110	251	3689	0020	248	3905	0110	251	4217	0052	249
3352	0097	250	3690	0010	248	3931	0117	251	4222	0013	248
3353	0093	250	3690	0013	248	3931	0776	270	4224	0052	249
3362	0093	250	3691	0020	248	3932	0914	276	4235	0977	278
3363	0093	250	3696	0020	248	3933	0381	257	4236	0977	278
3364	0914	276	3701	0626	265	3941	0110	251	4238	0010	248
3365	0093	250	3702	0626	265	3942	0093	250	4238	0013	248
3366	0977	278	3708	0093	250	3943	0051	249	4239	0052	249
3367	0093	250	3709	0381	257	3945	0182	252	4241	0093	250
3369	0381	257	3712	0110	251	3948	0097	250	4243	0052	249
3370	0097	250	3720	0093	250	3949	0117	251	4244	0052	249
3370	0914	276	3725	0454	260	3952	0381	257	4246	0052	249
3374	0097	250	3726	0093	250	3953	0051	249	4247	0013	248
3503	0020	248	3729	0051	249	3955	0097	250	4247	0020	248
3504	0020	248	3733	0020	248	3956	0556	262	4248	0112	251
3505	0020	248	3741	0454	260	3958	0110	251	4248	1928	306
3507	0020	248	3742	0454	260	3963	0110	251	4249	0052	249
3508	0020	248	3744	0110	251	3964	0052	249	4251	0112	251
3510	0020	248	3745	0110	251	3966	0052	249	4251	1928	306
3511	0093	250	3747	0626	265	3971	0097	250	4252	0093	250
3512	0093	250	3757	0110	251	3972	0093	250	4253	0020	248
3524	0020	248	3758	0182	252	3974	0110	251	4254	0052	249
3525	0020	248	3764	0454	260	3976	0188	253	4263	0020	248
3533	0020	248	3766	0110	251	3977	0051	249	4265	0093	250
3535	0020	248	3770	0110	251	3977	0093	250	4266	0093	250
3546	0020	248	3774	0093	250	3979	0182	252	4267	0093	250
3550	0020	248	3777	0188	253	3986	0093	250	4268	0112	251
3551	0020	248	3785	0110	251	3987	0097	250	4268	1928	306
3552	0020	248	3789	0879	274	3990	0097	250	4270	0977	278
3553	0020	248	3790	0097	250	3991	0093	250	4271	0977	278
3554	0020	248	3793	0051	249	3992	0051	249	4272	0093	250
3557	0020	248	3796	0879	274	3997	0110	251	4274	0093	250
3560	0020	248	3798	0182	252	3999	0097	250	4275	0093	250
3561	0020	248	3800	0020	248	4000	0112	251	4276	0093	250
3563	0020	248	3804	0051	249	4000	1928	306	4280	0051	249
3564	0020	248	3809	0117	251	4038	0020	248	4281	0093	250
3565	0020	248	3809	0776	270	4046	0052	249	4283	0052	249
3568	0020	248	3838	0020	248	4056	0039	248	4284	0093	250
3569	0020	248	3846	0188	253	4098	0052	249	4286	0052	249
3571	0020	248	3852	0051	249	4100	0112	251	4307	0112	251
3601	0454	260	3853	0381	257	4100	1928	306	4307	1928	306
3627	0020	248	3870	0052	249	4150	0013	248	4318	0112	251
3629	0020	248	3872	0555	262	4151	0052	249	4318	1928	306
3630	0013	248	3873	0051	249	4161	0013	248	4326	0052	249
3631	0020	248	3883	0052	249	4167	0052	249	4328	0052	249
3633	0020	248	3884	0117	251	4191	0093	250	4338	0093	250



Lester	Nº ZEN	Pg.	Lester	Nº ZEN	Pg.	Lester	Nº ZEN	Pg.	Lester	Nº ZEN	Pg.
4347	0020	248	4949	0093	250	6243	0110	251	6375	0020	248
4385	0093	250	4953	0093	250	6245	0110	251	6378	0110	251
4387	0051	249	4971	0093	250	6246	0097	250	6381	0182	252
4388	0052	249	4972	0093	250	6247	0914	276	6387	0625	265
4389	0093	250	4973	0093	250	6248	0914	276	6388	0888	275
4392	0093	250	4984	0188	253	6249	0097	250	6391	0625	265
4393	0052	249	4987	0110	251	6250	0097	250	6391	0755	269
4398	0093	250	4994	0112	251	6251	0097	250	6401	0752	269
4399	0093	250	4994	1928	306	6252	0097	250	6407	0610	264
4408	0052	249	4995	0112	251	6253	0097	250	6407	0611	264
4500	0052	249	4995	1928	306	6254	0097	250	6409	0611	264
4506	0052	249	4996	0052	249	6255	0914	276	6410	0625	265
4508	0052	249	4997	0097	250	6257	0182	252	6410	0755	269
4509	0052	249	4998	0093	250	6258	0914	276	6413	1189	285
4523	0381	257	4999	0051	249	6259	0097	250	6415	0612	264
4525	0093	250	5311	0188	253	6261	0626	265	6416	0612	264
4537	0093	250	5597	0117	251	6263	0626	265	6418	0612	264
4545	0052	249	5648	0039	248	6272	0626	265	6424	0612	264
4567	0381	257	6147	0052	249	6273	0626	265	6426	0433	259
4573	0093	250	6148	0052	249	6288	0888	275	6431	0611	264
4577	0039	248	6151	0381	257	6300	0611	264	6432	0752	269
4597	0052	249	6157	0052	249	6303	0020	248	6433	0752	269
4600	0110	251	6164	0112	251	6305	0454	260	6443	0611	264
4636	0117	251	6164	1928	306	6307	0433	259	6445	0770	270
4678	0039	248	6171	0381	257	6308	0433	259	6449	0756	269
4723	0052	249	6179	0093	250	6309	0433	259	6452	0774	270
4724	0020	248	6180	0052	249	6310	0433	259	6467	0625	265
4731	0117	251	6181	0051	249	6311	0020	248	6467	0755	269
4732	0117	251	6185	0051	249	6312	0433	259	6468	0629	265
4733	0117	251	6185	0245	254	6313	0433	259	6469	0629	265
4734	0117	251	6188	0051	249	6315	0433	259	6470	0756	269
4747	0117	251	6191	0097	250	6316	0433	259	6471	0774	270
4748	0117	251	6192	0381	257	6317	1189	285	6471	10003	312
4749	0188	253	6197	0097	250	6318	0433	259	6472	0756	269
4828	0093	250	6198	0051	249	6319	0433	259	6473	0783	271
4843	0381	257	6202	0097	250	6327	0433	259	6474	0783	271
4851	0626	265	6203	0110	251	6330	0433	259	6480	0756	269
4882	0051	249	6204	0625	265	6331	0433	259	6481	0770	270
4883	0051	249	6204	0755	269	6339	1189	285	6482	0756	269
4888	0381	257	6208	0110	251	6343	0454	260	6483	0783	271
4893	0051	249	6209	0188	253	6346	0454	260	6491	10003	312
4894	0093	250	6213	0117	251	6348	0625	265	6493	10003	312
4897	0556	262	6219	0879	274	6348	0755	269	6494	10003	312
4898	0093	250	6220	0879	274	6349	0097	250	6500	0182	252
4899	0110	251	6224	0097	250	6352	0110	251	6509	0110	251
4899	1190	285	6225	0097	250	6355	0097	250	6510	0112	251
4906	0093	250	6227	0097	250	6356	0110	251	6510	1928	306
4918	0556	262	6229	0110	251	6360	0097	250	6511	0110	251
4927	0110	251	6230	0110	251	6361	0097	250	6513	0110	251
4930	0110	251	6231	0110	251	6363	0097	250	6515	0182	252
4937	0110	251	6232	0097	250	6370	0110	251	6516	0097	250
4941	0093	250	6233	0097	250	6371	0097	250	6518	0914	276
4943	0112	251	6234	0914	276	6372	0097	250	6519	0051	249
4943	1928	306	6238	0097	250	6373	0097	250	6521	0052	249
4946	0093	250	6242	0097	250	6374	0097	250	6528	0914	276

Lester	Nº ZEN	Pg.	Lester	Nº ZEN	Pg.	Lester	Nº ZEN	Pg.	Lester	Nº ZEN	Pg.
6529	0914	276	6589	0629	265	6707	1928	306	16238	0140	252
6530	0097	250	6590	0629	265	6730	0093	250	16238	0353	257
6538	0110	251	6591	0723	268	6731	0112	251	16242	0184	252
6541	0454	260	6592	0722	268	6731	1928	306	16245	0184	252
6542	0381	257	6593	0649	266	6733	0112	251	16245	0340	256
6543	0093	250	6593	1195	285	6733	1928	306	16245	0498	261
6544	0097	250	6594	0721	268	6736	0977	278	16245	0545	262
6547	0182	252	6595	0629	265	6737	0112	251	16246	0141	252
6548	0110	251	6596	0722	268	6737	1928	306	16246	0351	257
6549	0110	251	6597	0721	268	6738	0977	278	16248	0947	277
6550	0914	276	6598	0722	268	6740	0052	249	16248	1722	297
6551	0110	251	6599	0651	266	6760	0110	251	16248	9186	314
6552	0110	251	6599	1197	285	6762	0110	251	16251	0947	277
6553	0110	251	6600	0649	266	6781	0110	251	16251	1722	297
6554	0110	251	6600	1195	285	11713	1876	304	16254	0342	256
6555	0110	251	6602	0649	266	16109	1188	285	16257	0111	251
6556	0110	251	6602	1195	285	16121	0170	313	16257	0213	253
6557	0097	250	6609	0767	270	16122	0170	313	16260	0184	252
6558	0097	250	6618	0097	250	16164	0414	258	16261	0140	252
6559	0097	250	6619	0110	251	16166	0412	258	16261	0184	252
6560	0756	269	6621	0626	265	16167	0170	313	16261	0353	257
6561	0756	269	6622	0626	265	16168	0170	313	16270	0141	252
6562	0756	269	6623	0626	265	16169	0280	313	16270	0349	257
6563	0756	269	6624	0110	251	16169	0380	313	16270	0351	257
6564	0110	251	6625	0110	251	16173	0412	258	16272	0342	256
6565	0110	251	6626	0914	276	16188	0170	313	16283	1188	285
6566	0097	250	6627	0914	276	16190	0141	252	16284	0412	258
6567	0097	250	6629	0626	265	16194	0351	257	16299	0080	250
6568	0097	250	6630	1205	285	16201	0141	252	16299	0108	251
6569	0110	251	6631	1210	286	16203	0141	252	16299	0139	252
6570	0629	265	6633	1205	285	16203	0351	257	16299	0221	253
6571	1196	285	6634	1205	285	16205	0141	252	16299	0307	255
6572	0649	266	6635	1210	286	16205	0349	257	16313	0015	248
6572	1195	285	6636	0097	250	16207	0141	252	16314	0015	248
6573	0629	265	6637	0110	251	16207	0349	257	16318	0119	251
6574	0722	268	6638	0097	250	16209	0141	252	16319	0119	251
6575	1196	285	6639	0097	250	16210	0144	252	16320	0015	248
6576	0649	266	6646	9705	315	16211	0141	252	16320	0223	253
6576	1195	285	6647	9781	315	16211	0349	257	16321	0080	250
6578	0649	266	6650	0914	276	16215	0140	252	16326	0044	248
6578	1195	285	6659	0381	257	16215	0184	252	16327	0119	251
6579	0651	266	6662	1205	285	16215	0353	257	16328	0080	250
6579	1197	285	6664	1205	285	16217	0327	256	16329	0119	251
6581	0649	266	6666	1205	285	16218	0184	252	16331	0080	250
6581	1195	285	6671	0110	251	16218	0327	256	16332	0044	248
6582	0722	268	6672	0110	251	16220	0327	256	16332	0080	250
6583	1194	285	6681	0182	252	16221	0343	256	16334	0223	253
6584	0649	266	6682	0097	250	16222	0140	252	16336	0223	253
6584	1195	285	6683	0097	250	16222	0353	257	16337	0080	250
6585	0629	265	6684	0110	251	16223	0327	256	16341	0080	250
6586	1196	285	6686	0097	250	16224	0140	252	16344	0223	253
6587	0649	266	6687	0097	250	16224	0353	257	16345	0015	248
6587	1195	285	6688	0097	250	16230	0140	252	16346	0015	248
6588	0649	266	6705	0381	257	16230	0184	252	16353	0108	251
6588	1195	285	6707	0112	251	16230	0353	257	16355	0119	251

Lester	Nº ZEN	Pg.	Lester	Nº ZEN	Pg.	Lester	Nº ZEN	Pg.	Lester	Nº ZEN	Pg.
16356	0223	253	16520	0144	252	16600	1722	297	16708	0450	259
16360	0044	248	16521	0120	251	16600	9186	314	16710	0691	267
16360	0080	250	16522	0144	252	16603	0041	248	16711	0351	257
16362	0223	253	16522	0352	257	16604	0041	248	16715	0216	253
16362	0300	255	16522	0450	259	16606	0155	252	16715	0319	256
16362	0323	256	16524	0144	252	16608	0064	249	16715	0365	257
16365	0028	248	16527	0352	257	16608	0096	250	16720	0144	252
16367	0080	250	16530	0068	250	16608	0322	256	16722	0108	251
16367	0108	251	16530	0222	253	16608	0480	260	16722	0229	254
16369	0035	313	16530	0520	261	16611	0737	268	16727	0292	255
16396	0119	251	16531	0108	251	16612	0947	277	16728	0352	257
16396	0131	251	16532	0307	255	16612	1722	297	16732	0519	261
16401	0068	250	16534	0108	251	16616	0361	257	16732	0554	262
16401	0108	251	16538	0108	251	16617	0361	257	16733	0790	271
16401	0229	254	16539	0068	250	16619	0108	251	16733	9527	315
16401	0307	255	16539	0080	250	16619	0287	254	16735	0947	277
16401	0482	260	16539	0108	251	16619	0482	260	16735	1722	297
16405	0220	253	16539	0307	255	16621	0068	250	16736	0947	277
16405	0222	253	16543	0139	252	16621	0108	251	16736	1722	297
16405	0362	257	16543	0221	253	16623	0068	250	16737	0947	277
16405	0520	261	16543	0857	274	16623	0420	258	16737	1722	297
16407	0080	250	16546	0229	254	16627	0607	264	16739	0946	277
16408	0482	260	16547	0323	256	16629	0434	259	16739	9260	314
16412	0080	250	16550	0108	251	16633	0184	252	16742	0144	252
16412	0108	251	16556	0323	256	16635	0434	259	16742	0352	257
16417	0108	251	16556	0406	258	16637	0184	252	16752	0460	260
16417	0339	256	16557	0108	251	16643	0434	259	16752	0530	262
16418	0108	251	16558	0418	258	16644	0434	259	16755	0248	254
16418	0323	256	16560	0105	251	16646	0184	252	16756	0287	254
16438	0325	256	16560	0301	255	16651	9403	314	16756	0574	263
16440	0080	250	16560	0308	255	16655	0813	272	16759	0947	277
16442	0223	253	16560	0315	255	16658	9302	314	16759	1722	297
16443	0080	250	16560	0367	257	16660	0041	248	16760	0947	277
16443	0108	251	16563	0497	261	16660	0067	249	16760	1722	297
16443	0243	254	16563	0635	265	16660	0155	252	16760	9186	314
16445	0228	254	16565	0392	257	16664	0411	258	16761	0947	277
16445	0319	256	16567	0392	257	16664	0507	261	16761	1722	297
16450	0065	249	16571	0144	252	16665	0411	258	16761	9186	314
16450	0131	251	16578	0947	277	16669	0286	254	16766	0140	252
16462	0108	251	16578	1722	297	16669	0486	261	16766	0353	257
16462	0189	253	16579	0352	257	16670	0150	252	16771	0448	259
16465	0120	251	16579	0382	257	16670	0155	252	16773	0351	257
16466	0183	252	16579	0853	274	16674	0947	277	16774	0499	261
16468	0341	256	16584	0737	268	16674	1722	297	16775	0517	261
16484	0189	253	16586	0947	277	16676	9307	314	16775	0519	261
16488	0244	254	16586	1722	297	16683	0108	251	16781	0068	250
16488	0248	254	16586	9186	314	16684	0108	251	16781	0108	251
16488	0404	258	16588	0144	252	16687	0223	253	16786	0947	277
16499	0349	257	16588	0352	257	16688	0307	255	16786	1722	297
16500	0144	252	16593	0108	251	16689	0108	251	16787	0417	258
16500	0352	257	16593	0120	251	16692	0080	250	16790	0947	277
16514	0352	257	16595	0222	253	16694	0791	271	16790	1722	297
16514	0450	259	16595	0362	257	16696	0341	256	16791	0584	263
16514	0597	264	16597	0248	254	16700	0120	251	16793	0352	257
16519	0144	252	16600	0947	277	16708	0352	257	16794	0352	257

Lester	Nº ZEN	Pg.	Lester	Nº ZEN	Pg.	Lester	Nº ZEN	Pg.	Lester	Nº ZEN	Pg.
16794	0450	259	16883	0498	261	16984	0486	261	17074	0105	251
16795	0426	258	16888	0600	264	16986	0737	268	17074	0225	254
16795	0450	259	16892	0947	277	16990	9302	314	17074	0301	255
16797	0287	254	16892	1722	297	16991	0554	262	17074	0308	255
16797	0574	263	16893	9502	314	16992	0499	261	17074	0315	255
16802	0947	277	16893	9506	315	16997	0737	268	17074	0367	257
16802	1722	297	16895	0947	277	16998	0596	264	17075	0312	255
16803	0791	271	16895	1722	297	16999	0228	254	17075	0366	257
16805	0141	252	16900	0596	264	17002	0947	277	17076	0105	251
16805	0499	261	16901	0815	272	17002	1722	297	17076	0301	255
16809	0790	271	16901	9350	314	17003	0947	277	17076	0308	255
16809	9527	315	16902	0815	272	17003	1722	297	17076	0315	255
16811	0737	268	16902	9350	314	17005	0571	263	17077	0419	258
16816	0793	271	16905	9186	314	17006	0597	264	17083	9307	314
16817	0687	267	16906	0947	277	17007	9307	314	17084	9349	314
16818	0448	259	16906	1722	297	17009	0631	265	17085	0656	266
16821	0947	277	16906	9186	314	17010	0636	265	17087	0376	257
16821	1722	297	16911	0947	277	17011	0482	260	17087	0684	267
16823	0947	277	16911	1722	297	17013	0482	260	17088	0539	262
16823	1722	297	16913	0947	277	17013	0803	272	17088	0792	271
16825	0947	277	16913	1722	297	17016	0420	258	17089	0376	257
16825	1722	297	16914	0815	272	17016	0573	263	17090	0376	257
16826	0947	277	16914	9350	314	17020	0750	269	17090	0684	267
16826	1722	297	16922	0450	259	17020	9307	314	17091	9307	314
16827	0947	277	16933	0596	264	17023	0798	271	17092	0648	266
16827	1722	297	16938	0352	257	17025	0323	256	17093	0310	255
16828	0947	277	16938	0450	259	17027	0947	277	17094	0087	313
16828	1722	297	16939	0595	264	17027	1722	297	17095	0635	265
16829	0947	277	16940	0352	257	17027	9186	314	17101	9186	314
16829	1722	297	16940	0450	259	17028	9186	314	17103	0434	259
16830	9301	314	16941	0352	257	17030	0579	263	17105	0312	255
16831	0947	277	16941	0450	259	17030	0619	265	17105	0366	257
16831	1722	297	16949	0228	254	17031	0108	251	17106	0105	251
16832	0140	252	16952	0482	260	17037	0669	266	17106	0301	255
16832	0353	257	16953	0111	251	17037	0670	267	17106	0308	255
16833	0947	277	16954	0537	262	17038	0630	265	17106	0315	255
16833	1722	297	16954	0857	274	17039	0482	260	17106	0367	257
16834	0947	277	16956	0482	260	17040	0572	263	17108	0035	313
16834	1722	297	16957	0228	254	17043	0857	274	17108	0218	313
16837	0947	277	16960	0815	272	17046	0597	264	17110	9426	314
16837	1722	297	16960	9350	314	17047	0575	263	17111	0407	258
16843	0140	252	16961	0428	259	17057	0517	261	17112	0225	254
16843	0353	257	16963	0532	262	17057	0519	261	17112	0366	257
16843	0832	273	16963	0641	266	17058	0341	256	17113	0367	257
16845	0815	272	16966	0450	259	17061	0108	251	17113	0378	257
16845	9350	314	16971	0450	259	17066	0229	254	17113	0392	257
16858	0352	257	16971	0576	263	17068	0613	264	17114	0447	259
16859	0352	257	16974	0292	255	17071	0150	252	17118	9186	314
16874	0595	264	16975	0815	272	17072	0150	252	17120	0434	259
16877	0351	257	16976	0532	262	17072	0155	252	17122	0108	251
16878	0947	277	16978	9502	314	17073	0105	251	17124	0482	260
16878	1722	297	16980	0482	260	17073	0301	255	17125	0947	277
16879	0830	273	16981	9402	314	17073	0308	255	17125	1722	297
16880	0498	261	16982	0791	271	17073	0315	255	17126	0407	258
16881	9301	314	16984	0286	254	17073	0367	257	17127	0367	257

Lester	Nº ZEN	Pg.	Lester	Nº ZEN	Pg.	Lester	Nº ZEN	Pg.	Lester	Nº ZEN	Pg.
17129	9307	314	17203	0809	272	17295	0517	261	17458	9402	314
17131	0595	264	17205	0815	272	17299	0684	267	17460	0817	272
17132	0596	264	17206	0617	264	17303	0946	277	17460	9492	314
17134	0323	256	17210	0641	266	17303	9260	314	17461	0825	273
17134	0579	263	17212	0450	259	17308	0784	271	17465	0817	272
17135	0482	260	17214	0595	264	17309	0497	261	17465	9492	314
17136	0105	251	17215	9302	314	17318	0764	270	17466	0816	272
17136	0301	255	17216	0750	269	17320	0367	257	17466	9349	314
17136	0308	255	17216	9307	314	17331	0684	267	17467	0801	272
17136	0315	255	17217	0595	264	17332	0427	258	17469	0596	264
17136	0367	257	17219	0561	263	17333	0943	277	17474	0815	272
17138	0844	273	17221	0595	264	17345	0947	277	17478	0595	264
17138	9566	315	17222	0579	263	17345	1722	297	17481	0947	277
17140	0482	260	17222	0799	271	17345	9186	314	17481	1722	297
17142	0808	272	17223	0729	268	17348	9402	314	17485	0816	272
17143	0947	277	17223	0900	275	17349	0434	259	17485	9349	314
17143	1722	297	17225	0482	260	17353	0434	259	17487	0947	277
17144	0287	254	17227	0630	265	17353	0948	277	17487	1722	297
17146	0595	264	17228	0105	251	17354	0140	252	17491	0815	272
17147	0517	261	17228	0301	255	17354	0353	257	17491	9350	314
17147	0519	261	17228	0308	255	17359	9403	314	17508	0482	260
17148	0475	260	17228	0315	255	17362	9459	314	17521	0947	277
17149	0475	260	17228	0367	257	17363	9307	314	17521	1722	297
17150	0630	265	17229	0378	257	17365	9186	314	17527	0815	272
17152	0765	270	17229	0392	257	17368	9307	314	17530	0947	277
17157	0287	254	17230	0105	251	17369	0434	259	17530	1722	297
17157	0482	260	17230	0301	255	17371	0813	272	17534	1211	286
17159	0366	257	17230	0308	255	17374	9186	314	17534	9506	315
17160	0815	272	17230	0315	255	17378	9186	314	17537	0947	277
17160	9350	314	17231	0639	265	17380	9402	314	17537	1722	297
17161	0679	267	17236	0475	260	17381	0946	277	17548	9302	314
17163	0482	260	17237	0475	260	17381	9260	314	17549	1212	286
17164	0482	260	17240	0947	277	17385	9402	314	17549	9632	315
17165	0482	260	17240	1722	297	17386	0434	259	17559	0825	273
17166	0617	264	17242	1213	286	17388	9402	314	17560	0852	274
17170	1211	286	17244	9426	314	17390	9302	314	17561	0825	273
17171	0947	277	17246	0711	268	17391	9402	314	17563	0852	274
17171	1722	297	17246	0828	273	17393	9402	314	17564	0597	264
17176	0596	264	17251	0947	277	17394	9302	314	17565	0765	270
17178	0793	271	17251	1722	297	17399	9402	314	17574	1212	286
17180	0711	268	17252	0809	272	17406	0482	260	17574	9632	315
17181	0450	259	17253	0809	272	17407	0482	260	17576	0482	260
17183	0573	263	17254	9186	314	17408	0482	260	17579	9307	314
17184	0105	251	17256	0947	277	17410	0630	265	17580	0519	261
17184	0301	255	17256	1722	297	17414	0223	253	17592	0595	264
17184	0308	255	17258	0392	257	17415	0799	271	17600	9302	314
17184	0315	255	17263	1211	286	17416	0729	268	17605	0773	270
17184	0367	257	17263	9506	315	17417	0900	275	17606	9186	314
17184	0648	266	17266	0595	264	17420	0947	277	17609	9402	314
17185	0595	264	17273	1212	286	17420	1722	297	17611	9402	314
17194	0617	264	17273	9504	315	17422	0947	277	17613	9402	314
17196	0687	267	17276	0803	272	17422	1722	297	17614	9402	314
17197	0750	269	17281	0630	265	17425	0712	268	17618	0948	277
17197	9307	314	17288	0450	259	17437	0758	270	17622	10048	315
17201	0815	272	17294	0539	262	17454	0634	265	17624	0948	277

Lester	Nº ZEN	Pg.
17625	0948	277
17633	0948	277
17639	0155	252
17640	0155	252
17641	0067	249
17641	0155	252
17642	0134	251
17644	0155	252
17644	0286	254
17645	0155	252
17646	0096	250
17647	0096	250
17647	0480	260
17648	0286	254
17648	0486	261
17649	0150	252
17649	0155	252
17650	0150	252
17651	0150	252
17651	0155	252
17652	0150	252
17652	0155	252
17653	0155	252
17653	0486	261
17654	0286	254
17662	0450	259
17664	0482	260
17667	0787	271
17670	0803	272
17683	0712	268
17685	0712	268
17687	1211	286
17698	0630	265
17699	0482	260
17715	1211	286
17716	1211	286
17774	1211	286
17777	1211	286
17801	1608	292
17872	1876	304
18020	0117	251
18020	0776	270
18021	0117	251
18021	0776	270
18022	0188	253
18024	0419	258
18026	0366	257
18028	0392	257
18029	0105	251
18029	0308	255
18029	0315	255
18030	0105	251
18030	0308	255
18030	0315	255
18030	0648	266

Lester	Nº ZEN	Pg.
18031	0310	255
18032	0105	251
18032	0301	255
18032	0308	255
18032	0315	255
18032	0367	257
18033	0105	251
18033	0308	255
18033	0315	255
18033	0648	266
18035	0814	272
18038	0188	253
18039	0035	313
18053	0790	271
18053	9527	315
18054	0790	271
18054	9527	315
18056	0832	273
18061	0790	271
18061	9527	315
18064	0376	257
18064	0684	267
18067	0792	271
18092	0601	264
18093	0601	264
18097	0144	252
18100	0894	275
18110	0429	259
18111	0105	251
18111	0301	255
18111	0308	255
18111	0315	255
18113	0218	313
18117	0087	313
18120	0447	259
18121	0366	257
18122	0118	251
18151	9301	314
18154	9307	314
18162	0584	263
18181	0947	277
18181	1722	297
18182	0947	277
18182	1722	297
18190	9301	314
18191	0894	275
18193	0850	273
18204	0785	271
18206	0644	266
18207	0644	266
18208	0785	271
18216	0691	267
18218	0644	266
18220	0087	313
18221	0218	313

Lester	Nº ZEN	Pg.
18222	0087	313
18225	0218	313
18229	0105	251
18229	0301	255
18229	0308	255
18229	0315	255
18229	0367	257
18230	0929	276
18233	0638	265
18236	0378	257
18237	0105	251
18237	0301	255
18237	0308	255
18237	0315	255
18237	0367	257
18250	0367	257
18253	0087	313
18254	0418	258
18255	0781	271
18257	0218	313
18259	0118	251
18259	0418	258
18262	0286	254
18262	0486	261
18264	0480	260
18272	0948	277
18295	0785	271
18298	0684	267
18305	0536	262
18305	1191	285
18312	0737	268
18322	0832	273
18330	0749	269
18416	0773	270
18648	0749	269
18928	0776	270
19195	1876	304
19981	1876	304
30011	0776	270
30019	0776	270
32949	0776	270
3508M	0020	248
3510M	0020	248
62042662A	9702	315
Lifan	Nº ZEN	Pg.
101BMP2991	0188	253
101BMP2992	0930	276
Lucas	Nº ZEN	Pg.
27330	0445	259
220400	0858	274
229278	1622	292
250698	0171	313
291484	0041	248
TDB045	0045	249
TDB070	0010	248

Lucas	Nº ZEN	Pg.
TDB441	0747	269
TDB974	0770	270
TLB111	0280	313
TLB111	0380	313
TLB112	0170	313
TLB165	0041	248
TMB008	0854	274
TMB009	0779	271
TMB022	0837	273
TMB042	0855	274
TMB052	0866	274
TMB066	0846	273
TMB100	0150	252
TMB101	0064	249
TMB102	0286	254
TMB103	0506	261
TMB104	0322	256
TMB105	0067	249
TMB106	0615	264
TMB108	0507	261
TMB115	0096	250
TMB116	0398	258
TMB118	0485	261
TMB120	0155	252
TMB121	0486	261
TMB124	0411	258
TMB125	0134	251
TMB130	0594	263
TMB148	0480	260
TMB150	0218	313
TMB150	0449	259
TMB156	0087	313
TMB167	0823	273
TMB171	0821	272
TMB173	1475	288
TMB174	0822	272
TMB182	0820	272
TMB196	0863	274
TMB208	0796	271
TMB211	0189	253
TMB263	0287	254
TMB265	0574	263
TMB266	0570	263
TMB275	0647	266
TMB276	0657	266
TMB281	0775	270
TMB350	1192	285
TMB401	0163	252
TMB404	0221	253
TMB411	0323	256
TMB419	0046	249
TMB420	0080	250
TMB421	0068	250
TMB427	0319	256
TMB439	0229	254

Lucas	Nº ZEN	Pg.	Lucas	Nº ZEN	Pg.	Lucas	Nº ZEN	Pg.	Lucas	Nº ZEN	Pg.
TMB448	0108	251	26241399	1707	296	54247184	0398	258	85541220010	2026	312
TMB450	0361	257	26242815	1731	297	54247187	0096	250	<b>Lucas Indiel</b>	<b>Nº ZEN</b>	<b>Pg.</b>
TMB454	0420	258	26245621	1716	296	54247188	0064	249	220198	0915	276
TMB455	0482	260	26253081	1502	289	54247389	0486	261	220206	0826	273
TMB471	0228	254	26253237	1526	289	54247393	0480	260	220210	1134	283
TMB474	0639	265	26253397	1507	289	54247396	0411	258	220270	1133	283
TMB475	0851	273	26253621	1518	289	54247397	0134	251	220310	0978	278
TMB480	0108	251	26256097	1516	289	54248606	0594	263	220400	0624	265
TMB482	0065	249	26256287	1509	289	54249032	0412	258	220401	0801	272
TMB483	0111	251	26256545	1504	289	54249035	0414	258	220402	0825	273
TMB484	0044	248	26256675	1717	297	54249041	0412	258	220406	1003	279
TMB486	0191	253	26257341	1615	292	54249043	0412	258	220407	1023	280
TMB487	0192	253	35259278	1622	292	54252212	0170	313	220408	1024	280
TMB554	0475	260	54240293	0280	313	54252215	0280	313	220409	1031	280
TMB566	0520	261	54240293	0380	313	54252215	0380	313	220414	1069	281
TMB570	0482	260	54240294	0280	313	54256984	0322	256	220415	1070	282
TMB584	0745	269	54240294	0380	313	54257675	0506	261	220416	1072	282
TMB585	0799	271	54240295	0280	313	54258190	0064	249	220418	1109	283
TMB620	0213	253	54240295	0380	313	54259688	0067	249	220419	1117	283
TMM901	0786	271	54240795	0064	249	54259800	0322	256	220421	1153	283
TMM990	0890	275	54242044	0507	261	54261658	0280	313	220423	1168	284
TNB010	0729	268	54242330	0280	313	54261658	0380	313	220424	1169	284
TNB044	0028	248	54242330	0380	313	54262658	0412	258	220425	1170	284
TNB108	0155	252	54243657	0412	258	54267004	0502	261	220427	1194	285
TNB137	1188	285	54243741	0485	261	54267317	0449	259	220434	1478	288
TNB142	0412	258	54243781	0286	254	54267478	0502	261	220441	1561	290
TNB145	0414	258	54243783	0096	250	54268139	0480	260	220443	1576	291
TNB147	0412	258	54243848	0064	249	54268140	0541	262	220445	1597	291
TNB149	0412	258	54244389	0041	248	54268141	0155	252	220625	0990	279
TNB159	0502	261	54244686	1188	285	54268142	0486	261	221167	0823	273
TNB165	0155	252	54244938	0150	252	54268565	0557	262	221192	0458	260
TNB167	0541	262	54245201	1188	285	54290474	0591	263	221263	0287	254
TNB169	0486	261	54245341	1188	285	54290585	0480	260	221291	0461	260
TNB172	0557	262	54246005	1188	285	54290840	0821	272	221292	0656	266
TNB173	0591	263	54246252	0412	258	54291735	0820	272	221293	0787	271
TNB176	0960	278	54246285	0150	252	54291911	0823	273	221294	0747	269
TNB402	0085	250	54246340	0398	258	54292179	0960	278	221411	0323	256
TNB407	0105	251	54246654	0150	252	54292464	0863	274	221421	0068	250
TNB408	0497	261	54246661	0064	249	54292929	0822	272	221480	0108	251
TNB439	0118	251	54246662	0286	254	54294813	0975	278	221482	0065	249
TNB445	0043	248	54246663	0506	261	54294922	0155	252	221483	0111	251
TNB460	0024	248	54246724	0322	256	60251022	0280	313	221484	0044	248
TNB461	0034	248	54246725	0067	249	60251022	0380	313	221486	0191	253
TNB463	0025	248	54246727	0615	264	60600024	0155	252	221487	0192	253
TNB674	0748	269	54246729	0507	261	60600038	0486	261	221491	0709	268
TWB235	0104	250	54246738	0096	250	60600050	0286	254	221493	0115	251
TWB240	0125	251	54246739	0398	258	60600066	0150	252	221601	0213	253
TWB245	0186	253	54246741	0485	261	60600077	0411	258	221710	0010	248
TWB246	0329	256	54246896	0096	250	60600078	0134	251	221711	0045	249
TWB247	0328	256	54246989	0322	256	60600210	0064	249	221830	0397	258
TWB251	0293	255	54247034	0155	252	66241474	0917	276	221831	0744	269
TWB254	0505	261	54247036	0155	252	66241583	0908	275	221832	0713	268
TWB2520	0294	255	54247077	1188	285	66241709	0918	276	221833	0407	258
11123205	1613	292	54247179	0414	258	2WO911335	1092	282	221901	0443	259
26241018	1682	295	54247181	1188	285	85540681010	1477	288	221902	0731	268

Lucas Indiel	Nº ZEN	Pg.	Lucas Indiel	Nº ZEN	Pg.	Lucas Indiel	Nº ZEN	Pg.	Lucas Indiel	Nº ZEN	Pg.
221903	0050	249	223204	0087	313	223332	0641	266	224037	0937	277
221904	0609	264	223205	0150	252	223333	0752	269	224038	0938	277
221905	0714	268	223211	0182	252	223409	0039	248	224062	0962	278
221911	0605	264	223212	0188	253	223464	0184	252	224072	0972	278
222402	0085	250	223222	0228	254	223467	0189	253	224075	0975	278
222407	0105	251	223223	0243	254	223481	0215	253	224076	0976	278
222419	0218	313	223224	0248	254	223482	0216	253	224078	0978	278
222421	0087	313	223226	0286	254	223486	0222	253	224090	0990	279
222422	0089	313	223227	0291	254	223505	0245	254	224091	0991	279
222439	0118	251	223228	0293	255	223555	0304	255	224097	0997	279
222460	0024	248	223231	0315	255	223561	0310	255	224098	0998	279
222461	0034	248	223232	0319	256	223569	0320	256	224099	0999	279
222463	0025	248	223235	0340	256	223573	0325	256	226660	1623	292
222495	0497	261	223236	0352	257	223585	0341	256	227326	0183	252
222501	0769	270	223237	0376	257	223602	0362	257	227327	0158	252
222503	0925	276	223240	0394	257	223605	0365	257	227330	0445	259
222514	0890	275	223241	0395	258	223644	0426	258	227331	0160	252
222525	0630	265	223244	0404	258	223657	0447	259	227332	0161	252
222901	0440	259	223249	0420	258	223659	0454	260	227336	0461	260
223101	0006	248	223250	0448	259	223664	0461	260	227336	0462	260
223102	0020	248	223252	0450	259	223709	0528	262	227339	0238	254
223103	0028	248	223254	0453	260	223745	0570	263	227344	0463	260
223104	0035	313	223256	0460	260	223746	0572	263	227632	0120	251
223105	0036	313	223259	0475	260	223747	0573	263	227783	0467	260
223111	0097	250	223261	0482	260	223751	0580	263	227785	0468	260
223117	0348	256	223262	0486	261	223755	0584	263	227796	0740	269
223119	0520	261	223265	0496	261	223763	0594	263	227799	0742	269
223120	0575	263	223266	0502	261	223764	0595	264	227814	0102	250
223121	0729	268	223270	0533	262	223766	0597	264	227816	0492	261
223122	0745	269	223271	0540	262	223782	0619	265	227911	0771	270
223124	0786	271	223274	0579	263	223787	0629	265	227951	0741	269
223125	0799	271	223277	0603	264	223788	0632	265	227965	0743	269
223126	0837	273	223278	0610	264	223789	0633	265	228042	0389	257
223127	0846	273	223279	0612	264	223790	0634	265	228099	0441	259
223128	0866	274	223285	0631	265	223791	0635	265	228131	0162	252
223137	0013	248	223290	0720	268	223792	0636	265	228133	0467	260
223138	0015	248	223291	0732	268	223795	0639	265	228134	0469	260
223140	0022	248	223293	0748	269	223801	0646	266	228135	0740	269
223145	0032	313	223294	0770	270	223808	0657	266	228136	0742	269
223153	0051	249	223295	0796	271	223854	0706	268	228137	0741	269
223164	0064	249	223296	0805	272	223900	0775	270	228138	0743	269
223165	0067	249	223297	0806	272	223908	0784	271	228139	0468	260
223176	0080	250	223299	1208	286	223918	0797	271	228141	0155	252
223181	0088	313	223302	0838	273	223919	0798	271	228204	0438	259
223185	0093	250	223305	0855	274	223920	0800	272	228205	0439	259
223187	0096	250	223307	0779	271	223926	0808	272	228229	0753	269
223188	0101	250	223311	0366	257	223927	0809	272	228266	0772	270
223190	0110	251	223312	0367	257	223960	0852	274	228368	0762	270
223191	0112	251	223313	0378	257	223965	0861	274	228384	0762	270
223191	1928	306	223315	0571	263	223976	0875	274	228396	0860	274
223192	0114	251	223317	0131	251	223979	0879	274	229023	1635	293
223193	0117	251	223320	0223	253	224000	0900	275	229027	0978	278
223197	0133	251	223321	0292	255	224006	0906	275	229033	0991	279
223199	0140	252	223322	0351	257	224035	0935	276	229278	1622	292
223201	0144	252	223329	0532	262	224036	0936	277	229697	1726	297



Lucas Indiel	Nº ZEN	Pg.
229773	1091	282
229873	1090	282
229902	1636	293
229912	1637	293
229916	1602	291
229938	1596	291
229979	0932	276
229983	1026	280
229984	1027	280
229985	0942	277
229988	0836	273
229989	0965	278
K01554	1647	293
1018679	0183	252
4A54440	0161	252
32557814	0102	250
35255553	0244	254
35255870	0102	250
35256654	0441	259
35256777	0238	254
35256861	0102	250
35257090	0162	252
35257326	0244	254
35257330	0445	259
35257331	0160	252
35257332	0161	252
35257336	0462	260
35257340	0162	252
35257521	0467	260
35257525	0468	260
35257650	0469	260
35257707	0459	260
35257783	0467	260
35257798	0740	269
35257802	0742	269
35257814	0102	250
35257816	0492	261
35257820	0441	259
35257824	0868	274
35257911	0771	270
35257952	0741	269
35257963	0743	269
35258131	0162	252
35258133	0467	260
35258135	0740	269
35258136	0742	269
35258137	0741	269
35258138	0743	269
35258139	0468	260
35258229	0753	269
35258266	0772	270
35258384	0762	270
35258393	0469	260
35258396	0860	274
35259027	0978	278

Lucas Indiel	Nº ZEN	Pg.
35259033	0991	279
35259037	0983	278
35259278	1622	292
35259697	1726	297
35259873	1090	282
35259902	1636	293
35259916	1602	291
35259938	1596	291
35259978	1651	293
35260198	0915	276
35260202	0915	276
35260206	0826	273
35260280	0916	276
35260290	0945	277
35260310	0978	278
35260500	0991	279
35260590	0983	278
35260625	0990	279
35260810	0978	278
35260832	1595	291
35260838	1648	293
35260875	1523	289
35260932	1092	282
35260958	1604	291
35260967	1684	295
35260975	1621	292
35260999	1623	292
35261112	1617	292
35261134	1603	291
35261299	1596	291
35261302	1091	282
35261303	1092	282
35261527	1603	291
35261625	1719	297
35261899	1785	300
35261976	1713	296
35262227	0916	276
35262929	1617	292
4A504187	0160	252
54291022	1475	288
58351424	0158	252
Lucas TVS	Nº ZEN	Pg.
26242763	1799	300
26247643	1854	303
Magneti Marelli	Nº ZEN	Pg.
AMB0453	1175	284
85541220	2026	312
85553621	1902	305
Magneton	Nº ZEN	Pg.
8014251	0902	275
443930154210	0902	275
443930154211	0902	275
443937150860	0892	275
Mahindra	Nº ZEN	Pg.
4001115632A	1615	292

Mahle	Nº ZEN	Pg.
MSX52	1700	296
MSX164	1994	310
MSX280	2021	312
MSX329	2027	312
MSX602	1980	309
MSX656	1699	296
MSX689	2021	312
MSX724	1979	309
MSX734	1616	292
MSX977	2012	311
MSX1160	2011	311
MSX1162	2007	311
MSX1183	2013	311
MSX1277	2009	311
Man	Nº ZEN	Pg.
51262090008	12839	316
Mazda	Nº ZEN	Pg.
022224722	0144	252
029024830	0184	252
060423710	0341	256
134624709	0341	256
175723709	0144	252
489324722	0426	258
808824722	0352	257
859924740	0957	277
859924740	12658	316
859924740	12659	316
AM1518X25	0595	264
B30118400	0636	265
B30118X45	0636	265
B63018X45	0450	259
E35618X45	0450	259
F21418X25	0596	264
H83318X45	0352	257
F8RU88D004	1646	293
Mercedes Benz	Nº ZEN	Pg.
0001515813	0221	253
0001516513	1111	313
0001517013	0105	251
0001517013	1364	287
0001517913	1180	284
0001519701	1180	284
0001519713	1180	284
0011511813	1038	280
0011512113	1485	288
0011513213	1038	280
3431517113	0025	248
3431517113	0034	248
A0001516513	1111	313
Mercury Marine	Nº ZEN	Pg.
685753	1673	294
Mitsuba	Nº ZEN	Pg.
SM13	0751	269
5485502	1849	303
SH07118	1849	303

Mitsuba	Nº ZEN	Pg.
M191X68785	1563	290
31204PD1003	0815	272
Mitsubishi	Nº ZEN	Pg.
1X18	1771	299
6Z12	1876	304
K300	0144	252
K309	0340	256
K320	0144	252
12071	0595	264
12471	0595	264
15171	1680	295
15471	1764	299
15871	1706	296
16171	0600	264
19971	1764	299
40571	1876	304
68971	1063	281
75571	1047	281
78971	1918	306
90571	1808	301
93971	1063	281
94271	2000	310
MD02052	0144	252
092441971	1933	307
MD312858	1024	280
MD600679	0144	252
MD602052	0144	252
MD602059	0327	256
MD602678	0144	252
MD602678	0327	256
MD602679	0144	252
MD604047	0184	252
MD604047	0341	256
MD604048	0184	252
MD604080	0184	252
MD607283	0352	257
MD607540	1043	280
MD607789	12812	316
MD607791	1047	281
MD607894	0450	259
MD608273	0352	257
MD611211	0595	264
MD611372	0450	259
MD618963	1024	280
MD619204	1567	290
MD620980	1839	302
ME700121	0957	277
ME700121	12658	316
ME700121	12659	316
ME700972	1046	281
ME701487	0887	275
ME701648	0887	275
ME701651	0887	275
MM502529	9426	314
MM502531	1043	280

Mitsubishi	Nº ZEN	Pg.
241894471	1921	306
MD6020599	0144	252
N31818X25	1702	296
23314T9000	0957	277
23314T9000	12658	316
23314T9000	12659	316
M001T73283	0595	264
M191T12070	0595	264
M191T12071	0595	264
M191T12171	0596	264
M191T12271	0597	264
M191T12272	0597	264
M191T12471	0595	264
M191T12571	0711	268
M191T12671	0679	267
M191T12871	0617	264
M191T12971	1592	291
M191T13271	0596	264
M191T13471	0712	268
M191T13571	0758	270
M191T13671	0806	272
M191T14271	0801	272
M191T14371	0825	273
M191T14671	0806	272
M191T15071	1024	280
M191T15171	1680	295
M191T15271	1761	298
M191T15871	1706	296
M191T16171	0600	264
M191T16771	1018	279
M191T16971	1018	279
M191T18271	0806	272
M191T19071	1538	289
M191T19271	1774	299
M191T22071	0450	259
M191T22271	0584	263
M191T22371	0450	259
M191T22471	0836	273
M191T22571	0853	274
M191T22771	0450	259
M191T22871	0584	263
M191T22971	0450	259
M191T23071	0450	259
M191T23171	0584	263
M191T23371	1727	297
M191T23471	0450	259
M191T26171	0519	261
M191T26771	0636	265
M191T30171	0144	252
M191T30971	0144	252
M191T30972	0144	252
M191T30973	0144	252
M191T30974	0352	257
M191T31071	0426	258
M191T32271	0427	258

Mitsubishi	Nº ZEN	Pg.
M191T33071	0144	252
M191T33371	0352	257
M191T34071	0352	257
M191T35171	0352	257
M191T35271	0426	258
M191T41271	1909	305
M191T41971	1933	307
M191T57072	1924	306
M191T57081	1924	306
M191T57083	1924	306
M191T65571	0670	267
M191T66271	0669	266
M191T68071	1024	280
M191T68771	1563	290
M191T76081	0801	272
M191T78871	1990	310
M191T90271	1808	301
M191T93971	1063	281
M191T94071	1661	294
M191T94571	2022	312
M191T96571	1807	301
M191X15871	1706	296
M191X16371	1702	296
M191X16771	1018	279
M191X16971	1018	279
M191X18971	1945	307
M191X19971	1764	299
M191X243BT	1801	300
M191X41271	1909	305
M191X42471	1916	306
M191X67571	0887	275
M191X67585	0887	275
M191X67685	0887	275
M191X67771	0887	275
M191X67871	0887	275
M191X67885	0887	275
M191X68071	1024	280
M191X68171	1563	290
M191X68271	0887	275
M191X68471	1567	290
M191X68671	0887	275
M191X69271	1903	305
M191X69671	1904	305
M191X93571	0887	275
M191X94271	2000	310
M191X94471	1921	306
M191X95971	1906	305
M191Y57081	1924	306
M357T70171	1043	280
M357T70771	1043	280
M357T71671	12658	316
M357T71671	12659	316
M357T72671	1046	281
M357T72672	1046	281
M357T73171	0957	277

Mitsubishi	Nº ZEN	Pg.
M357T73571	1853	303
M357T75571	1047	281
M357T76171	0957	277
M357T76171	12658	316
M357T76171	12659	316
M357T77371	0957	277
M357T78371	1918	306
M357X72672	1046	281
M357X73571	1853	303
M357X78871	1990	310
M357X85273	1046	281
M605X23471	9426	314
M605X25771	9426	314
M605X26971	9791	315
M605X27971	12660	316
M605X31971	0957	277
M605X31971	12658	316
M605X31971	12659	316
M605X32471	9426	314
M605X34971	9495	314
M605X36171	12660	316
M605X64571	12657	316
M605X65171	12812	316
M191T602052	0144	252
M191T602059	0144	252
M191YT41971	1933	307
M357T707971	1043	280
Motorcraft	Nº ZEN	Pg.
SDE354	1019	280
MYR	Nº ZEN	Pg.
0110	12683	320
0128	12690	320
0141	12675	320
0144	12684	320
0146	12687	320
0147	12682	320
0149	12686	320
1015	12685	320
1019	12681	320
1037	12689	320
7056	12693	321
7080	12694	321
7147	12695	321
Nashville	Nº ZEN	Pg.
4520100	0439	259
45210100	0438	259
Nikko	Nº ZEN	Pg.
0230001030	0894	275
0230001031	0894	275
0230001050	0894	275
0230001070	0894	275
0230001071	0894	275
0230001080	0894	275
0235000350	0895	275
0235000353	0895	275

Nikko	Nº ZEN	Pg.
1235000010	0894	275
Nippon	Nº ZEN	Pg.
0280906580	1555	290
0280996580	1555	290
0283001800	1957	308
0283002200	1957	308
0283005490	1957	308
0283005710	1957	308
0283006210	1957	308
0283007610	1863	303
0283007670	1864	303
0283007680	1863	303
0283007860	1863	303
0283007940	0818	272
0283008100	1863	303
Nippondenso	Nº ZEN	Pg.
028300085	0327	256
0283000800	0327	256
0280906580	1211	286
0280992700	0921	276
0280993088	9186	314
0280993090	9186	314
0280993210	9403	314
0280993230	9302	314
0280993270	9402	314
0280993310	9301	314
0280993380	9307	314
0280993400	9260	314
0280993910	9678	315
0280995590	12609	316
0280996200	9459	314
0280996260	9307	314
0280996300	9307	314
0280996310	9349	314
0280996550	12609	316
0280996580	1211	286
2830000010	1201	285
0283000660	0140	252
0283000800	0327	256
0283000801	0327	256
0283000830	0341	256
0283000831	0341	256
0283000851	0184	252
0283000891	0549	262
0283000901	0140	252
0283000911	0140	252
0283001020	0184	252
0283001280	0434	259
0283001390	0343	256
0283001540	0184	252
0283001542	0184	252
0283001600	0947	277
0283001600	1722	297
0283001601	0947	277
0283001601	1722	297

Nippondenso	Nº ZEN	Pg.	Nippondenso	Nº ZEN	Pg.	Nissan	Nº ZEN	Pg.	Nissan	Nº ZEN	Pg.
0283001602	0947	277	0283005430	10049	316	2331211M00	0790	271	2331429002	0901	275
0283001602	1722	297	0283005450	9402	314	233121E400	1021	280	233540B710	1019	280
0283001603	0947	277	0283005720	0950	277	2331221000	0141	252	2335410T00	1947	308
0283001603	1722	297	0283005800	0951	277	2331221005	0141	252	2335410T00	2015	311
0283001603	9186	314	283005820	0830	273	2331231U00	1016	279	2335411M00	1200	285
0283001660	0434	259	0283005850	0576	263	2331231U01	1017	279	2335416E01	1207	286
0283001690	0327	256	0283006000	0773	270	2331236A00	0793	271	2335420R10	0596	264
0283001780	0607	264	0283006070	0809	272	2331237502	0448	259	2335430R10	0679	267
0283001790	0947	277	0283006190	9349	314	2331237504	0448	259	2335442L10	0450	259
0283001790	1722	297	283006680	0808	272	2331242670	0595	264	2335442L11	0450	259
0283001791	0947	277	283006860	0750	269	2331242L60	0634	265	2335442L70	0595	264
0283001791	1722	297	0283006940	0947	277	2331243601	0141	252	2335453J11	0711	268
0283001800	0947	277	0283006940	1722	297	2331243G00	1862	303	23354N5912	1043	280
0283001800	1722	297	0283006960	0809	272	2331250Y01	1020	280	23354T5000	0853	274
0283001811	9349	314	0283006990	0818	272	2331276201	0448	259	23354V0700	0790	271
0283001840	0946	277	0283007160	1213	286	2331290J00	0863	274	2335704E10	0595	264
0283001841	0946	277	0283007170	0818	272	2331293J00	1062	281	2335720H12	9495	314
0283001841	9260	314	283007270	0816	272	23312AA000	0600	264	23357M4901	9528	315
0283001842	0946	277	0283007530	0948	277	23312AA050	1018	279	23357N5900	9488	314
0283001860	0813	272	0283007710	0773	270	23312C0600	0429	259	23357W1011	9426	314
0283001870	0342	256	0283007711	0773	270	23312D0100	0499	261	23357W1700	9527	315
0283001930	0339	256	283007720	0817	272	23312E3000	0141	252	23312M15001	0382	257
0283001951	0140	252	0283007910	1213	286	23312E3010	0144	252	233312KA050	0517	261
0283002000	0947	277	0283007990	0818	272	23312E3300	0141	252	233312V0601	0448	259
0283002000	1722	297	0283008100	10049	316	23312E6000	0141	252	<b>OMC</b>	<b>Nº ZEN</b>	<b>Pg.</b>
0283002011	9301	314	0283008550	10049	316	23312E6700	0349	257	385949	1673	294
0283002100	0545	262	0283008600	10049	316	23312E6800	0351	257	<b>Onan</b>	<b>Nº ZEN</b>	<b>Pg.</b>
0283002110	0947	277	0283008870	1734	297	23312E6801	0351	257	1911087	0427	258
0283002110	1722	297	0283009541	1841	302	23312H5000	0349	257	1911443	12660	316
0283002111	0947	277	0283010020	1211	286	23312H5001	0349	257	1911953	0943	277
0283002111	1722	297	0283010060	1212	286	23312H6700	0349	257	<b>Pal</b>	<b>Nº ZEN</b>	<b>Pg.</b>
0283002270	0947	277	0283711980	12609	316	23312H6900	0349	257	932208	0902	275
0283002270	1722	297	0283715730	9678	315	23312H9100	0737	268	443937150171	0831	273
0283003320	0341	256	0283716190	12609	316	23312J2003	0580	263	<b>Paris Rhone</b>	<b>Nº ZEN</b>	<b>Pg.</b>
0283003321	0341	256	0283716490	9506	315	23312KA050	0517	261	013610	0287	254
0283003350	0140	252	0283717060	9678	315	23312M1500	0382	257	54457	0458	260
0283003490	0339	256	2801113060	0841	273	23312M1501	0382	257	55105	0217	253
0283003570	0498	261	2801154070	1215	286	23312M4901	0737	268	70672	0217	253
0283003571	0498	261	2801174070	1211	286	23312M4902	0791	271	076980	0248	254
0283003590	0343	256	280210N080	1816	301	23312M8000	0517	261	078862	0189	253
0283003630	0947	277	2810054310	0921	276	23312M8101	0554	262	092079	0189	253
0283003630	1722	297	<b>Nissan</b>	<b>Nº ZEN</b>	<b>Pg.</b>	23312N0900	0141	252	093297	0189	253
0283003631	0947	277	4169960	0608	264	23312N3300	0351	257	093623	0248	254
0283003631	1722	297	4226442	0608	264	23312N5900	0737	268	95464	0285	254
0283003690	9402	314	4474695	0608	264	23312N5903	0737	268	95956	0216	253
0283003880	0686	267	4475032	0608	264	23312T9000	0901	275	95990	0215	253
0283004011	1097	282	212025001	0448	259	23312T9003	0901	275	096118	0189	253
0283004081	1097	282	212045002	0448	259	23312U6000	0351	257	097062	0248	254
0283004082	1097	282	233120990	0141	252	23312V0601	0448	259	97584	0463	260
0283004160	0947	277	233542L70	0595	264	23312V5301	0737	268	99738	0571	263
0283004160	1722	297	2354V0700	0790	271	23312V5302	0737	268	99931	0287	254
283004320	0765	270	23300H6000	0349	257	23312V6000	0351	257	99931	1187	284
0283004390	0576	263	2331210600	0141	252	23312VK501	1990	310	103066	0117	251
0283004410	0498	261	2331210605	0141	252	23312Y0511	0352	257	103611	0570	263
0283005400	0841	273	2331210G00	0790	271	23312Y0700	0351	257	103624	0530	262

Paris Rhone	Nº ZEN	Pg.	Prestolite	Nº ZEN	Pg.	Remy	Nº ZEN	Pg.	Remy	Nº ZEN	Pg.
103790	0463	260	35258669	12682	320	D2042	0093	250	1877355	0568	263
105325	0461	260	35258853	12686	320	D2042	0568	263	1878079	1216	313
105538	0656	266	35259278	1622	292	D2043	0566	263	1881636	1216	313
105540	0646	266	35259465	12684	320	D2047	0610	264	1883768	0032	313
106140	0574	263	35259859	12687	320	D2048	0611	264	1887463	1216	313
180826	0647	266	35259915	12688	320	D2049	0020	248	1889129	0054	249
180827	0961	278	35259952	12675	320	D2050	0612	264	1892899	0052	249
181068	0657	266	35259959	12692	320	D2054	1195	285	1892899	0567	263
182412	0775	270	35260835	2003	311	D2107	0051	249	1893560	0097	250
183917	0574	263	35260975	1621	292	D4123	0051	249	1893561	0914	276
184448	0775	270	35260999	1623	292	F2003	0205	253	1893562	0182	252
184530	0961	278	35261035	0945	277	F2004	0053	249	1894211	0110	251
185182	0656	266	35261303	1092	282	S5894	0454	260	1894212	0626	265
186020	0747	269	35261543	1647	293	113218	1880	304	1894213	0097	250
594029	0775	270	35262268	1784	300	0800026	0052	249	1894214	0182	252
594031	0775	270	35263275	1977	309	0800069	0182	252	1894216	0182	252
<b>Polaris</b>	<b>Nº ZEN</b>	<b>Pg.</b>	DRA3002D	0767	270	0800071	0182	252	1894220	0556	262
3084981	0751	269	M93R3001SE	1881	304	800965	0381	257	1894221	0555	262
3240120	0749	269	<b>Raisman</b>	<b>Nº ZEN</b>	<b>Pg.</b>	830620	0110	251	1904170	1216	313
4060119	0749	269	MM90200	1672	294	830621	0626	265	1909204	1216	313
<b>Porsche</b>	<b>Nº ZEN</b>	<b>Pg.</b>	OM90050	1656	294	830622	1190	285	1909514	0188	253
21301502	0790	271	OM90070	1668	294	A43652	0112	251	1912766	1216	313
213065001	0790	271	OM90090	1673	294	A43652	1928	306	1913587	1216	313
213075004	0790	271	OM900V4	1671	294	DR2000	0243	254	1913589	1216	313
2331211M00	0790	271	OM90100	1669	294	DR2001	0243	254	1914341	0117	251
23354V0700	0790	271	OM90150	1669	294	DR2003	0243	254	1918079	0188	253
21013708620	0213	253	OM900V49	1670	294	ESP281	1605	291	1918219	1216	313
CT2213708600	0213	253	<b>Remy</b>	<b>Nº ZEN</b>	<b>Pg.</b>	1108481	0020	248	1918866	0117	251
<b>Prestolite</b>	<b>Nº ZEN</b>	<b>Pg.</b>	C2000	0054	249	1109625	0110	251	1920669	0188	253
PD71	0117	251	C2001	0050	249	1114087	0097	250	1921998	0117	251
PD8A	0188	253	C2002	0054	249	1838065	0135	252	1922266	1216	313
59225	0879	274	D2001	0039	248	1839099	0039	248	1922419	0032	313
65192	1353	287	D2003	0013	248	1846089	1190	285	1923288	0032	313
KJD08	12686	320	D2005	0052	249	1851430	0051	249	1925079	1216	313
KJD09	12686	320	D2008	0020	248	1852410	0052	249	1925285	1216	313
KJD20	12684	320	D2009	0052	249	1852570	0052	249	1925871	1216	313
KJD21	12684	320	D2010	1216	313	1852716	0093	250	1929402	0052	249
PD13A	0879	274	D2012	1216	313	1852716	0568	263	1930802	0052	249
226660	1623	292	D2014	0020	248	1852970	0052	249	1932031	0188	253
229278	1622	292	D2017	0051	249	1865687	0522	261	1932185	0013	248
229912	1637	293	D2018	0050	249	1874133	0039	248	1932188	0013	248
K01212	12692	320	D2020	0020	248	1875687	0020	248	1932308	0566	263
K01219	12687	320	D2021	0052	249	1875802	0566	263	1932526	0117	251
K01221	12675	320	D2023	1216	313	1875852	0051	249	1932545	0117	251
K01222	12684	320	D2024	0093	250	1875852	0566	263	1932603	0879	274
K01261	12684	320	D2024	0568	263	1876857	0093	250	1932604	1866	303
K01265	12695	321	D2025	0093	250	1876857	0568	263	1932605	0117	251
K01284	12675	320	D2025	0568	263	1877333	0566	263	1932890	0051	249
K01343	12688	320	D2026	0566	263	1877345	0112	251	1932890	0566	263
K01349	12684	320	D2028	0013	248	1877345	1928	306	1933214	0032	313
K01469	12684	320	D2032	0433	259	1877350	0381	257	1933404	0930	276
K01555	1837	302	D2032	1189	285	1877353	0051	249	1933471	0093	250
K01678	1888	305	D2036	0567	263	1877353	0566	263	1933471	0568	263
K21147	12682	320	D2037	0112	251	1877354	0051	249	1933838	0381	257
K21148	12684	320	D2037	1928	306	1877355	0093	250	1934488	0051	249

Remy	Nº ZEN	Pg.	Remy	Nº ZEN	Pg.	Remy	Nº ZEN	Pg.	Remy	Nº ZEN	Pg.
1935487	0110	251	1961372	0032	313	4019393	0093	250	10476528	1210	286
1935827	0020	248	1964127	0093	250	4019393	0568	263	10476642	0774	270
1935829	0020	248	1964127	0568	263	07363070	0010	248	10479522	0112	251
1935992	0052	249	1964293	1216	313	8000045	10003	312	10479522	1928	306
1936647	0097	250	1964300	0188	253	8000058	10003	312	10484659	1112	283
1937554	0977	278	1964302	0188	253	8000066	0110	251	10487536	0783	271
1938065	0135	252	1965358	0051	249	8000067	0626	265	10492409	0958	277
1938637	1216	313	1965358	0566	263	8000068	0097	250	10497257	0752	269
1938976	0032	313	1965538	0020	248	830620L	0110	251	10497496	0888	275
1939178	0032	313	1965723	0020	248	9000856	10003	312	10497522	0112	251
1939444	0050	249	1965923	0020	248	9000868	10003	312	10497522	1928	306
1939506	0013	248	1966931	0093	250	9000876	10003	312	10498438	0566	263
1940134	0051	249	1966931	0568	263	9000881	10003	312	10498527	0611	264
1940138	0051	249	1967042	0051	249	9000896	10003	312	10498623	0093	250
1941119	0093	250	1967779	0110	251	9000901	10003	312	10498623	0568	263
1941119	0568	263	1968131	0112	251	9000933	10003	312	10499852	0381	257
1941157	0093	250	1968131	1928	306	9000939	10003	312	10499854	0567	263
1941157	0568	263	1968355	0093	250	9000948	10003	312	10500277	1573	290
1942950	0093	250	1968355	0568	263	9000977	10003	312	10500283	1521	289
1942950	0568	263	1970376	0112	251	10451980	0770	270	10500475	1482	288
1945487	0110	251	1970376	1928	306	10452348	10003	312	10501804	10003	312
1945842	0020	248	1970527	0626	265	10452918	1614	292	10503933	0985	278
1945879	0626	265	1970711	0097	250	10452929	1082	282	10504495	12720	320
1946174	0556	262	1971147	1216	313	10455504	10003	312	10504515	10003	312
1946220	0052	249	1971167	0182	252	10456422	0020	248	10510651	1840	302
1946945	0097	250	1971706	0112	251	10456455	0629	265	10511405	13131	317
1946957	0097	250	1971706	1928	306	10456455	1194	285	10511407	13132	317
1947542	0381	257	1971707	0093	250	10457056	0629	265	10511410	1811	301
1947727	0020	248	1971707	0568	263	10457056	1194	285	10512090	13130	317
1947912	0112	251	1972281	0054	249	10457057	0649	266	10512091	13138	317
1947912	1928	306	1972282	0050	249	10457057	1195	285	10512095	1809	301
1947920	0182	252	1972286	0205	253	10457058	0650	266	10515806	12955	316
1948764	0188	253	1972287	0053	249	10457058	1196	285	10515807	12961	316
1948877	0381	257	1972365	0054	249	10457059	0651	266	10515808	12957	316
1950058	0093	250	1974355	0013	248	10457059	1197	285	10515809	12954	316
1950058	0568	263	1974655	0977	278	10457060	1198	285	10515810	13544	320
1950398	0032	313	1975046	0093	250	10457121	0722	268	10515810	13545	321
1950586	0182	252	1975046	0568	263	10457122	0721	268	10515810	1679	295
1951180	0051	249	1977004	0626	265	10457141	0723	268	10515810	1805	300
1951180	0566	263	1979835	0555	262	10457168	1196	285	10515810	1936	307
1952083	0110	251	1979836	0556	262	10457178	0645	266	10515811	13544	320
1952410	0052	249	1984511	0433	259	10457362	0985	278	10515811	13545	321
1952410	0567	263	1984511	1189	285	10457368	0985	278	10515811	1679	295
1952486	0051	249	1985129	0188	253	10457579	0629	265	10515811	1805	300
1952832	1216	313	1985131	0879	274	10457579	1194	285	10515811	1936	307
1953151	0914	276	1985132	0930	276	10465293	0756	269	10521484	10003	312
1953373	0110	251	1985262	0624	265	10468675	0612	264	10524148	12956	316
1954437	0032	313	1985262	0858	274	10469173	0611	264	10524174	1745	298
1954842	0020	248	1986244	0625	265	10472565	1205	285	10524228	1112	283
1954842	1184	284	1986244	0755	269	10472809	0752	269	10526458	13117	317
1954867	0020	248	1987756	0566	263	10473700	0612	264	10526464	13118	317
1955777	0110	251	1989214	0610	264	10475540	1620	292	10526466	13119	317
1958621	1216	313	3471040	0243	254	10475616	0756	269	10526468	1810	301
1958842	0032	313	3471490	0243	254	10475958	0854	274	10532997	13104	317
1960370	0110	251	3471912	0243	254	10475974	0770	270	10532998	13105	317

Remy	Nº ZEN	Pg.
10532999	13106	317
10535802	1913	306
10540773	1912	306
10542073	13462	318
10542541	1940	307
10543845	1911	305
1893560L	0097	250
1893562L	0182	252
19024391	0133	251
19024518	0392	257
19024520	0367	257
19024525	0378	257
19024527	0648	266
19024909	0133	251
19025715	0367	257
19070179	0920	276
1985262L	0624	265
1985262L	0858	274
89017523	10003	312
96051972	0570	263
96051972	0576	263
10457056L	0629	265
10457056L	1194	285
10457121L	0722	268
10457362L	0985	278
10472565L	1205	285
10475616L	0756	269
10492409L	0958	277
10511405M	13131	317
10515806M	12955	316
10515807M	12961	316
10515808M	12957	316
10515809M	12954	316
10524148M	12956	316
10524228L	1112	283
10535802L	1913	306
10540773L	1912	306
19070179L	0920	276
0215002001	0850	273
DR10511410	1811	301
DR10512095	1809	301
DR10526468	1810	301
Renault	Nº ZEN	Pg.
7701019295	0285	254
Rotax	Nº ZEN	Pg.
294811	1941	307
684053	1941	307
684054	1941	307
684056	1941	307
684057	1941	307
684058	1941	307
Sea Doo	Nº ZEN	Pg.
278001106	1218	286
295500089	0773	270

Skoda	Nº ZEN	Pg.
1722	0892	275
115904030	0831	273
Subaru	Nº ZEN	Pg.
280992420	0339	256
492097002	0341	256
492866401	0517	261
892094112	0341	256
892096102	0341	256
23300KA270	0517	261
23312AA000	0600	264
23312AA030	1213	286
23312AA080	1945	307
Suzuki	Nº ZEN	Pg.
3132051A10	0951	277
3132060A10	0617	264
3132063210	0184	252
3132072031	0352	257
3132078310	0686	267
3132079030	0450	259
3132082010	0576	263
3132082130	0450	259
3132082139	0450	259
3132086030	0595	264
3132086L00	1908	305
SWS	Nº ZEN	Pg.
11812010	9702	315
Tata	Nº ZEN	Pg.
26245134	1681	295
26258286	1715	296
Thermoking	Nº ZEN	Pg.
442910	0376	257
446676	0792	271
446676	9526	315
446681	0792	271
446681	9526	315
2801167030	1097	282
TJ	Nº ZEN	Pg.
407	1883	304
0842116	0133	251
0842190	0133	251
0846190	0133	251
Toyota	Nº ZEN	Pg.
6070	0809	272
280110D030	1547	289
280110L200	1919	306
280110Q020	1545	289
280110T310	1875	304
2801115010	0140	252
2801117020	1830	302
2801120540	0947	277
2801120540	1722	297
2801122010	0184	252
2801122020	0184	252
2801122021	0327	256
2801122022	0184	252

Toyota	Nº ZEN	Pg.
2801123020	0184	252
2801124020	0184	252
2801124060	0184	252
2801124080	0184	252
2801125012	0327	256
2801125020	0327	256
2801126020	0184	252
2801126041	0947	277
2801126041	1722	297
2801126041	9186	314
2801126042	0947	277
2801126042	1722	297
2801126042	9186	314
2801133033	0184	252
2801135030	0947	277
2801135030	1722	297
2801140041	0184	252
2801141010	0327	256
2801141011	0327	256
2801141012	0327	256
2801141020	0140	252
2801141020	0327	256
2801141020	0353	257
2801141021	0140	252
2801146010	0184	252
2801146013	0549	262
2801154010	1827	302
2801154010	9301	314
2801154070	0921	276
2801154380	0954	277
2801160040	0140	252
2801160041	0140	252
2801160041	0353	257
2801164010	1097	282
2801164030	1097	282
2801167030	1097	282
2801170020	0809	272
2801174070	1555	290
2801176070	0818	272
2801177090	1827	302
2801187102	0184	252
2801187505	1895	305
2801187704	0341	256
2802173020	1813	301
2810110710	0947	277
2810110710	1722	297
Tramontini	Nº ZEN	Pg.
20210088	1753	298
Tria	Nº ZEN	Pg.
116	0609	264
3143	0605	264
3902	0731	268
4424	0732	268
ZAA911335	0605	264
ZAE911335	0443	259

Unifap	Nº ZEN	Pg.
0063	12722	321
0088	12721	321
11010	12683	320
11015	12685	320
11019	12681	320
11037	12689	320
11128	12690	320
12147	12682	320
12149	12686	320
12212	12692	320
12219	12687	320
12221	12675	320
12222	12684	320
12343	12688	320
14150	12720	320
R0056	12693	321
R0059	12719	321
R0063	12722	321
R0080	12694	321
R0082	12695	321
R0084	12718	321
R0088	12721	321
UF13119	12717	320
UF14811	13545	321
UF14812	13544	320
UFP0060	12786	321
Unipoint	Nº ZEN	Pg.
SD5053	1722	297
SD5070	1827	302
SD5071	1829	302
SD5072	1827	302
SD5074	1830	302
SD5080	1831	302
SD5170	1828	302
SD5201	9186	314
Utb	Nº ZEN	Pg.
2130004	0561	263
Utms	Nº ZEN	Pg.
5712820	0708	268
DV202749	0188	253
DV202750	0930	276
Valeo	Nº ZEN	Pg.
2E11	1778	299
2H08	1777	299
1L22B	1775	299
3F25B	1872	304
059427	1458	287
059527	1458	287
060527	0965	278
60910	1686	295
7D24B	1771	299
080327	0965	278
090800	1064	281
095464	0285	254
097062	0248	254

Valeo	Nº ZEN	Pg.	Valeo	Nº ZEN	Pg.	Valeo	Nº ZEN	Pg.	Valeo	Nº ZEN	Pg.
099931	0287	254	186321	1162	284	300305	0843	273	594734	1925	306
NE156	0217	253	186456	0961	278	406575	1752	298	595622	2005	311
NE173	0285	254	186621	0117	251	438224	1756	298	595634	2006	311
NE180	0189	253	186798	1209	286	458388	1756	298	595683	1768	299
NE184	0248	254	186867	0787	271	492828	0965	278	595724	1776	299
NE197	0287	254	186938	0787	271	494828	0965	278	612355	0189	253
NE209	0656	266	187077	1839	302	494829	0843	273	681380	0244	254
NE210	0936	277	187084	2017	311	494830	1064	281	0809042	1607	291
NE211	0647	266	187336	0965	278	494831	1534	289	NE 212	0657	266
NE307	0574	263	187428	1152	283	494832	0965	278	1200580	1755	298
NE308	0574	263	187528	1458	287	494833	1533	289	1201665	1534	289
NE314	0404	258	187788	0843	273	501428	2001	311	1201728	1735	297
NE319	0189	253	187863	0965	278	501446	1686	295	1201856	1686	295
NE324	0245	254	187960	0787	271	501490	1735	297	1202517	1791	300
NE325	0244	254	187961	1209	286	501492	1788	300	1204813	1825	302
NE563	0463	260	187981	1209	286	501493	1755	298	1205962	1893	305
NE584	0463	260	187996	0965	278	501494	1787	300	1206998	1755	298
NE603	0574	263	188251	0965	278	501495	1825	302	1208965	1934	307
NE711	0117	251	188256	1074	282	501496	1755	298	200202	1891	305
NE776	0961	278	188270	1926	306	501497	1915	306	SS260300	1064	281
NE778	0775	270	188440	1064	281	501498	1934	307	OD2826600	1114	283
NE784	0775	270	188595	1822	301	501502	1893	305	3610026710	1847	302
NE830	0747	269	188729	2002	311	583289	0574	263	<b>Visteon</b>	<b>Nº ZEN</b>	<b>Pg.</b>
NE831	1074	282	188887	0787	271	583336	0574	263	STRC019	0959	278
NE832	0961	278	188993	1607	291	584135	1023	280	1C3U11350AB	1081	282
NE834	1023	280	188993	1692	295	584185	1023	280	<b>Volga</b>	<b>Nº ZEN</b>	<b>Pg.</b>
NE875	0787	271	190205	0843	273	594029	0775	270	42113708600	1175	284
NE877	1209	286	190694	2023	312	594031	0775	270	<b>Volkswagen</b>	<b>Nº ZEN</b>	<b>Pg.</b>
NE883	0656	266	191363	1618	292	594042	0961	278	10060	0556	262
NE885	1162	284	191448	1822	301	594043	2020	312	80415	0015	248
NE949	0965	278	191547	1891	305	594108	0747	269	85357	0044	248
NE971	0843	273	191548	1890	305	594136	1074	282	480322	0626	265
100327	0965	278	191601	1752	298	594177	1209	286	2431807	0036	313
101310	1686	295	191775	2023	312	594185	1023	280	04053926	0105	251
102846	1963	308	192750	1910	305	594214	0787	271	04053926	1364	287
103066	0117	251	192929	1812	301	594245	0656	266	04128642	0024	248
110427	1533	289	192978	1752	298	594247	1839	302	04128642	1359	287
157391	1758	298	193013	1838	302	594251	1162	284	9307667	0046	249
161039	1534	289	193512	1763	298	594252	1209	286	02A911023	0482	260
170539	1534	289	193751	1758	298	594279	1458	287	052911335	0068	250
180205	0843	273	194213	1812	301	594287	0965	278	056911335	0068	250
182047	0656	266	194440	1925	306	594308	2017	311	059911335	0080	250
182052	0936	277	194480	1925	306	594345	0843	273	0219113355	0900	275
182176	0961	278	195041	1756	298	594382	1822	301	049911335A	0482	260
182177	0647	266	195202	1776	299	594389	1926	306	055911335B	0323	256
182178	0657	266	195334	1756	298	594410	1607	291	056911335A	0068	250
182848	0843	273	195353	1838	302	594410	1692	295	059911335B	0108	251
184194	2020	312	198159	1824	302	594451	2023	312	068911335F	1067	281
184448	0775	270	220527	0965	278	594628	2002	311	ZBA911335	0068	250
184917	0287	254	230205	0843	273	594631	1812	301	ZBC911335	0108	251
185182	0656	266	236896	1534	289	594665	1890	305	1006209655	1480	288
185290	1074	282	250527	0965	278	594666	1891	305	1006209760	1480	288
185441	0747	269	260412	0965	278	594699	1926	306	1119113354	0192	253
185675	0961	278	290212	0965	278	594717	1838	302	1119113356	0328	256
185915	1023	280	290327	0965	278	594726	1763	298	111911335B	0006	248

Volkswagen	Nº ZEN	Pg.	WAI	Nº ZEN	Pg.	WAI	Nº ZEN	Pg.	WAI	Nº ZEN	Pg.
113911335A	0119	251	54152	0752	269	54132S	0858	274	548218	1555	290
113911335B	0119	251	54153	1205	285	541401	1811	301	548220	0498	261
113911335B	1895	305	54154	1210	286	541403	1679	295	548221	0576	263
113911335C	0131	251	54155	0756	269	541404	1809	301	548222	0607	264
3059112875	0348	256	54156	0774	270	54159S	0381	257	548224	0750	269
3059113353	0065	249	54157	0770	270	542200	9705	315	548225	0816	272
311911335A	0065	249	54160	0112	251	542201	9781	315	548226	0817	272
78MU11350A	0108	251	54166	0783	271	542400	0959	278	548227	1829	302
BC4N11350A	0024	248	54167	0783	271	547001	1453	287	548228	0341	256
BC4N11350A	1359	287	54168	0958	277	547002	0708	268	548231	0765	270
BD0A11350A	0056	249	54169	0898	275	547014	0708	268	548232	0809	272
BD5M11350A	0293	255	54170	1013	279	547016	0708	268	548233	0830	273
BD5T11350A	0085	250	54172	0188	253	548100	0448	259	548234	0808	272
BD7D11350A	0082	250	54172	1204	285	548101	0499	261	548235	0818	272
T11911335A	0085	250	54173	10003	312	548103	0517	261	548236	0813	272
TE5H11350A	0505	261	54174	0958	277	548104	0737	268	548237	0948	277
ZBA911335A	0329	256	54175	1482	288	548105	0376	257	548239	0773	270
ZBC911335A	0293	255	54176	1082	282	548106	0536	262	548240	0343	256
Vulko	Nº ZEN	Pg.	54180	0020	248	548106	1191	285	548241	1827	302
18244	0572	263	54180	1184	284	548109	0351	257	548242	0950	277
19629	1949	308	54182	1112	283	548110	0349	257	548243	1885	304
19656	1950	308	54183	0977	278	548112	0141	252	548244	0950	277
WAI	Nº ZEN	Pg.	54189	1521	289	548114	0382	257	548245	0841	273
0015	0754	269	54195	1800	300	548117	0684	267	548247	1841	302
3259	0050	249	54198	1770	299	548118	0691	267	548251	0921	276
3339	0495	261	54204	0053	249	548119	0429	259	548252	1218	286
4304	0013	248	54208	0135	252	548120	0644	266	548256	0951	277
4595	0032	313	54210	0455	260	548125	0792	271	548257	0954	277
54100	1189	285	54211	0681	267	548126	0539	262	548258	1097	282
54101	0020	248	54212	1192	285	548127	0785	271	548261	1830	302
54101	1184	284	54212	1224	286	548130	0901	275	548263	1831	302
54105	0013	248	54214	1193	285	548131	0537	262	548268	1566	290
54106	0454	260	54215	1199	285	548132	0791	271	548275	1813	301
54109	0567	263	54216	1208	286	548133	0790	271	548300	0426	258
54110	0381	257	54216	1228	287	548135	0687	267	548301	0427	258
54112	0051	249	54217	1081	282	548137	0634	265	548303	0670	267
54114	0188	253	54218	1585	291	548138	0793	271	548304	0352	257
54117	0914	276	54221	1539	289	548140	0832	273	548305	0144	252
54118	0117	251	54222	1226	287	548141	0844	273	548306	0450	259
54122	0182	252	54223	1208	286	548142	0828	273	548308	0361	257
54123	0110	251	54223	1228	287	548146	0785	271	548313	0595	264
54124	0097	250	54224	0053	249	548150	1021	280	548314	0596	264
54125	0626	265	54225	0907	275	548151	1016	279	548315	0597	264
54126	0556	262	54229	1676	294	548152	1017	279	548319	0584	263
54127	0555	262	54302	0054	249	548153	1020	280	548320	0669	266
54129	0930	276	54501	0767	270	548157	1608	292	548321	0617	264
54130	0879	274	54112D	0566	263	548200	0434	259	548321	0673	267
54135	1189	285	54113D	0568	263	548202	0947	277	548323	0711	268
54136	0052	249	54113S	0093	250	548203	0339	256	548324	0679	267
54137	0093	250	541202	9074	314	548205	0327	256	548325	0712	268
54138	0112	251	541204	9028	313	548207	0140	252	548327	0758	270
54139	0566	263	541221	12961	316	548207	0353	257	548329	0853	274
54140	0610	264	54131D	0625	265	548208	0184	252	548330	0636	265
54141	0611	264	54131S	0755	269	548209	0946	277	548332	0519	261
54149	0612	264	54132D	0624	265	548215	0342	256	548335	0825	273



WAI	Nº ZEN	Pg.	WAI	Nº ZEN	Pg.	WAI	Nº ZEN	Pg.	WAI	Nº ZEN	Pg.
548336	0801	272	549120	0447	259	549192	0929	276	549438	0965	278
548337	0943	277	549121	0366	257	549193	1474	288	549440	1458	287
548338	1018	279	549123	0367	257	549194	2018	312	549441	1023	280
548341	1538	289	549124	1975	309	549195	0925	276	549442	1209	286
548342	1592	291	549125	0028	248	549196	1485	288	549444	0657	266
548343	1024	280	549126	0080	250	549197	1069	281	549448	2017	311
548344	1567	290	549127	0223	253	549198	0931	276	549449	1064	281
548346	1764	299	549128	0497	261	549199	0970	278	549450	1777	299
548347	1706	296	549129	0108	251	549200	0155	252	549455	1752	298
548349	1876	304	549130	0139	252	549201	0064	249	549456	1607	291
548351	0806	272	549130	0221	253	549202	0096	250	549460	1838	302
548352	0806	272	549131	0222	253	549203	0150	252	549500	1980	309
548358	1933	307	549133	0229	254	549204	0286	254	549510	1700	296
548402	1195	285	549139	0406	258	549205	0322	256	549900	0561	263
548404	1197	285	549140	0482	260	549208	0414	258	549901	1048	281
548405	1198	285	549141	0420	258	549209	0170	313	791170	13130	317
548406	0629	265	549142	0428	259	549210	0412	258	791171	13132	317
548406	1194	285	549143	0065	249	549213	0480	260	791172	13117	317
548407	1196	285	549144	0532	262	549214	0486	261	791177	13131	317
548408	0721	268	549145	0638	265	549216	0411	258	SP9011	1190	285
548409	0645	266	549146	0417	258	549218	0134	251	SP9013	0205	253
548410	0723	268	549147	0857	274	549219	0041	248	5481200	9488	314
548411	0722	268	549148	0225	254	549221	0507	261	5481201	9566	315
548412	0894	275	549150	0635	265	549222	0280	313	5481201	9702	315
548414	0895	275	549151	0418	258	549224	0591	263	5481204	9526	315
548415	0850	273	549153	0419	258	549225	0615	264	5481205	9528	315
548415	0985	278	549155	0220	253	549300	0407	258	5481206	9527	315
548500	0815	272	549156	0630	265	549303	0389	257	5481209	9525	315
548501	0749	269	549157	0575	263	549305	0120	251	5481210	13224	317
548502	1548	290	549158	0631	265	549306	0213	253	5481213	9527	315
548505	0751	269	549159	0641	266	549307	0601	264	5481400	1200	285
548506	1036	280	549160	0852	274	549308	0999	279	5481401	1207	286
548507	1849	303	549161	0475	260	549309	1113	283	5482201	9186	314
549100	0323	256	549162	1486	288	549310	0779	271	5482202	9302	314
549101	0068	250	549163	0798	271	549311	0786	271	5482203	9307	314
549102	0292	255	549165	0803	272	549312	1472	288	5482204	9260	314
549103	0319	256	549167	0799	271	549314	1693	295	5482206	9349	314
549104	0312	255	549168	0579	263	549316	0969	278	5482207	9502	314
549105	1720	297	549169	0619	265	549317	0878	274	5482209	9402	314
549106	1971	309	549170	0613	264	549318	1169	284	5482210	9459	314
549107	0101	250	549171	0729	268	549400	0574	263	5482211	9403	314
549107	0316	255	549172	0900	275	549402	0248	254	5482212	9301	314
549108	0105	251	549173	0639	265	549408	0461	260	5482214	12609	316
549109	0378	257	549176	0573	263	549413	0216	253	5482215	9492	314
549110	0648	266	549177	0572	263	549415	0287	254	5482216	9506	315
549111	0460	260	549179	0764	270	549417	0189	253	5482217	9504	315
549112	0118	251	549180	0794	271	549418	0245	254	5482218	9542	315
549112	0302	255	549181	0781	271	549419	0244	254	5482219	9632	315
549113	0392	257	549182	0300	255	549419	0404	258	5482223	10048	315
549114	0304	255	549183	0784	271	549424	0656	266	5482401	1201	285
549115	0315	255	549184	0661	266	549427	0570	263	5482402	1215	286
549116	1986	310	549185	0318	256	549430	0571	263	5482403	1723	297
549117	0291	254	549187	0362	257	549434	0787	271	5482406	1213	286
549118	0228	254	549189	0520	261	549436	0747	269	5482407	1212	286
549119	0365	257	549190	0814	272	549437	0843	273	5482408	1211	286

WAI	Nº ZEN	Pg.
5482409	1828	302
5483201	12660	316
5483202	12659	316
5483211	9426	314
5483212	9495	314
5483218	9597	315
5483221	9791	315
5483401	0957	277
5483407	1043	280
5483413	1046	281
5483414	1853	303
5483415	0887	275
5483417	1019	280
5483425	1563	290
5485200	9350	314
5491101	0997	279
5491102	1545	289
5491103	0976	278
5491104	1108	283
5491109	0866	274
5491110	0932	276
5491111	1451	287
5491113	0989	278
5491113	0998	279
5491114	1470	288
5491115	1478	288
5491118	1158	283
5491119	0970	278
5491120	1178	284
5491125	0919	276
5491126	0308	255
5491127	0937	277
5491128	0920	276
5491129	0745	269
5491130	1038	280
5491131	1155	283
5491132	0528	262
5491133	0875	274
5491134	1031	280
5491135	1033	280
5491138	0111	251
5491139	0325	256
5491140	0677	267
5491141	0933	276
5491142	1483	288
5491143	1072	282
5491144	1159	283
5491145	0538	262
5491146	1058	281
5491147	1576	291
5491148	1597	291
5491149	0313	255
5491150	0838	273
5491151	0861	274
5491152	0972	278

WAI	Nº ZEN	Pg.
5491153	1022	280
5491154	1030	280
5491155	1057	281
5491156	1153	283
5491157	1160	283
5491158	1179	284
5491159	1157	283
5491162	0760	270
5491163	0701	267
5491164	1109	283
5491167	0320	256
5491173	0310	255
5491176	1619	292
5491191	1874	304
5491192	0088	313
5491200	0036	313
5491202	0078	313
5491203	0087	313
5491204	0218	313
5491207	0035	313
5491211	0089	313
5491400	0133	251
7618119	1810	301
7911128	13119	317
7911130	13118	317
SP84225	0067	249
5482401B	1221	286
SP842132	0204	319
SP842226	0307	255
SP842261	0131	251
SP842284	0243	254
SP842738	0580	263
Wapsa	Nº ZEN	Pg.
2244	0024	248
2244	1359	287
224001	0001	248
224001	0005	248
224002	0022	248
224004	0024	248
224004	1359	287
224010	0025	248
224011	0193	253
224012	0192	253
224014	0049	249
224016	0056	249
224024	0084	250
224025	0073	250
224026	0085	250
224029	0070	250
224031	0086	250
224033	0045	249
224034	0010	248
224035	0104	250
224038	0024	248
224038	1359	287

Wapsa	Nº ZEN	Pg.
224039	0126	251
224040	0125	251
224041	0114	251
224043	0024	248
224043	1359	287
224045	0186	253
224046	0329	256
224047	0328	256
224048	0348	256
224051	0293	255
224052	0294	255
224053	0293	255
224054	0505	261
224056	1190	285
224057	0622	265
2244036	0024	248
2244036	1359	287
Ww	Nº ZEN	Pg.
10061	0555	262
10120	0339	256
10121	0184	252
10127	0144	252
10501	0184	252
10502	0327	256
10504	0184	252
10639	0625	265
10640	0624	265
10671	0890	275
480115	0188	253
480417	0182	252
480466	0013	248
Yamaha	Nº ZEN	Pg.
6M68183E0000	0749	269

AES	Nº ZEN	Pg.
17138	9702	315
S1935	9702	315
AES New	Nº ZEN	Pg.
17847N	1548	290
S1935N	9702	315
S1936N	9702	315
17847NOE	1548	290
Agco	Nº ZEN	Pg.
83646400	1701	296
836667365	1701	296
836673289	1701	296
836873088	1698	295
Agrale	Nº ZEN	Pg.
7007010010005	1944	307
7007010018008	1944	307
AIM	Nº ZEN	Pg.
SH0093R	1548	290
SJ0053R	9702	315
Alfa Romeo	Nº ZEN	Pg.
50532996	1965	308
51787218	1899	305
51808557	1899	305
Allis Chalmers	Nº ZEN	Pg.
1336643	0434	259
8620794	0567	263
8624170	0567	263
8624171	0567	263
8625404	0567	263
4885883R	0567	263
American	Nº ZEN	Pg.
89530020124	1189	285
Amsco	Nº ZEN	Pg.
VS17847	1548	290
Arc	Nº ZEN	Pg.
S1660	9702	315
Arrowhead	Nº ZEN	Pg.
SHI0015	9702	315
SHI0032	9702	315
SMU0404	1548	290
Audi	Nº ZEN	Pg.
06L911021	1975	309
02E911023S	1978	309
02Z911023K	2005	311
02Z911023M	2005	311
02Z911023N	2005	311
02Z911023P	2005	311
02Z911024K	2005	311
02E911023SX	1978	309
02Z911023KX	2005	311
02Z911023MX	2005	311
02Z911023NX	2005	311
02Z911023PX	2005	311
02Z911024KX	2005	311
Autolite Prestolite	Nº ZEN	Pg.
C5AF1A	0135	252

Autolite Prestolite	Nº ZEN	Pg.
MZ4205	0050	249
C5AF1A	0135	252
MAY4147	0039	248
MBJ4115	0039	248
MZZ4658	0050	249
MES6101K	0117	251
MES6102K	0188	253
MES6301K	0117	251
MFJ6201J	0117	251
MFJ6301D	0188	253
MFJ6306C	0188	253
MFY6201K	0117	251
MHB4011R	0050	249
MHB4012R	0050	249
MHB4013R	0050	249
MES6103LUT	0188	253
MFY6101AUT	0117	251
MFY6104CUT	0188	253
Baker	Nº ZEN	Pg.
101363	0567	263
115109	0567	263
Beck Arnley	Nº ZEN	Pg.
1870556	9702	315
1870804	1548	290
BMW	Nº ZEN	Pg.
8621839	1983	310
8621866	1983	310
12417515390	1720	297
12417515391	1720	297
12417524843	1720	297
12417610348	1720	297
12417649090	1984	310
12417788680	1718	297
12417788682	1718	297
12418621838	1983	310
12418621839	1983	310
12418621866	1983	310
124185708848	1984	310
Bomag	Nº ZEN	Pg.
5710901	0308	255
5710903	0308	255
5710905	0308	255
5710919	0308	255
5710927	0308	255
5710930	0308	255
5719897	0308	255
57109019	0308	255
Bosch	Nº ZEN	Pg.
NN9	0015	248
2164	1650	293
0000084013	0087	313
000114004	0482	260
000123005	1971	309
00010DB98E	1562	290
0001106011	0976	278

Bosch	Nº ZEN	Pg.
0001106012	0745	269
0001106014	0976	278
0001106015	0976	278
0001106017	0745	269
0001106022	0745	269
0001106023	0745	269
0001106024	0745	269
0001107003	0729	268
0001107004	0729	268
0001107005	0900	275
0001107006	0900	275
0001107007	0799	271
0001107007	12690	320
0001107007	12693	321
0001107007	12694	321
0001107008	0799	271
0001107009	0745	269
0001107009	12683	320
0001107009	12693	321
0001107009	12694	321
0001107011	12786	321
0001107012	0745	269
0001107012	12683	320
0001107013	0745	269
0001107013	12683	320
0001107014	0520	261
0001107015	0745	269
0001107015	12683	320
0001107015	12693	321
0001107015	12694	321
0001107016	0520	261
0001107017	0745	269
0001107018	0745	269
0001107019	0745	269
0001107020	0799	271
0001107020	12690	320
0001107020	12693	321
0001107020	12694	321
0001107021	0799	271
0001107022	0729	268
0001107023	0729	268
0001107024	2018	312
0001107025	0745	269
0001107026	0745	269
0001107027	0520	261
0001107028	0520	261
0001107029	0520	261
0001107030	0998	279
0001107031	0852	274
0001107032	0852	274
0001107033	0475	260
0001107034	0745	269
0001107034	12683	320
0001107037	0925	276
0001107039	12786	321

Bosch	Nº ZEN	Pg.
0001107041	0520	261
0001107043	0938	277
0001107044	0745	269
0001107045	0745	269
0001107047	0976	278
0001107048	0925	276
0001107049	0852	274
0001107052	0799	271
0001107054	0925	276
0001107056	0745	269
0001107058	1065	281
0001107059	1156	283
0001107060	12683	320
0001107062	0997	279
0001107063	0976	278
0001107066	0998	279
0001107067	0925	276
0001107068	0925	276
0001107069	0925	276
0001107070	0745	269
0001107070	0925	276
0001107072	0925	276
0001107073	0925	276
0001107074	0925	276
0001107076	0925	276
0001107077	0976	278
0001107078	0998	279
0001107079	0998	279
0001107082	1156	283
0001107085	1486	288
0001107087	0938	277
0001107088	1547	289
0001107091	0976	278
0001107092	1708	296
0001107093	1708	296
0001107098	0976	278
0001107401	1619	292
0001107402	1619	292
0001107403	1619	292
0001107404	1619	292
0001107405	1619	292
0001107406	1619	292
0001107407	1597	291
0001107408	1619	292
0001107409	1619	292
0001107410	1597	291
0001107411	1927	306
0001107415	1545	289
0001107417	1597	291
0001107418	1597	291
0001107421	1619	292
0001107423	1720	297
0001107424	1720	297
0001107425	1720	297
0001107426	1720	297

Bosch	Nº ZEN	Pg.	Bosch	Nº ZEN	Pg.	Bosch	Nº ZEN	Pg.	Bosch	Nº ZEN	Pg.
0001107427	1619	292	0001108031	0482	260	0001108093	0482	260	0001108154	12693	321
0001107428	1619	292	0001108032	0532	262	0001108094	0579	263	0001108154	12694	321
0001107429	1641	293	0001108033	0520	261	0001108095	0579	263	0001108155	0520	261
0001107431	1545	289	0001108035	0482	260	0001108096	0900	275	0001108156	1474	288
0001107432	1545	289	0001108037	0520	261	0001108097	0900	275	0001108157	0997	279
0001107433	1720	297	0001108038	0482	260	0001108098	0482	260	0001108159	12693	321
0001107434	1720	297	0001108039	0520	261	0001108099	0805	272	0001108159	12694	321
0001107435	1619	292	0001108040	0520	261	0001108100	0475	260	0001108160	0641	266
0001107436	1619	292	0001108042	0475	260	0001108101	0482	260	0001108162	0925	276
0001107437	1641	293	0001108043	0482	260	0001108102	0482	260	0001108166	0925	276
0001107438	1545	289	0001108044	0482	260	0001108103	0641	266	0001108167	0925	276
0001107439	1545	289	0001108045	0532	262	0001108104	0641	266	0001108169	0997	279
0001107442	1720	297	0001108046	0532	262	0001108105	0641	266	0001108171	0976	278
0001107443	1720	297	0001108047	0482	260	0001108106	0520	261	0001108172	0925	276
0001107446	1619	292	0001108048	0482	260	0001108107	0482	260	0001108173	0925	276
0001107447	1619	292	0001108048	12693	321	0001108108	0475	260	0001108174	0925	276
0001107448	1720	297	0001108050	1065	281	0001108110	0520	261	0001108175	0925	276
0001107449	1720	297	0001108051	0482	260	0001108111	0520	261	0001108176	0976	278
0001107477	1757	298	0001108052	0482	260	0001108112	0482	260	0001108180	1058	281
0001107478	1899	305	0001108053	0482	260	0001108113	0482	260	0001108181	0998	279
0001107479	1899	305	0001108054	0475	260	0001108115	0475	260	0001108182	1058	281
0001107490	1927	306	0001108056	0482	260	0001108117	0475	260	0001108183	1031	280
0001107491	1927	306	0001108057	0520	261	0001108120	0482	260	0001108183	1037	280
0001107514	1720	297	0001108059	0900	275	0001108121	0520	261	0001108184	0976	278
0001107525	1720	297	0001108060	0900	275	0001108122	0520	261	0001108186	1058	281
0001107526	1720	297	0001108061	0482	260	0001108123	0641	266	0001108197	1485	288
0001107529	1720	297	0001108062	0482	260	0001108124	0482	260	0001108217	1031	280
0001107530	1720	297	0001108063	0475	260	0001108125	0482	260	0001108217	1037	280
0001107531	1720	297	0001108064	0482	260	0001108126	0482	260	0001108218	1031	280
0001108001	0482	260	0001108065	0475	260	0001108127	0579	263	0001108218	1037	280
0001108002	0482	260	0001108066	0532	262	0001108129	0475	260	0001108222	1485	288
0001108003	0482	260	0001108068	0641	266	0001108130	0482	260	0001108223	1485	288
0001108004	0520	261	0001108069	0641	266	0001108131	0475	260	0001108400	1576	291
0001108007	0482	260	0001108070	0641	266	0001108132	0520	261	0001108409	1740	297
0001108009	0482	260	0001108071	0520	261	0001108134	0641	266	0001108410	1740	297
0001108010	0482	260	0001108072	0482	260	0001108135	0641	266	0001108420	1899	305
0001108011	0482	260	0001108073	0482	260	0001108136	0482	260	0001108421	1899	305
0001108012	0482	260	0001108074	0482	260	0001108136	12693	321	0001108428	1757	298
0001108013	0532	262	0001108075	0803	272	0001108136	12694	321	0001108429	1757	298
0001108016	0482	260	0001108076	0900	275	0001108137	1474	288	0001108441	1740	297
0001108017	0482	260	0001108077	0900	275	0001108139	0520	261	0001108442	1740	297
0001108018	0482	260	0001108078	0482	260	0001108140	0520	261	0001108450	1899	305
0001108019	0482	260	0001108079	0482	260	0001108143	0482	260	0001108451	1899	305
0001108020	0520	261	0001108080	0482	260	0001108144	1474	288	0001108456	1899	305
0001108021	0798	271	0001108081	0482	260	0001108145	0475	260	0001108457	1899	305
0001108022	0482	260	0001108082	0520	261	0001108146	12693	321	0001109001	0797	271
0001108023	0482	260	0001108083	0520	261	0001108146	12694	321	0001109002	0797	271
0001108024	0482	260	0001108085	0482	260	0001108147	0798	271	0001109006	0797	271
0001108026	0482	260	0001108086	0482	260	0001108148	0482	260	0001109009	0475	260
0001108026	12693	321	0001108087	0520	261	0001108149	0482	260	0001109014	1031	280
0001108026	12694	321	0001108088	0482	260	0001108150	0482	260	0001109014	1037	280
0001108027	0482	260	0001108089	0482	260	0001108151	0803	272	0001109014	1057	281
0001108028	0482	260	0001108090	0482	260	0001108152	0520	261	0001109015	1109	283
0001108029	0482	260	0001108091	0803	272	0001108153	0482	260	0001109018	0925	276
0001108030	0482	260	0001108092	0803	272	0001108154	0803	272	0001109021	1631	293

Bosch	Nº ZEN	Pg.	Bosch	Nº ZEN	Pg.	Bosch	Nº ZEN	Pg.	Bosch	Nº ZEN	Pg.
0001109022	1631	293	0001110012	0482	260	0001110086	0900	275	0001113001	0482	260
0001109025	1033	280	0001110013	0520	261	0001110087	0900	275	0001113003	0520	261
0001109026	1030	280	0001110013	0962	278	0001110088	0962	278	0001113004	0482	260
0001109028	1065	281	0001110014	0579	263	0001110089	0630	265	0001113005	0520	261
0001109029	1451	287	0001110016	0630	265	0001110090	1474	288	0001113007	0482	260
0001109030	1033	280	0001110017	0800	272	0001110091	0630	265	0001113009	0520	261
0001109031	1155	283	0001110018	1065	281	0001110092	0630	265	0001113010	0938	277
0001109033	1033	280	0001110019	0520	261	0001110095	0630	265	0001113013	0482	260
0001109034	1107	282	0001110019	0962	278	0001110098	0579	263	0001113017	0938	277
0001109035	1033	280	0001110022	0482	260	0001110100	0482	260	0001114003	0482	260
0001109036	1031	280	0001110023	0482	260	0001110101	0482	260	0001114005	0579	263
0001109036	1037	280	0001110024	0575	263	0001110102	0630	265	0001114008	0520	261
0001109040	12693	321	0001110025	0630	265	0001110104	0962	278	0001114009	0900	275
0001109040	12694	321	0001110026	0630	265	0001110105	0962	278	0001114010	0900	275
0001109040	1474	288	0001110027	0482	260	0001110106	0482	260	0001114014	0520	261
0001109041	1882	304	0001110028	0475	260	0001110107	0482	260	0001114015	0482	260
0001109048	1882	304	0001110029	0482	260	0001110110	1487	288	0001114016	0482	260
0001109052	1109	283	0001110030	0482	260	0001110111	0475	260	0001114017	0520	261
0001109062	1109	283	0001110031	0639	265	0001110112	1031	280	0001114020	0520	261
0001109063	1882	304	0001110032	0639	265	0001110112	1037	280	0001114021	0520	261
0001109066	1631	293	0001110033	0794	271	0001110113	0630	265	0001114022	0520	261
0001109067	1631	293	0001110039	0630	265	0001110115	0630	265	0001115001	1031	280
0001109068	1109	283	0001110041	0475	260	0001110118	0900	275	0001115001	1037	280
0001109205	1642	293	0001110042	0475	260	0001110119	0900	275	0001115002	0925	276
0001109250	1031	280	0001110043	0962	278	0001110120	1474	288	0001115005	1485	288
0001109252	1882	304	0001110044	0962	278	0001110122	0482	260	0001115006	0976	278
0001109264	1882	304	0001110045	0482	260	0001110124	0630	265	0001115007	0925	276
0001109300	1650	293	0001110046	0482	260	0001110125	0630	265	0001115008	1031	280
0001109301	1650	293	0001110048	0482	260	0001110128	0482	260	0001115008	1037	280
0001109304	1642	293	0001110049	0482	260	0001110999	0800	272	0001115009	1485	288
0001109305	1642	293	0001110051	0962	278	0001111010	2018	312	0001115035	0475	260
0001109306	1650	293	0001110052	0482	260	0001112003	0579	263	0001115038	2018	312
0001109307	1650	293	0001110053	0630	265	0001112005	0482	260	0001115042	2018	312
0001109324	1642	293	0001110054	0630	265	0001112007	0482	260	0001115049	1485	288
0001109325	1642	293	0001110055	0630	265	0001112007	0976	278	0001115050	1485	288
0001109355	1992	310	0001110061	0639	265	0001112008	0482	260	0001115078	1790	300
0001109356	1992	310	0001110062	0639	265	0001112009	0520	261	0001115079	1790	300
0001109357	1992	310	0001110064	0962	278	0001112010	0900	275	0001115088	1874	304
0001109358	1992	310	0001110065	0962	278	0001112011	0900	275	0001115089	1874	304
0001109359	1992	310	0001110066	1067	281	0001112012	0520	261	0001115092	1874	304
0001109360	1992	310	0001110067	1067	281	0001112013	0482	260	0001115093	1874	304
0001109369	1992	310	0001110069	0520	261	0001112015	0482	260	0001115114	1790	300
0001109387	1642	293	0001110069	0900	275	0001112016	0520	261	0001115115	1790	300
0001109388	1642	293	0001110070	0520	261	0001112019	0976	278	0001115116	1790	300
0001109391	1642	293	0001110070	0900	275	0001112020	0520	261	0001115117	1790	300
0001109392	1642	293	0001110071	1486	288	0001112021	0482	260	0001115174	1696	295
0001109460	1992	310	0001110072	1486	288	0001112025	0482	260	0001116001	1153	283
0001110001	0579	263	0001110075	0630	265	0001112027	0482	260	0001116003	0976	278
0001110001	0619	265	0001110076	0579	263	0001112028	0482	260	0001116006	1708	296
0001110002	0579	263	0001110077	0579	263	0001112029	0482	260	0001120400	1632	293
0001110003	0630	265	0001110078	0630	265	0001112032	0871	274	0001120401	1632	293
0001110005	0630	265	0001110079	0630	265	0001112033	0520	261	0001120404	1632	293
0001110009	0613	264	0001110082	0630	265	0001112038	0579	263	0001120405	1632	293
0001110010	0613	264	0001110084	0639	265	0001112041	0976	278	0001120406	1632	293
0001110011	0475	260	0001110085	0639	265	0001112044	0976	278	0001120407	1632	293

Bosch	Nº ZEN	Pg.	Bosch	Nº ZEN	Pg.	Bosch	Nº ZEN	Pg.	Bosch	Nº ZEN	Pg.
0001120408	1632	293	0001123016	1823	301	0001125606	1655	293	0001170616	1981	309
0001120409	1632	293	0001123017	1823	301	0001125625	1919	306	0001170617	1981	309
0001120410	1632	293	0001123018	1814	301	0001125626	1919	306	0001170620	1981	309
0001120411	1632	293	0001123019	1814	301	0001137003	1908	305	0001170621	1981	309
0001121001	1223	286	0001123020	1823	301	0001137004	1908	305	0001170622	1981	309
0001121002	1223	286	0001123021	1823	301	0001137005	1908	305	0001170623	1981	309
0001121003	1223	286	0001123024	1223	286	0001138011	1908	305	0001170624	1981	309
0001121006	1108	283	0001123036	1856	303	0001138012	1908	305	0001170625	1981	309
0001121007	1108	283	0001123038	1856	303	0001138029	1908	305	0001170628	1981	309
0001121008	1069	281	0001123039	1856	303	0001138030	1908	305	0001170629	1981	309
0001121009	1069	281	0001123044	1856	303	0001138037	1908	305	0001170632	1981	309
0001121010	1108	283	0001124001	0937	277	0001138038	1908	305	0001170633	1981	309
0001121011	1108	283	0001124001	1814	301	0001138051	1932	307	0001170634	1981	309
0001121016	1069	281	0001124002	1814	301	0001138052	1932	307	0001170635	1981	309
0001121018	1069	281	0001124003	0932	276	0001138055	1932	307	0001170636	1981	309
0001121022	1920	306	0001124005	0937	277	0001138056	1932	307	0001170637	1981	309
0001121023	1920	306	0001124005	1814	301	0001138073	1932	307	0001170638	1981	309
0001121030	1223	286	0001124006	0937	277	0001138074	1932	307	0001170639	1981	309
0001121031	1223	286	0001124006	1814	301	0001139023	2014	311	0001170646	1981	309
0001121032	1223	286	0001124011	0972	278	0001139024	2014	311	0001170647	1981	309
0001121034	1223	286	0001124013	0932	276	0001139031	2014	311	0001170663	2019	312
0001121402	1685	295	0001124028	1919	306	0001139032	2014	311	0001172204	1984	310
0001121403	1685	295	0001124029	1919	306	0001142001	1826	302	0001172205	1984	310
0001121408	1632	293	0001125001	0937	277	0001142003	1826	302	0001172402	1975	309
0001121409	1632	293	0001125001	1814	301	0001142005	1826	302	0001172403	1975	309
0001121410	1632	293	0001125002	0937	277	0001153001	1826	302	0001172404	1986	310
0001121411	1632	293	0001125003	0972	278	0001153007	1826	302	0001172405	1986	310
0001121412	1685	295	0001125005	0932	276	0001153009	1826	302	0001172410	1986	310
0001121416	1978	309	0001125006	0932	276	0001153015	1826	302	0001172411	1986	310
0001121417	1978	309	0001125007	0937	277	0001157013	0325	256	0001172628	1965	308
0001121422	1993	310	0001125007	1814	301	0001157021	0325	256	0001172629	1965	308
0001121423	1993	310	0001125008	0937	277	0001157023	0325	256	0001174600	1982	310
0001121427	1993	310	0001125008	1814	301	0001157024	0108	251	0001174601	1982	310
0001121428	1993	310	0001125011	0937	277	0001157025	0108	251	0001177000	1803	300
0001121429	1685	295	0001125011	1814	301	0001157028	0108	251	0001177001	1803	300
0001121430	1685	295	0001125012	0937	277	0001157029	0108	251	0001177006	1803	300
0001121435	1978	309	0001125012	1814	301	0001157030	0108	251	0001177007	1803	300
0001121436	1978	309	0001125013	0937	277	0001160003	0131	251	0001177008	1803	300
0001121439	1685	295	0001125013	1814	301	0001160013	0131	251	0001177009	1803	300
0001121440	1685	295	0001125016	1655	293	0001170200	1984	310	0001179500	1803	300
0001121443	1993	310	0001125017	1655	293	0001170201	1984	310	0001179501	1803	300
0001121444	1993	310	0001125018	1655	293	0001170202	1983	310	0001179518	1985	310
0001122201	1720	297	0001125019	1655	293	0001170203	1983	310	0001179519	1985	310
0001122400	1632	293	0001125031	0937	277	0001170416	1938	307	0001179602	1803	300
0001122401	1632	293	0001125039	0972	278	0001170417	1938	307	0001179603	1803	300
0001122402	1685	295	0001125046	1655	293	0001170420	1938	307	0001179608	1803	300
0001122412	1914	306	0001125047	1655	293	0001170421	1938	307	0001179609	1803	300
0001122413	1914	306	0001125048	1655	293	0001170422	1939	307	0001180602	1986	310
0001123001	1223	286	0001125049	1655	293	0001170423	1939	307	0001180603	1986	310
0001123002	1223	286	0001125501	1480	288	0001170602	1983	310	0001192082	1967	309
0001123003	1223	286	0001125502	1480	288	0001170603	1983	310	0001192083	1967	309
0001123012	1814	301	0001125503	1480	288	0001170604	1981	309	0001192091	1966	309
0001123013	1814	301	0001125504	1480	288	0001170605	1981	309	0001194019	1968	309
0001123014	1823	301	0001125511	1480	288	0001170606	1981	309	0001194020	1968	309
0001123015	1823	301	0001125605	1655	293	0001170607	1981	309	0001194024	1968	309

Bosch	Nº ZEN	Pg.	Bosch	Nº ZEN	Pg.	Bosch	Nº ZEN	Pg.	Bosch	Nº ZEN	Pg.
0001194602	1964	308	0001208200	0108	251	0001209001	0223	253	0001211258	0323	256
0001194603	1964	308	0001208201	0108	251	0001209002	0080	250	0001211500	0482	260
0001201009	0015	248	0001208202	0108	251	0001209003	0080	250	0001211501	0482	260
0001201010	0015	248	0001208204	0361	257	0001209006	0223	253	0001211502	0482	260
0001203008	0015	248	0001208206	0108	251	0001209008	0080	250	0001211503	0482	260
0001203016	0044	248	0001208208	0108	251	0001209012	0080	250	0001211504	0482	260
0001203024	0015	248	0001208209	0108	251	0001209014	0223	253	0001211505	0482	260
0001203025	0015	248	0001208211	0108	251	0001211006	0080	250	0001211510	0482	260
0001203026	0015	248	0001208213	0442	259	0001211010	0080	250	0001211512	0520	261
0001205005	0006	248	0001208216	0108	251	0001211012	0131	251	0001211513	0520	261
0001205012	0006	248	0001208217	0108	251	0001211018	0080	250	0001211514	0482	260
0001205016	0006	248	0001208218	0111	251	0001211020	0223	253	0001211515	0520	261
0001205017	0015	248	0001208220	0222	253	0001211025	0307	255	0001211525	0482	260
0001207001	0119	251	0001208222	0442	259	0001211146	0857	274	0001211536	0482	260
0001207002	0119	251	0001208223	0222	253	0001211200	0345	256	0001211987	0307	255
0001207003	0223	253	0001208224	0108	251	0001211201	0345	256	0001211988	0307	255
0001207006	0223	253	0001208225	0108	251	0001211206	0220	253	0001211989	0220	253
0001207010	0080	250	0001208226	0108	251	0001211207	0108	251	0001211991	0080	250
0001207012	0223	253	0001208227	0108	251	0001211209	0068	250	0001211992	0065	249
0001207014	0223	253	0001208228	0108	251	0001211210	0068	250	0001211992	0323	256
0001207015	0223	253	0001208229	0108	251	0001211213	0068	250	0001211993	0065	249
0001207016	0131	251	0001208232	0222	253	0001211214	0068	250	0001211993	0323	256
0001207018	0131	251	0001208233	0108	251	0001211215	0108	251	0001211995	0307	255
0001207019	0131	251	0001208400	0108	251	0001211216	0068	250	0001211996	0307	255
0001208001	0080	250	0001208405	0108	251	0001211217	0068	250	0001211998	0323	256
0001208003	0080	250	0001208408	0111	251	0001211218	0068	250	0001212006	0325	256
0001208004	0223	253	0001208409	0222	253	0001211219	0068	250	0001214001	0223	253
0001208006	0119	251	0001208411	0323	256	0001211220	0068	250	0001217174	0875	274
0001208006	0223	253	0001208412	0323	256	0001211221	0229	254	0001218001	0631	265
0001208007	0223	253	0001208416	0323	256	0001211222	0229	254	0001218002	0632	265
0001208009	0080	250	0001208417	0323	256	0001211223	0323	256	0001218004	0631	265
0001208011	0080	250	0001208418	0323	256	0001211224	0323	256	0001218005	0631	265
0001208017	0119	251	0001208423	0222	253	0001211227	0222	253	0001218006	0572	263
0001208023	0080	250	0001208501	0482	260	0001211228	0222	253	0001218007	0706	268
0001208025	0080	250	0001208507	0482	260	0001211229	0108	251	0001218008	0631	265
0001208026	0080	250	0001208510	0482	260	0001211230	0068	250	0001218009	0573	263
0001208030	0080	250	0001208513	0520	261	0001211233	0068	250	0001218010	0631	265
0001208032	0223	253	0001208514	0520	261	0001211234	0068	250	0001218011	0573	263
0001208033	0080	250	0001208515	0482	260	0001211235	0068	250	0001218012	0631	265
0001208036	0080	250	0001208516	0482	260	0001211236	0068	250	0001218013	0631	265
0001208038	0080	250	0001208517	0482	260	0001211239	0222	253	0001218014	0875	274
0001208040	0307	255	0001208518	0482	260	0001211242	0108	251	0001218015	0632	265
0001208046	0080	250	0001208521	0520	261	0001211244	0068	250	0001218016	0572	263
0001208047	0080	250	0001208528	0482	260	0001211245	0068	250	0001218017	0631	265
0001208049	0220	253	0001208705	0482	260	0001211246	0111	251	0001218018	0631	265
0001208050	0080	250	0001208706	0520	261	0001211247	0068	250	0001218019	0875	274
0001208053	0068	250	0001208707	0482	260	0001211248	0068	250	0001218021	0572	263
0001208054	0068	250	0001208709	0482	260	0001211249	0068	250	0001218022	0632	265
0001208055	0068	250	0001208710	0482	260	0001211251	0229	254	0001218023	0706	268
0001208055	0307	255	0001208711	0482	260	0001211252	0229	254	0001218024	0875	274
0001208058	0080	250	0001208713	0482	260	0001211253	0229	254	0001218025	0631	265
0001208059	0080	250	0001208714	0482	260	0001211254	0229	254	0001218026	0573	263
0001208061	0080	250	0001208715	0520	261	0001211255	0323	256	0001218027	0573	263
0001208100	0345	256	0001208717	0482	260	0001211256	0323	256	0001218028	0573	263
0001208101	0345	256	0001208718	0520	261	0001211257	0323	256	0001218029	0572	263

Bosch	Nº ZEN	Pg.	Bosch	Nº ZEN	Pg.	Bosch	Nº ZEN	Pg.	Bosch	Nº ZEN	Pg.
0001218101	0875	274	0001223507	1700	296	0001241020	12839	316	0001311103	0108	251
0001218102	0875	274	0001223555	1027	280	0001241020	1658	294	0001311104	0108	251
0001218103	0875	274	0001230001	1038	280	0001241021	1658	294	0001311105	0108	251
0001218105	1171	284	0001230002	1952	308	0001241023	1658	294	0001311106	0108	251
0001218106	0632	265	0001230004	1159	283	0001241024	1658	294	0001311107	0108	251
0001218107	0631	265	0001230006	1038	280	0001241119	1658	294	0001311108	0108	251
0001218108	0572	263	0001230007	1157	283	0001260001	1878	304	0001311109	0108	251
0001218109	0572	263	0001230008	1159	283	0001261001	1658	294	0001311110	0108	251
0001218110	0572	263	0001230009	1157	283	0001261002	1658	294	0001311112	0108	251
0001218115	0631	265	0001230010	1157	283	0001261004	1658	294	0001311113	0222	253
0001218116	0851	273	0001230012	1038	280	0001261006	1658	294	0001311114	0108	251
0001218118	1070	282	0001230013	1038	280	0001261008	1658	294	0001311116	0111	251
0001218120	0631	265	0001230023	1157	283	0001261013	1658	294	0001311117	0108	251
0001218125	0706	268	0001231001	1159	283	0001261025	1806	301	0001311118	0108	251
0001218126	0706	268	0001231002	1038	280	0001261026	1658	294	0001311119	0111	251
0001218128	1171	284	0001231003	1038	280	0001263012	1160	283	0001311120	0108	251
0001218129	0632	265	0001231004	1160	283	0001304002	0015	248	0001311121	0108	251
0001218135	0573	263	0001231005	1038	280	0001304012	0015	248	0001311122	0108	251
0001218136	0573	263	0001231008	1178	284	0001304013	0015	248	0001311123	0111	251
0001218152	0875	274	0001231009	1159	283	0001305008	0015	248	0001311124	0108	251
0001218157	1072	282	0001231010	1157	283	0001305016	0044	248	0001311125	0108	251
0001218159	0875	274	0001231011	1157	283	0001308006	0044	248	0001311126	0108	251
0001218162	1071	282	0001231012	1159	283	0001310005	0223	253	0001311127	0108	251
0001218165	1071	282	0001231013	1179	284	0001310007	0119	251	0001311128	0361	257
0001218166	1170	284	0001231014	1179	284	0001310010	0223	253	0001311129	0111	251
0001218168	0861	274	0001231016	1159	283	0001310013	0223	253	0001311130	0111	251
0001218172	0929	276	0001231018	1038	280	0001310016	0080	250	0001311131	0108	251
0001218174	0875	274	0001231026	1159	283	0001311001	0080	250	0001311132	0108	251
0001218176	1070	282	0001231027	1159	283	0001311007	0223	253	0001311133	0111	251
0001218177	0573	263	0001231033	1038	280	0001311013	0080	250	0001311134	0442	259
0001218772	0929	276	0001231036	1179	284	0001311016	0223	253	0001311135	0442	259
0001218774	0875	274	0001231039	1159	283	0001311019	0080	250	0001311136	0108	251
0001218776	1070	282	0001231040	1179	284	0001311023	0080	250	0001311137	0108	251
0001218821	1550	290	0001231041	1179	284	0001311024	0080	250	0001311138	0442	259
0001218822	1550	290	0001241001	12839	316	0001311025	0223	253	0001311139	0108	251
0001219001	0572	263	0001241001	1658	294	0001311027	0080	250	0001311140	0108	251
0001219004	0631	265	0001241003	12839	316	0001311028	0080	250	0001311141	0108	251
0001219007	0572	263	0001241003	1658	294	0001311030	0080	250	0001311143	0108	251
0001219008	0631	265	0001241004	12839	316	0001311031	0080	250	0001311145	0108	251
0001219009	0572	263	0001241004	1658	294	0001311032	0080	250	0001311146	0361	257
0001223001	1643	293	0001241005	12839	316	0001311034	0080	250	0001311147	0108	251
0001223002	1472	288	0001241005	1658	294	0001311036	0080	250	0001312108	1065	281
0001223003	1158	283	0001241006	12839	316	0001311037	0080	250	0001312109	1065	281
0001223005	1629	292	0001241006	1658	294	0001311038	0362	257	0001313001	0080	250
0001223006	1629	292	0001241007	12839	316	0001311039	0080	250	0001313003	0221	253
0001223007	1158	283	0001241007	1658	294	0001311041	0068	250	0001313004	0139	252
0001223010	1022	280	0001241008	1658	294	0001311042	0300	255	0001313004	0221	253
0001223013	1022	280	0001241009	1658	294	0001311045	0223	253	0001313005	0221	253
0001223016	1483	288	0001241014	12839	316	0001311046	0068	250	0001313006	0221	253
0001223021	1483	288	0001241014	1658	294	0001311048	0362	257	0001313007	0221	253
0001223024	1158	283	0001241015	12839	316	0001311049	0068	250	0001314001	0300	255
0001223500	1026	280	0001241015	1658	294	0001311050	0638	265	0001314002	0221	253
0001223503	1624	292	0001241016	1658	294	0001311051	0638	265	0001314005	0221	253
0001223504	1624	292	0001241019	12839	316	0001311100	0361	257	0001314010	0638	265
0001223505	1027	280	0001241019	1658	294	0001311101	0108	251	0001314012	0065	249



Bosch	Nº ZEN	Pg.	Bosch	Nº ZEN	Pg.	Bosch	Nº ZEN	Pg.	Bosch	Nº ZEN	Pg.
0001314012	0323	256	0001354032	0224	254	0001359011	0302	255	0001359097	1364	287
0001314013	0323	256	0001354034	0227	254	0001359012	0301	255	0001359099	0392	257
0001314014	0068	250	0001354036	0227	254	0001359014	0301	255	0001359100	0105	251
0001314015	0068	250	0001354040	0227	254	0001359016	0304	255	0001359100	1364	287
0001314017	0417	258	0001354041	1076	282	0001359019	0101	250	0001359101	0105	251
0001314018	0108	251	0001354046	0227	254	0001359020	0302	255	0001359101	1364	287
0001314022	0442	259	0001354048	1076	282	0001359021	0460	260	0001359104	0661	266
0001314025	0361	257	0001354049	0227	254	0001359024	0101	250	0001359106	0392	257
0001314026	0857	274	0001354055	1076	282	0001359025	0301	255	0001359108	0392	257
0001314027	0361	257	0001354064	0028	248	0001359027	0301	255	0001359109	0661	266
0001314027	0857	274	0001354065	0227	254	0001359031	0105	251	0001359110	0661	266
0001314028	0857	274	0001354068	1076	282	0001359031	1364	287	0001359111	0105	251
0001314029	0361	257	0001354076	0028	248	0001359034	0302	255	0001359111	1364	287
0001314029	0857	274	0001354080	0318	256	0001359040	0101	250	0001359112	0392	257
0001314030	0857	274	0001354082	0318	256	0001359043	0301	255	0001359113	0105	251
0001314033	0361	257	0001354084	0105	251	0001359050	0101	250	0001359113	1364	287
0001314033	0857	274	0001354084	1364	287	0001359053	0392	257	0001359118	0105	251
0001314034	0361	257	0001354085	1076	282	0001359055	0105	251	0001359118	1364	287
0001314034	0857	274	0001354087	1076	282	0001359055	1364	287	0001359119	0105	251
0001314035	0361	257	0001354088	0318	256	0001359056	0392	257	0001359119	1364	287
0001314035	0857	274	0001354091	0318	256	0001359057	0105	251	0001359122	0315	255
0001314036	0361	257	0001354092	0318	256	0001359057	1364	287	0001359124	0392	257
0001314036	0857	274	0001354093	0318	256	0001359060	0392	257	0001360002	0101	250
0001314037	0857	274	0001354097	0318	256	0001359062	0105	251	0001360002	0316	255
0001314038	0361	257	0001354099	0318	256	0001359062	1364	287	0001360003	0101	250
0001314038	0857	274	0001354100	0318	256	0001359064	0118	251	0001360004	0105	251
0001314047	0931	276	0001354103	0318	256	0001359067	0118	251	0001360004	1364	287
0001316004	0420	258	0001355004	0227	254	0001359067	0661	266	0001360009	0101	250
0001316004	0857	274	0001355009	1076	282	0001359069	0661	266	0001360013	0302	255
0001316012	0931	276	0001355014	0318	256	0001359071	0105	251	0001360016	0101	250
0001316013	0931	276	0001355015	0318	256	0001359071	1364	287	0001360020	0302	255
0001317007	0420	258	0001358017	0225	254	0001359072	0105	251	0001360025	0105	251
0001317008	0420	258	0001358018	0226	254	0001359072	1364	287	0001360025	1364	287
0001317009	0406	258	0001358020	0226	254	0001359073	0105	251	0001360027	0105	251
0001317010	0406	258	0001358027	0226	254	0001359073	1364	287	0001360027	1364	287
0001317011	0428	259	0001358030	0034	248	0001359074	0105	251	0001360029	0392	257
0001317012	0428	259	0001358033	0226	254	0001359074	1364	287	0001360030	0105	251
0001317013	0420	258	0001358038	0225	254	0001359075	0392	257	0001360030	1364	287
0001317016	0428	259	0001358046	0225	254	0001359076	0392	257	0001360031	0105	251
0001317017	0428	259	0001358047	0225	254	0001359077	0308	255	0001360031	1364	287
0001317018	0406	258	0001358049	0301	255	0001359081	0661	266	0001360032	0105	251
0001317022	0420	258	0001358051	0101	250	0001359082	0661	266	0001360032	1364	287
0001317023	0633	265	0001358201	0313	255	0001359083	0105	251	0001360033	0392	257
0001317024	0781	271	0001358202	0313	255	0001359083	1364	287	0001360034	0105	251
0001317025	0420	258	0001359001	0101	250	0001359084	0105	251	0001360034	1364	287
0001352003	0015	248	0001359002	0302	255	0001359084	1364	287	0001360035	0105	251
0001354006	1076	282	0001359003	0101	250	0001359086	0153	252	0001360035	1364	287
0001354010	0226	254	0001359004	0392	257	0001359087	0105	251	0001360036	0105	251
0001354010	0227	254	0001359006	0101	250	0001359087	1364	287	0001360036	1364	287
0001354012	1076	282	0001359006	0316	255	0001359089	0105	251	0001360037	0105	251
0001354016	0028	248	0001359007	0101	250	0001359089	1364	287	0001360037	1364	287
0001354021	1076	282	0001359008	0118	251	0001359090	0497	261	0001360038	0105	251
0001354025	1076	282	0001359008	0302	255	0001359091	0105	251	0001360038	1364	287
0001354026	0224	254	0001359009	0302	255	0001359091	1364	287	0001360039	0105	251
0001354029	0227	254	0001359010	0101	250	0001359097	0105	251	0001360039	1364	287

Bosch	Nº ZEN	Pg.	Bosch	Nº ZEN	Pg.	Bosch	Nº ZEN	Pg.	Bosch	Nº ZEN	Pg.
0001360040	0105	251	0001362049	0677	267	0001362322	0291	254	0001366006	1005	279
0001360040	1364	287	0001362050	0366	257	0001362323	0291	254	0001366008	0378	257
0001360041	0392	257	0001362051	0367	257	0001362324	0418	258	0001366009	0366	257
0001360042	0392	257	0001362053	0366	257	0001362600	0228	254	0001366011	0447	259
0001360043	0315	255	0001362059	0447	259	0001362601	0228	254	0001366012	0447	259
0001360046	0105	251	0001362061	0365	257	0001362602	0460	260	0001366013	1005	279
0001360046	1364	287	0001362062	0291	254	0001362603	0460	260	0001366014	0366	257
0001360047	0105	251	0001362063	0367	257	0001362605	0228	254	0001366015	0366	257
0001360047	1364	287	0001362064	0378	257	0001362606	0460	260	0001366017	0366	257
0001360049	0105	251	0001362069	0228	254	0001362607	0460	260	0001366018	0367	257
0001360049	1364	287	0001362070	0228	254	0001362700	0764	270	0001366019	0538	262
0001360050	0118	251	0001362071	0320	256	0001362701	0764	270	0001366020	0366	257
0001360054	0392	257	0001362072	0366	257	0001362702	0764	270	0001366021	0367	257
0001360055	0661	266	0001362073	0291	254	0001363002	0312	255	0001366022	0366	257
0001360056	0105	251	0001362074	0366	257	0001363002	0366	257	0001366024	0447	259
0001360056	1364	287	0001362075	0366	257	0001363101	0310	255	0001366026	1001	279
0001360057	0105	251	0001362076	0366	257	0001363104	0365	257	0001366027	0447	259
0001360057	1364	287	0001362077	0228	254	0001363105	0447	259	0001367001	0367	257
0001360059	0105	251	0001362078	0228	254	0001363106	1180	284	0001367002	0418	258
0001360059	1364	287	0001362079	0365	257	0001363107	0366	257	0001367004	0367	257
0001360061	0105	251	0001362081	0460	260	0001363109	0366	257	0001367005	0367	257
0001360061	1364	287	0001362083	0228	254	0001363110	0366	257	0001367006	0419	258
0001360063	0315	255	0001362084	0677	267	0001363111	0291	254	0001367007	0367	257
0001360064	0392	257	0001362085	1003	279	0001363112	0366	257	0001367008	0378	257
0001360065	0105	251	0001362086	0365	257	0001363113	0366	257	0001367009	0378	257
0001360065	1364	287	0001362091	0366	257	0001363115	0366	257	0001367010	0367	257
0001362001	0319	256	0001362092	0447	259	0001363116	0367	257	0001367011	0367	257
0001362002	0319	256	0001362093	0419	258	0001363117	0447	259	0001367012	0367	257
0001362003	0319	256	0001362094	1003	279	0001363118	0378	257	0001367013	0378	257
0001362004	0319	256	0001362094	1005	279	0001363119	1180	284	0001367014	0367	257
0001362012	0312	255	0001362095	0447	259	0001363120	1180	284	0001367015	0378	257
0001362013	0312	255	0001362096	0367	257	0001363122	0291	254	0001367017	0418	258
0001362016	0312	255	0001362097	0367	257	0001363125	0447	259	0001367018	0378	257
0001362017	0312	255	0001362099	1003	279	0001363126	0365	257	0001367019	0367	257
0001362021	0312	255	0001362100	0677	267	0001364100	0308	255	0001367020	0418	258
0001362024	0312	255	0001362102	0291	254	0001364101	0392	257	0001367021	0367	257
0001362027	0319	256	0001362104	1004	279	0001364102	0392	257	0001367022	0419	258
0001362028	0319	256	0001362105	1624	292	0001364103	0392	257	0001367023	0367	257
0001362029	0319	256	0001362300	0367	257	0001364104	0392	257	0001367024	0378	257
0001362030	0319	256	0001362301	0378	257	0001364105	0308	255	0001367026	0367	257
0001362032	0310	255	0001362302	0418	258	0001364108	0105	251	0001367027	0367	257
0001362033	0312	255	0001362303	0378	257	0001364108	1364	287	0001367028	0648	266
0001362034	0366	257	0001362304	0378	257	0001364203	0760	270	0001367029	0648	266
0001362035	0447	259	0001362305	0366	257	0001364206	0760	270	0001367030	0367	257
0001362036	0366	257	0001362306	0367	257	0001364400	1594	291	0001367031	0367	257
0001362037	0320	256	0001362307	0528	262	0001364402	1594	291	0001367032	0378	257
0001362038	0228	254	0001362308	0366	257	0001365004	0308	255	0001367033	0367	257
0001362039	0291	254	0001362309	0367	257	0001365005	0118	251	0001367034	0367	257
0001362040	0366	257	0001362311	0366	257	0001365007	0105	251	0001367035	0419	258
0001362041	0366	257	0001362312	0635	265	0001365007	1364	287	0001367037	0635	265
0001362042	0447	259	0001362313	0366	257	0001365008	0105	251	0001367039	0367	257
0001362045	0365	257	0001362314	0366	257	0001365008	1364	287	0001367041	0419	258
0001362046	0366	257	0001362316	0635	265	0001366001	0366	257	0001367042	0419	258
0001362047	0228	254	0001362319	0635	265	0001366004	0366	257	0001367043	0378	257
0001362048	0677	267	0001362321	0635	265	0001366005	1005	279	0001367045	0367	257

Bosch	Nº ZEN	Pg.	Bosch	Nº ZEN	Pg.	Bosch	Nº ZEN	Pg.	Bosch	Nº ZEN	Pg.
0001367046	0367	257	0001368035	0367	257	0001371006	0920	276	0001410026	0078	313
0001367047	0418	258	0001368036	0419	258	0001371007	0920	276	0001410027	0078	313
0001367048	0418	258	0001368038	0419	258	0001371008	0920	276	0001410029	0218	313
0001367049	0367	257	0001368039	0378	257	0001371009	0920	276	0001410032	0087	313
0001367050	0367	257	0001368040	0418	258	0001371010	0920	276	0001410034	0087	313
0001367051	0418	258	0001368041	0378	257	0001371013	0920	276	0001410035	0078	313
0001367052	0367	257	0001368043	0538	262	0001371015	0920	276	0001410037	0087	313
0001367054	0814	272	0001368044	0418	258	0001372001	0920	276	0001410041	0122	319
0001367055	0419	258	0001368046	0378	257	0001372002	0920	276	0001410041	0133	251
0001367056	0419	258	0001368047	0367	257	0001372003	0920	276	0001410041	0218	313
0001367057	0418	258	0001368049	0378	257	0001372004	0920	276	0001410043	0218	313
0001367059	0367	257	0001368050	0378	257	0001372005	0920	276	0001410044	0087	313
0001367061	0784	271	0001368051	0419	258	0001372006	0920	276	0001410046	0087	313
0001367063	0419	258	0001368052	0418	258	0001372007	0920	276	0001410047	0078	313
0001367066	0418	258	0001368055	0367	257	0001372008	0920	276	0001410050	0087	313
0001367067	0378	257	0001368058	0378	257	0001400152	0035	313	0001410052	0218	313
0001367068	0367	257	0001368059	0635	265	0001401002	0036	313	0001410058	0218	313
0001367070	0418	258	0001368060	0418	258	0001401007	0035	313	0001410062	0087	313
0001367071	0418	258	0001368062	0367	257	0001401025	0035	313	0001410063	0087	313
0001367072	0970	278	0001368063	0367	257	0001401041	0035	313	0001410063	0122	319
0001367074	0367	257	0001368068	0418	258	0001401044	0036	313	0001410063	0133	251
0001367300	0367	257	0001368069	0970	278	0001401045	0036	313	0001410067	1181	313
0001367301	0367	257	0001368070	0418	258	0001401046	0036	313	0001410068	1181	313
0001367302	0418	258	0001368071	0378	257	0001401049	0035	313	0001410069	0087	313
0001368001	0367	257	0001368072	0418	258	0001401050	0035	313	0001410074	0087	313
0001368002	0367	257	0001368076	0418	258	0001401051	0035	313	0001410077	0087	313
0001368003	0367	257	0001368077	1002	279	0001401052	0035	313	0001410078	0218	313
0001368005	0367	257	0001368082	0418	258	0001401061	0035	313	0001410083	0218	313
0001368006	0378	257	0001368083	0970	278	0001401066	0035	313	0001410087	0087	313
0001368007	0367	257	0001368085	0418	258	0001401074	0035	313	0001410088	0218	313
0001368008	0367	257	0001368300	0367	257	0001402002	0036	313	0001410089	0122	319
0001368009	0378	257	0001368301	0367	257	0001402008	0035	313	0001410089	0133	251
0001368010	0367	257	0001368302	0367	257	0001402050	0035	313	0001410089	0218	313
0001368011	0367	257	0001368306	0418	258	0001402051	0036	313	0001410090	0218	313
0001368012	0367	257	0001368307	0367	257	0001402052	0036	313	0001410094	0078	313
0001368013	0367	257	0001368309	0367	257	0001402053	0036	313	0001410098	0087	313
0001368014	0367	257	0001368313	1594	291	0001402054	0035	313	0001410102	0087	313
0001368015	0378	257	0001368318	1594	291	0001402055	0035	313	0001410106	0087	313
0001368017	0367	257	0001369001	0635	265	0001402057	0036	313	0001410111	0087	313
0001368018	0367	257	0001369003	0418	258	0001402058	0035	313	0001410115	0087	313
0001368019	0648	266	0001369005	0635	265	0001402059	0035	313	0001410116	1181	313
0001368020	0648	266	0001369007	0970	278	0001402060	0035	313	0001411005	0087	313
0001368021	0367	257	0001369009	0378	257	0001402061	0035	313	0001411007	0088	313
0001368022	0367	257	0001369014	0366	257	0001402071	0035	313	0001411009	0218	313
0001368023	0418	258	0001369015	0419	258	0001402075	0035	313	0001411010	0087	313
0001368024	0367	257	0001369019	0970	278	0001402080	0035	313	0001411012	0087	313
0001368025	0378	257	0001369023	0419	258	0001402081	0035	313	0001411013	0087	313
0001368026	0419	258	0001369025	0970	278	0001402083	0035	313	0001411014	0218	313
0001368027	0419	258	0001369200	0419	258	0001410015	0218	313	0001411015	0087	313
0001368028	0367	257	0001369201	0419	258	0001410016	0218	313	0001411016	0087	313
0001368030	0367	257	0001370001	1190	285	0001410019	0087	313	0001411036	0087	313
0001368031	0367	257	0001370002	0188	253	0001410021	0122	319	0001413001	0218	313
0001368032	0367	257	0001370003	0920	276	0001410021	0133	251	0001413004	0218	313
0001368033	0367	257	0001371004	0920	276	0001410021	0218	313	0001413006	0218	313
0001368034	0418	258	0001371005	0920	276	0001410022	0218	313	0001413010	0218	313

Bosch	Nº ZEN	Pg.	Bosch	Nº ZEN	Pg.	Bosch	Nº ZEN	Pg.	Bosch	Nº ZEN	Pg.
0001413018	0087	313	0001416068	0087	313	0001421005	1866	303	6033AD1J00	1550	290
0001414003	0218	313	0001416069	0087	313	0001421006	0117	251	9000062014	0108	251
0001414008	0087	313	0001416070	0087	313	0001421007	0188	253	9000081001	0729	268
0001414009	0218	313	0001416071	0087	313	0001421008	0117	251	9000081001	12685	320
0001414010	0218	313	0001416075	0087	313	0001421009	0188	253	9000081001	12693	321
0001414011	0218	313	0001416076	0087	313	0001421010	0188	253	9000081001	12694	321
0001414015	0218	313	0001417001	0218	313	0001421014	1866	303	9000081002	0729	268
0001414018	0218	313	0001417002	0087	313	0001421015	1866	303	9000081002	12685	320
0001414019	0087	313	0001417016	0087	313	0001501001	0035	313	9000081003	0837	273
0001414022	0218	313	0001417022	0087	313	0001501003	0036	313	9000081004	0745	269
0001415001	0218	313	0001417023	0087	313	0001501020	0036	313	9000081004	12683	320
0001415002	0218	313	0001417024	0087	313	0001501032	0036	313	9000081005	0855	274
0001415006	0218	313	0001417028	0218	313	0001501038	0035	313	9000081005	12689	320
0001415007	0078	313	0001417033	0087	313	0001510001	0290	254	9000081005	12693	321
0001415008	0087	313	0001417035	0087	313	0001510002	0290	254	9000081005	12694	321
0001415009	0087	313	0001417036	0218	313	0001510008	0290	254	9000081006	0866	274
0001415010	0218	313	0001417042	0087	313	0001510009	0290	254	9000081006	12681	320
0001415011	0087	313	0001417043	0087	313	0001510017	0290	254	9000081006	12693	321
0001415013	0087	313	0001417044	0087	313	0001510020	1111	313	9000081006	12694	321
0001415017	0087	313	0001417045	0087	313	0001510021	0290	254	9000081007	0866	274
0001415020	1181	313	0001417047	0087	313	0001510022	0290	254	9000081007	12681	320
0001415027	0218	313	0001417048	0087	313	0001510024	0290	254	9000081007	12693	321
0001416002	0218	313	0001417054	0087	313	0001510025	1111	313	9000081007	12694	321
0001416003	0087	313	0001417055	0087	313	0001510030	0290	254	9000081008	0855	274
0001416004	0078	313	0001417056	0087	313	0001510031	1111	313	9000081008	12689	320
0001416005	0087	313	0001417060	0087	313	0001510032	1111	313	9000081008	12693	321
0001416006	0087	313	0001417065	0089	313	0001510034	0290	254	9000081008	12694	321
0001416007	0087	313	0001417066	0087	313	0001510035	0290	254	9000081009	0846	273
0001416008	0087	313	0001417068	0087	313	0001510037	1111	313	9000081010	1222	286
0001416009	0087	313	0001417071	0087	313	0001510038	1111	313	9000082000	0006	248
0001416011	0087	313	0001417072	0087	313	0001510040	0290	254	9000082001	0015	248
0001416012	0087	313	0001417075	0089	313	0001510041	1111	313	9000082003	0191	253
0001416013	0218	313	0001418010	0087	313	0399703052	1826	302	9000082004	0062	249
0001416017	0218	313	0001420001	0117	251	0399709049	1964	308	9000082005	0044	248
0001416022	0218	313	0001420002	0188	253	0399709050	1964	308	9000082006	0046	249
0001416023	0218	313	0001420003	0117	251	0399709051	1969	309	9000082009	0065	249
0001416024	0218	313	0001420004	0117	251	0399709052	1969	309	9000082010	0044	248
0001416026	0218	313	0001420005	0117	251	5W0911023	1741	298	9000082012	0080	250
0001416028	0218	313	0001420006	0188	253	0986016950	1643	293	9000082013	0077	250
0001416030	0087	313	0001420007	0188	253	0986018980	1157	283	9000082015	0015	248
0001416031	0087	313	0001420008	0188	253	0986020310	1958	308	9000082017	0115	251
0001416032	0087	313	0001420009	0117	251	0986021240	1641	293	9000082020	0034	248
0001416033	0087	313	0001420010	0188	253	0986021640	1650	293	9000082021	0111	251
0001416034	0087	313	0001420011	0188	253	0986021810	1642	293	9000082022	0046	249
0001416035	0087	313	0001420013	0117	251	2006202000	0776	270	9000082023	0080	250
0001416036	0087	313	0001420014	0117	251	2006209000	0776	270	9000082024	0108	251
0001416039	0087	313	0001420015	0117	251	2339402220	12839	316	9000082025	0108	251
0001416048	0087	313	0001420024	0117	251	6004AA0003	1545	289	9000082028	0163	252
0001416049	0087	313	0001420025	0117	251	6004AA0008	1545	289	9000082029	0077	250
0001416050	0087	313	0001420026	0188	253	6004AA0017	1467	287	9000082030	0068	250
0001416053	0087	313	0001420027	0188	253	6004AA0018	0852	274	9000082032	0065	249
0001416058	0087	313	0001421001	0117	251	6004AA0021	0799	271	9000082033	0108	251
0001416061	0089	313	0001421002	0117	251	6004AA0027	1545	289	9000082034	0065	249
0001416062	0087	313	0001421003	0117	251	6004AA3009	1470	288	9000082035	0108	251
0001416067	0087	313	0001421004	0117	251	6033AD0J00	1550	290	9000082036	0108	251

Bosch	Nº ZEN	Pg.	Bosch	Nº ZEN	Pg.	Bosch	Nº ZEN	Pg.	Bosch	Nº ZEN	Pg.
9000082039	0111	251	9000083028	1364	287	9000083074	1364	287	9000085004	0036	313
9000082040	0111	251	9000083029	0034	248	9000083075	0497	261	9000141100	0325	256
9000082041	0108	251	9000083030	0059	249	9000083076	0497	261	9000141101	0325	256
9000082042	0108	251	9000083031	0105	251	9000083077	0748	269	9000141103	0325	256
9000082043	0108	251	9000083031	1364	287	9000083077	1372	287	9000141107	0325	256
9000082045	0068	250	9000083035	0118	251	9000084005	0855	274	9000141108	0325	256
9000082046	0065	249	9000083036	0105	251	9000084007	0089	313	9000141111	0325	256
9000082047	0065	249	9000083036	1364	287	9000084007	0122	319	9000141112	0325	256
9000082048	0108	251	9000083037	0153	252	9000084007	0133	251	9000141114	0325	256
9000082049	0065	249	9000083038	0118	251	9000084008	0088	313	9000141116	0108	251
9000082050	0108	251	9000083039	0303	255	9000084008	0122	319	9000142001	0108	251
9000082051	0108	251	9000083040	0060	249	9000084008	0133	251	9000142002	0108	251
9000082053	0111	251	9000083041	0118	251	9000084009	0089	313	9000142003	0108	251
9000082054	0108	251	9000083042	0118	251	9000084009	0122	319	9000142100	0111	251
9000082055	0108	251	9000083043	0315	255	9000084009	0133	251	9000142102	0108	251
9000082058	0108	251	9000083045	0105	251	9000084010	0087	313	9000143101	0302	255
9000082059	0108	251	9000083045	1364	287	9000084010	0122	319	9000143114	0153	252
9000082061	0111	251	9000083046	0105	251	9000084010	0133	251	9000143115	0153	252
9000082062	0323	256	9000083046	1364	287	9000084011	0087	313	9000143204	1005	279
9000082063	0108	251	9000083050	0105	251	9000084011	0122	319	9000143305	0392	257
9000082064	0108	251	9000083050	1364	287	9000084011	0133	251	9000143408	0228	254
9000082065	0108	251	9000083051	0118	251	9000084012	0087	313	9000143412	0418	258
9000082066	0111	251	9000083052	0105	251	9000084012	0122	319	9000143415	0418	258
9000082067	0108	251	9000083052	1364	287	9000084012	0133	251	9000143416	0418	258
9000082069	0108	251	9000083053	0105	251	9000084013	0087	313	9000143601	0418	258
9000082070	0111	251	9000083053	1364	287	9000084013	0122	319	9000331201	1070	282
9000082071	0108	251	9000083054	0105	251	9000084013	0133	251	9000331203	1070	282
9000082073	0065	249	9000083054	1364	287	9000084014	0087	313	9000331406	1174	284
9000082074	0108	251	9000083055	0118	251	9000084014	0122	319	9000331411	1172	284
9000082075	0108	251	9000083056	0105	251	9000084014	0133	251	9000331414	1072	282
9000082076	0108	251	9000083056	1364	287	9000084015	0122	319	9000331415	1070	282
9000082077	0065	249	9000083057	0153	252	9000084015	0133	251	9000331418	0838	273
9000082078	0108	251	9000083058	0118	251	9000084016	0133	251	9000331419	0796	271
9000082079	0111	251	9000083059	0118	251	9000084016	0218	313	9000331421	1173	284
9000082080	0111	251	9000083060	0105	251	9000084017	0087	313	9000331424	1173	284
9000082083	0111	251	9000083060	1364	287	9000084017	0122	319	9000331428	1173	284
9000082085	0111	251	9000083061	0105	251	9000084017	0133	251	9000331432	0861	274
9000083000	0043	248	9000083061	1364	287	9000084018	0087	313	9000331433	0861	274
9000083001	0034	248	9000083062	0118	251	9000084018	0122	319	9000331433	1550	290
9000083002	0059	249	9000083063	0105	251	9000084018	0133	251	9000333104	0482	260
9000083003	0060	249	9000083063	1364	287	9000084019	0087	313	9000333105	0108	251
9000083004	0061	249	9000083064	0105	251	9000084019	0122	319	9000333106	0482	260
9000083011	0034	248	9000083064	1364	287	9000084019	0133	251	9000333109	0482	260
9000083012	0034	248	9000083065	0105	251	9000084020	0088	313	9000333114	0482	260
9000083013	0060	249	9000083065	1364	287	9000084020	0122	319	9000333117	0482	260
9000083014	0034	248	9000083066	0105	251	9000084020	0133	251	9000333121	0871	274
9000083015	1076	282	9000083066	1364	287	9000084021	0087	313	9000334102	0108	251
9000083018	0034	248	9000083067	0105	251	9000084021	0122	319	9000334104	0325	256
9000083019	0060	249	9000083067	1364	287	9000084021	0133	251	9000451001	0293	255
9000083020	0034	248	9000083068	0105	251	9000084022	0088	313	9000451004	0328	256
9000083024	0092	250	9000083068	1364	287	9000084022	0133	251	9000451010	0293	255
9000083025	0092	250	9000083069	0496	261	9000084023	0088	313	9000451011	0329	256
9000083027	0105	251	9000083071	0497	261	9000084023	0133	251	9000451012	0328	256
9000083027	1364	287	9000083072	0668	266	9000084024	0089	313	9000451017	0293	255
9000083028	0105	251	9000083074	0105	251	9000084026	0089	313	9000451024	0293	255

Bosch	Nº ZEN	Pg.	Bosch	Nº ZEN	Pg.	Bosch	Nº ZEN	Pg.	Bosch	Nº ZEN	Pg.
9000452003	0348	256	9000453049	1359	287	F000AL0118	1547	289	F000CD0802	1741	298
9000453001	0024	248	9000453050	0024	248	F000AL0128	1638	293	F000CD08A0	1712	296
9000453001	1359	287	9000453050	1359	287	F000AL0129	1697	295	F000CD08A1	1712	296
9000453004	0024	248	9000453051	0024	248	F000AL0130	1675	294	F000CD08A2	1741	298
9000453004	1359	287	9000453051	1359	287	F000AL0131	1697	295	F000CD0900	1666	294
9000453005	0024	248	9000453052	0024	248	F000AL0132	1736	297	F000CD0901	1666	294
9000453005	1359	287	9000453052	1359	287	F000AL0133	1736	297	F000CD0903	1666	294
9000453006	0024	248	9000453053	0084	250	F000AL0135	1690	295	F000CD0905	1666	294
9000453006	1359	287	9000453054	0024	248	F000AL0137	1562	290	F000CD0A02	1674	294
9000453007	0186	253	9000453054	1359	287	F000AL0138	1691	295	F002G20348	1855	303
9000453008	0186	253	9000453055	0056	249	F000AL0139	1691	295	F002G20524	0925	276
9000453009	0024	248	9000453057	0505	261	F000AL0140	1736	297	F002G20582	1855	303
9000453009	1359	287	9000453059	0024	248	F000AL0141	1736	297	F002G20658	1937	307
9000453011	0024	248	9000453059	1359	287	F000AL0143	1815	301	F002G20904	1743	298
9000453011	1359	287	9000453061	0024	248	F000AL0144	1547	289	F002G20932	1855	303
9000453012	0085	250	9000453061	1359	287	F000AL0150	1697	295	F002GC0014	1964	308
9000453013	0125	251	9000453062	0085	250	F000AL0151	1675	294	F002GC0044	1964	308
9000453014	0024	248	9000453064	0622	265	F000AL0152	1697	295	F002GC0045	1964	308
9000453014	1359	287	9000453065	0622	265	F000AL0154	1929	307	F002GC0046	1969	309
9000453015	0024	248	9000453066	1190	285	F000AL0159	1845	302	F002GC0047	1969	309
9000453015	1359	287	9000453067	0622	265	F000AL0300	0846	273	F004A94008	1562	290
9000453016	0024	248	9000453068	0622	265	F000AL0301	0942	277	F005M00012	0919	276
9000453016	1359	287	9000453072	0668	266	F000AL0302	1471	288	F005M00012	12693	321
9000453017	0024	248	9000453073	0118	251	F000AL0304	0837	273	F005M00012	12694	321
9000453017	1359	287	9000453074	0497	261	F000AL0305	0846	273	F005M00014	0919	276
9000453018	0084	250	9000453075	0497	261	F000AL0306	0989	278	F005M00014	12693	321
9000453019	0024	248	9000453076	0497	261	F000AL0309	0837	273	F005M00014	12694	321
9000453019	1359	287	9000453080	0668	266	F000AL0310	0837	273	F005M00024	0745	269
9000453024	0505	261	9000453082	0105	251	F000AL0314	0837	273	F006AL0602	0497	261
9000453025	0070	250	9000453083	0105	251	F000AL0400	1177	284	F006AL0602	0497	261
9000453027	0085	250	9000453086	0118	251	F000AL0401	1222	286	F00MAL0110	0998	279
9000453028	0024	248	9000453088	0315	255	F000AL0402	1468	287	F010AL0101	0800	272
9000453028	1359	287	9000453089	0392	257	F000AL0414	1222	286	F010AL0103	0866	274
9000453029	1190	285	9000453090	0315	255	F000AL0415	1468	287	F010AL0301	0846	273
9000453032	0024	248	9000453091	0315	255	F000AL0502	1223	286	<b>Bosch Reman</b>	<b>Nº ZEN</b>	<b>Pg.</b>
9000453032	1359	287	9007044015	1157	283	F000AL0502	12841	320	SR97X	9702	315
9000453033	0085	250	9007045018	0852	274	F000AL0503	2016	311	SR1319X	1548	290
9000453034	0024	248	9007045020	0852	274	F000AL0507	12841	320	<b>Boston Auto</b>	<b>Nº ZEN</b>	<b>Pg.</b>
9000453034	1359	287	9967600004	0035	313	F000AL0901	1740	297	3191181	1548	290
9000453038	0024	248	9967600005	0036	313	F000AL0903	1740	297	<b>Cargo</b>	<b>Nº ZEN</b>	<b>Pg.</b>
9000453038	1359	287	F000AL0100	0855	274	F000ALO700	0118	251	111120	9702	315
9000453041	0024	248	F000AL0100	12689	320	F000C60001	1879	304	113617	1548	290
9000453041	1359	287	F000AL0100	12693	321	F000C60004	1879	304	131766	0776	270
9000453042	0024	248	F000AL0100	12694	321	F000C60299	1875	304	232632	0776	270
9000453042	1359	287	F000AL0101	1469	287	F000C60300	1875	304	330265	1642	293
9000453043	0024	248	F000AL0102	0998	279	F000C60302	1964	308	<b>Carrier Transicold</b>	<b>Nº ZEN</b>	<b>Pg.</b>
9000453043	1359	287	F000AL0103	0745	269	F000C60303	1964	308	20451285	0792	271
9000453044	0186	253	F000AL0104	1469	287	F000C60304	1969	309	20451993	0792	271
9000453045	0186	253	F000AL0105	1168	284	F000C60305	1969	309	<b>Case</b>	<b>Nº ZEN</b>	<b>Pg.</b>
9000453046	0024	248	F000AL0106	1547	289	F000CD0001	1666	294	A20873	0567	263
9000453046	1359	287	F000AL0107	1168	284	F000CD0002	1674	294	A36582	0567	263
9000453047	0024	248	F000AL0108	1155	283	F000CD0100	1712	296	A36583	0567	263
9000453047	1359	287	F000AL0110	0998	279	F000CD0202	1674	294	A38413	0567	263
9000453048	0125	251	F000AL0111	1562	290	F000CD0800	1712	296	A47466	0567	263
9000453049	0024	248	F000AL0112	1168	284	F000CD0801	1712	296	A57092	0567	263

Case	Nº ZEN	Pg.	Chrysler	Nº ZEN	Pg.	Clark	Nº ZEN	Pg.	Denso	Nº ZEN	Pg.
A59671	0567	263	4339474	0292	255	3136105	0567	263	280005060	1767	299
D32189	0567	263	5206270	0339	256	<b>CNH</b>	Nº ZEN	Pg.	280005300	1827	302
G44881	0567	263	5213045	0292	255	82036365	1700	296	280005300	1828	302
G44927	0567	263	5213085	0339	256	84208918	1700	296	280005301	1827	302
91902C1	0434	259	5213190	0339	256	87398251	1700	296	280005301	1828	302
A162469	0434	259	5213370	0339	256	87583927	1700	296	280005490	1827	302
A181642	0970	278	5213395	0339	256	87751000	1698	295	280005510	1827	302
A187597	0970	278	5213450	0292	255	504388220	1700	296	280005510	1828	302
E010372	0308	255	5226441	0292	255	<b>Comstar</b>	Nº ZEN	Pg.	280005511	1827	302
104192A1	0567	263	5226442	0292	255	9ET0066AI	1997	310	280005511	1828	302
114799A1	0970	278	40911920	0495	261	<b>Cummins</b>	Nº ZEN	Pg.	280005520	1827	302
P941519Q	0970	278	56004934	0801	272	3283312	0970	278	280005530	1827	302
396587R91	0567	263	56041014	0825	273	3283812	0970	278	280005530	1828	302
<b>Caterpillar</b>	Nº ZEN	Pg.	045532026F	1070	282	3399104	1353	287	280005531	1827	302
88190	0567	263	04748046AA	1970	309	4948058	1881	304	280005531	1828	302
4N0241	0434	259	4748046AA	1970	309	C4948058	1881	304	280005532	1827	302
4N4405	0930	276	04748046AB	1970	309	3604645RX	0555	262	280005532	1828	302
655293	0567	263	4748046AB	1970	309	3675148RX	0792	271	280005541	1827	302
677750	0567	263	04748046AC	1970	309	3675149RX	0792	271	280005541	1828	302
7M8651	0110	251	4748046AC	1970	309	<b>Dacia</b>	Nº ZEN	Pg.	280005542	1827	302
7M8651	9074	314	04801839AB	1877	304	7711497567	1756	298	280005543	1827	302
7N0923	0434	259	4801839AC	1877	304	8200306595	1756	298	280005543	1828	302
9G6941	0434	259	04801850AA	1970	309	8200836473	1756	298	280005550	1827	302
3127539	1700	296	4801850AA	1970	309	<b>Daewoo</b>	Nº ZEN	Pg.	280005550	1828	302
<b>CBT</b>	Nº ZEN	Pg.	05034555AA	1771	299	93741000	1704	296	280005551	1827	302
21013708000	0213	253	68080459AA	1899	305	31100A78B00	1048	281	280005551	1828	302
<b>Chery</b>	Nº ZEN	Pg.	RL801839AB	1877	304	TM300C10201	1704	296	280005552	1827	302
QDJ1260	2028	312	<b>Citroen</b>	Nº ZEN	Pg.	<b>Daf</b>	Nº ZEN	Pg.	280005552	1828	302
QDY1201	1976	309	9675660680	1982	310	1346162	1179	284	280005553	1827	302
QDY1204	2028	312	<b>Citroën</b>	Nº ZEN	Pg.	1658730	12839	316	280005553	1828	302
S113708110GA	2028	312	5802AQ	1650	293	<b>Daihatsu</b>	Nº ZEN	Pg.	280005560	1827	302
<b>Chrysler</b>	Nº ZEN	Pg.	9648644680	1752	298	2810047050	1827	302	280005560	1828	302
200	1877	304	9688477380	2001	311	2810047051	1827	302	280005561	1827	302
15056	0110	251	9807775680	1755	298	2810072010	0947	277	280005561	1828	302
15056	9074	314	<b>Clark</b>	Nº ZEN	Pg.	2810072010	1722	297	280005570	1827	302
15113	0110	251	316595	0567	263	2810087314	1827	302	280005570	1828	302
15113	9074	314	335861	0567	263	281008731A	1827	302	280005571	1827	302
1889100	0054	249	391632	0567	263	2810087601	1827	302	280005571	1828	302
1889129	0054	249	636180	0567	263	2810087526000	1895	305	280005580	1827	302
1889200	0054	249	916303	0567	263	2810087548000	1895	305	280005581	1827	302
1889297	0050	249	999665	0567	263	2810087722000	1895	305	280005593	1827	302
2095122	0050	249	1636179	0567	263	2810087734000	1895	305	280005620	1827	302
2095150	0050	249	1636180	0567	263	<b>Denso</b>	Nº ZEN	Pg.	280005620	1828	302
2095254	0050	249	2355693	0567	263	031114290	2010	311	280005651	1827	302
2095753	0054	249	2355694	0567	263	AM133636	1885	304	280005652	1827	302
2642227	0054	249	2377360	0567	263	280000972	1827	302	280005660	1828	302
2958166	0567	263	3001006	0567	263	280003641	1767	299	280005661	1828	302
3656650	0050	249	3001008	0567	263	280003642	1767	299	280005690	1827	302
4091950	0495	261	3001018	0567	263	280004323	1767	299	280005690	1828	302
4111855	0495	261	3002935	0567	263	280004343	1767	299	280005691	1827	302
4145359	0495	261	3004551	0567	263	280004450	1767	299	280005691	1828	302
4226833	0292	255	3004552	0567	263	280004540	1767	299	280005692	1827	302
4240404	0292	255	3004555	0567	263	280004800	1827	302	280005692	1828	302
4240449	0495	261	3004562	0567	263	280004800	1828	302	280005693	1827	302
4339472	0292	255	3042514	0567	263	280004940	1767	299	280005693	1828	302

Denso	Nº ZEN	Pg.	Denso	Nº ZEN	Pg.	Denso	Nº ZEN	Pg.	Denso	Nº ZEN	Pg.
280005730	1767	299	280006461	1827	302	280007242	1827	302	281001442	1827	302
280005832	1827	302	280006461	1828	302	280007242	1828	302	283004551	1827	302
280005832	1828	302	280006462	1828	302	280007400	1827	302	283005090	1827	302
280005833	1827	302	280006462	1830	302	280007400	1828	302	1280000071	1973	309
280005833	1828	302	280006463	1828	302	280007451	1827	302	1280000140	1973	309
280005834	1827	302	280006463	1830	302	280007452	1827	302	1280000141	1973	309
280005834	1828	302	280006560	1827	302	280007540	1828	302	1280000181	1972	309
280005835	1827	302	280006561	1827	302	280007542	1828	302	1280000292	1828	302
280005835	1828	302	0280006570	1972	309	280007731	1828	302	1280000380	1827	302
280005840	1828	302	280006590	1827	302	280007732	1828	302	1280000380	1828	302
280005841	1828	302	280006590	1828	302	280007800	1828	302	1280000381	1827	302
280005850	1827	302	280006591	1827	302	280007801	1828	302	1280000381	1828	302
280005850	1828	302	280006591	1828	302	280007802	1828	302	1280000382	1827	302
280005860	1827	302	280006640	1827	302	280007810	1827	302	1280000382	1828	302
280005860	1828	302	280006780	1828	302	280007810	1828	302	1280000383	1827	302
280005861	1827	302	280006780	1831	302	280007811	1827	302	1280000383	1828	302
280005862	1827	302	280006870	1827	302	280007811	1828	302	1280000490	1827	302
280005862	1828	302	280006870	1828	302	0280007830	1973	309	1280000520	1827	302
280005863	1827	302	280006871	1827	302	280008070	1827	302	1280000520	1828	302
280005863	1828	302	280006871	1828	302	280008070	1828	302	1280000530	1827	302
280005864	1827	302	280006872	1827	302	280008071	1827	302	1280000530	1828	302
280005870	1827	302	280006872	1828	302	280008071	1828	302	1280000531	1827	302
280005871	1827	302	280006880	1827	302	280008072	1827	302	1280000531	1828	302
280005871	1828	302	280006880	1828	302	280008072	1828	302	1280000532	1827	302
280005880	1829	302	280006881	1827	302	280008400	1827	302	1280000532	1828	302
280005890	1827	302	280006881	1828	302	0280008430	1972	309	1280000972	1827	302
280005890	1828	302	280006882	1827	302	0280008432	1972	309	1280000972	1828	302
280005891	1827	302	280006882	1828	302	280008490	1827	302	1280000973	1827	302
280005891	1828	302	280006890	1827	302	280008490	1828	302	1280000973	1828	302
280006010	1827	302	280006891	1827	302	280008491	1827	302	1280001000	1827	302
280006012	1827	302	280006891	1828	302	280008491	1828	302	1280001000	1828	302
280006013	1827	302	280006892	1827	302	280008500	1827	302	1280001001	1827	302
280006021	1827	302	280006892	1828	302	280008500	1828	302	1280001001	1828	302
280006022	1827	302	280006893	1827	302	280008501	1827	302	1280001010	1827	302
280006060	1828	302	280006893	1828	302	280008501	1828	302	1280001011	1827	302
280006061	1828	302	280006900	1827	302	280008561	1827	302	1280001060	1828	302
280006062	1828	302	280006900	1828	302	280008562	1827	302	1280001060	1831	302
280006200	1827	302	280006901	1827	302	280008580	1723	297	1280001161	1973	309
280006200	1828	302	280006901	1828	302	280008840	1827	302	1280001470	1973	309
280006201	1827	302	280006902	1828	302	280008840	1828	302	1280001561	1827	302
280006201	1828	302	280006910	1827	302	280008841	1827	302	1280001561	1828	302
0280006250	1973	309	280006910	1828	302	280008841	1828	302	1280001570	1827	302
0280006260	1972	309	280006911	1827	302	280008842	1827	302	1280001570	1828	302
0280006261	1972	309	280006911	1828	302	280008842	1828	302	1280001571	1827	302
280006290	1827	302	280006912	1827	302	0280009030	1972	309	1280001571	1828	302
280006290	1828	302	280006912	1828	302	0280009031	1972	309	1280001572	1827	302
280006291	1827	302	280006950	1827	302	0280009032	1972	309	1280001572	1828	302
280006291	1828	302	280006950	1828	302	280009331	1827	302	1280001573	1827	302
280006292	1827	302	280006951	1827	302	280009331	1828	302	1280001573	1828	302
280006340	1827	302	280006951	1828	302	280009332	1827	302	1280001574	1827	302
280006340	1828	302	280007140	1827	302	280009332	1828	302	1280001574	1828	302
280006341	1827	302	280007140	1828	302	280009333	1827	302	1280001580	1827	302
280006341	1828	302	280007240	1827	302	280009333	1828	302	1280001580	1828	302
280006460	1828	302	280007241	1827	302	280009770	1827	302	1280001581	1827	302
280006460	1830	302	280007241	1828	302	280993570	1831	302	1280001581	1828	302



Denso	Nº ZEN	Pg.	Denso	Nº ZEN	Pg.	Denso	Nº ZEN	Pg.	Denso	Nº ZEN	Pg.
1280001582	1827	302	1280005380	1828	302	1280007281	1828	302	1280009581	1828	302
1280001582	1828	302	1280005381	1827	302	1280007282	1827	302	1280009582	1827	302
1280001583	1827	302	1280005381	1828	302	1280007282	1828	302	1280009582	1828	302
1280001583	1828	302	1280005382	1827	302	1280007283	1827	302	1280009970	1828	302
1280001584	1827	302	1280005382	1828	302	1280007283	1828	302	1280009970	1961	308
1280001584	1828	302	1280005730	1831	302	1280007290	1827	302	1280009971	1828	302
1280001585	1827	302	1280005731	1831	302	1280007290	1828	302	1280009971	1961	308
1280001585	1828	302	1280005732	1831	302	1280007291	1827	302	2280000120	1885	304
1280001790	1827	302	1280006170	1827	302	1280007291	1828	302	2280000270	1827	302
1280001790	1828	302	1280006170	1828	302	1280007292	1827	302	2280000270	1828	302
1280001870	1885	304	1280006171	1827	302	1280007292	1828	302	2280000271	1828	302
1280002160	1973	309	1280006171	1828	302	1280007293	1827	302	2280000271	1831	302
1280002161	1973	309	1280006172	1827	302	1280007293	1828	302	2280000281	1827	302
1280002450	1827	302	1280006172	1828	302	1280007294	1827	302	2280000281	1828	302
1280002470	1827	302	1280006173	1827	302	1280007294	1828	302	2280000282	1827	302
1280002560	1831	302	1280006173	1828	302	1280007360	1827	302	2280000282	1828	302
1280002740	1827	302	1280006180	1827	302	1280007360	1828	302	2280000291	1827	302
1280002740	1829	302	1280006180	1828	302	1280007361	1827	302	2280000291	1828	302
1280002830	1723	297	1280006181	1827	302	1280007361	1828	302	2280000292	1827	302
1280002930	1828	302	1280006181	1828	302	1280007362	1827	302	2280000292	1828	302
1280002931	1828	302	1280006182	1827	302	1280007362	1828	302	2280000350	1827	302
1280002932	1828	302	1280006182	1828	302	1280007363	1827	302	2280000350	1828	302
1280002933	1828	302	1280006183	1827	302	1280007363	1828	302	2280000351	1827	302
1280003080	1827	302	1280006183	1828	302	1280007480	1885	304	2280000351	1828	302
1280003080	1828	302	1280006184	1827	302	1280007600	1827	302	2280000570	1827	302
1280003081	1828	302	1280006184	1828	302	1280007601	1827	302	2280000570	1828	302
1280003082	1827	302	1280006330	1827	302	1280007602	1827	302	2280000571	1827	302
1280003082	1828	302	1280006810	1827	302	1280007603	1827	302	2280000571	1828	302
1280003120	1829	302	1280006810	1828	302	1280007604	1827	302	2280000572	1827	302
1280003512	1827	302	1280006811	1827	302	1280007750	1827	302	2280000573	1827	302
1280003512	1828	302	1280006811	1828	302	1280007770	1723	297	2280000574	1827	302
1280003513	1827	302	1280006812	1827	302	1280007920	1827	302	2280000575	1827	302
1280003513	1828	302	1280006812	1828	302	1280007920	1828	302	2280000630	1831	302
1280003514	1827	302	1280006822	1827	302	1280007921	1827	302	2280001350	1831	302
1280003514	1828	302	1280006822	1828	302	1280007921	1828	302	2280001420	1831	302
1280003662	1895	305	1280006823	1827	302	1280007922	1827	302	2280001440	1827	302
1280004100	1827	302	1280006823	1828	302	1280007922	1828	302	2280001590	1827	302
1280004100	1828	302	1280006830	1827	302	1280007923	1827	302	2280001590	1828	302
1280004101	1827	302	1280006830	1828	302	1280007923	1828	302	2280001591	1827	302
1280004101	1828	302	1280006831	1827	302	1280007932	1827	302	2280001591	1828	302
1280004111	1827	302	1280006831	1828	302	1280007932	1828	302	2280001600	1828	302
1280004112	1827	302	1280006832	1827	302	1280007933	1827	302	2280001600	1830	302
1280004220	1829	302	1280006832	1828	302	1280007933	1828	302	2280001601	1828	302
1280004250	1827	302	1280006833	1827	302	1280008061	1827	302	2280001601	1830	302
1280004530	1895	305	1280006833	1828	302	1280008063	1827	302	2280001610	1828	302
1280004531	1895	305	1280006860	1828	302	1280008064	1827	302	2280001610	1830	302
1280004532	1895	305	1280006861	1828	302	1280008290	1828	302	2280001611	1828	302
1280004870	1885	304	1280006910	1827	302	1280008290	1831	302	2280001611	1830	302
1280004910	1829	302	1280006911	1827	302	1280008620	1828	302	2280001661	1827	302
1280005090	1827	302	1280006920	1827	302	1280008620	1830	302	2280001661	1828	302
1280005091	1827	302	1280006921	1827	302	1280008621	1828	302	2280001671	1827	302
1280005091	1828	302	1280007200	1723	297	1280008621	1830	302	2280001671	1828	302
1280005300	1827	302	1280007280	1827	302	1280009580	1827	302	2280001770	1962	308
1280005370	1831	302	1280007280	1828	302	1280009580	1828	302	2280001771	1962	308
1280005380	1827	302	1280007281	1827	302	1280009581	1827	302	2280001772	1962	308

Denso	Nº ZEN	Pg.	Denso	Nº ZEN	Pg.	Denso	Nº ZEN	Pg.	Ducellier	Nº ZEN	Pg.
2280001790	1827	302	2280005641	1831	302	4280009500	1877	304	6035F	0463	260
2280001790	1828	302	2280005650	1962	308	4380000410	1942	307	6081E	0463	260
2280001791	1827	302	2280005811	1827	302	4380000590	0809	272	6081F	0463	260
2280001791	1828	302	2280005830	1827	302	4380001790	2004	311	6128A	0183	252
2280001830	1828	302	2280005830	1828	302	4380002400	1935	307	6144A	0183	252
2280001830	1831	302	2280005980	1828	302	4380003370	1974	309	6221A	0404	258
2280002030	1828	302	2280005980	1830	302	4380004420	1935	307	6222A	0189	253
2280002030	1830	302	2280005981	1830	302	438000-2660	1998	310	6226A	0189	253
2280002031	1828	302	2280005990	1828	302	BC4280009391	1877	304	6231C	0404	258
2280002031	1830	302	2280005990	1830	302	BC4280009500	1877	304	6240A	0189	253
2280002110	1827	302	2280006330	1988	310	BC4380002590	1877	304	6242A	0189	253
2280002110	1828	302	2280006380	1828	302	BC4380003370	1974	309	532002	0404	258
2280002111	1827	302	2280006430	1895	305	TG4380001790	2004	311	532003	0404	258
2280002111	1828	302	2280006470	1828	302	TG4380002660	1998	310	532004	0404	258
2280002200	1831	302	2280006471	1828	302	<b>Deutz</b>			532005	0189	253
2280002290	1828	302	2280006530	1827	302	F2L201	1898	305	532007	0189	253
2280002290	1829	302	2280006572	1827	302	1161422	0308	255	532008	0404	258
2280002470	1827	302	2280007220	2031	312	1172099	0308	255	532009	0404	258
2280002640	1885	304	2280007300	1829	302	1302023	0308	255	532010	0404	258
2280002660	1827	302	2280007380	1831	302	04132652	1898	305	532018	0404	258
2280002660	1828	302	2280007500	1831	302	04300285	1898	305	532020	0189	253
2280002670	1829	302	2280007550	1828	302	D2011L3	1898	305	532026	0189	253
2280002800	1827	302	2280007550	1831	302	F2M2011	1898	305	533000	0189	253
2280003070	1827	302	2280007850	1988	310	13028386	1881	304	533002	0189	253
2280003070	1828	302	2280007851	1988	310	B17R24X4	0308	255	533003	0189	253
2280003080	1827	302	2280007870	1827	302	F3L1011	1898	305	533004	0189	253
2280003080	1828	302	2280007990	1885	304	F4L2011	1898	305	534003	0189	253
2280003090	1827	302	2280008470	1827	302	TD2011L3	1898	305	534004	0189	253
2280003090	1828	302	2280009020	1827	302	TD2011L4	1898	305	534005	0189	253
2280003100	1827	302	2280009020	1828	302	D2011L2	1898	305	534007	0189	253
2280003100	1828	302	2280009050	1827	302	BF4L1011FT	1898	305	534031	0574	263
2280003230	1827	302	2280009261	1885	304	<b>Dixie</b>			534032	0574	263
2280003230	1828	302	2280009760	1827	302	S6106	9702	315	534039	0574	263
2280003310	1829	302	2800002640	1885	304	S80011	1548	290	534043	0574	263
2280003320	1829	302	2800007190	1885	304	<b>Dodge</b>			534044	0574	263
2280003700	1831	302	281000L180	2004	311	68080459AA	1899	305	534047	0574	263
2280003710	1827	302	281001562A	1827	302	<b>Dubois</b>			534054	0574	263
2280003710	1828	302	4280000190	1829	302	916584	9702	315	534055	0574	263
2280003720	1827	302	4280001190	1828	302	<b>Ducellier</b>			534057	0574	263
2280003810	1828	302	4280001190	1829	302	6020	0463	260	6190AB	0189	253
2280003810	1829	302	4280001660	1831	302	6035	0463	260	6206AB	0244	254
2280003980	1958	308	4280001850	1828	302	6081	0463	260	6212AB	0189	253
2280003981	1958	308	4280001850	1829	302	6189	0189	253	6220AB	0189	253
2280004240	1827	302	4280001860	1828	302	6190	0189	253	6237AB	0189	253
2280004680	1828	302	4280001860	1829	302	6212	0189	253	6238AB	0189	253
2280004930	1962	308	4280002370	1828	302	6216	0189	253	6246AB	0189	253
2280004960	1958	308	4280003070	1970	309	6220	0189	253	6247AB	0189	253
2280004961	1958	308	4280003071	1970	309	6226	0189	253	532005A	0189	253
2280005220	1962	308	4280003072	1970	309	6237	0189	253	532007A	0189	253
2280005311	1831	302	4280005510	1942	307	6238	0189	253	532017A	0244	254
2280005340	1962	308	4280005511	1942	307	6242	0189	253	533000A	0189	253
2280005341	1962	308	4280006640	1970	309	6246	0189	253	533002A	0189	253
2280005342	1962	308	4280007200	1877	304	6247	0189	253	534002A	0189	253
2280005460	1831	302	4280008190	1943	307	6020E	0463	260	534003A	0189	253
2280005641	1828	302	4280009391	1877	304	6020F	0463	260	534023A	0574	263

Ducellier	Nº ZEN	Pg.	Femsa	Nº ZEN	Pg.	Fiat	Nº ZEN	Pg.	Fiat	Nº ZEN	Pg.
534029A	0574	263	MTD12P6	0213	253	4285916	0213	253	7796598	0779	271
583008A	0189	253	MTD12V9	0213	253	4294494	0213	253	8961386	0035	313
618090B	0189	253	MTS1222	0120	251	4294495	0213	253	8962211	0035	313
6183CFG	0244	254	MTS1223	0120	251	4392461	0857	274	8962232	0035	313
618565A	0189	253	MTS1229	0120	251	4470377	0111	251	MSN2026	1650	293
6185ABC	0245	254	MTS1234	0120	251	4470378	0389	257	42522942	0308	255
618795A	0189	253	MTS1239	0120	251	4474599	0213	253	46417006	0779	271
6216ABC	0189	253	MTS1242	0120	251	4474714	0213	253	46429594	0779	271
6219ABC	0245	254	MTS1247	0120	251	4474746	0213	253	46451529	1169	284
6224BCD	0244	254	MTS1248	0120	251	4474747	0213	253	46454895	1630	292
6231ABC	0244	254	MTS12P2	0120	251	4474762	0213	253	46463250	1630	292
532000AB	0244	254	MTA12P19	0451	259	4474805	0120	251	46465475	0779	271
532000AB	0404	258	MTS12P19	0120	251	4474917	0120	251	46468696	0998	279
532001AB	0244	254	MTS12P20	0120	251	4474976	0213	253	46473784	1033	280
532008AB	0404	258	MTS12P29	0120	251	4474979	0213	253	46522234	1882	304
532009AB	0404	258	MTS12V13	0120	251	4475025	0213	253	46740241	1169	284
532010AB	0404	258	MTS12V25	0120	251	4475130	0213	253	46830212	1882	304
534004AB	0189	253	<b>Fiat</b>	<b>Nº ZEN</b>	<b>Pg.</b>	4682999	0315	255	50532996	1965	308
534005AB	0189	253	587624	0035	313	4692477	0407	258	51787218	1899	305
534042AB	0574	263	852962	0953	277	4699704	0407	258	51808557	1899	305
534043AB	0574	263	870374	0744	269	4699705	0407	258	51865316	1685	295
618078AB	0189	253	4064058	0713	268	4701920	0407	258	51888915	1666	294
618358AB	0189	253	4085959	0533	262	4702248	0407	258	51899848	1779	299
618482AB	0189	253	4085977	0533	262	4706008	0407	258	51911199	1877	304
618484AB	0189	253	4104783	0953	277	4706931	0407	258	51911200	1877	304
6203ABCD	0244	254	4117351	0768	270	4710224	0407	258	51974929	1967	309
6227ABCD	0244	254	4117464	0768	270	4711699	0407	258	51978233	1877	304
6178ABCEF	0244	254	4127580	0035	313	4713805	0407	258	51997820	1879	304
618077DEF	0189	253	4142222	0120	251	4713806	0407	258	52014723	1939	307
618091ABC	0189	253	4142223	0120	251	4713807	0407	258	52032619	1974	309
6189ABCDE	0189	253	4143828	0120	251	4737754	0407	258	52033809	1938	307
<b>Efel</b>	<b>Nº ZEN</b>	<b>Pg.</b>	4152196	0120	251	4737755	0407	258	52033810	1968	309
22202	0035	313	4156064	0213	253	4737756	0407	258	52193795	1968	309
<b>Facet</b>	<b>Nº ZEN</b>	<b>Pg.</b>	4162784	0213	253	4741699	0407	258	53100008	0806	272
26211M/T	0064	249	4169095	0315	255	4745849	0407	258	55193356	1779	299
<b>Femsa</b>	<b>Nº ZEN</b>	<b>Pg.</b>	4169096	0315	255	4745930	0407	258	55350543	0756	269
259177	0297	255	4169912	0608	264	4752212	0407	258	55352105	0756	269
MTD121	0713	268	4172004	0608	264	4752403	0407	258	61227993	0087	313
MTD129	0213	253	4172113	0608	264	4752912	0407	258	63521093	1650	293
MTH241	0036	313	4181961	0120	251	4759929	0407	258	82374433	0389	257
MTH242	0036	313	4187587	0608	264	4988513	0561	263	131955508	1025	280
MTH244	0036	313	4187590	0608	264	5933930	0395	258	134705880	1840	302
MTS121	0120	251	4198226	0120	251	5972684	0408	258	517872180	1899	305
MTV124	0451	259	4198227	0120	251	5984563	0631	265	00520326190	1974	309
MTV126	0451	259	4198600	0120	251	5985182	0631	265	1347058080	1650	293
MTV128	0451	259	4198601	0120	251	5991832	0394	257	68073160AA	0806	272
MTA1219	0451	259	4204698	0120	251	5996771	0395	258	<b>Ford</b>	<b>Nº ZEN</b>	<b>Pg.</b>
MTA1237	0451	259	4204699	0120	251	5997307	0857	274	26211	0064	249
MTA1238	0451	259	4206634	0213	253	5997309	0857	274	26291	0064	249
MTA1239	0451	259	4229113	0120	251	7501995	0111	251	SA769	1192	285
MTA1243	0451	259	4229114	0120	251	7533231	0769	270	SA769	1224	286
MTD1214	0213	253	4231018	0608	264	7580192	0630	265	SA771	1192	285
MTD1219	0213	253	4232191	0608	264	7772459	0779	271	SA771	1224	286
MTD12H5	0713	268	4234741	0608	264	7772462	0779	271	SA774	1192	285
MTD12H8	0213	253	4269114	0608	264	7785949	0779	271	SA774	1224	286

Ford	Nº ZEN	Pg.	Ford	Nº ZEN	Pg.	Ford	Nº ZEN	Pg.	Ford	Nº ZEN	Pg.
SA775	1192	285	SAE674A	0184	252	C9HZ11000C	9074	314	F0TZ11002A	1192	285
SA775	1224	286	SAE715A	0342	256	D0DF11001A	0205	253	F0TZ11002A	1224	286
SA776	1192	285	SAE716A	0342	256	D0FF11001B	0135	252	F12Z11002A	0596	264
SA776	1224	286	SAE761A	0636	265	D0FF11001C	0135	252	F13Z11002A	1192	285
SA777	1192	285	868218400	0545	262	D1FF11001A	0205	253	F13Z11002A	1224	286
SA777	1224	286	96FB11000	0938	277	D27Z11002A	0184	252	F1JY11002A	0450	259
SA779	1193	285	98VB11000	0907	275	D2TZ11002A	0184	252	F22518400A	0596	264
SA779	1225	286	B5C11002A	0032	313	D37Z11002A	0184	252	F23Z11002A	1192	285
SA784	1192	285	B65818400	0450	259	D3OZ11002A	0097	250	F23Z11002A	1224	286
SA784	1224	286	C6FF11001	0135	252	D3OZ11002A	9028	313	F23Z11002B	1192	285
SA789	1199	285	F0O11002A	1192	285	D3TF11000A	0110	251	F23Z11002B	1224	286
SA789	1226	287	F0O11002A	1224	286	D3TF11000A	9074	314	F2DZ11002A	1192	285
SA790	1192	285	FAJ11001B	1216	313	D4TZ11002E	0097	250	F2DZ11002A	1224	286
SA790	1224	286	FAN11001A	1216	313	D4TZ11002E	9028	313	F2TZ11002A	1192	285
SA800	1192	285	FAP11001A	1216	313	D77Z11002A	0342	256	F2TZ11002A	1224	286
SA800	1224	286	FAS11001A	1216	313	D77Z11002B	0342	256	F2VY11002A	1199	285
SA807	1192	285	FE1H18400	0596	264	D97Z11002A	0545	262	F2VY11002A	1226	287
SA807	1224	286	8G1Z11002A	1677	294	DL3Z11002A	1942	307	F3DZ11002A	1192	285
SA822	1199	285	8G1Z11002B	1677	294	DS7Z11002J	1986	310	F3DZ11002A	1224	286
SA822	1226	287	B35918400A	0450	259	E0HZ11002A	0182	252	F3LY11002A	1199	285
FS10B1	1686	295	B63018400A	0450	259	E17Z11002B	0342	256	F3LY11002A	1226	287
SA1004	1676	294	B67618400A	0450	259	E17Z11002C	0342	256	F3RZ11002A	1208	286
SA739A	0670	267	B8GY11002A	0636	265	E1TF11001B	0053	249	F3RZ11002B	1208	286
SA739B	0669	266	BC3Z11002A	1676	294	E1TZ11002A	0053	249	F3RZ11002B	1228	287
SA769A	1192	285	C3TF11000A	0110	251	E1TZ11002B	0053	249	F7GZ11002A	0450	259
SA769A	1224	286	C3TF11000A	9074	314	E1TZ11002C	0053	249	F9JY11002A	0450	259
SA771A	1192	285	C3TZ11001A	0110	251	E22E18400A	0596	264	FOFZ11002A	1192	285
SA771A	1224	286	C3TZ11001A	9074	314	E3FZ11002A	0455	260	FOFZ11002A	1224	286
SAE715	0342	256	C4DZ11001A	0205	253	E57Z11002A	1577	291	FOTZ11002A	1192	285
SAE716	0342	256	C4DZ11001B	0205	253	E5TZ11002A	1577	291	FOTZ11002A	1224	286
SAE728	0545	262	C4TF11000A	0110	251	E5TZ11002B	0670	267	FOTZ11002B	1192	285
SAE763	0636	265	C4TF11000A	9074	314	E6FZ11002A	0455	260	FOTZ11002B	1224	286
SAE770	0596	264	C4TZ11002A	0110	251	E8BZ11002A	0636	265	GV6T11002A	1986	310
SAE781	0596	264	C4TZ11002A	9074	314	E8TZ11002A	0669	266	1F1U11000AA	13268	317
SAE782	0636	265	C5TF11000B	0093	250	E8TZ11002A	0670	267	1F1Z11002AA	13268	317
SAI761	0450	259	C5TF11000B	0568	263	E90Y11002A	1192	285	2C3511001BA	1684	295
SAI772	0450	259	C5TZ11002C	0110	251	E90Y11002A	1224	286	2C3T11000AA	1676	294
SAI773	0450	259	C5TZ11002C	9074	314	E90Y11002B	1192	285	3M5T11000CC	1714	296
SAI780	0450	259	C6FF11001A	0135	252	E90Y11002B	1224	286	3M5T11000CD	1714	296
SAI783	0450	259	C6TF11000B	0093	250	E92Z11002A	0596	264	3M5T11000CE	1714	296
SAI788	0450	259	C6TF11000B	0568	263	E9BZ11002A	0450	259	3M5T11000DC	1714	296
1057661	13268	317	C6TF11001A	0110	251	E9JY11002A	0450	259	3S4T11000AB	1585	291
1076141	13268	317	C6TF11001A	9074	314	E9SZ11002A	1192	285	3S4T11000AC	1585	291
1197912	13268	317	C6TZ11001A	0093	250	E9SZ11002A	1224	286	3S4Z11002AB	1585	291
1209193	13268	317	C6TZ11001A	0568	263	E9SZ11002B	1192	285	3S6511000AA	0965	278
1469721	1714	296	C6TZ11002C	0093	250	E9SZ11002B	1224	286	3S6511000BA	1533	289
1731711	2014	311	C6TZ11002C	0568	263	F02Z11002A	1192	285	3S6511000CA	0965	278
1740948	2014	311	C7TF11000A	0093	250	F02Z11002A	1224	286	3S7T11000AD	13268	317
1741089	2014	311	C7TF11000A	0568	263	F02Z11002B	0596	264	4M5T11000FA	1714	296
1745176	2014	311	C8TF11000B	0182	252	F0BY11002B	0450	259	4M5T11000FB	1714	296
1745178	2014	311	C8TZ11002A	0182	252	F0BZ11002A	0636	265	4M5T11000FC	1714	296
2900550	0032	313	C8ZF11000C	0097	250	F0BZ11002B	0450	259	4M5T11000FD	1714	296
2900557	0032	313	C8ZF11000C	9028	313	F0JY11002A	0450	259	5N1511000AA	1482	288
2900726	0032	313	C9FF11001B	0135	252	F0OY11002A	1192	285	5N1511000AB	1482	288
2900804	0032	313	C9HZ11000C	0110	251	F0OY11002A	1224	286	5S6511000AA	1533	289

Ford	Nº ZEN	Pg.
6E5T11000AB	1764	299
6G9N11000FA	1714	296
6G9N11000LA	1993	310
6G9N11000LB	1993	310
6G9N11000LC	1993	310
6G9N11000LD	1993	310
6S4T11000AA	1871	303
6S6519000AA	1533	289
7C2T11000BA	1676	294
7C3511001AA	1675	294
7C3T11000AA	1676	294
7C3T11000AB	1676	294
7C3T11000BA	1676	294
7C3Z11002AA	1676	294
7S5511000AA	1686	295
7S5511000AB	1686	295
8G1T11000AA	1677	294
8G1T11000AB	1677	294
8S4T11000AA	1871	303
8V2111000BC	1756	298
8V2111000BD	1756	298
8V2111000BE	1756	298
93BB11000HB	1208	286
93BB11000JB	1208	286
95FB11000BC	0975	278
95FB11000BD	0975	278
95FB11000BG	0975	278
96BB11000AA	1208	286
96FB11000KB	0938	277
96FB11000KC	0938	277
96FB11000LB	0938	277
96FB11000LC	0938	277
97BB11000BB	1208	286
97BB11000BC	1208	286
97KB11000AA	1156	283
97KB11000AB	1156	283
97KB11000AC	1156	283
97VB11000AB	0907	275
98AB11000BB	1820	301
98AB11000BC	1820	301
98AB11000BD	1820	301
98AB11000CB	1820	301
98AB11000CC	1820	301
98AB11000CD	1820	301
AB3911000AA	1807	301
AB3911000BA	1807	301
AB3911000CA	1764	299
AC1T11000AA	1874	304
AE8T11000AB	1933	307
BB5T11000AA	1871	303
BC3T11000AB	1676	294
BC4511001BA	1743	298
CC1T11000AB	1874	304
CC1T11000BA	1874	304
CC1T11000BB	1874	304

Ford	Nº ZEN	Pg.
CC1T11000DA	2014	311
CC1T11000DB	2014	311
CC1T11000DC	2014	311
CC1T11000EA	2014	311
CC1T11000EB	2014	311
CC1T11000EC	2014	311
CN1511000BA	1788	300
CN1511000CA	1791	300
D1FF11001AA	0205	253
D2TZ110002A	0184	252
D3TF11000CA	0097	250
D3TF11000CA	9028	313
D3TF11001CA	0097	250
D3TF11001CA	9028	313
DL3T11000AA	1942	307
DS7T11000GA	1986	310
EOHT11000AA	0182	252
EOHT11000AB	0182	252
E1TF11001CA	0053	249
E3B511000AA	1825	302
E57A11000AA	1577	291
E5TF11000AA	0670	267
E6EF11001AA	0455	260
E8TF11000AA	0669	266
E8TF11000AA	0670	267
E90F11000BA	1192	285
E90F11000BA	1224	286
E9SF11000AA	1192	285
E9SF11000AA	1224	286
E9SF11000BA	1192	285
E9SF11000BA	1224	286
EB3511000AA	1825	302
EC3511001BA	1845	302
F02U11000AA	1192	285
F02U11000AA	1224	286
F0OU11000AA	1192	285
F0OU11000AA	1224	286
F13U11000AA	1192	285
F13U11000AA	1224	286
F1FT11000NA	1986	310
F1FT11000NB	1986	310
F23U11000AA	1192	285
F23U11000AA	1224	286
F23U11000BC	1192	285
F23U11000BC	1224	286
F2DU11000AA	1192	285
F2DU11000AA	1224	286
F2DU11000BA	1192	285
F2DU11000BA	1224	286
F2TU11000AA	1224	286
F2TU11000AA	1224	286
F3DU11000AA	1192	285
F3DU11000AA	1224	286
F3LU11000AA	1199	285
F3LU11000AA	1226	287

Ford	Nº ZEN	Pg.
F3TU11000AA	0670	267
F81U11000AC	0959	278
F87U11000DD	1217	286
FO2F11000AA	1192	285
FO2F11000AA	1224	286
FO7U11000AA	1192	285
FO7U11000AA	1224	286
FO7U11000BA	1192	285
FO7U11000BA	1224	286
FOCF11000AA	1193	285
FOCF11000AA	1225	286
FOCF11000BA	1192	285
FOCF11000BA	1224	286
FOCU11000AA	1193	285
FOCU11000AA	1225	286
FOCU11000BA	1192	285
FOCU11000BA	1224	286
GN1511000AA	1964	308
GN1511000BA	1969	309
GV6T11000AA	1986	310
J7BT11000AA	1964	308
XC3511000CA	1684	295
XC3U11000CA	1684	295
XS6U11000AC	1228	287
YC1U11000AB	1539	289
YS4U11000AA	1820	301
YS4U11000AB	1820	301
YS4U11000BA	1820	301
98VB11000B3A	0907	275
CN15111000CA	1788	300
DL3Z11002AFC	1942	307
FOCF-11000AA	1193	285
FOCU-11000AA	1193	285
DU2Z11V002BRM	1871	303
DU2Z11V002DRM	1871	303
VP8G1U11350AA	1677	294
6S4Z11V002AARM	1871	303
DU2Z11V002FARM	1871	303
96BB11000AA7119	12717	320
Foton	Nº ZEN	Pg.
QD263	1711	296
General Motors/	Nº ZEN	Pg.
9025295	1848	303
12645040	1989	310
12655055	1761	298
12663053	1935	307
12673600	1922	306
12678752	1935	307
12680615	1922	306
24579009	1745	298
24584626	1946	308
24585283	1946	308
24587020	1911	305
24588465	1946	308
30001695	0450	259

General Motors/	Nº ZEN	Pg.
30001696	0595	264
55514717	2019	312
55514718	1966	309
55564374	1776	299
88969483	1841	302
93260358	1064	281
93297652	10003	312
93297652	12720	320
93297653	10003	312
93297653	12720	320
93303527	10003	312
93303527	12720	320
93304772	10003	312
93304772	12720	320
93327502	10003	312
93327502	12720	320
93374341	10003	312
93374341	12720	320
93374342	10003	312
93374342	12720	320
93384398	10003	312
93384398	12720	320
94021044	0141	252
94022494	0141	252
94022494	0351	257
94024438	0141	252
96058456	0617	264
96058457	0617	264
96064782	0617	264
96064783	0617	264
183117860	1761	298
914778233	1966	309
Harley Davidson	Nº ZEN	Pg.
3145564	0898	275
3145564A	0898	275
Hatz	Nº ZEN	Pg.
50316400	2018	312
50316401	2018	312
Hino	Nº ZEN	Pg.
281001961	1827	302
281001561A	1827	302
281001562A	1827	302
281001562B	1827	302
281001930A	1827	302
281001931A	1827	302
281001960A	1827	302
281001961A	1827	302
281001961B	1827	302
Hitachi	Nº ZEN	Pg.
51279	0785	271
51337	0785	271
51341	0785	271
51389	0793	271
51389	1207	286
S1224	0376	257

Hitachi	Nº ZEN	Pg.	Hitachi	Nº ZEN	Pg.	Hitachi	Nº ZEN	Pg.	Hitachi	Nº ZEN	Pg.
S1227	0376	257	S1341A	0785	271	S1346A	0448	259	S114118	0141	252
S1234	0448	259	S1384B	0793	271	S1347A	0790	271	S114121	0141	252
S1246	0376	257	S1384B	1207	286	S1350A	0790	271	S114122	0141	252
S1248	0376	257	S10863	0349	257	S1356A	0790	271	S114126	0351	257
S1256	0376	257	S10866	0536	262	S1361A	0539	262	S114131	0141	252
S1258	0376	257	S10889	0349	257	S1362A	0737	268	S114133	0141	252
S1259	0376	257	S11423	0141	252	S1362B	0737	268	S114134	0141	252
S1261	0376	257	S11471	0141	252	S1362B	9488	314	S114136	0141	252
S1263	0448	259	S11472	0141	252	S1362C	0737	268	S114140	0349	257
S1264	0448	259	S11487	0141	252	S1362C	9488	314	S114141	0349	257
S1268	0448	259	S11488	0141	252	S1366A	0790	271	S114143	0141	252
S1282	0376	257	S11491	0141	252	S1366A	9527	315	S114149	0349	257
S1284	0539	262	S11492	0141	252	S1370A	0737	268	S114150	0141	252
S1288	0376	257	S1218D	0448	259	S1370A	9488	314	S114156	0141	252
S1306	0376	257	S1219C	0448	259	S1382A	0737	268	S114160	0349	257
S1323	0448	259	S1219K	0448	259	S1382A	9488	314	S114161	0382	257
S1325	0376	257	S1224A	0376	257	S1391A	9702	315	S114162	0349	257
S1328	0376	257	S1234A	0448	259	S1392A	9527	315	S114163	0349	257
S1331	0376	257	S1241A	0376	257	S14102	2029	312	S114164	0349	257
S1333	0376	257	S1263A	0448	259	S14455	0141	252	S114170	0351	257
S1334	0448	259	S1263B	0448	259	S2403A	1858	303	S114171	0351	257
S1336	0448	259	S1263C	0448	259	S2403B	1858	303	S114172	0351	257
S1338	0448	259	S1268A	0448	259	S2403C	1858	303	S114173	0351	257
S1340	0448	259	S1268B	0448	259	S2405B	1947	308	S114174	0351	257
S1343	0448	259	S1268D	0448	259	S2408A	1947	308	S114177	0351	257
S1345	0448	259	S1306A	0376	257	S25106	0448	259	S114180	0351	257
S1346	0448	259	S13100	0737	268	S25120	1858	303	S114181	0351	257
S1347	0790	271	S13100	9488	314	S25123	0448	259	S114182	0351	257
S1350	0790	271	S13101	9527	315	S25129	0448	259	S114184	0429	259
S1356	0790	271	S13102	0790	271	S25132	0448	259	S114192	0141	252
S1362	0737	268	S13102	9527	315	S25141	0448	259	S114197	0351	257
S1363	0737	268	S13104	0790	271	S25152	0448	259	S114202	0351	257
S1363	9488	314	S13104	9527	315	S25156	0901	275	S114210	0349	257
S1365	0790	271	S13106	1862	303	S25160	0901	275	S114211	0349	257
S1369	0790	271	S13107	1947	308	S25161	1858	303	S114218	0351	257
S1369	9527	315	S13111	1861	303	S25162	0901	275	S114227	0349	257
S1370	0737	268	S13112	1861	303	S25501	1865	303	S114229	0351	257
S1370	9488	314	S13113	1861	303	5114146	0691	267	S11423K	0141	252
S1381	0790	271	S13114	1861	303	5114219	0644	266	S114240	0351	257
S1381	9527	315	S13115	0737	268	5114230	0644	266	S114247	0351	257
S1382	0737	268	S13115	9488	314	5114232	0537	262	S114248	0351	257
S1382	9488	314	S13118	1947	308	5114235	0644	266	S114252	0791	271
S1383	0737	268	S13118	2015	311	5114244	0691	267	S114253	0737	268
S1383	9488	314	S13121	0737	268	5114417	0691	267	S114253	9488	314
S1391	0844	273	S13121	9488	314	5114440	0793	271	S114254	0737	268
S1391	9566	315	S13125	1860	303	5114440	1207	286	S114254	9488	314
S1391	9702	315	S13126	1862	303	5114486	0793	271	S114255	0737	268
S1403	1861	303	S13160	2029	312	5114486	1207	286	S114255	9488	314
S2407	1960	308	S1333A	0376	257	525131A	0580	263	S114258	0737	268
S2408	1947	308	S1333B	0376	257	525155D	0580	263	S114258	9488	314
S2410	1947	308	S1334A	0448	259	S10828H	1191	285	S114264	0737	268
S2411	1947	308	S1340A	0448	259	S10861F	0536	262	S114265	0737	268
S2412	1960	308	S13443	0448	259	S114100	0141	252	S114265	9488	314
S2413	1858	303	S1345A	0448	259	S114103	0141	252	S114268	0737	268
S1277A	0785	271	S1345B	0448	259	S114108	0141	252	S114268	9488	314

Hitachi	Nº ZEN	Pg.	Hitachi	Nº ZEN	Pg.	Hitachi	Nº ZEN	Pg.	Hitachi	Nº ZEN	Pg.
S114271	0349	257	S114454	9488	314	S144192	0141	252	S114229E	0351	257
S114290	0737	268	S114457	0737	268	S144301	0351	257	S114229F	0351	257
S114290	9488	314	S114457	9488	314	S25110G	0901	275	S114247A	0351	257
S114295	0351	257	S114458	0737	268	S25110L	0901	275	S114247C	0351	257
S114296	0737	268	S114458	9488	314	S25120A	1858	303	S114252A	0791	271
S114296	9488	314	S114471	9527	315	S25125A	0901	275	S114252C	0791	271
S114298	0351	257	S114472	9527	315	S25125B	0901	275	S114252E	0791	271
S114301	0351	257	S114474	9488	314	S25158A	0901	275	S114252F	0791	271
S114313	0351	257	S114476	9488	314	S25158B	0901	275	S114252F	9528	315
S114315	0517	261	S114477	1860	303	S25168A	1865	303	S114253A	0737	268
S114316	0517	261	S114480	0737	268	S25515A	1865	303	S114253A	9488	314
S114317	0554	262	S114482	9527	315	5114475A	0793	271	S114253B	0737	268
S114318	0554	262	S114505	0634	265	5114475A	1207	286	S114253B	9488	314
S114319	0499	261	S114509	0634	265	S114-393	9528	315	S114254A	0737	268
S114320	0499	261	S114516	0687	267	S114-424	0517	261	S114254A	9488	314
S114322	0791	271	S114526	0634	265	S114-478	9528	315	S114254C	0737	268
S114343	0351	257	S114527	0634	265	S114-617	0517	261	S114254C	9488	314
S114344	0737	268	S114528	0687	267	S114-769	0517	261	S114254D	0737	268
S114344	9488	314	S114556	0517	261	S114103K	0141	252	S114254D	9488	314
S114345	0554	262	S114568	0517	261	S114103L	0141	252	S114255A	0737	268
S114348	0499	261	S114603	0499	261	S114103M	0141	252	S114255A	9488	314
S114357	0790	271	S114604	0499	261	S114103N	0141	252	S114256A	9488	314
S114362	0517	261	S114607	0499	261	S114103P	0141	252	S114258A	0737	268
S114364	0517	261	S114608	0351	257	S114108L	0141	252	S114258A	9488	314
S114367	9527	315	S114617	0517	261	S114121N	0141	252	S114258B	0737	268
S114374	0737	268	S114630	0517	261	S114122N	0141	252	S114258C	0737	268
S114374	9488	314	S114750	1020	280	S114126L	0351	257	S114258C	9488	314
S114376	0499	261	S114754	1021	280	S114126M	0351	257	S114264A	0737	268
S114377	0554	262	S114769	0517	261	S114160A	0349	257	S114264A	9488	314
S114378	0554	262	S114800	1020	280	S114160B	0349	257	S114268A	0737	268
S114381	0351	257	S114808	1556	290	S114160D	0349	257	S114268A	9488	314
S114382	0351	257	S114815	1556	290	S114160E	0349	257	S1142900	0737	268
S114385	0832	273	S114816	1020	280	S114160F	0349	257	S114290A	0737	268
S114387	0832	273	S114851	1860	303	S114161B	0382	257	S114290A	9488	314
S114389	0499	261	S114875	1017	279	S114161E	0382	257	S114290B	0737	268
S114390	0499	261	S11487L	0141	252	S114161F	0382	257	S114290B	9488	314
S114391	0499	261	S11487M	0141	252	S114162C	0349	257	S114296A	0737	268
S114393	0791	271	S11487P	0141	252	S114162D	0349	257	S114296A	9488	314
S114393	9528	315	S114883	1556	290	S114163B	0349	257	S114317A	0554	262
S114396	0832	273	S114884	1556	290	S114163E	0349	257	S114318A	0554	262
S114412	0832	273	S114905	1779	299	S114170B	0351	257	S114320A	0499	261
S114413	0499	261	S114906	1779	299	S114170E	0351	257	S114322A	0791	271
S114418	0517	261	S114907	1779	299	S114171A	0351	257	S114322A	9528	315
S114419	0517	261	S11491K	0141	252	S114171D	0351	257	S114345A	0554	262
S114424	0517	261	S11492K	0141	252	S114172A	0351	257	S114345B	0554	262
S114426	0499	261	S12119C	0448	259	S114172D	0351	257	S114348A	0499	261
S114429	0737	268	S1219KA	0448	259	S114172E	0351	257	S114357A	0790	271
S114429	9488	314	S1219KB	0448	259	S114173B	0351	257	S114357B	0790	271
S114435	0517	261	S13105A	0790	271	S114173E	0351	257	S114357B	9527	315
S114446	0737	268	S13105A	9527	315	S114173F	0351	257	S114357C	0790	271
S114446	9488	314	S13106B	1862	303	S114180F	0351	257	S114374B	0737	268
S114449	0737	268	S13107A	1947	308	S114180M	0351	257	S114374B	9488	314
S114453	0737	268	S13118A	2015	311	S114182G	0351	257	S114378A	0554	262
S114453	9488	314	S13666A	0790	271	S114202A	0351	257	S114378B	0554	262
S114454	0737	268	S14413C	1780	299	S114218A	0351	257	S114389A	0499	261

Hitachi	Nº ZEN	Pg.
S114390A	0499	261
S114391A	0499	261
S114395A	0790	271
S114395A	9527	315
S114396D	0832	273
S114401B	0737	268
S114401B	9488	314
S114403B	0737	268
S114403B	0791	271
S114413A	0499	261
S114419A	0517	261
S114429A	0737	268
S114429A	9488	314
S114435A	0517	261
S114435B	0517	261
S114435E	0517	261
S114451A	1860	303
S114481A	0737	268
S114503A	0687	267
S114516A	0687	267
S114526A	0634	265
S114527A	0634	265
S114528A	0687	267
S114556A	0517	261
S114607A	0499	261
S114607C	0499	261
S114754A	1021	280
S114766A	1020	280
S114775A	1020	280
S114801B	1017	279
S114801C	1017	279
S114814A	1556	290
S114817A	1556	290
S114851A	1860	303
S114902A	1762	298
S114902B	1762	298
S114935A	0790	271
S114951A	1779	299
S114951B	1779	299
S144617A	0517	261
S1114374B	0737	268
S114-252F	9528	315
S114-322A	9528	315
S1142584C	0737	268
S1143557A	0790	271
S1143766B	0499	261
S144-617A	0517	261
5811001921	0832	273
5811002150	0832	273
8944104090	1861	303
8944179250	1861	303
8944339120	1861	303
8944604170	1861	303
Honda	Nº ZEN	Pg.
DDWD8	1988	310

Honda	Nº ZEN	Pg.
DRK1E	9186	314
31200RAA43	1849	303
4280005010	1734	297
31200634005	0349	257
31200634670	0349	257
31200634671	0349	257
31200634811	0349	257
31200657005	0349	257
31200657006	0327	256
31200657015	0349	257
31200657016	0327	256
31200657025	0327	256
31200657025	0349	257
31200657671	9186	314
31200673015	0349	257
31200675671	9186	314
31200679035	0349	257
31200679052	0349	257
31200689661	9186	314
31200689662	9186	314
31200P5TG00	1958	308
31200PAO671	9186	314
31200PB2016	9186	314
31200PC2004	9186	314
31200PC2661	9186	314
31200PC2662	9186	314
31200PC2663	9350	314
31200PC2671	9186	314
31200PC2672	9186	314
31200PC2681	9350	314
31200PC6661	9186	314
31200PC6663	9350	314
31200PD2661	9186	314
31200PD2662	9350	314
31200PD2663	9350	314
31200PD2664	9350	314
31200PE0015	0832	273
31200PE0661	9186	314
31200PE0664	9350	314
31200PE0665	9350	314
31200PE1671	9186	314
31200PE1673	9350	314
31200PE1674	9350	314
31200PG6911	9186	314
31200PG6914	9350	314
31200PH3953	9350	314
31200PK2006	9350	314
31200PK2026	9350	314
31200PK2953	9350	314
31200PK2955	9350	314
31200PLMA51	1548	290
31200PLRA52	0809	272
31200PM1005	9350	314
31200PM3003	9186	314
31200PM3005	9350	314

Honda	Nº ZEN	Pg.
31200PT0900	9350	314
31200PV2662	9186	314
31200PV2671	9186	314
31200RAAA51	1849	303
31200RAAA52	1849	303
31200RAAA53	1879	304
31200RNAA50	1849	303
31200RNAA51	1849	303
31200ZJ1841	1988	310
31200ZJ1842	1988	310
31200RAAA51RM	1849	303
31200ZJ18410M	1988	310
Hyster	Nº ZEN	Pg.
282661	0567	263
Hyundai	Nº ZEN	Pg.
361003101	1777	299
3610003100	1950	308
3610003101	1777	299
3610023071	1775	299
3610023161	1775	299
3610023171	1775	299
3610025020	1800	300
3610027510	0617	264
361002B100	1778	299
361002B102	1777	299
361002CC00	1800	300
361002E120	1788	300
361002G200	1770	299
361003C150	1800	300
361003C151	1923	306
3610042010	1577	291
3610042011	1577	291
3610047650	1577	291
361004A100	1794	300
361004A150	1794	300
361004A160	1940	307
3614525010	1923	306
IHC Navistar	Nº ZEN	Pg.
267904C91	0567	263
446427C92	0567	263
500164C91	0567	263
844187C91	0567	263
3144932R92	0308	255
Ingersoll Rand	Nº ZEN	Pg.
462361	0930	276
Ishikawajima	Nº ZEN	Pg.
185086050	0684	267
185086051	0684	267
185086052	0684	267
185086140	0684	267
185086141	0684	267
185086240	0947	277
185086240	1722	297
185086320	0351	257
185086321	0351	257

Ishikawajima	Nº ZEN	Pg.
185086340	0947	277
185086340	1722	297
185086350	0684	267
Iskra	Nº ZEN	Pg.
AZJ320	1600	291
IS0537	2027	312
IS0729	2027	312
IS0783	2027	312
IS0841	1979	309
IS1064	1701	296
IS1101	2009	311
IS1114	1994	310
IS1159	1980	309
IS1165	1699	296
IS1189	1700	296
IS1386	2011	311
IS1398	2013	311
IS1434	2012	311
IS1442	2007	311
IS1457	2007	311
IS9319	1947	308
AZE0303	1588	291
AZE2155	2009	311
AZE2156	2009	311
AZE2178	2009	311
AZE2194	1944	307
AZE3504	1588	291
AZE3519	1588	291
AZE4122	1701	296
AZE4123	1700	296
AZE4125	1700	296
AZE4128	1700	296
AZE4139	1700	296
AZE4148	1699	296
AZE4150	1700	296
AZE4151	1700	296
AZE4156	1700	296
AZE4159	1700	296
AZE4165	1700	296
AZE4166	1701	296
AZE4169	1709	296
AZE4170	1700	296
AZE4171	1701	296
AZE4172	1700	296
AZE4173	1700	296
AZE4182	2007	311
AZE4184	2007	311
AZE4185	1709	296
AZE4190	1700	296
AZE4192	1700	296
AZE4194	1700	296
AZE4195	1700	296
AZE4197	1700	296
AZE4199	1700	296
AZE4201	1700	296



Iskra	Nº ZEN	Pg.	Iskra	Nº ZEN	Pg.	Iskra	Nº ZEN	Pg.	Iskra	Nº ZEN	Pg.
AZE4204	1700	296	AZF3531	0926	276	AZF4283	1678	294	AZJ3160	2027	312
AZE4207	1700	296	AZF3545	0926	276	AZF4286	1979	309	AZJ3166	2021	312
AZE4208	1700	296	AZF3547	0926	276	AZF4287	1678	294	AZJ3169	2021	312
AZE4209	1701	296	AZF3549	0926	276	AZF4288	1678	294	AZJ3170	2021	312
AZE4211	1699	296	AZF3559	0926	276	AZF4291	1678	294	AZJ3179	2021	312
AZE4213	1699	296	AZF4102	1678	294	AZF4302	1751	298	AZJ3182	1616	292
AZE4214	1700	296	AZF4103	1980	309	AZF4304	1678	294	AZJ3184	2021	312
AZE4215	1700	296	AZF4115	1678	294	AZF4309	1751	298	AZJ3195	2021	312
AZE4221	1700	296	AZF4116	1678	294	AZF4310	1751	298	AZJ3198	1616	292
AZE4222	1699	296	AZF4119	1678	294	AZF4312	1751	298	AZJ3201	1616	292
AZE4223	1699	296	AZF4121	2012	311	AZF4313	1751	298	AZJ3203	1616	292
AZE4224	1699	296	AZF4122	1678	294	AZF4314	1751	298	AZJ3205	1616	292
AZE4226	1700	296	AZF4129	1678	294	AZF4329	1979	309	AZJ3206	1616	292
AZE4227	1700	296	AZF4130	1980	309	AZF4339	1751	298	AZJ3211	2021	312
AZE4228	1709	296	AZF4131	1678	294	AZF4362	2012	311	AZJ3212	1616	292
AZE4239	2007	311	AZF4132	1678	294	AZF4409	1980	309	AZJ3218	2021	312
AZE4240	1699	296	AZF4135	1678	294	AZF4507	1979	309	AZJ3219	2021	312
AZE4241	2011	311	AZF4141	1698	295	AZF4513	1698	295	AZJ3234	1600	291
AZE4242	1699	296	AZF4143	1678	294	AZF4514	1979	309	AZJ3244	2021	312
AZE4247	1700	296	AZF4146	1980	309	AZF4515	1979	309	AZJ3248	1616	292
AZE4248	1700	296	AZF4147	1980	309	AZF4520	1678	294	AZJ3281	2027	312
AZE4254	2007	311	AZF4148	1980	309	AZF4524	1678	294	AZJ3282	2027	312
AZE4255	2013	311	AZF4154	1698	295	AZF4535	1980	309	AZJ3306	1616	292
AZE4256	1699	296	AZF4158	1678	294	AZF4538	1980	309	AZJ3315	1616	292
AZE4261	1709	296	AZF4159	1678	294	AZF4541	1678	294	AZJ3319	1600	291
AZE4282	1699	296	AZF4160	1678	294	AZF4542	1678	294	AZJ3346	2021	312
AZE4285	2007	311	AZF4164	1678	294	AZF4545	1980	309	AZJ3352	1616	292
AZE4286	2007	311	AZF4170	1678	294	AZF4550	1678	294	AZJ3355	2021	312
AZE4290	1699	296	AZF4183	1678	294	AZF4553	1678	294	AZJ3357	1616	292
AZE4309	2013	311	AZF4184	1678	294	AZF4562	1678	294	AZJ3387	2027	312
AZE4310	2013	311	AZF4185	1678	294	AZF4568	1678	294	AZJ3405	1600	291
AZE4540	1701	296	AZF4187	1980	309	AZF4569	1678	294	AZJ3433	2021	312
AZE4566	1699	296	AZF4190	1698	295	AZF4570	1678	294	AZJ3445	1616	292
AZE4573	1700	296	AZF4196	1678	294	AZF4577	1980	309	AZJ3447	1616	292
AZE4579	1700	296	AZF4204	1678	294	AZF4591	1980	309	AZJ3449	1073	282
AZE4597	1701	296	AZF4205	1678	294	AZF4592	1980	309	AZJ3477	2021	312
AZE4603	1754	298	AZF4206	1678	294	AZF4595	1678	294	AZJ3478	2021	312
AZE4620	1754	298	AZF4207	1980	309	AZF4597	1678	294	AZJ3479	2021	312
AZE4648	1754	298	AZF4208	1678	294	AZF4598	1678	294	AZJ3482	2021	312
AZE4649	1754	298	AZF4214	1678	294	AZF4627	1994	310	AZJ3486	2027	312
AZE4653	1754	298	AZF4220	1979	309	AZF4646	1994	310	AZJ3538	2021	312
AZE4654	1754	298	AZF4228	1678	294	AZF4683	1994	310	AZJ3542	2021	312
AZE4655	1754	298	AZF4229	1979	309	AZF4687	1994	310	AZJ3548	1073	282
AZE6537	1898	305	AZF4242	1678	294	AZF4691	1994	310	10130121	0035	313
AZE6554	1898	305	AZF4243	1678	294	AZF4831	1994	310	10130123	0035	313
AZE6556	1898	305	AZF4245	1678	294	AZF4842	1994	310	10130150	0533	262
AZE6563	1898	305	AZF4246	1678	294	AZF4869	1994	310	11130005	0035	313
AZE6567	1898	305	AZF4247	1678	294	AZF4889	1994	310	11130009	0035	313
AZE6589	1898	305	AZF4248	1678	294	AZJ3118	1073	282	11130029	1056	281
AZF3509	0926	276	AZF4251	1980	309	AZJ3140	2021	312	11130034	1588	291
AZF3513	0926	276	AZF4254	1678	294	AZJ3144	1616	292	11130076	1060	281
AZF3515	0926	276	AZF4258	1678	294	AZJ3148	1616	292	11130102	1056	281
AZF3517	0926	276	AZF4260	1678	294	AZJ3151	1616	292	11130104	0035	313
AZF3524	0926	276	AZF4266	1678	294	AZJ3155	2021	312	11130115	0035	313
AZF3528	0926	276	AZF4270	1678	294	AZJ3156	2021	312	11130124	1059	281

Iskra	Nº ZEN	Pg.	Iskra	Nº ZEN	Pg.	Iskra	Nº ZEN	Pg.	Iskra	Nº ZEN	Pg.
11130148	0035	313	11130629	1616	292	11131221	1754	298	11131635	1616	292
11130155	1588	291	11130631	1616	292	11131223	1699	296	11131640	1678	294
11130158	0036	313	11130632	1616	292	11131227	1678	294	11131651	1073	282
11130162	1056	281	11130645	2021	312	11131228	1678	294	11131658	1678	294
11130166	1056	281	11130659	1616	292	11131236	1951	308	11131659	1700	296
11130179	1951	308	11130669	2021	312	11131237	1678	294	11131663	1898	305
11130193	0926	276	11130670	2021	312	11131249	1600	291	11131696	1700	296
11130200	1060	281	11130686	1951	308	11131260	1994	310	11131705	1678	294
11130201	1951	308	11130692	1600	291	11131265	2009	311	11131706	1678	294
11130203	2021	312	11130692	1951	308	11131267	2009	311	11131709	1678	294
11130216	2021	312	11130705	1951	308	11131279	1700	296	11131716	1700	296
11130217	1056	281	11130706	2021	312	11131300	1980	309	11131723	1980	309
11130218	1056	281	11130710	1951	308	11131315	1700	296	11131727	1698	295
11130219	1056	281	11130711	1616	292	11131352	1980	309	11131728	1701	296
11130224	0926	276	11130728	1979	309	11131356	1980	309	11131751	1709	296
11130229	1073	282	11130783	2027	312	11131370	1678	294	11131752	1754	298
11130234	1056	281	11130784	2027	312	11131375	1678	294	11131753	1754	298
11130244	0926	276	11130821	1951	308	11131382	1678	294	11131761	1709	296
11130254	1073	282	11130823	1073	282	11131397	1678	294	11131763	1678	294
11130266	1056	281	11130824	1073	282	11131398	1980	309	11131772	1754	298
11130291	0926	276	11130836	1698	295	11131411	1994	310	11131773	1701	296
11130292	1588	291	11130841	1979	309	11131419	2009	311	11131780	1700	296
11130300	0228	254	11130842	1979	309	11131424	1700	296	11131781	1700	296
11130322	1059	281	11130861	1951	308	11131426	1701	296	11131782	1678	294
11130338	0926	276	11130875	1616	292	11131430	1678	294	11131783	1678	294
11130346	0926	276	11130887	1951	308	11131433	1678	294	11131784	1678	294
11130373	1060	281	11130890	1616	292	11131436	1678	294	11131788	1754	298
11130378	0926	276	11130895	1951	308	11131452	2012	311	11131789	1754	298
11130392	0926	276	11130897	1600	291	11131464	1678	294	11131790	1980	309
11130395	0926	276	11130904	1678	294	11131479	2021	312	11131792	1678	294
11130407	1073	282	11130941	1678	294	11131488	1678	294	11131793	1700	296
11130409	1073	282	11130945	1980	309	11131490	1980	309	11131798	1994	310
11130412	1073	282	11130971	2021	312	11131501	1994	310	11131811	1678	294
11130414	1951	308	11130998	1616	292	11131507	1678	294	11131820	2007	311
11130418	0926	276	11130999	1980	309	11131508	1678	294	11131828	2007	311
11130484	1073	282	11131014	1980	309	11131515	1701	296	11131829	1979	309
11130491	1073	282	11131015	2021	312	11131518	1944	307	11131830	1994	310
11130503	2021	312	11131017	1951	308	11131520	1678	294	11131833	1709	296
11130509	1616	292	11131018	1616	292	11131526	1700	296	11131839	1994	310
11130520	1616	292	11131035	1700	296	11131535	1700	296	11131856	1678	294
11130526	1616	292	11131036	1700	296	11131542	1698	295	11131890	1700	296
11130531	2021	312	11131050	1700	296	11131544	1700	296	11131892	1700	296
11130532	2021	312	11131060	1678	294	11131550	1678	294	11131893	1678	294
11130537	2027	312	11131063	1754	298	11131570	1700	296	11131894	1678	294
11130548	2021	312	11131065	1678	294	11131573	1980	309	11131896	1678	294
11130551	2021	312	11131077	1980	309	11131574	1980	309	11131897	1678	294
11130552	2021	312	11131085	1951	308	11131575	1980	309	11131898	1678	294
11130567	2021	312	11131092	1678	294	11131598	1699	296	11131900	1678	294
11130579	1616	292	11131112	1700	296	11131602	1698	295	11131920	1980	309
11130585	2021	312	11131116	1701	296	11131605	1700	296	11131921	1700	296
11130595	1951	308	11131143	2027	312	11131606	1700	296	11131930	1678	294
11130618	2021	312	11131144	1951	308	11131611	1678	294	11131932	1700	296
11130624	1616	292	11131145	1678	294	11131612	1678	294	11131942	1700	296
11130626	1951	308	11131191	1678	294	11131613	1678	294	11131945	1678	294
11130627	1616	292	11131216	1700	296	11131626	1616	292	11131946	1700	296

Iskra	Nº ZEN	Pg.
11131947	1700	296
11131948	1898	305
11131950	1898	305
11131956	1700	296
11131963	1700	296
11131964	1700	296
11131965	1678	294
11131966	1700	296
11131970	1701	296
11131974	1699	296
11131975	1700	296
11131983	1699	296
11131984	1700	296
11131987	1678	294
11131989	1700	296
11131990	1700	296
11132012	1678	294
11132050	1700	296
11132051	1699	296
11132056	1678	294
11132057	1699	296
11132058	1699	296
11132066	1979	309
11132067	1700	296
11132068	1700	296
11132069	1678	294
11132070	1678	294
11132073	1678	294
11132077	1898	305
11132084	1709	296
11132095	1898	305
11132104	1994	310
11132114	1751	298
11132118	1678	294
11132137	1751	298
11132138	1751	298
11132140	1751	298
11132141	1751	298
11132142	1751	298
11132154	2007	311
11132155	1699	296
11132156	2011	311
11132157	1699	296
11132165	1700	296
11132166	1700	296
11132182	2007	311
11132193	2013	311
11132194	1979	309
11132196	1699	296
11132206	1994	310
11132227	1709	296
11132231	1751	298
11132325	2012	311
11132334	2021	312
11132335	2021	312

Iskra	Nº ZEN	Pg.
11132377	1699	296
11132378	1898	305
11132389	2007	311
11132391	2007	311
11132416	1994	310
11132425	1699	296
11132429	2021	312
11132501	2027	312
11132528	1980	309
11132543	2013	311
11132547	1994	310
11132558	2013	311
AZF4528	1980	309
Isuzu	Nº ZEN	Pg.
451229	0946	277
455657	0946	277
455674	0946	277
TY6615	0946	277
181001890	0894	275
891171630	0737	268
891364001	0737	268
891364480	0737	268
892363470	0737	268
1811001410	1827	302
1811001890	0894	275
1811001891	0894	275
1811001900	0894	275
1811001910	0894	275
1811001920	0894	275
1811001970	0894	275
1811001971	0894	275
1811002061	0894	275
1811002530	0894	275
1811002531	0894	275
1811002590	0894	275
1811002890	0894	275
2912559140	0946	277
5811000571	0376	257
5811000571	0684	267
5811000740	0376	257
5811000740	0684	267
5811000800	0376	257
5811000820	0376	257
5811000860	0946	277
5811000860	9260	314
5811000990	0376	257
5811001110	0376	257
5811001111	0376	257
5811001112	0376	257
5811001300	0351	257
5811001370	0351	257
5811001550	9260	314
5811001660	0946	277
5811001660	9260	314
5811001661	9260	314

Isuzu	Nº ZEN	Pg.
5811001742	0894	275
5811001830	0946	277
5811001830	9260	314
5811001920	0832	273
5811001980	0792	271
5811001981	0792	271
5811001982	0792	271
5811002150	0832	273
5811240040	1827	302
8104550190	1189	285
8821001260	0141	252
8941155650	0737	268
8941155670	0737	268
8941156670	0737	268
8941171630	0737	268
8941233870	0946	277
8941233870	9260	314
8941305600	0351	257
8941333380	0737	268
8941337583	0946	277
8941337583	9260	314
8941364480	0737	268
8941475492	0792	271
8941492490	0792	271
8941492490	0946	277
8941492490	9260	314
8941702050	0946	277
8941702050	9260	314
8942010201	0141	252
8942044380	0351	257
8942045380	0351	257
8942134065	0351	257
8942135381	0351	257
8942138220	0351	257
8942168781	0737	268
8942168783	0737	268
8942226880	0349	257
8942226880	0351	257
8942243880	0351	257
8942340650	0351	257
8942363470	0737	268
8942363471	0737	268
8942387580	0737	268
8942387581	0737	268
8942420670	9488	314
8942549221	1858	303
8942554392	0895	275
8943334380	1858	303
8943634280	0895	275
8944127301	9260	314
8944234520	1960	308
8944299770	0792	271
8944299780	0792	271
8944467700	0895	275
8944489590	0946	277

Isuzu	Nº ZEN	Pg.
8971185420	0792	271
8971463383	0792	271
8971617930	1865	303
8972105050	0792	271
8982482712	1998	310
9821001260	0141	252
9821001520	0376	257
9821001522	0376	257
9821001830	0376	257
9821001832	0376	257
9821006060	0141	252
9821006350	0141	252
Italacciai	Nº ZEN	Pg.
006138A	0245	254
006162E	0244	254
006231C	0404	258
006237A	0189	253
25142A	0280	313
25148A	0380	313
26208A	0320	256
26211M	0064	249
26211U	0096	250
26273E	0150	252
27501A	0541	262
D8E081	0248	254
D9R073	0656	266
D9R084	0646	266
D9R091	0657	266
1362051	0367	257
1362302	0418	258
1410032	0087	313
4085959	0533	262
4187587	0608	264
4451826	0408	258
4469693	0502	261
4469987	0389	257
4699705	0407	258
4988513	0561	263
534029A	0574	263
5933930	0395	258
5991832	0394	257
D11E079	0217	253
D11E156	0216	253
D11E159	0215	253
D11E172	0571	263
D11E191	0461	260
MTA1201	0453	260
MTD1201	0533	262
MTD1209	0213	253
MTS1201	0120	251
S114140	0349	257
28002150	0184	252
MTA01219	0451	259
MTJ01201	0170	313
280002572	0327	256

Italaccai	Nº ZEN	Pg.
280002681	0353	257
23300B5013	0352	257
23300N3301	0351	257
63216740MT67CA	0407	258
Iveco	Nº ZEN	Pg.
471169	2002	311
475930	2002	311
479664	2002	311
4719664	2002	311
4807374	2002	311
4856056	2002	311
42498138	2002	311
42498149	2002	311
42498505	2002	311
55195967	1840	302
55195970	1650	293
77028560	2002	311
99451753	0875	274
99451753	2002	311
500338953	1624	292
504015749	1700	296
5801405959	1815	301
JCB	Nº ZEN	Pg.
71435600	2009	311
71440482	2009	311
Jeep	Nº ZEN	Pg.
8982775013	1189	285
Jhaem	Nº ZEN	Pg.
L21580	1781	300
QDY1289	1781	300
1043100GG010	1781	300
John Deere	Nº ZEN	Pg.
E48134	0625	265
E48134	0755	269
TY1434	0567	263
TY1435	0567	263
TY1456	0567	263
TY1457	0567	263
TY6629	0567	263
TY6654	0813	272
TY6687	0813	272
TY6691	0567	263
TY6694	0567	263
TY6695	0567	263
TY6704	0567	263
TY6714	0813	272
TY6718	0813	272
AJ59342	1637	293
AJ60123	1637	293
AL81154	1952	308
AM34753	1656	294
AM37725	1656	294
AP22652	0567	263
AR11160	0567	263
AR11161	0567	263

John Deere	Nº ZEN	Pg.
AR11300	0567	263
AR11305	0567	263
AR16277	0434	259
AR41627	0434	259
AR70611	0434	259
AR84333	0813	272
AT12283	0567	263
AT12458	0567	263
AT14860	0567	263
AT15334	0567	263
AT15335	0567	263
AT16209	0567	263
AT16311	0567	263
AT17411	0567	263
RE13722	0434	259
RE15663	0813	272
RE15718	0813	272
RE23900	0434	259
RE43422	0813	272
RE50326	1952	308
RE60641	2017	311
RE63010	2017	311
TY25964	0813	272
TY25965	0813	272
TY26007	0567	263
TY26034	0567	263
TY26038	0567	263
AM107631	1885	304
AM108390	1885	304
AM124993	1885	304
AM127877	1885	304
AM131296	1885	304
AP22652H	0567	263
RE500819	1971	309
RE501680	2017	311
RE501693	2017	311
RE502156	2017	311
RE502196	2017	311
RE509856	1637	293
RE509857	1637	293
RE551444	1709	296
SE501414	0308	255
SE501418	0813	272
SE501419	0813	272
SE501437	0567	263
SE501861	2017	311
500325145	1157	283
500338952	1157	283
504059251	1157	283
Johnson Electric	Nº ZEN	Pg.
420890632	0981	278
Jungheinrich	Nº ZEN	Pg.
19960488	2009	311
19960489	2009	311
50027532	2009	311

Kawasaki	Nº ZEN	Pg.
211633710	0536	262
211633710	1191	285
211637002	1885	304
211637004	1885	304
211637014	1885	304
211637015	1885	304
211637026	1885	304
211633003F	0536	262
211633003G	0536	262
KHD	Nº ZEN	Pg.
1161420	0308	255
1161422	0308	255
1163626	0308	255
1163669	0308	255
1163758	0308	255
1172099	0308	255
01181751	1992	310
1181751	1898	305
01182124	1992	310
01182382	1992	310
1182382	1898	305
01182384	1992	310
1182384	1898	305
1182386	1898	305
01183404	1898	305
1183404	1898	305
1301833	0308	255
1302023	0308	255
4300006	1898	305
Kia	Nº ZEN	Pg.
3610003200	1950	308
3610003401	1950	308
361002B302	1932	307
361004X901	2010	311
361004X970	2010	311
361004X971	2010	311
Kohler	Nº ZEN	Pg.
1209803	1885	304
2409801	1885	304
4109805	1656	294
4509804	1656	294
4509805	1656	294
4809801	1656	294
4809802	1656	294
4809804	1656	294
A277214	1656	294
A277599	1656	294
1209803S	1885	304
2409801S	1885	304
Komatsu	Nº ZEN	Pg.
6008131420	1961	308
6008133111	0895	275
6008133121	0895	275
6008133122	0895	275
6008133130	0895	275

Komatsu	Nº ZEN	Pg.
6008133170	0895	275
6008133171	0895	275
6008134000	0895	275
6008134190	0895	275
6008134380	0895	275
6008134410	0895	275
6008134411	0895	275
6008314411	0895	275
Kramer	Nº ZEN	Pg.
1000124272	1898	305
Kubota	Nº ZEN	Pg.
1418263011	1827	302
1418263012	1827	302
1418263041	1827	302
1542563011	1957	308
1550163012	1957	308
1550463011	0947	277
1550463011	1722	297
1551163011	1957	308
1552163012	1957	308
1574163011	0947	277
1574163011	1722	297
1585263011	0584	263
1585263012	0584	263
1961663012	1957	308
E719563010	1885	304
Lancia	Nº ZEN	Pg.
51787218	1899	305
Land Rover	Nº ZEN	Pg.
LR002348	1993	310
LR029180	1993	310
NAD101240	2031	312
77AD101240	2031	312
Leece Neville	Nº ZEN	Pg.
7282M	0879	274
8282M	0879	274
7072MB	0117	251
7072MC	0117	251
7082MA	0188	253
7086MA	0188	253
7086MB	0188	253
7120MA	0188	253
7146MA	0117	251
7146MB	0117	251
7148MA	0117	251
7186MB	0188	253
7408MA	0879	274
MS4400	1353	287
MS4401	1353	287
MS4402	1353	287
MS4403	1353	287
MS4500	1353	287
859532Z	1353	287
MS4400Z	1353	287
M0017137	0930	276

Leece Neville	Nº ZEN	Pg.	Lester	Nº ZEN	Pg.	Lucas Indiel	Nº ZEN	Pg.	Lucas Indiel	Nº ZEN	Pg.
M0017157	0930	276	30210	2005	311	26695	0823	273	26716B	0821	272
M0017191	0930	276	30229	2014	311	26696	0960	278	26717A	0822	272
CATF11000A	0110	251	30236	1985	310	26702	0822	272	26809A	0821	272
CATF11000A	9074	314	30272	2014	311	26708	0821	272	26810A	0821	272
CATZ110024	0110	251	30343	1992	310	2680B	1475	288	26811A	0822	272
CATZ110024	9074	314	30350	1950	308	2680D	1475	288	26903A	0820	272
M0017232MA	0188	253	30393	1963	308	26813	1062	281	26913A	0820	272
M0017234MA	0188	253	30432	2010	311	26816	0821	272	26935B	0820	272
M0017274MA	0188	253	30510	13462	318	26823	0821	272	270508	0486	261
Lester	Nº ZEN	Pg.	30629	1807	301	26824	0821	272	27245A	0155	252
5413	13462	318	30727	1947	308	26834	1062	281	27403A	0155	252
5414	13462	318	30839	1982	310	26841	1062	281	27407A	0155	252
6696	1676	294	30847	2010	311	26921	0820	272	27408A	0155	252
10910	1761	298	31154	2026	312	26925	0820	272	27410A	0615	264
10911	1989	310	31241	2000	310	27022	0863	274	27414A	0155	252
16008	1992	310	31258	1699	296	27047	0863	274	27418A	0615	264
16046	1946	308	31349	1962	308	27510	0155	252	27423A	0134	251
16348	1935	307	31384	1984	310	27573	0155	252	27435A	0155	252
16567	0902	275	32691	2022	312	27574	0155	252	27436A	0486	261
16946	1973	309	33186	0617	264	27575	0486	261	27439A	0155	252
16947	9495	314	Liebherr	Nº ZEN	Pg.	S5012	0064	249	27443A	0486	261
17086	2017	311	6200827	0308	255	S5012	0322	256	27446A	0155	252
17115	1973	309	Lifan	Nº ZEN	Pg.	25742A	0412	258	27452A	0134	251
17116	1973	309	QDY1203	1977	309	25755A	0412	258	27459A	0155	252
17258	1951	308	LFB479Q3708100A	1977	309	25756A	0412	258	27469A	0155	252
17316	2020	312	Lombardini	Nº ZEN	Pg.	26211U	0096	250	27475A	0134	251
17367	1973	309	58400890	2018	312	26234K	0286	254	27511A	0480	260
17612	1973	309	58400960	1992	310	26236L	0155	252	27513A	0155	252
17870	1849	303	58401420	2018	312	26246M	0150	252	27556A	0486	261
17949	1970	309	58402230	2018	312	26248M	0155	252	27568A	0155	252
17958	1849	303	58402460	2018	312	26256H	0155	252	27583D	0155	252
17960	1849	303	58402610	1992	310	26260E	0155	252	26607EJ	0960	278
18149	1973	309	58402680	1992	310	26278H	0411	258	LRS1976	1624	292
18153	1973	309	Lucas	Nº ZEN	Pg.	26285F	0155	252	LRS2163	0809	272
18219	1556	290	LRT105	1958	308	26288F	0155	252	LRS2223	1650	293
18281	1960	308	LRS1911	1960	308	26290B	0150	252	25619A/K	0412	258
18328	1556	290	LRS01580	2009	311	26291E	0096	250	25642A/F	0412	258
18361	1952	308	LRS01911	1960	308	26301H	0411	258	25647A/L	0412	258
18369	2018	312	LRT00105	1958	308	26304D	0150	252	25651A/B	0412	258
18374	1157	283	Lucas Indiel	Nº ZEN	Pg.	26312A	0064	249	25662A/E	0412	258
18473	2018	312	M79	0822	272	26312B	0096	250	25674A/E	0412	258
18480	0902	275	M79	0823	273	26323A	0150	252	25684A/J	0412	258
18949	2009	311	M45G	0615	264	26335A	0486	261	25686A/H	0412	258
18985	1988	310	26211	0322	256	26390A	0594	263	25689A/J	0412	258
19214	1978	309	26312	0064	249	26412A	0155	252	25692A/J	0412	258
19247	1942	307	26338	0064	249	26413A	0155	252	25695A/F	0412	258
19331	1937	307	26338	0322	256	26422A	0155	252	25699A/J	0412	258
19616	1877	304	26339	0064	249	26427A	0150	252	25704A/D	0412	258
19747	1961	308	26339	0322	256	26605A	0823	273	25706A/D	0412	258
19794	2002	311	26395	0064	249	26620A	0823	273	25707A/D	0412	258
19823	1992	310	26395	0322	256	26628A	0823	273	25710A/D	0412	258
19860	1700	296	26628	0823	273	26678B	0823	273	25714A/D	0412	258
30026	2000	310	26667	0863	274	26679B	0823	273	25718A/D	0412	258
30050	2015	311	26689	0823	273	26680B	0823	273	25719A/D	0412	258
30115	2027	312	26692	0960	278	26681B	0823	273	25720A/D	0412	258

Lucas Indiel	Nº ZEN	Pg.	Lucas Indiel	Nº ZEN	Pg.	Lucas Indiel	Nº ZEN	Pg.	Lucas Indiel	Nº ZEN	Pg.
25722A/D	0412	258	26305D/N	0096	250	26395A/H	0096	250	27449A/D	0486	261
25728A/D	0412	258	26306E/H	0134	251	26398A/H	0286	254	27461A/B	0155	252
25729A/D	0412	258	26310A/D	0067	249	26403A/D	0150	252	27462A/B	0486	261
25734A/D	0412	258	26310A/E	0067	249	26404A/D	0150	252	27463A/D	0411	258
25739A/D	0412	258	26310E/F	0155	252	26407A/F	0398	258	27464A/B	0155	252
25743A/D	0412	258	26316A/M	0096	250	26408A/E	0150	252	27468A/B	0155	252
26132A/F	0041	248	26317B/H	0398	258	26409A/E	0150	252	27470A/B	0155	252
26132H/R	0041	248	26320A/B	0506	261	26410A/B	0150	252	27474A/B	0155	252
26143A/H	0041	248	26320D/J	0486	261	26411A/B	0150	252	27500A/J	0480	260
26143J/Q	0041	248	26321A/B	0067	249	26414A/E	0150	252	27502A/D	0155	252
26172A/L	0041	248	26321D/F	0155	252	26416A/E	0286	254	27503A/D	0155	252
26208A/E	0322	256	26329A/L	0096	250	26420A/B	0286	254	27504A/B	0480	260
26211A/L	0322	256	26336A/R	0286	254	26421A/B	0286	254	27506A/D	0480	260
26211M/T	0064	249	26337A/H	0286	254	26428A/B	0286	254	27507A/B	0480	260
26227A/Q	0064	249	26338A/F	0096	250	26429A/B	0286	254	27508A/D	0486	261
26227R/V	0096	250	26339A/K	0096	250	26430A/D	0096	250	27509A/B	0486	261
26233A/J	0506	261	26341A/J	0096	250	26431A/B	0096	250	27512A/D	0557	262
26233K/M	0486	261	26342A/B	0485	261	26433A/B	0286	254	27514A/B	0155	252
26236A/K	0067	249	26342D/L	0485	261	26435A/B	0286	254	27515A/E	0155	252
26238A/L	0067	249	26343A/K	0150	252	26436A/B	0150	252	27516A/D	0480	260
26238M/Q	0155	252	26344A/F	0150	252	26600E/F	0823	273	27518A/E	0155	252
26248A/L	0067	249	26345A/J	0150	252	26601E/F	0823	273	27519A/D	0155	252
26256A/E	0067	249	26347A/B	0155	252	26609F/J	0823	273	27522A/D	0155	252
26259A/K	0067	249	26348A/D	0486	261	26613E/H	0823	273	27523A/D	0155	252
26259L/N	0155	252	26349A/H	0286	254	26616A/B	0823	273	27524A/B	0155	252
26264A/F	0067	249	26350A/B	0064	249	26619A/D	0823	273	27525A/B	0155	252
26264H/K	0155	252	26351A/H	0150	252	26621A/B	0823	273	27526A/D	0155	252
26265J/M	0096	250	26352A/L	0096	250	26624A/D	0823	273	27527A/B	0155	252
26270A/J	0615	264	26355A/J	0398	258	26626A/B	0823	273	27528A/D	0480	260
26271A/E	0067	249	26356A/M	0398	258	26654B/D	0823	273	27532A/D	0155	252
26271F/J	0155	252	26357A/E	0150	252	26702E/K	0822	272	27533A/E	0486	261
26273E/F	0150	252	26358A/H	0150	252	26707A/L	0821	272	27536A/D	0155	252
26273H/M	0150	252	26361A/E	0398	258	26713A/D	0821	272	27537A/B	0155	252
26274E/F	0150	252	26363A/J	0286	254	26804A/E	0821	272	27538A/D	0155	252
26274H/N	0150	252	26364A/F	0155	252	26812A/D	0822	272	27539A/F	0155	252
26275F/K	0134	251	26365A/F	0150	252	2692512A	1518	289	27540A/H	0155	252
26279A/E	0067	249	26366A/F	0150	252	26929A/B	0820	272	27541A/D	0155	252
26279F/K	0155	252	26367A/D	0286	254	26931A/B	0820	272	27543A/D	0486	261
26280F/J	0134	251	26369A/J	0150	252	27409A/D	0155	252	27545A/B	0486	261
26281A/E	0067	249	26370B/E	0155	252	27411A/B	0155	252	27546A/B	0486	261
26281F/J	0155	252	26372A/B	0594	263	27412A/D	0134	251	27550A/B	0155	252
26283A/F	0067	249	26374A/F	0150	252	27413A/D	0411	258	27551A/B	0486	261
26283H/K	0155	252	26375A/D	0155	252	27415A/D	0155	252	27552A/B	0486	261
26284A/E	0485	261	26376A/L	0150	252	27416A/D	0134	251	27553A/D	0480	260
26285A/E	0067	249	26378A/H	0150	252	27417A/D	0155	252	27554A/B	0480	260
26286A/E	0506	261	26379A/F	0096	250	27419A/D	0486	261	27558A/E	0486	261
26286F/J	0486	261	26382A/B	0286	254	27420A/B	0155	252	27559A/E	0155	252
26287A/E	0067	249	26384A/B	0286	254	27421A/B	0411	258	27562A/B	0480	260
26288A/E	0067	249	26385A/B	0594	263	27424A/B	0155	252	27565B/D	0155	252
26291A/D	0064	249	26387A/E	0155	252	27426A/F	0155	252	27570A/B	0155	252
26294D/E	0150	252	26388A/F	0398	258	27427A/E	0155	252	27571A/B	0155	252
26294F/Q	0150	252	26389A/D	0286	254	27429A/B	0155	252	27572A/B	0155	252
26295D/Q	0150	252	26390B/E	0594	263	27430A/B	0594	263	35255556	0160	252
26300A/J	0615	264	26391A/B	0155	252	27432A/E	0155	252	35255999	0160	252
26305A/B	0064	249	26393A/F	0150	252	27433A/D	0155	252	35256034	0102	250

Lucas Indiel	Nº ZEN	Pg.	Lucas Indiel	Nº ZEN	Pg.	Lucas Indiel	Nº ZEN	Pg.	Lucas Reman	Nº ZEN	Pg.
35256424	0492	261	35259310	1602	291	35261780	1603	291	S7133	9702	315
35256425	0102	250	35259360	1726	297	35261810	1713	296	S7219	9702	315
35256433	0102	250	35259390	1637	293	35262020	1604	291	<b>Lucas TVS</b>	<b>Nº ZEN</b>	<b>Pg.</b>
35256519	0102	250	35259400	1635	293	35262190	1603	291	8M14	1854	303
35256520	0102	250	35259430	1091	282	35262420	1785	300	26024256A	1799	300
35256637	0102	250	35259450	1648	293	35262460	1604	291	<b>Mack Truck</b>	<b>Nº ZEN</b>	<b>Pg.</b>
35256900	0102	250	35259520	1595	291	35262570	1684	295	8MJ4167	0308	255
35257188	0102	250	35259570	1636	293	35262580	1623	292	<b>Magneti Marelli</b>	<b>Nº ZEN</b>	<b>Pg.</b>
35257385	0441	259	35259580	1090	282	35262634	1090	282	MT68Q	0910	275
35257510	0467	260	35259590	1637	293	LRS01976	1624	292	MSN613	2026	312
35257655	0492	261	35259600	1637	293	LRS02223	1650	293	MT68QA	0910	275
35257700	0868	274	35259620	1090	282	25147DM35	0170	313	7733966	0779	271
35257720	0102	250	35259630	1090	282	25147DM35	0171	313	7772459	0779	271
35257790	0467	260	35259640	1090	282	25276AM35	0280	313	7772462	0779	271
35257880	0771	270	35259660	1090	282	25276AM35	0380	313	7785949	0779	271
35257890	0467	260	35259680	1596	291	25329AM35	1188	285	MSN2036	1624	292
35258000	0162	252	35259690	1637	293	25345AM35	0280	313	36222700	0213	253
35258060	0467	260	35259730	1648	293	25345AM35	0380	313	46414994	0779	271
35258180	0467	260	35259750	1596	291	26246MM50	0150	252	46415504	0779	271
35258240	0772	270	35259760	1091	282	26287F/J	0155	252	46417006	0779	271
35258270	0860	274	35259810	1648	293	26312AM50	0064	249	46429594	0779	271
35258290	0467	260	35259830	1595	291	26312BM50	0096	250	46465475	0779	271
35258340	0467	260	35259840	1595	291	26323AM50	0150	252	63101000	0779	271
35258370	0915	276	35259870	1090	282	26427AM50	0150	252	63101002	0779	271
35258380	0468	260	35259880	1623	292	26431AM50	0096	250	63101003	1227	287
35258400	1134	283	35259900	1684	295	26435AM50	0286	254	63102003	0779	271
35258420	1134	283	35260828	1635	293	583514243	0158	252	63102004	0779	271
35258430	0915	276	35260830	1595	291	25142AHM35	0280	313	63102007	0779	271
35258440	0826	273	35260840	1595	291	25142AHM35	0380	313	63102008	0779	271
35258460	1134	283	35260870	1648	293	25148AJM35	0280	313	63103002	0779	271
35258490	1635	293	35260890	1621	292	25148AJM35	0380	313	63103003	0779	271
35258540	0978	278	35260940	1622	292	25165ADM35	1188	285	63103007	0999	279
35258560	1134	283	35260950	1622	292	25274ADM35	1188	285	63103008	0999	279
35258580	0991	279	35261050	1648	293	25348A5M90	1188	285	63111000	0969	278
35258600	0945	277	35261070	1622	292	26208AEM45	0322	256	63111005	1113	283
35258640	0860	274	35261120	1623	292	26211ALM50	0322	256	63111006	1113	283
35258660	1635	293	35261130	1651	293	26211MTM50	0064	249	63111007	1113	283
35258670	0492	261	35261135	1603	291	26211MTM50	0096	250	63111008	1169	284
35258690	0983	278	35261155	1623	292	26291ADM50	0064	249	63111009	1169	284
35258710	0978	278	35261160	1648	293	26305ABM50	0064	249	63111010	1113	283
35258720	1134	283	35261175	1602	291	26317BDM50	0398	258	63111016	1561	290
35258730	0915	276	35261250	0990	279	26336AFM50	0286	254	63111027	1169	284
35258740	1133	283	35261260	1617	292	26349DHM50	0286	254	63112003	1169	284
35258760	0990	279	35261295	1617	292	26356ABM50	0398	258	63113001	1718	297
35258790	0945	277	35261305	0991	279	26404ADM50	0150	252	63113002	1718	297
35258840	1134	283	35261355	1596	291	26407AEM50	0398	258	63113003	1169	284
35258850	0990	279	35261360	1091	282	35261635AM	1785	300	63113004	1718	297
35258910	0991	279	35261385	1647	293	35262160AM	1785	300	63114008	1630	292
35258930	0102	250	35261395	1603	291	25264AF5M90	1188	285	63114010	1630	292
35259040	1635	293	35261425	1596	291	63222035010	1477	288	63114014	1025	280
35259060	0860	274	35261445	1719	297	6322204010	1477	288	63187051	1884	304
35259170	0916	276	35261640	1617	292	25624AF2M100	0412	258	63192000	2026	312
35259240	1604	291	35261740	1603	291	25705AD2M100	0414	258	63193001	1718	297
35259260	1595	291	35261760	1684	295	25732BE2M100	0414	258	63201008	0779	271
35259300	1622	292	35261770	1604	291	25743AD3M100	0412	258	63211627	0035	313

Magneti Marelli	Nº ZEN	Pg.	Magneti Marelli	Nº ZEN	Pg.	Magneti Marelli	Nº ZEN	Pg.	Magneti Marelli	Nº ZEN	Pg.
63211665	0035	313	63220702	0120	251	63222005	1630	292	63222897	1206	286
63211669	0035	313	63220705	0120	251	63222030	1117	283	63222900	0779	271
63213127	0035	313	63220706	0120	251	63222031	1104	282	63222901	0779	271
63213812	0035	313	63220720	0120	251	63222034	1117	283	63222905	0779	271
63214349	0035	313	63220721	0120	251	63222035	1477	288	63222908	0779	271
63214371	0035	313	63220723	0120	251	63222038	1117	283	63222909	0779	271
63216225	0035	313	63220724	0120	251	63222039	1104	282	63222936	0779	271
63216325	0035	313	63220731	0120	251	63222040	1477	288	63223000	0395	258
63216701	0407	258	63220740	0120	251	63222130	1117	283	63223001	0786	271
63216703	0407	258	63220741	0120	251	63222134	1117	283	63223001	1206	286
63216707	0407	258	63220743	0120	251	63222135	1117	283	63223031	0786	271
63216725	0407	258	63220744	0120	251	63222136	1104	282	63223031	1206	286
63216726	0407	258	63220746	0120	251	63222138	1117	283	63223032	0786	271
63216727	0407	258	63220800	0120	251	63222204	1477	288	63223032	1206	286
63216731	0601	264	63220833	0120	251	63222300	0533	262	63223033	0786	271
63216740	0407	258	63220834	0120	251	63222301	0533	262	63223033	1206	286
63216741	0601	264	63220836	0120	251	63222331	0533	262	63223034	0786	271
63216808	0407	258	63220900	0120	251	63222400	0213	253	63223034	1206	286
63216810	0407	258	63220932	0120	251	63222405	0213	253	63223035	0779	271
63216815	0910	275	63220940	0120	251	63222408	0213	253	63223039	1484	288
63216825	0407	258	63221300	0120	251	63222409	0213	253	63223085	0779	271
63216826	0407	258	63221308	0389	257	63222430	0213	253	63223101	0779	271
63216827	0407	258	63221338	0389	257	63222435	0213	253	63223103	1496	288
63216831	0601	264	63221400	0389	257	63222438	0213	253	63223108	0779	271
63216851	0910	275	63221401	0389	257	63222439	0213	253	63223109	0779	271
63216873	0407	258	63221403	0394	257	63222501	0213	253	63223200	0779	271
63216896	0601	264	63221430	0389	257	63222502	0213	253	63223203	0395	258
63216898	0407	258	63221431	0389	257	63222531	0213	253	63223206	0395	258
63217101	0407	258	63221433	0394	257	63222532	0213	253	63223207	0395	258
63217104	0407	258	63221434	0394	257	63222536	0213	253	63223236	0395	258
63217105	0407	258	63221500	0394	257	63222602	0213	253	63223237	0395	258
63217118	0407	258	63221503	0394	257	63222605	0213	253	63223300	0395	258
63217119	0407	258	63221508	0389	257	63222632	0213	253	63223303	0779	271
63217120	0407	258	63221509	0394	257	63222635	0213	253	63223330	0395	258
63217125	0407	258	63221530	0394	257	63222636	0213	253	63223332	0395	258
63217126	0601	264	63221533	0394	257	63222700	0213	253	63223430	0878	274
63217147	0407	258	63221538	0389	257	63222701	0213	253	63223431	0878	274
63217148	0601	264	63221539	0394	257	63222706	0213	253	63223432	0878	274
63217154	0601	264	63221632	0394	257	63222730	0213	253	63223435	0969	278
63217188	0601	264	63221637	0389	257	63222731	0213	253	63223436	0878	274
63217201	0407	258	63221639	0394	257	63222736	0213	253	63223530	0878	274
63217225	0407	258	63221730	0394	257	63222831	0786	271	63223531	0878	274
63217226	0601	264	63221731	0394	257	63222831	1206	286	63223532	0878	274
63217403	0910	275	63221800	0786	271	63222832	0786	271	63223537	1113	283
63217410	0601	264	63221800	1227	287	63222832	1206	286	63223538	0975	278
63220104	1496	288	63221830	0786	271	63222833	0786	271	63223639	0969	278
63220107	0768	270	63221832	0786	271	63222833	1206	286	63223730	1113	283
63220108	0768	270	63221834	0786	271	63222836	0786	271	63223897	0953	277
63220137	0768	270	63221890	0786	271	63222836	1206	286	63224170	0608	264
63220506	0408	258	63221890	1227	287	63222837	0786	271	63224500	0608	264
63220536	0408	258	63221892	0786	271	63222837	1206	286	63224580	0608	264
63220537	0408	258	63221892	1227	287	63222838	0786	271	63224600	0608	264
63220538	0408	258	63222000	1117	283	63222838	1206	286	63224602	0608	264
63220700	0120	251	63222001	1104	282	63222889	0779	271	63226801	1475	288
63220701	0120	251	63222004	1117	283	63222897	0786	271	63226834	1062	281



Magneti Marelli	Nº ZEN	Pg.
63226845	1062	281
63226846	1062	281
63227004	0823	273
63227005	0823	273
63227006	0823	273
63227007	0823	273
63227008	0823	273
63227009	0823	273
63227010	0823	273
63227014	0823	273
63227016	0823	273
63227017	0823	273
63227022	0863	274
63227028	0823	273
63227038	0823	273
63227043	0863	274
63227046	0863	274
63227047	0863	274
63227051	0863	274
63227577	0863	274
63229035	1477	288
63280040	1693	295
63280041	1693	295
63280059	1884	304
63280071	1718	297
63280091	1902	305
63292035	1477	288
63293029	1484	288
63293039	1484	288
63293537	1113	283
63293538	0975	278
83226569	1025	280
85541700	1025	280
E1154/24	0953	277
63102000A	2026	312
631101002	0779	271
943252201	1651	293
63521090350	2009	311
063521230120	1814	301
944280186210	2026	312
944280203000	1814	301
Magnetron	Nº ZEN	Pg.
9142722	0902	275
9144722	0902	275
9144742	0902	275
915109A	1814	301
CSN304208	0902	275
443115144722	0902	275
443115144742	0902	275
443115145020	0902	275
447115144722	0902	275
Mahle	Nº ZEN	Pg.
MS1	1994	310
MS24	1700	296
MS49	1616	292

Mahle	Nº ZEN	Pg.
MS50	2021	312
MS64	1994	310
MS67	1979	309
MS86	2009	311
MS95	1616	292
MS101	1994	310
MS107	2021	312
MS117	1980	309
MS119	1980	309
MS139	1994	310
MS141	1979	309
MS145	2013	311
MS149	1616	292
MS151	1980	309
MS176	2012	311
MS180	2021	312
MS199	1979	309
MS204	1700	296
MS205	1700	296
MS207	2011	311
MS211	1699	296
MS220	2021	312
MS223	2007	311
MS224	1699	296
MS228	1616	292
MS232	1979	309
MS241	2009	311
MS248	2012	311
MS267	1616	292
MS268	1616	292
MS273	1616	292
MS274	2021	312
MS277	2021	312
MS279	2021	312
MS291	1980	309
MS294	1980	309
MS295	1980	309
MS307	1616	292
MS308	2021	312
MS310	2027	312
MS311	2027	312
MS321	2027	312
MS330	2021	312
MS335	2021	312
MS339	2021	312
MS343	1616	292
MS345	1616	292
MS346	1616	292
MS347	1616	292
MS351	2021	312
MS353	2021	312
MS357	1616	292
MS364	2021	312
MS368	1616	292
MS374	1616	292

Mahle	Nº ZEN	Pg.
MS385	1616	292
MS388	2021	312
MS389	2021	312
MS391	2021	312
MS394	1699	296
MS402	1980	309
MS429	1979	309
MS444	1980	309
MS446	1979	309
MS629	1994	310
MS641	1699	296
MS647	2007	311
MS658	1699	296
MS677	1980	309
MS725	2007	311
MS726	2007	311
MS812	2027	312
MS882	1994	310
IS1381	1699	296
Man	Nº ZEN	Pg.
51262017158	1178	284
Mando	Nº ZEN	Pg.
MG122423	13021	317
MG122423	1667	294
MG122565	13021	317
MG122565	1667	294
K71F18400	1601	291
OK24118400A	0499	261
Maserati	Nº ZEN	Pg.
A00518085570	1899	305
Massey Ferguson	Nº ZEN	Pg.
114939701	0308	255
114939702	0308	255
Mazda	Nº ZEN	Pg.
F601	0352	257
22218400	0144	252
32418400	0144	252
57818400	0184	252
60418400	0341	256
60518400	0341	256
77918400	0352	257
134518400	0341	256
022218400A	0144	252
032418400A	0144	252
032418400B	0352	257
042618400A	0144	252
042618400B	0144	252
478010400	0450	259
478018400	0450	259
077918400A	0352	257
813118400	0352	257
821818400	0352	257
893618400	0352	257
893718400	0352	257
896418400	0352	257

Mazda	Nº ZEN	Pg.
896718400	0352	257
AM1518400	0595	264
B30118400	0636	265
B30318400	0450	259
B35918400	0450	259
B50518400	0450	259
B59318400	0450	259
B61P18400	0450	259
B63018400	0450	259
B67618400	0450	259
D50118400	0352	257
D50218400	0352	257
D50518400	0352	257
D53018400	0450	259
E22E18400	0596	264
E30118400	0352	257
E35618400	0450	259
E35718400	0450	259
F21418400	0596	264
F24018400	0450	259
F2D418400	0596	264
F60118400	0352	257
F80218400	0352	257
F80618400	0352	257
F85018400	0352	257
F8B18400A	0450	259
FE0518400	0352	257
FE1H18400	0596	264
FE5018400	0352	257
FE7918400	0352	257
H83318400	0352	257
HE1918400	0352	257
HE2018400	0352	257
PE0118400	1876	304
PE0718400	1876	304
PY0118400	1876	304
S21118400	0957	277
S21118400	12658	316
S21118400	12659	316
ZZL118400	1192	285
ZZLO18400	1192	285
478018400A	0450	259
489318400B	0426	258
489318400D	0426	258
489318400E	0426	258
489418400B	0144	252
489418400C	0144	252
489418400D	0144	252
808818400A	0352	257
813118400A	0352	257
B30118400C	0636	265
B30318400A	0450	259
B31518400A	0450	259
B31518400B	0450	259
B35918400A	0636	265

Mazda	Nº ZEN	Pg.	Mercury Marine	Nº ZEN	Pg.	Mitsubishi	Nº ZEN	Pg.	Mitsubishi	Nº ZEN	Pg.
B61R18400A	0450	259	50834749	1454	287	MOT21271	1538	289	M1T60081	1592	291
B63018400A	0450	259	50859171T	1454	287	MOT21471	1774	299	M1T60181	1592	291
B67618400A	0450	259	<b>Mitsuba</b>	<b>Nº ZEN</b>	<b>Pg.</b>	MOT24072	1761	298	M1T60281	0712	268
B67618400B	0450	259	M61209	1849	303	MOT30672	1706	296	M1T60381	0758	270
B6S818400A	0450	259	SM61209	1849	303	MOT30771	1706	296	M1T60581	1592	291
D30618400A	0352	257	SM71001	1849	303	MOT31671	1909	305	M1T70381	0600	264
D306A8400B	0352	257	SM71002	1849	303	MOT32071	1771	299	M1T70481	0595	264
D50118400A	0352	257	SM4423236	1548	290	MOT32271	1933	307	M1T70482	0595	264
D50218400A	0352	257	<b>Mitsubishi</b>	<b>Nº ZEN</b>	<b>Pg.</b>	MOT35171	1706	296	M1T70483	0595	264
D50518400A	0352	257	MEWR	0144	252	MOT36071	1706	296	M1T70485	0595	264
D50518400B	0450	259	MQJR	0144	252	MOT36571	0806	272	M1T70681	0595	264
E30118400A	0352	257	50171	9597	315	MOT37671	1764	299	M1T70685	0595	264
E35618400A	0352	257	79581	0595	264	MOT45071	1801	300	M1T70686	0595	264
E35618400B	0450	259	ME031	0144	252	MOT45171	1801	300	M1T70687	0595	264
F21418400A	0596	264	ME041	0144	252	MOT45371	1801	300	M1T70881	1702	296
F21418400B	0596	264	MQJ1R	0144	252	MOT65381	1592	291	M1T70981	0596	264
F21418400C	0596	264	MQJ2R	0144	252	MOT65581	1592	291	M1T70985	0596	264
F24018400B	0450	259	MQJ6R	0144	252	MOT70281	0595	264	M1T71081	0596	264
F2D418400A	0596	264	232415	1046	281	MOT70381	0595	264	M1T71281	0596	264
F60118400A	0352	257	232415	12812	316	MOT70481	0595	264	M1T71381	0595	264
F60118400B	0352	257	M2T322	0450	259	MOT70681	0595	264	M1T71382	0595	264
F80218400A	0352	257	M3T244	0450	259	MOT70781	0595	264	M1T71481	0596	264
F80218400B	0352	257	MCA020	0144	252	MOT70981	0595	264	M1T71581	0595	264
F85018400A	0352	257	ME10WR	0144	252	MOT71181	0595	264	M1T71681	0595	264
F85018400B	0352	257	MEA010	0144	252	MOT71381	0595	264	M1T71881	0596	264
F85018400E	0450	259	MEA011	0144	252	MOT71581	0595	264	M1T72081	0595	264
F8B118400A	0450	259	MEA030	0144	252	MOT71681	0595	264	M1T72085	0595	264
F8B118400B	0450	259	MEA031	0144	252	MOT72581	0595	264	M1T72086	0595	264
F8B118400C	0450	259	MEA040	0144	252	MOT73281	0595	264	M1T72088	0595	264
FE0518400B	0352	257	MEA041	0144	252	MOT73381	0595	264	M1T72181	0596	264
FE0518400C	0352	257	MEA061	0144	252	MOT77681	0595	264	M1T72182	0596	264
FE0518400C	0450	259	MEA071	0144	252	MOT80285	1018	279	M1T72281	0679	267
FE1J18400A	0450	259	MEA121	0144	252	MOT82081	0806	272	M1T72481	0617	264
FE5018400A	0352	257	MEC012	0144	252	MOT85681	0595	264	M1T72581	0595	264
FE5018400B	0352	257	MED030	0144	252	MOT86181	0806	272	M1T72583	0595	264
FE5018400E	0450	259	MED031	0144	252	MOT87681	1764	299	M1T72981	0711	268
FE5A18400A	0450	259	MED032	0144	252	MOT87781	1764	299	M1T72985	0711	268
HE1918400A	0352	257	MED034	0144	252	MOT87881	1756	298	M1T73281	0595	264
HE1918400B	0352	257	MED041	0144	252	MOT88481	1764	299	M1T73283	0595	264
HE2018400A	0352	257	MED042	0144	252	MOT90685	1764	299	M1T73381	0595	264
V10118400B	0957	277	MED074	0144	252	MOT91981	1538	289	M1T73383	0595	264
V10118400B	12658	316	MEO107	0427	258	MOT92081	1538	289	M1T74181	1702	296
V10118400B	12659	316	MGA060	0352	257	MOT93391	0806	272	M1T74281	0597	264
<b>Mercedes Benz</b>	<b>Nº ZEN</b>	<b>Pg.</b>	1368852	0450	259	M1M70685	0595	264	M1T74481	0597	264
11519601	1651	293	M3T2581	0352	257	M1M70881	1702	296	M1T74482	0597	264
31510401	1651	293	M3T3381	0352	257	M1M70981	0596	264	M1T74581	0617	264
0051511101	1469	287	MD21674	0352	257	M1M71281	0596	264	M1T74781	0711	268
0051511301	1023	280	MD81567	0450	259	M1M71481	0596	264	M1T74785	0711	268
51512501	1629	292	ME10AZR	0144	252	M1M72086	0595	264	M1T74881	0595	264
0051514701	1469	287	ME12AZR	0144	252	M1M72181	0596	264	M1T76081	0801	272
A0011510913	1070	282	MT36100	0595	264	M1M72182	0596	264	M1T77181	1018	279
A0051512201	0985	278	MOT20171	1945	307	M1M72281	0679	267	M1T77581	1702	296
A0051517601	0985	278	MOT20471	1706	296	M1M74181	1702	296	M1T78881	0711	268
A0051518301	1112	283	MOT20472	1706	296	M1Q71281	0596	264	M1T80081	0806	272
A6519060026	1942	307	MOT20871	1774	299	M1T50471	1043	280	M1T80481	1774	299

Mitsubishi	Nº ZEN	Pg.	Mitsubishi	Nº ZEN	Pg.	Mitsubishi	Nº ZEN	Pg.	Mitsubishi	Nº ZEN	Pg.
M1T80681	1838	302	M2T55271	1046	281	M2T66872	12658	316	M2TS0575	1990	310
M1T81782	1922	306	M2T55271	12812	316	M2T66872	12659	316	M3M32722	0450	259
M1T85781	0806	272	M2T56071	0957	277	M2T66873	0957	277	M3M32782	0450	259
M1T86781	1538	289	M2T56071	12658	316	M2T66873	12658	316	M3Q38882	0450	259
M1T86782	1538	289	M2T56071	12659	316	M2T66873	12659	316	M3T10071	0144	252
M1T86882	1538	289	M2T56071	12660	316	M2T67871	0957	277	M3T10072	0144	252
M1T86883	1538	289	M2T56181	1047	281	M2T67871	12658	316	M3T10171	0144	252
M1T90281	0806	272	M2T56181	12812	316	M2T67871	12659	316	M3T10172	0352	257
M2T10171	0144	252	M2T56182	1047	281	M2T67872	0957	277	M3T10271	0144	252
M2T10271	0144	252	M2T56182	12812	316	M2T67872	12658	316	M3T10272	0144	252
M2T10282	0352	257	M2T56185	1047	281	M2T67872	12659	316	M3T10371	0144	252
M2T15772	0144	252	M2T56185	12812	316	M2T67873	0957	277	M3T10372	0144	252
M2T20181	0352	257	M2T56271	1047	281	M2T67873	12658	316	M3T10473	0426	258
M2T20181	0853	274	M2T56271	12812	316	M2T67873	12659	316	M3T10475	0426	258
M2T20182	0352	257	M2T56471	1046	281	M2T67881	0957	277	M3T10476	0426	258
M2T20223	0352	257	M2T56471	12812	316	M2T67881	1046	281	M3T10572	0144	252
M2T20281	0352	257	M2T56472	1046	281	M2T67881	12658	316	M3T10672	0144	252
M2T20282	0352	257	M2T57771	1047	281	M2T67881	12659	316	M3T11172	0144	252
M2T30481	0584	263	M2T57771	12812	316	M2T67882	0957	277	M3T11173	0144	252
M2T30581	0450	259	M2T57871	0957	277	M2T67882	1046	281	M3T11174	0144	252
M2T30583	0450	259	M2T57871	12658	316	M2T67882	12658	316	M3T11272	0144	252
M2T32281	0450	259	M2T57871	12659	316	M2T67882	12659	316	M3T11372	0144	252
M2T40081	0450	259	M2T57881	0957	277	M2T67883	0957	277	M3T11373	0144	252
M2T42381	0584	263	M2T57881	1046	281	M2T67883	1046	281	M3T11772	0144	252
M2T42881	0450	259	M2T57881	12658	316	M2T67883	12658	316	M3T12372	0144	252
M2T44081	0450	259	M2T57881	12659	316	M2T67883	12659	316	M3T12572	0144	252
M2T48081	0450	259	M2T58081	9495	314	M2T69081	1046	281	M3T12672	0144	252
M2T48381	0836	273	M2T58381	9495	314	M2T72871	1046	281	M3T13071	0144	252
M2T49881	0450	259	M2T58481	9495	314	M2T74171	1047	281	M3T13072	0144	252
M2T50181	1043	280	M2T58581	1043	280	M2T74171	12812	316	M3T15072	0144	252
M2T50481	1043	280	M2T60072	0957	277	M2T74371	1046	281	M3T15073	0144	252
M2T50485	1043	280	M2T60072	12658	316	M2T74371	12660	316	M3T15074	0144	252
M2T50571	1990	310	M2T60072	12659	316	M2T78271	0957	277	M3T15075	0144	252
M2T52181	1043	280	M2T61771	0957	277	M2T78271	12658	316	M3T15171	0144	252
M2T52681	1043	280	M2T61771	1046	281	M2T78271	12659	316	M3T15271	0144	252
M2T52881	1043	280	M2T61771	12658	316	M2T78381	1046	281	M3T15372	0144	252
M2T52881	9426	314	M2T61771	12659	316	M2T78481	1046	281	M3T15675	0144	252
M2T52882	1043	280	M2T62271	12660	316	M2T78482	1046	281	M3T15772	0144	252
M2T53083	0595	264	M2T62971	12812	316	M2T80582	1024	280	M3T15872	0144	252
M2T53083	1043	280	M2T64372	0957	277	M2T80772	0887	275	M3T15972	0144	252
M2T53181	1043	280	M2T64372	12658	316	M2T84071	1024	280	M3T19171	0144	252
M2T53781	1043	280	M2T64372	12659	316	M2T84171	1024	280	M3T19271	0144	252
M2T53785	1043	280	M2T64373	0957	277	M2T84571	1024	280	M3T19471	0144	252
M2T54085	1043	280	M2T64373	12658	316	M2T84771	1903	305	M3T20081	0352	257
M2T54372	0957	277	M2T64373	12659	316	M2T87071	1024	280	M3T20181	0352	257
M2T54372	12658	316	M2T65271	1046	281	M2T87171	1024	280	M3T20381	0352	257
M2T54372	12659	316	M2T65271	12812	316	M2T87271	1024	280	M3T20681	0352	257
M2T54571	0957	277	M2T65272	1046	281	M2T87371	1567	290	M3T20781	0352	257
M2T54571	12658	316	M2T65771	12660	316	M2T87471	1024	280	M3T21281	0352	257
M2T54571	12659	316	M2T66271	12660	316	M2T87871	1024	280	M3T21281	0450	259
M2T54571	9791	315	M2T66272	12660	316	M2T87971	1567	290	M3T21282	0352	257
M2T54572	0957	277	M2T66371	0957	277	M2T88071	1567	290	M3T21381	0352	257
M2T54572	12658	316	M2T66371	12658	316	M2T88271	1567	290	M3T21381	0450	259
M2T54572	12659	316	M2T66371	12659	316	M2T88572	2022	312	M3T21781	0450	259
M2T54572	9791	315	M2T66872	0957	277	M2TS0571	1990	310	M3T21882	0450	259

Mitsubishi	Nº ZEN	Pg.	Mitsubishi	Nº ZEN	Pg.	Mitsubishi	Nº ZEN	Pg.	Mitsubishi	Nº ZEN	Pg.
M3T22081	0352	257	M3T32681	0352	257	M3T49581	0450	259	M8T60371	0887	275
M3T22381	0352	257	M3T32781	0352	257	M3T49585	0450	259	M8T60372	0887	275
M3T22581	0352	257	M3T32782	0352	257	M3T49781	0450	259	M8T60373	0887	275
M3T22581	0450	259	M3T32985	0836	273	M3T56071	1853	303	M8T60374	0887	275
M3T22582	0352	257	M3T33081	0636	265	M3T56072	1853	303	M8T60389	0887	275
M3T22681	0352	257	M3T33182	0450	259	M3T56074	1853	303	M8T60471	0887	275
M3T22781	0352	257	M3T33281	0450	259	M3T56082	1853	303	M8T60489	0887	275
M3T24481	0352	257	M3T33282	0450	259	M3T56084	1853	303	M8T60571	0887	275
M3T24482	0352	257	M3T33381	0352	257	M3T56471	0957	277	M8T60771	0887	275
M3T24482	0450	259	M3T33382	0352	257	M3T56471	12658	316	M8T60773	0887	275
M3T24483	0352	257	M3T33581	0352	257	M3T56471	12659	316	M8T60871	0887	275
M3T24485	0352	257	M3T33582	0352	257	M3T57371	0957	277	M8T62471	1921	306
M3T24486	0352	257	M3T33583	0352	257	M3T57371	12658	316	M8T70071	1563	290
M3T24487	0352	257	M3T33585	0352	257	M3T57371	12659	316	M8T70371	0887	275
M3T24488	0352	257	M3T33586	0352	257	M3T57575	0887	275	M8T70971	0887	275
M3T25081	0352	257	M3T33587	0352	257	M3T57575	12658	316	M8T71371	1904	305
M3T25281	0352	257	M3T33588	0352	257	M3T57575	12659	316	M8T71471	1904	305
M3T25781	0352	257	M3T35081	0352	257	M3T66071	0957	277	M8T71571	0887	275
M3T25782	0352	257	M3T35082	0352	257	M3T66071	12658	316	M8T75071	2000	310
M3T25783	0352	257	M3T35088	0352	257	M3T66071	12659	316	M8T75073	1563	290
M3T25785	0352	257	M3T3586D	0450	259	M3T66072	0957	277	M8T75171	0887	275
M3T25882	0352	257	M3T38082	0450	259	M3T66072	12658	316	M8T75271	1904	305
M3T25883	0352	257	M3T38181	0450	259	M3T66072	12659	316	M8T75371	1904	305
M3T25885	0352	257	M3T38381	0450	259	M3T66073	0957	277	M8T75671	1904	305
M3T25885	0450	259	M3T38481	0450	259	M3T66073	12658	316	M8T75971	2000	310
M3T25891	0352	257	M3T38581	0450	259	M3T66073	12659	316	M8T76071	1906	305
M3T27686	0352	257	M3T38682	0450	259	M3T66074	0957	277	M8T77071	0887	275
M3T27786	0450	259	M3T38881	0450	259	M3T66074	12658	316	M8T77072	0887	275
M3T29482	0450	259	M3T38882	0450	259	M3T66074	12659	316	M8T77074	0887	275
M3T29681	0352	257	M3T38883	0450	259	M3T67771	9791	315	M8T77075	0887	275
M3T30081	0352	257	M3T38884	0450	259	M3T70081	0450	259	M8T78611	1563	290
M3T30082	0352	257	M3T38885	0450	259	M3T90011	0670	267	M8T80071	0887	275
M3T30088	0352	257	M3T38981	0450	259	M3T90071	0670	267	M8T80171	0887	275
M3T30281	0352	257	M3T38982	0450	259	M3T90072	0669	266	M8T80371	0887	275
M3T30282	0352	257	M3T39182	0352	257	M3T90072	0670	267	M8T80372	0887	275
M3T30285	0352	257	M3T39385	0450	259	M3V38881	0450	259	M8T80373	0887	275
M3T30286	0352	257	M3T39481	0450	259	M3V38882	0450	259	M8T80374	0887	275
M3T30381	0352	257	M3T39523	0450	259	M3Y24482	0450	259	M8T80772	0887	275
M3T30382	0352	257	M3T39981	0450	259	M4714674	0144	252	M8T80789	0887	275
M3T30581	0450	259	M3T41081	0450	259	M4T14372	0144	252	M8T85071	0887	275
M3T30583	0450	259	M3T41083	0450	259	M4T14572	0144	252	M8T85171	0887	275
M3T30681	0450	259	M3T41088	0450	259	M4T14672	0144	252	M8T85271	0887	275
M3T30781	0352	257	M3T41181	0450	259	M4T14673	0144	252	M8T85471	0887	275
M3T30782	0352	257	M3T41185	0450	259	M4T14674	0144	252	M8T85571	0887	275
M3T30881	0450	259	M3T41186	0450	259	M4T14771	0144	252	M8T87071	0887	275
M3T30981	0450	259	M3T41282	0450	259	M4T14872	0144	252	M8T87171	0887	275
M3T32382	0352	257	M3T41285	0450	259	M4T41672	0144	252	M9T61671	1661	294
M3T32581	0352	257	M3T41681	0450	259	M8t50071	0887	275	M9T80071	1808	301
M3T32582	0352	257	M3T42781	0450	259	M8t50071	9597	315	M9T80472	12967	316
M3T32583	0352	257	M3T42881	0450	259	M8T50171	0887	275	M9T80472	1808	301
M3T32588	0450	259	M3T43381	0450	259	M8T50271	0887	275	M9T80473	1808	301
M3T32589	0450	259	M3T43481	0450	259	M8T50471	0887	275	M9T82071	1808	301
M3T32591	0450	259	M3T43581	0450	259	M8T55171	0887	275	M9T82479	1808	301
M3T32592	0450	259	M3T48181	0450	259	M8T55471	0887	275	M9T83671	1808	301
M3T32593	0450	259	M3T49381	0450	259	M8T60073	0887	275	MC108027	0636	265

Mitsubishi	Nº ZEN	Pg.	Mitsubishi	Nº ZEN	Pg.	Mitsubishi	Nº ZEN	Pg.	Mitsubishi	Nº ZEN	Pg.
MD001333	0352	257	MD164866	0450	259	MM115514	0352	257	M3T38881C	0450	259
MD001550	0144	252	MD164975	1047	281	MM115517	0352	257	M3T38882A	0450	259
MD001552	0144	252	MD164975	12812	316	MM115518	1043	280	M3T38882B	0450	259
MD001553	0144	252	MD164976	1047	281	MM115518	9426	314	M3T38882C	0450	259
MD001555	0352	257	MD164976	12812	316	901286806	0450	259	M8T75073A	1563	290
MD003550	0144	252	MD170049	0595	264	M08T87881	0806	272	M8T80071A	0887	275
MD003551	0144	252	MD172860	0595	264	M1T70685A	0595	264	M8T80071B	0887	275
MD011550	0144	252	MD172861	0595	264	M1T70881A	1702	296	M8T85071A	0887	275
MD011550	0184	252	MD172863	0595	264	M1T70981A	0596	264	M8T85071B	0887	275
MD011553	0144	252	MD172864	0595	264	M1T71281A	0596	264	M8T85171A	0887	275
MD016729	0450	259	MD174482	0595	264	M1T71281B	0596	264	M8T85271B	0887	275
MD016851	0450	259	MD174483	0595	264	M1T71481A	0596	264	MD 100431	0450	259
MD016863	0450	259	MD180238	0450	259	M1T72086A	0595	264	MD0019891	0352	257
MD019891	0352	257	MD180239	0450	259	M1T72181A	0596	264	ME224424A	2000	310
MD019895	0352	257	MD180937	0595	264	M1T72182A	0596	264	MT87781ZC	1764	299
MD021665	0144	252	MD182488	0595	264	M1T72281A	0679	267	N31818400	1702	296
MD021666	0144	252	MD184420	1885	304	M1T723281	0595	264	N32718400	1702	296
MD021670	0144	252	MD188720	0595	264	M1T74181A	1702	296	N3A118400	1702	296
MD021672	0144	252	MD188721	0595	264	M2T20181A	0352	257	56041012AB	0597	264
MD021674	0352	257	MD189054	0450	259	M2T20181D	0853	274	M000T20171	1945	307
MD021676	0144	252	MD192222	0450	259	M3MT30583	0450	259	M000T20471	1706	296
MD021679	0144	252	MD192228	0450	259	M3T016851	0450	259	M000T20472	1706	296
MD021686	0144	252	MD315548	1024	280	M3T016863	0450	259	M000T20672	1706	296
MD027400	0352	257	MD318086	0596	264	M3T066761	0450	259	M000T20771	1876	304
MD027401	0352	257	ME007517	0957	277	M3T110172	0352	257	M000T24072	1761	298
MD034120	0352	257	ME007517	12658	316	M3T11173Q	0144	252	M000T30672	1706	296
MD034121	0352	257	ME007517	12659	316	M3T14482J	0450	259	M000T30771	1706	296
MD050205	1577	291	ME008815	0957	277	M3T162838	0450	259	M000T32071	1771	299
MD066761	0450	259	ME008815	12658	316	M3T164866	0450	259	M000T32271	1933	307
MD069166	1047	281	ME008815	12659	316	M3T189054	0450	259	M000T32572	1706	296
MD069166	12812	316	ME012994	0887	275	M3T20681A	0352	257	M000T34171	1876	304
MD070934	1047	281	ME012995	0887	275	M3T21281D	0450	259	M000T35171	1706	296
MD070934	12812	316	ME013008	0887	275	M3T21381D	0450	259	M000T36071	1706	296
MD081567	0450	259	ME014418	0887	275	M3T21781D	0450	259	M000T36571	0806	272
MD081568	0450	259	ME017034	0957	277	M3T21882D	0450	259	M000T37671	1764	299
MD084414	1047	281	ME017034	12658	316	M3T24482A	0352	257	M000T39671	1876	304
MD084414	12812	316	ME017034	12659	316	M3T24482H	0450	259	M000T60181	0712	268
MD085730	0352	257	ME017035	0957	277	M3T24482K	0450	259	M000T65381	1592	291
MD099667	0595	264	ME017035	12658	316	M3T24486A	0352	257	M000T65581	1592	291
MD099673	1043	280	ME017035	12659	316	M3T24486H	0450	259	M000T85681	0595	264
MD100431	0450	259	ME017056	0957	277	M3T25252H	0450	259	M000T87881	1756	298
MD101219	0450	259	ME017056	12658	316	M3T25282H	0450	259	M000T92581	0595	264
MD107614	0450	259	ME017056	12659	316	M3T25285A	0450	259	M000TD0971	1909	305
MD107615	0450	259	ME017061	0957	277	M3T25885A	0450	259	M001T79482	0825	273
MD112625	0595	264	ME017061	12658	316	M3T27686D	0450	259	M001T81782	1922	306
MD136933	0595	264	ME017061	12659	316	M3T29482D	0450	259	M002T54372	0957	277
MD161437	0450	259	ME202424	1563	290	M3T302589	0450	259	M002T54571	0957	277
MD162836	0450	259	ME202970	1563	290	M3T32782D	0450	259	M002T54572	0957	277
MD162837	0450	259	ME204425	1563	290	M3T335081	0352	257	M002T56071	0957	277
MD162838	0450	259	MED10AZR	0144	252	M3T335820	0352	257	M002T56971	1577	291
MD162839	0595	264	MG120413	0957	277	M3T33582A	0352	257	M002T57871	0957	277
MD162840	0595	264	MG120413	12658	316	M3T33586A	0352	257	M002T57881	0957	277
MD162842	0595	264	MG120413	12659	316	M3T388682	0450	259	M002T60072	0957	277
MD162843	0595	264	MM111514	0352	257	M3T38881A	0450	259	M002T61071	1577	291
MD163188	0595	264	MM115513	0352	257	M3T38881B	0450	259	M002T61171	1577	291

Mitsubishi	Nº ZEN	Pg.
M002T61771	0957	277
M002T64372	0957	277
M002T64373	0957	277
M002T66371	0957	277
M002T66872	0957	277
M002T66873	0957	277
M002T67871	0957	277
M002T67872	0957	277
M002T67873	0957	277
M002T67881	0957	277
M002T67882	0957	277
M002T67883	0957	277
M002T78271	0957	277
M002T85971	1807	301
M002T86071	1807	301
M002T87071	1024	280
M002T87371	1567	290
M002T87671	1063	281
M002T87771	1063	281
M002T87971	1567	290
M002T88071	1567	290
M002T88271	1567	290
M002T88572	2022	312
M002TS0571	1990	310
M002TS0575	1990	310
M002TS0673	1918	306
M003T56071	1853	303
M003T56072	1853	303
M003T56074	1853	303
M003T56082	1853	303
M003T56084	1853	303
M003T56471	0957	277
M003T57371	0957	277
M003T66071	0957	277
M003T66072	0957	277
M003T66073	0957	277
M003T66074	0957	277
M005T22371	1924	306
M005T27671	1924	306
M005T27672	1924	306
M008T62671	1921	306
M008T75071	2000	310
M008T75073	1563	290
M008T75971	2000	310
M008T80471	2000	310
M008T80472	2000	310
M009T62571	12972	316
M009T62571	1661	294
M009T62572	1661	294
M00E193880	2000	310
M0T21271ZC	1538	289
M0T33671ZT	1909	305
M0T37671ZT	1764	299
M0T85681ZC	0595	264
M0T87781ZC	1764	299

Mitsubishi	Nº ZEN	Pg.
M0T90685ZC	1764	299
M0T91981ZC	1538	289
M0T92081ZC	1538	289
M1T86781ZC	1538	289
M1T86782ZC	1538	289
M1T86883ZC	1538	289
M1T86884ZC	1538	289
M2T88572ZC	2022	312
M3T4010081	0450	259
M8T76071ZE	1906	305
MB30118X45	1054	281
MD 318086	0596	264
N31818400A	1702	296
N31818400B	1702	296
N32718400A	1702	296
N3A1184400	1702	296
M008T75071A	2000	310
M008T80471A	2000	310
M008T80472A	2000	310
M009T625727	12972	316
M000T20771ZC	1876	304
M000T20777ZC	1876	304
M000T20871ZE	1774	299
M000T32071ZC	1771	299
M000T32175ZC	1761	298
M000T33571ZC	1933	307
M000T33871ZC	0806	272
M000T33871ZT	0806	272
M000T37671ZT	1764	299
M000T82081ZE	0806	272
M000T88481ZC	1764	299
M000T88482ZC	1764	299
M001T74281ZC	0825	273
M001T74287ZC	0825	273
M001T84381ZC	0597	264
M002T85971ZT	1807	301
M002T86071ZT	1807	301
M002T87171ZT	1024	280
M002T87771ZA	1063	281
M002T88572ZC	2022	312
M002T88771ZA	1063	281
M2T88572ZCKD	2022	312
M002T88572ZCKD	2022	312
Mitsui Deutz	Nº ZEN	Pg.
4413040	0894	275
4413390	0894	275
Motorcraft	Nº ZEN	Pg.
SA934	1871	303
SA999RM	1871	303
SA1057RM	1871	303
6S4Z11002AA	1585	291
Nastra	Nº ZEN	Pg.
S17847	1548	290
New Holland	Nº ZEN	Pg.
K0H2409801	1885	304

New Holland	Nº ZEN	Pg.
SBA185086050	0684	267
SBA185086051	0684	267
SBA185086052	0684	267
SBA185086141	0684	267
SBA185086350	0684	267
Nikko	Nº ZEN	Pg.
230000031	0895	275
230000032	0895	275
230000042	0895	275
230000060	0895	275
230000063	0895	275
230000240	0895	275
230000332	0895	275
230000450	0895	275
Nippon	Nº ZEN	Pg.
0280006261	1957	308
0280007740	1957	308
0280008432	1957	308
0280008740	1957	308
0280009031	1957	308
0280009032	1957	308
1280000120	1957	308
1280000130	1957	308
1280000180	1957	308
1280000181	1957	308
1280000280	1957	308
1280000300	1957	308
1280000940	1957	308
1280000950	1957	308
1280001900	1957	308
1280002131	1957	308
1280002140	1957	308
1280002190	1957	308
1280004570	1957	308
1280005080	1957	308
1280005630	1957	308
1280005691	1957	308
1280006990	1957	308
1280007390	1555	290
1280007471	1957	308
1280008400	1555	290
1280009700	1863	303
1280009701	1863	303
1280009710	1555	290
1280009720	1555	290
2280000211	1957	308
2280000220	1864	303
2280000810	1863	303
2280000820	1555	290
2280000822	1555	290
2280000823	1555	290
2280000830	1555	290
2280000831	1555	290
2280000832	1555	290
2280000990	0818	272

Nippon	Nº ZEN	Pg.
2280000991	0818	272
2280001060	0818	272
2280001530	0818	272
2280001531	0818	272
2280001910	1555	290
2280002050	1863	303
2280002051	1863	303
2280002260	1863	303
2280002261	1863	303
2280002500	1555	290
2280003220	1555	290
2280003990	1863	303
2280003991	1863	303
2280003992	1863	303
2280004570	0818	272
2280005490	1555	290
2280005670	1555	290
2280005680	1555	290
2280006170	1555	290
2280006172	1555	290
2280006173	1555	290
2280006270	1555	290
2280006271	1555	290
2280006272	1555	290
2280006273	1555	290
2280006280	1555	290
2280006281	1555	290
2280006283	1555	290
2280006420	1863	303
2280006421	1863	303
2280006482	0818	272
2280007200	1863	303
2280007201	1863	303
2280007800	0818	272
2280007801	0818	272
2280009600	1555	290
Nippondenso	Nº ZEN	Pg.
015861N	1473	288
1383240	1473	288
28004822	0327	256
112309T26	1473	288
128000283	9504	315
128000533	0948	277
128000597	0948	277
128000708	9504	315
128000721	9186	314
128000723	0948	277
128000746	9504	315
128000830	9260	314
128000832	1213	286
128000970	9504	315
128005080	9186	314
128005670	9349	314
128007210	9186	314
185086440	0841	273

Nippondenso	Nº ZEN	Pg.	Nippondenso	Nº ZEN	Pg.	Nippondenso	Nº ZEN	Pg.	Nippondenso	Nº ZEN	Pg.
228000022	1212	286	280002263	0327	256	280004042	0184	252	280004930	0607	264
228000022	9542	315	280002330	0327	256	280004044	9186	314	280004940	9186	314
228000036	9492	314	280002364	0140	252	280004050	0184	252	280004951	9186	314
228000081	9504	315	280002570	0327	256	280004090	0184	252	280004980	0327	256
228000136	0948	277	280002571	0327	256	280004180	0184	252	280005000	9349	314
228000138	0948	277	280002572	0327	256	280004240	9186	314	280005000	9403	314
228000139	0948	277	280002660	0140	252	280004241	9186	314	280005040	0434	259
228000140	0948	277	280002660	0184	252	280004242	9186	314	280005060	0946	277
228000180	1212	286	280002661	0184	252	280004243	9186	314	280005060	9260	314
228000180	9632	315	280002681	0140	252	280004250	9186	314	280005070	0184	252
228000205	9504	315	280002890	0184	252	280004251	9186	314	280005071	0184	252
228000226	9504	315	280002911	9186	314	280004252	9186	314	280005090	0339	256
228000340	9632	315	280002930	0184	252	280004253	9186	314	280005091	0339	256
228000399	9504	315	280002931	0184	252	280004270	0327	256	280005092	0339	256
228000504	9504	315	280002932	0184	252	280004320	9186	314	280005100	9186	314
228000642	9504	315	280002933	0184	252	280004321	9186	314	280005220	0342	256
228000720	9504	315	280002970	0341	256	280004322	9186	314	280005230	0342	256
280000430	0184	252	280003000	0184	252	280004323	9186	314	280005270	0341	256
280000960	0946	277	280003051	0140	252	280004330	0140	252	280005280	0184	252
280001010	0327	256	280003051	0327	256	280004340	9186	314	280005420	0341	256
280001661	9186	314	280003052	0327	256	280004341	9186	314	280005430	0327	256
280001730	0184	252	280003100	0327	256	280004342	9186	314	280005470	0327	256
280001940	0184	252	280003240	0184	252	280004343	0947	277	280005490	9301	314
280001940	0327	256	280003241	0184	252	280004343	1722	297	280005580	9301	314
280001941	0327	256	280003290	0434	259	280004343	9186	314	280005581	9301	314
280001970	0184	252	280003292	0434	259	280004390	0946	277	280005593	9301	314
280001970	0327	256	280003320	0184	252	280004440	0327	256	280005720	0341	256
280001971	0184	252	280003330	0184	252	280004450	0947	277	280005750	0341	256
280001971	0327	256	280003331	0184	252	280004450	1722	297	280005820	9186	314
280001972	0184	252	280003332	0184	252	280004450	9186	314	280005821	9186	314
280001972	0327	256	280003500	0184	252	280004480	0327	256	280005822	9186	314
280001973	0184	252	280003610	0343	256	280004500	0184	252	280005850	9301	314
280001973	0327	256	280003611	0343	256	280004510	9186	314	280005860	9301	314
280001975	0327	256	280003650	0434	259	280004512	9186	314	280005880	9302	314
280001976	0327	256	280003690	0434	259	280004520	0184	252	280005900	0947	277
280002000	0327	256	280003710	0140	252	280004530	0184	252	280005900	1722	297
280002001	0327	256	280003710	0327	256	280004540	9186	314	280005900	9186	314
280002040	0341	256	280003800	0184	252	280004550	9186	314	280005910	9186	314
280002041	0341	256	280003830	0184	252	280004580	0327	256	280005912	0947	277
280002042	0341	256	280003841	0184	252	280004600	0184	252	280005912	1722	297
280002140	0184	252	280003900	0184	252	280004601	0184	252	280005912	9186	314
280002141	0184	252	280003901	0184	252	280004630	0184	252	280005920	0434	259
280002150	0184	252	280003920	0327	256	280004640	0327	256	280005960	0434	259
280002151	0184	252	280003921	0327	256	280004650	0184	252	280006000	9186	314
280002160	0341	256	280003930	0434	259	280004660	0184	252	280006001	0947	277
280002161	0341	256	280003970	0434	259	280004680	0184	252	280006001	1722	297
280002220	12609	316	280003971	0434	259	280004690	0184	252	280006001	9186	314
280002240	0184	252	280004010	1722	297	280004691	0184	252	280006030	9186	314
280002241	0184	252	280004020	9186	314	280004700	0184	252	280006040	9186	314
280002250	0140	252	280004021	9186	314	280004710	0184	252	280006090	0545	262
280002250	0327	256	280004030	0184	252	280004721	0341	256	280006100	0140	252
280002260	0140	252	280004031	0184	252	280004810	0327	256	280006100	0327	256
280002260	0327	256	280004032	0184	252	280004820	0327	256	280006103	0140	252
280002261	0327	256	280004040	0184	252	280004822	0327	256	280006120	0947	277
280002262	0327	256	280004041	0184	252	280004900	9186	314	280006120	1722	297

Nippondenso	Nº ZEN	Pg.	Nippondenso	Nº ZEN	Pg.	Nippondenso	Nº ZEN	Pg.	Nippondenso	Nº ZEN	Pg.
280006140	9186	314	280007373	1215	286	280008320	1722	297	1280000101	0947	277
280006200	9301	314	280007380	9186	314	280008380	9186	314	1280000101	1722	297
280006220	0184	252	280007390	9186	314	280008451	1097	282	1280000120	9186	314
280006250	12609	316	280007391	9186	314	280008451	9678	315	1280000130	9186	314
280006290	9301	314	280007392	0947	277	280008620	9186	314	1280000140	12609	316
280006332	0947	277	280007392	1722	297	280008670	9186	314	1280000210	9302	314
280006332	1722	297	280007392	9186	314	280008760	0921	276	1280000220	0947	277
280006340	9301	314	280007430	0434	259	280008760	1215	286	1280000220	1722	297
280006360	9186	314	280007431	0434	259	280008761	0921	276	1280000230	0947	277
280006361	9186	314	280007460	0140	252	280008762	0921	276	1280000230	1722	297
280006362	0947	277	280007461	0140	252	280008762	1215	286	1280000260	0434	259
280006362	1722	297	280007470	0140	252	280008850	0947	277	1280000280	9186	314
280006362	9186	314	280007480	0343	256	280008850	1722	297	1280000300	9186	314
280006422	0140	252	280007520	0140	252	280008980	9678	315	1280000360	0921	276
280006440	0946	277	280007521	0140	252	280009010	0140	252	1280000362	0921	276
280006440	9260	314	280007550	9186	314	280009020	0140	252	1280000362	1215	286
280006450	0947	277	280007560	0947	277	280009070	0947	277	1280000400	9186	314
280006450	1722	297	280007560	1722	297	280009070	1722	297	1280000500	0947	277
280006494	0140	252	280007560	9186	314	280009070	9186	314	1280000500	1722	297
280006520	0341	256	280007620	0947	277	280009120	9186	314	1280000510	0947	277
280006560	9301	314	280007620	1722	297	280009121	9186	314	1280000510	1722	297
280006561	9301	314	280007620	9186	314	280009260	0947	277	1280000540	9302	314
280006620	9186	314	280007700	9186	314	280009260	1722	297	1280000590	9186	314
280006640	9301	314	280007730	9349	314	280009260	9186	314	1280000620	9186	314
280006701	9186	314	280007730	9403	314	280009270	9186	314	1280000622	9186	314
280006710	9186	314	280007780	0140	252	280009300	0946	277	1280000771	0434	259
280006711	9186	314	280007790	0946	277	280009320	9186	314	1280000772	0434	259
280006780	9402	314	280007790	9260	314	280009321	9186	314	1280000830	0946	277
280006790	0184	252	280007791	0946	277	280009340	9186	314	1280000830	9260	314
280006800	0140	252	280007791	9260	314	280009380	0947	277	1280000831	0946	277
280006810	0140	252	280007810	9301	314	280009380	1722	297	1280000831	9260	314
280006813	0140	252	280007830	12609	316	280009380	9186	314	1280000832	0946	277
280006823	0140	252	280007981	0140	252	280009430	0686	267	1280000930	1097	282
280006880	9301	314	280007990	9186	314	280009570	0140	252	1280000930	9678	315
280006920	0434	259	280008000	9186	314	280009680	0140	252	1280000960	0946	277
280006930	0947	277	280008040	0686	267	280009690	0184	252	1280000960	9260	314
280006930	1722	297	280008050	0947	277	280009711	0947	277	1280001060	9402	314
280007000	0946	277	280008050	1722	297	280009711	1722	297	1280001100	0946	277
280007000	9260	314	280008050	9186	314	280009720	0947	277	1280001100	9260	314
280007001	0946	277	280008060	0947	277	280009720	1722	297	1280001110	0946	277
280007093	0140	252	280008060	1722	297	280009720	9186	314	1280001160	12609	316
280007130	0339	256	280008060	9186	314	280009730	9186	314	1280001161	12609	316
280007131	0339	256	280008070	9301	314	280009770	9301	314	1280001240	9186	314
280007132	0140	252	280008080	9186	314	280009860	0947	277	1280001250	9186	314
280007190	9186	314	280008110	0342	256	280009860	1722	297	1280001290	0686	267
280007191	9186	314	280008120	0342	256	280009860	9186	314	1280001291	0686	267
280007240	9301	314	280008180	9186	314	280009900	0576	263	1280001310	0498	261
280007320	9186	314	280008220	0947	277	280009901	0576	263	1280001311	0498	261
280007321	0947	277	280008220	1722	297	280009960	0140	252	1280001350	9186	314
280007321	1722	297	280008220	9186	314	286005360	1841	302	1280001370	0947	277
280007321	9186	314	280008261	0947	277	290996200	0459	260	1280001370	1722	297
280007332	0140	252	280008261	1722	297	1280000020	0946	277	1280001370	9186	314
280007351	0946	277	280008290	0947	277	1280000020	9260	314	1280001440	0947	277
280007370	0921	276	280008290	1722	297	1280000070	12609	316	1280001440	1722	297
280007373	0921	276	280008320	0947	277	1280000071	12609	316	1280001440	9186	314



Nippondenso	Nº ZEN	Pg.	Nippondenso	Nº ZEN	Pg.	Nippondenso	Nº ZEN	Pg.	Nippondenso	Nº ZEN	Pg.
1280001441	0947	277	1280004390	9260	314	1280005942	12609	316	1280008891	0809	272
1280001441	1722	297	1280004420	0947	277	1280005952	12609	316	1280008980	1097	282
1280001470	12609	316	1280004420	1722	297	1280006280	12609	316	1280009190	0818	272
1280001520	0947	277	1280004420	9186	314	1280006320	9349	314	1280009191	0818	272
1280001520	1722	297	1280004660	0946	277	1280006340	0809	272	1280009290	0809	272
1280001610	0140	252	1280004661	0946	277	1280006720	0809	272	1280009291	0809	272
1280001630	0947	277	1280004670	0498	261	1280007040	9402	314	1280009300	0818	272
1280001630	1722	297	1280004671	0498	261	1280007080	10049	316	1280009310	0818	272
1280001761	0686	267	1280004860	0773	270	1280007090	0947	277	1280009360	0950	277
1280001780	9402	314	1280004861	0773	270	1280007090	1722	297	1280009380	0750	269
1280001860	0686	267	1280004880	0773	270	1280007100	0947	277	1280009380	0818	272
1280001880	0921	276	1280004910	9302	314	1280007100	1722	297	1280009380	1201	285
1280001900	9186	314	1280004960	9349	314	1280007210	9186	314	1280009500	9302	314
1280002000	0434	259	1280004970	9402	314	1280007330	0947	277	1280009520	0818	272
1280002040	9186	314	1280005080	9186	314	1280007330	1722	297	1280009550	1097	282
1280002050	0140	252	1280005090	9301	314	1280007353	0921	276	1280009550	9678	315
1280002060	0947	277	1280005110	1722	297	1280007353	1215	286	1280009560	9678	315
1280002060	1722	297	1280005210	0809	272	1280007390	1211	286	1280009591	0921	276
1280002060	9186	314	1280005211	0809	272	1280007460	10049	316	1280009592	0921	276
1280002170	0498	261	1280005261	0947	277	1280007500	0750	269	1280009592	1215	286
1280002180	9186	314	1280005261	1722	297	1280007500	1201	285	1280009610	9402	314
1280002190	9186	314	1280005270	9349	314	1280007680	0947	277	1280009700	0818	272
1280002250	9402	314	1280005280	9349	314	1280007680	1722	297	1280009710	1211	286
1280002251	9402	314	1280005300	9301	314	1280007690	0947	277	1280009720	1211	286
1280002270	9302	314	1280005330	0434	259	1280007690	1722	297	1280009860	9678	315
1280002480	9302	314	1280005340	9186	314	1280007740	0841	273	1280009870	9678	315
1280002560	9402	314	1280005350	1097	282	1280007750	9301	314	1280009880	9678	315
1280002590	9186	314	1280005350	9678	315	1280007912	0947	277	1280009950	9186	314
1280002880	0946	277	1280005370	9402	314	1280007912	1722	297	2280000020	9402	314
1280002881	0946	277	1280005410	0947	277	1280008070	0947	277	22800000200	1097	282
1280002881	9260	314	1280005410	1722	297	1280008070	1722	297	22800000200	9678	315
1280003030	9402	314	1280005561	9186	314	1280008080	0947	277	22800000311	0947	277
1280003120	9302	314	1280005571	9186	314	1280008080	1722	297	22800000311	1722	297
1280003340	0947	277	1280005580	9186	314	1280008130	0140	252	22800000340	0818	272
1280003340	1722	297	1280005581	9186	314	1280008140	0921	276	22800000400	0921	276
1280003350	0947	277	1280005590	12609	316	1280008142	0921	276	22800000400	1215	286
1280003350	1722	297	1280005600	9402	314	1280008142	1215	286	22800000460	1097	282
1280003350	9186	314	1280005620	9402	314	1280008150	0921	276	22800000460	9678	315
1280003471	12609	316	1280005621	9402	314	1280008152	0921	276	22800000580	0947	277
1280003472	12609	316	1280005630	9186	314	1280008152	1215	286	22800000580	1722	297
1280003482	12609	316	1280005670	9349	314	1280008200	9186	314	22800000620	9302	314
1280003540	0950	277	1280005680	0809	272	1280008210	0818	272	22800000640	0921	276
1280003590	0947	277	1280005691	9186	314	1280008210	9186	314	22800000640	1215	286
1280003590	1722	297	1280005700	0947	277	1280008240	0947	277	22800000810	10049	316
1280003640	0686	267	1280005700	1722	297	1280008240	1722	297	22800000820	1211	286
1280003670	0947	277	1280005700	9186	314	1280008290	9402	314	22800000830	1211	286
1280003670	1722	297	1280005780	0947	277	1280008321	1213	286	22800000880	1097	282
1280003690	0434	259	1280005780	1722	297	1280008400	1211	286	22800000880	9678	315
1280003990	0947	277	1280005780	9186	314	1280008500	9186	314	22800000960	0947	277
1280003990	1722	297	1280005781	0947	277	1280008530	0809	272	22800000960	1722	297
1280004080	9402	314	1280005781	1722	297	1280008531	0809	272	2280001000	12609	316
1280004090	9402	314	1280005840	0947	277	1280008560	0947	277	2280001001	12609	316
1280004100	9301	314	1280005840	1722	297	1280008560	1722	297	2280001040	12609	316
1280004220	9302	314	1280005850	0947	277	1280008700	0946	277	2280001070	12609	316
1280004340	0434	259	1280005850	1722	297	1280008890	0809	272	2280001071	12609	316

Nippondenso	Nº ZEN	Pg.	Nippondenso	Nº ZEN	Pg.	Nissan	Nº ZEN	Pg.	Nissan	Nº ZEN	Pg.
2280001100	0947	277	2280003641	9678	315	2330000	9527	315	2330011N00	0790	271
2280001100	1722	297	2280003642	9678	315	233000000	0791	271	233001379R	1981	309
2280001110	0947	277	2280003680	1097	282	233000500	0790	271	2330015800	0141	252
2280001110	1722	297	2280003680	9678	315	233000703	0790	271	2330015805	0141	252
2280001160	0818	272	2280003990	10049	316	233000712	0352	257	2330015815	0448	259
2280001300	0921	276	2280004320	0947	277	233003470	0448	259	233001596R	1981	309
2280001300	1215	286	2280004320	1722	297	233003705	0448	259	2330015A00	0554	262
2280001710	0947	277	2280004330	0947	277	233005002	0349	257	2330015A05	0554	262
2280001710	1722	297	2280004330	1722	297	233005301	0737	268	2330015A06	0554	262
2280001850	1097	282	2280004740	12609	316	233006900	0349	257	2330017C60	0737	268
2280001850	9678	315	2280004980	1097	282	233007260	9527	315	2330017C60	9488	314
2280001890	0946	277	2280005020	1097	282	23300B500	0349	257	2330018000	0141	252
2280001900	9678	315	2280005021	1097	282	23300G700	0448	259	2330018005	0141	252
2280001910	1211	286	2280005022	1097	282	23300V700	0790	271	2330018015	0141	252
2280002020	0947	277	2280005023	1097	282	23300Z700	0448	259	2330018C00	0499	261
2280002020	1722	297	2280005040	10049	316	203005776R	1981	309	2330018C01	0499	261
2280002050	10049	316	2280006240	1218	286	231004GD3A	1981	309	2330018C03	0499	261
2280002120	0954	277	2280006421	10049	316	2330000H10	0450	259	2330018C05	0351	257
2280002120	9678	315	2280007200	10049	316	2330000H11	0450	259	2330018C06	0351	257
2280002121	0947	277	2280007390	0818	272	2330000Q0D	1838	302	2330018C60	0737	268
2280002121	1722	297	2280007391	0818	272	2330000Q2E	1981	309	2330018C60	9488	314
2280002260	10049	316	2280007392	0818	272	2330001N00	0634	265	2330018C70	1043	280
2280002300	0947	277	2280009652	0809	272	2330001Y10	0596	264	233001E400	1021	280
2280002300	1722	297	2810022040	1813	301	233000379R	1981	309	233001HC0D	1909	305
2280002500	1211	286	2810054380	0954	277	2330005H11	0450	259	233001HK0A	1761	298
2280002610	0947	277	2810067050	1097	282	2330005P01	0791	271	233001S770	0712	268
2280002610	1722	297	4280000320	0809	272	2330006J00	2015	311	233001S771	0712	268
2280002620	0947	277	4280000321	0809	272	2330006J02	0901	275	233001S772	0712	268
2280002620	1722	297	4280000340	1841	302	2330006J03	2015	311	233001W400	1862	303
2280002680	9678	315	4280000341	1841	302	2330006J04	0901	275	2330020P00	0634	265
2280002682	0947	277	4280000670	1813	301	2330006W61	0737	268	2330020P10	0595	264
2280002682	1722	297	4280000680	1813	301	2330006W61	0790	271	2330020P11	0595	264
2280002690	9678	315	4280000720	1857	303	2330006W61	9488	314	2330020R11	0596	264
2280002691	0947	277	4280001311	1841	302	233000799R	1755	298	2330020R91	0596	264
2280002691	1722	297	4280001590	0809	272	2330008700	0141	252	2330021000	0141	252
2280002700	9678	315	4280001640	1902	305	2330008U10	0595	264	2330021005	0141	252
2280002701	0947	277	4280001760	1813	301	2330009500	0141	252	2330021006	0141	252
2280002701	1722	297	4280003180	1884	304	2330009600	0141	252	2330021007	0141	252
2280002760	0947	277	4280003370	1813	301	2330009601	0349	257	2330021008	0141	252
2280002760	1722	297	4280003371	1813	301	2330009602	0141	252	2330021009	0141	252
2280002770	0947	277	4280003372	1813	301	233000W010	0712	268	2330021017	0141	252
2280002770	1722	297	4280003410	1734	297	233000W011	0712	268	2330021P00	0737	268
2280002851	0947	277	4280004550	1813	301	2330010600	0141	252	2330021P00	9488	314
2280002851	1722	297	4280004920	1884	304	2330010601	0141	252	2330022P00	0737	268
2280002880	0947	277	4280005011	1734	297	2330010605	0141	252	2330022P00	9488	314
2280002880	1722	297	4280005290	1734	297	2330010615	0141	252	2330022P70	0595	264
2280003200	0947	277	4280005800	1759	298	2330010G02	0790	271	2330022P71	0595	264
2280003200	1722	297	<b>Nissan</b>	<b>Nº ZEN</b>	<b>Pg.</b>	2330010G02	9527	315	2330026900	0141	252
2280003290	0947	277	23300	0790	271	2330010T01	1862	303	2330026901	0141	252
2280003290	1722	297	82881	1702	296	2330010T02	1862	303	2330030F10	0596	264
2280003330	12609	316	87081	1702	296	2330010T02	1947	308	2330030F11	0596	264
2280003620	9678	315	233000	0790	271	233001105R	1735	297	2330030R12	0679	267
2280003630	9678	315	2330000	0499	261	2330011M00	0790	271	2330030R13	0679	267
2280003640	1097	282	2330000	0790	271	2330011M02	0790	271	233003131R	1981	309
2280003640	9678	315	2330000	0791	271	2330011MOO	0790	271	2330031U02	1017	279

Nissan	Nº ZEN	Pg.	Nissan	Nº ZEN	Pg.	Nissan	Nº ZEN	Pg.	Nissan	Nº ZEN	Pg.
2330031W00	0448	259	2330070J10	1062	281	23300EB30B	1906	305	23300M1503	0382	257
2330031W01	0448	259	2330070J11	1062	281	23300EB71E	1780	299	23300M1510	0382	257
2330031W02	0448	259	2330070J12	1062	281	23300EN20A	1762	298	23300M4900	0791	271
2330031W03	0448	259	2330070Y00	0517	261	23300EN20B	1762	298	23300M4901	0791	271
2330031W04	0448	259	2330070Y01	0517	261	23300F4U10	1592	291	23300M4903	0791	271
2330031Y03	0448	259	233007224R	1981	309	23300FU410	1592	291	23300M4904	0791	271
2330032W03	0448	259	2330073C10	0519	261	23300G7000	0448	259	23300M4904	9528	315
233003359R	1981	309	2330074Y00	0517	261	23300G7001	0448	259	23300M5901	0382	257
2330036A00	0793	271	2330077A11	0595	264	23300G7002	0448	259	23300M5903	0382	257
2330036A00	1207	286	2330078505	0141	252	23300G7003	0448	259	23300M8000	0517	261
2330037503	0448	259	2330078511	0144	252	23300G7004	0448	259	23300M8001	0517	261
2330037505	0448	259	2330079400	0141	252	23300G7005	0448	259	23300M8010	0519	261
2330037506	0448	259	2330079601	0448	259	23300G7006	0448	259	23300M8011	0519	261
2330037508	0448	259	2330079601	0684	267	23300G7007	0448	259	23300M8101	0554	262
2330038W00	0790	271	233007F400	1862	303	23300G8400	0634	265	23300M8110	0519	261
2330041B70	0450	259	2330080G00	1862	303	23300GS20A	1592	291	23300M8200	0517	261
2330041B76	0595	264	2330080G01	1862	303	23300H0100	0141	252	23300M8201	0517	261
2330042L11	0450	259	2330080G10	0712	268	23300H0101	0141	252	23300M8301	0554	262
2330042L13	0450	259	2330080W00	0499	261	23300H3900	0141	252	23300M8310	0519	261
2330042L14	0450	259	233008131R	1981	309	23300H5001	0349	257	23300M8501	0554	262
2330042L70	0595	264	2330083W00	0790	271	23300H5002	0349	257	23300M8502	0554	262
2330043300	0141	252	2330083W00	9527	315	23300H5003	0349	257	23300N0900	0351	257
2330043305	0141	252	2330084A17	0595	264	23300H5004	0349	257	23300N3301	0351	257
2330043405	0141	252	2330085A01	0517	261	23300H5012	0352	257	23300N3304	0351	257
2330044R10	0596	264	2330086G10	0712	268	23300H5013	0352	257	23300N5900	0737	268
2330044R11	0596	264	2330086G11	0712	268	23300H5014	0853	274	23300N5900	9488	314
2330045N50	1862	303	233008710R	1915	306	23300H5300	0349	257	23300N5902	0737	268
2330045N51	1862	303	233008Y000	1876	304	23300H5400	0349	257	23300N5902	9488	314
233004682R	1981	309	233008Y00A	1876	304	23300H5902	0737	268	23300N5903	0737	268
2330048300	0141	252	2330090062	0448	259	23300H6900	0349	257	23300N5903	9488	314
2330048301	0141	252	2330090217	0448	259	23300H6901	0349	257	23300N5911	1043	280
233004868R	1981	309	23300A3210	0448	259	23300H6902	0349	257	23300P5112	0352	257
233004S100	0712	268	23300B5000	0349	257	23300H6903	0349	257	23300P5113	0352	257
233004S102	0712	268	23300B5002	0349	257	23300H6904	0349	257	23300P5113	0450	259
2330050Y10	0595	264	23300B5013	0352	257	23300H7300	0349	257	23300P5114	0450	259
2330050Y11	0595	264	23300C0600	0429	259	23300H7301	0349	257	23300Q2403	1862	303
2330050Y12	0595	264	23300C8601	0901	275	23300H7302	0349	257	23300Q2403	1947	308
2330054A01	0790	271	23300D0100	0499	261	23300H9100	0737	268	23300Q2404	1862	303
2330054A01	9527	315	23300D0200	0499	261	23300H9100	9488	314	23300Q2404	1947	308
233005513R	1981	309	23300D0212	0352	257	23300H9101	0737	268	23300Q2405	1862	303
2330057M00	0499	261	23300D0214	0450	259	23300H9101	9488	314	23300Q2405	1947	308
2330057M05	0499	261	23300D0220	0499	261	23300H9112	1043	280	23300Q2406	1862	303
2330057M70	0595	264	23300D0300	0791	271	23300JG70A	1838	302	23300Q2406	1947	308
2330057M75	0595	264	23300D0301	0791	271	23300k9160	0758	270	23300R2000	0737	268
2330057M90	0595	264	23300D0511	0596	264	23300KA010	0517	261	23300R2000	9488	314
2330057N60	0634	265	23300D0513	0596	264	23300KA160	0517	261	23300R9000	0352	257
233005X00C	1918	306	23300D1700	0499	261	23300KA270	0517	261	23300S0100	0351	257
2330060S10	0450	259	23300E3000	0141	252	23300KA440	0517	261	23300T3400	0448	259
2330065Y10	0595	264	23300E3001	0141	252	23300KA510	0517	261	23300T3470	0448	259
2330069690	0351	257	23300E3100	0141	252	23300L1800	0448	259	23300T5070	0352	257
2330069960	0351	257	23300E3101	0141	252	23300L2912	0450	259	23300T5070	0450	259
233006K200	1862	303	23300E6800	0351	257	23300M1052	0382	257	23300T5072	0450	259
233006T000	1862	303	23300E6801	0351	257	23300M1500	0382	257	23300T5600	0448	259
233006T001	1862	303	23300EB300	1906	305	23300M1501	0382	257	23300T5601	0448	259
2330070J00	0863	274	23300EB30A	1906	305	23300M1502	0382	257	23300U0100	0351	257

Nissan	Nº ZEN	Pg.
23300U0101	0351	257
23300U0102	0351	257
23300U0113	0352	257
23300U0114	0352	257
23300U0601	0351	257
23300U0602	0351	257
23300U6001	0351	257
23300U6002	0351	257
23300U6003	0351	257
23300U6004	0351	257
23300U6005	0351	257
23300U7500	0737	268
23300U7500	9488	314
23300U7501	0737	268
23300U7501	9488	314
23300U7502	0737	268
23300U7502	9488	314
23300V0600	0448	259
23300V0601	0448	259
23300V0602	0448	259
23300V0603	0448	259
23300V0605	0448	259
23300V0700	0790	271
23300V0702	0790	271
23300V0703	0790	271
23300V0703	9527	315
23300V0705	0790	271
23300V0706	0790	271
23300V5202	0499	261
23300V5300	0737	268
23300V5300	9488	314
23300V5301	0737	268
23300V5301	9488	314
23300V5302	0737	268
23300V7200	9527	315
23300V7260	0790	271
23300VK500	1990	310
23300VK50A	1990	310
23300VM00A	1990	310
23300VO703	0790	271
23300W0400	0351	257
23300W0401	0351	257
23300W0402	0499	261
23300W0403	0499	261
23300W0413	0450	259
23300W0417	0450	259
23300W1000	0737	268
23300W1000	9488	314
23300W1002	0737	268
23300W1002	9488	314
23300W1011	1043	280
23300W2500	0790	271
23300W2804	0790	271
23300W2804	9527	315
23300W3101	0448	259

Nissan	Nº ZEN	Pg.
23300W7000	0737	268
23300W7000	9488	314
23300W7001	0737	268
23300W7001	9488	314
23300W7011	1043	280
23300WK500	1990	310
23300Y0700	0351	257
23300Y0701	0351	257
23300Y0715	0450	259
23300Y1400	0448	259
23300Y1403	0448	259
23300Y1405	0448	259
23300Y7000	0737	268
23300Y7000	9488	314
23300Y7001	0737	268
23300Y7001	9488	314
23300Z5505	0901	275
23300Z5509	0901	275
23300Z5512	0901	275
23300Z7000	0448	259
23300Z7001	0448	259
23300Z7005	0448	259
2330221008	0141	252
23330H6901	0349	257
4330078505	0141	252
23300-M4904	9528	315
23300054A01	0790	271
23300099600	0141	252
233000M215R	0519	261
23300100G02	0790	271
233001E400R	1021	280
233001S772R	0712	268
233003400A9	1838	302
23300375088	0448	259
233004S102R	0712	268
23300F4U010	0712	268
23300M15001	0382	257
23300V06001	0448	259
23300V07702	0790	271
NSA	Nº ZEN	Pg.
STR3622	1548	290
OMC	Nº ZEN	Pg.
384777	1656	294
386657	1656	294
387094	1669	294
395207	1669	294
583473	1656	294
583482	1656	294
585050	1656	294
585059	1656	294
585062	1669	294
585063	1656	294
585459	1656	294
586280	1656	294
586288	1669	294

OMC	Nº ZEN	Pg.
5032433	1656	294
Onan	Nº ZEN	Pg.
1911906	1885	304
1912107	1885	304
19911052	0427	258
191168202	0943	277
191168203	0943	277
191168205	0943	277
191176002	0943	277
191180803	0943	277
191180805	0943	277
191180806	0943	277
191194903	0943	277
191194905	0943	277
191194906	0943	277
191194909	0943	277
Opel	Nº ZEN	Pg.
3640268	1982	310
Orenstein Koppel	Nº ZEN	Pg.
6209190	0308	255
Pal	Nº ZEN	Pg.
2928	0902	275
976117	0902	275
Paris Rhone	Nº ZEN	Pg.
D8E81	0248	254
D8E83	0189	253
D9E12	0248	254
D9E20	0248	254
D9E22	0248	254
D9E26	0248	254
D9E34	0248	254
D9E35	0248	254
D9E36	0287	254
D9E37	0248	254
D9E38	0287	254
D9E39	0287	254
D9E41	0248	254
D9E46	0287	254
D9E48	0287	254
D9E49	0287	254
D9E52	0287	254
D9E54	0287	254
D9E55	0287	254
D9E56	0287	254
D9E57	1963	308
D9E61	0287	254
D9E62	0287	254
D9E66	0287	254
D9E68	0287	254
D9E69	0287	254
D9E70	0287	254
D9E74	0287	254
D9E76	0287	254
D9E77	0287	254
D9E78	0287	254

Paris Rhone	Nº ZEN	Pg.
D9E79	0287	254
D9E81	0287	254
D9E85	0287	254
D9E86	0287	254
D9E98	1963	308
D9R84	0936	277
D9R89	0961	278
D9R99	0961	278
D10E85	0570	263
D10E92	0570	263
D11E79	0217	253
D8E121	0248	254
D8E130	0285	254
D8E131	0285	254
D8E142	0248	254
D8E152	0248	254
D9E100	0287	254
D9E101	0287	254
D9E109	0287	254
D9E110	0287	254
D9E113	0287	254
D9E114	0287	254
D9E123	0287	254
D9E124	0287	254
D9E125	0287	254
D9E127	0287	254
D9E129	0287	254
D9E771	0287	254
D9E773	0287	254
D9R112	0961	278
D9R118	0961	278
D9R121	0936	277
D9R122	0961	278
D9R135	0961	278
D10E922	0570	263
D11E105	0217	253
D11E109	0217	253
D11E110	0217	253
D11E115	0217	253
D11E142	0217	253
D11E143	0217	253
D11E156	0216	253
D11E159	0215	253
D11E165	0215	253
D11E172	0571	263
D11E191	0461	260
D8RA114	0189	253
D13E117TE	0117	251
D13E119TE	0117	251
D13E120TE	0117	251
D13E121TE	0117	251
D13E122TE	0117	251
D13E123TE	0117	251
Pegaso	Nº ZEN	Pg.
6100S	0087	313

Perkins	Nº ZEN	Pg.	Prestolite	Nº ZEN	Pg.	Prestolite	Nº ZEN	Pg.	Prestolite	Nº ZEN	Pg.
2873K404	1693	295	35258940	12686	320	35259660	12695	321	35261305	12695	321
2873K405	1693	295	35258940	12695	321	35259670	12684	320	35261345	1837	302
P30DC03A	2009	311	35258950	12682	320	35259670	12686	320	35261355	12684	320
U5MK8260	2009	311	35258950	12686	320	35259670	12695	321	35261355	12695	321
185086600	2009	311	35258950	12695	321	35259680	12692	320	35261360	12684	320
U85086770	2009	311	35258960	12682	320	35259680	12695	321	35261360	12695	321
<b>Peugeot</b>	<b>Nº ZEN</b>	<b>Pg.</b>	35258960	12695	321	35259690	12684	320	35261420	12684	320
5802AQ	1650	293	35258970	12695	321	35259690	12686	320	35261420	12695	321
9675660680	1982	310	35258980	12695	321	35259690	12695	321	35261425	12684	320
9688477380	2001	311	35258990	12686	320	35259710	12675	320	35261425	12695	321
<b>Pininfarina</b>	<b>Nº ZEN</b>	<b>Pg.</b>	35259000	12686	320	35259710	12695	321	35261760	12695	321
93951787218	1899	305	35259030	12695	321	35259720	12675	320	35261860	0916	276
93951808557	1899	305	35259040	12682	320	35259720	12695	321	35261990	1784	300
<b>Poongsung</b>	<b>Nº ZEN</b>	<b>Pg.</b>	35259040	12695	321	35259750	12684	320	35262170	1784	300
031114272	2010	311	35259050	12695	321	35259750	12695	321	35262550	1784	300
031114290	2010	311	35259130	12686	320	35259760	12684	320	35263380	1977	309
031114300	2010	311	35259130	12695	321	35259760	12695	321	MES6301K	0117	251
0311142300	2010	311	35259140	12695	321	35259770	1092	282	35262170AM	1784	300
<b>Porsche</b>	<b>Nº ZEN</b>	<b>Pg.</b>	35259150	12695	321	35259780	1651	293	35262760AM	1888	305
S1350	0790	271	35259170	12682	320	35259870	12688	320	M93R3001SE	1881	304
S1369	0790	271	35259170	12695	321	35259870	12695	321	M93R3013SE	1881	304
S1347A	0790	271	35259180	12695	321	35259880	12684	320	MES6403JUT	0879	274
2330000	0790	271	35259200	2003	311	35259880	12695	321	<b>Remy</b>	<b>Nº ZEN</b>	<b>Pg.</b>
23300W2804	0790	271	35259210	12686	320	35259880	1623	292	2058	0783	271
E90V11002A	1192	285	35259210	12695	321	35259890	0991	279	728K	0039	248
E9SF11002A	1192	285	35259290	2003	311	35259890	12695	321	16160	1923	306
21013708000	0213	253	35259300	12695	321	35259900	12684	320	323489	0774	270
CT2213708000	0213	253	35259310	12675	320	35259900	12695	321	323818	0625	265
E90SZ11000AA	1192	285	35259310	12695	321	35260828	12695	321	323818	0755	269
<b>Prestolite</b>	<b>Nº ZEN</b>	<b>Pg.</b>	35259330	12695	321	35260850	2003	311	323834	0625	265
462361	0930	276	35259380	12692	320	35260860	2003	311	323834	0755	269
MFJ6501	0930	276	35259390	12695	321	35260890	1621	292	323835	0625	265
20513016	2009	311	35259400	12695	321	35260900	1837	302	323835	0755	269
20513040	1972	309	35259430	12684	320	35260910	1837	302	323836	0625	265
35258040	12695	321	35259430	12695	321	35260940	12695	321	323836	0755	269
35258490	12682	320	35259440	1092	282	35260940	1622	292	323837	0625	265
35258490	12695	321	35259460	1523	289	35260950	12684	320	323837	0755	269
35258540	12682	320	35259480	12687	320	35260950	12695	321	323839	0625	265
35258540	12695	321	35259550	2003	311	35260950	1622	292	323839	0755	269
35258580	12682	320	35259580	12695	321	35261020	12675	320	323840	0625	265
35258580	12695	321	35259590	12695	321	35261020	12695	321	323840	0755	269
35258620	12695	321	35259600	12695	321	35261070	12684	320	323841	0624	265
35258660	12682	320	35259620	12684	320	35261070	12695	321	323841	0858	274
35258660	12695	321	35259620	12686	320	35261070	1622	292	323842	0624	265
35258690	12682	320	35259620	12695	321	35261110	2003	311	323842	0858	274
35258690	12695	321	35259630	12684	320	35261120	12684	320	323843	0624	265
35258710	12682	320	35259630	12686	320	35261120	12695	321	323843	0858	274
35258710	12695	321	35259630	12695	321	35261120	1623	292	323844	0624	265
35258820	12682	320	35259640	12688	320	35261155	12684	320	323844	0858	274
35258820	12695	321	35259640	12695	321	35261155	12695	321	323847	0624	265
35258880	12682	320	35259650	12684	320	35261155	1623	292	323847	0858	274
35258880	12686	320	35259650	12686	320	35261175	12675	320	323849	0625	265
35258880	12695	321	35259650	12695	321	35261175	12695	321	323849	0755	269
35258910	12695	321	35259660	12684	320	35261190	12684	320	323850	0624	265
35258940	12682	320	35259660	12686	320	35261190	12695	321	323850	0858	274

Remy	Nº ZEN	Pg.	Remy	Nº ZEN	Pg.	Remy	Nº ZEN	Pg.	Remy	Nº ZEN	Pg.
323852	0624	265	1107249	0093	250	1107354	0013	248	1107557	0568	263
323852	0858	274	1107249	0568	263	1107355	0020	248	1107558	0052	249
323868	0625	265	1107251	0051	249	1107356	0052	249	1107559	0052	249
323868	0755	269	1107253	1216	313	1107360	0020	248	1107561	0093	250
323869	0625	265	1107258	0032	313	1107361	0020	248	1107561	0568	263
323869	0755	269	1107259	0020	248	1107363	0020	248	1107567	0051	249
323879	0625	265	1107260	0020	248	1107364	0052	249	1107571	0052	249
323879	0755	269	1107261	0032	313	1107365	0020	248	1107572	0052	249
323880	0625	265	1107266	0020	248	1107367	0020	248	1107575	0093	250
323880	0755	269	1107268	0093	250	1107368	0020	248	1107575	0568	263
4N4405	0930	276	1107268	0568	263	1107369	0020	248	1107580	0093	250
900890	12720	320	1107270	0013	248	1107370	0020	248	1107580	0568	263
CM9805	0774	270	1107272	0013	248	1107371	0020	248	1107581	0051	249
1103809	0188	253	1107273	0020	248	1107372	0020	248	1107582	0093	250
1107037	1216	313	1107274	0020	248	1107373	0020	248	1107582	0568	263
1107056	1216	313	1107279	0013	248	1107374	0020	248	1107583	0052	249
1107074	1216	313	1107280	0052	249	1107377	0052	249	1107584	0052	249
1107084	1216	313	1107286	0020	248	1107378	0052	249	1107587	0051	249
1107087	1216	313	1107289	0020	248	1107379	0052	249	1107588	0051	249
1107088	1216	313	1107290	0093	250	1107382	0093	250	1107591	0093	250
1107089	1216	313	1107290	0568	263	1107382	0568	263	1107591	0568	263
1107092	1216	313	1107291	0093	250	1107389	0013	248	1107592	0093	250
1107095	1216	313	1107291	0568	263	1107393	0052	249	1107592	0568	263
1107115	1216	313	1107293	0020	248	1107397	0013	248	1107593	0093	250
1107116	1216	313	1107294	0020	248	1107398	0013	248	1107593	0568	263
1107117	0039	248	1107298	0020	248	1107501	0052	249	1107598	0052	249
1107125	1216	313	1107299	0020	248	1107503	0093	250	1107600	0051	249
1107126	1216	313	1107301	0020	248	1107503	0568	263	1107605	1216	313
1107134	1216	313	1107302	0020	248	1107504	0051	249	1107641	0013	248
1107139	1216	313	1107303	0020	248	1107510	0051	249	1107650	0050	249
1107141	1216	313	1107306	0020	248	1107511	0093	250	1107651	0050	249
1107146	0039	248	1107307	0020	248	1107511	0568	263	1107652	0013	248
1107149	1216	313	1107308	0052	249	1107512	0093	250	1107653	0013	248
1107158	1216	313	1107313	0020	248	1107512	0568	263	1107654	1216	313
1107163	0020	248	1107314	0020	248	1107513	0039	248	1107655	0013	248
1107173	1216	313	1107315	0020	248	1107515	0093	250	1107657	0013	248
1107196	1216	313	1107316	0020	248	1107515	0568	263	1107658	1216	313
1107198	1216	313	1107317	0020	248	1107516	0052	249	1107659	1216	313
1107203	0052	249	1107320	0020	248	1107523	0052	249	1107661	0013	248
1107208	0013	248	1107321	0020	248	1107527	0051	249	1107665	0013	248
1107213	0032	313	1107322	0032	313	1107533	0093	250	1107666	0050	249
1107214	0093	250	1107330	0020	248	1107533	0568	263	1107668	0013	248
1107214	0568	263	1107331	0020	248	1107534	0051	249	1107680	0052	249
1107217	1216	313	1107332	0052	249	1107537	0039	248	1107695	1216	313
1107219	0020	248	1107336	0020	248	1107538	0051	249	1107696	0093	250
1107223	0013	248	1107340	0020	248	1107539	0093	250	1107696	0568	263
1107233	0020	248	1107342	0020	248	1107539	0568	263	1107728	1216	313
1107234	0052	249	1107343	0051	249	1107540	0093	250	1107734	0052	249
1107234	0093	250	1107344	0051	249	1107540	0568	263	1107741	0032	313
1107234	0568	263	1107345	0020	248	1107546	0052	249	1107745	1216	313
1107235	1216	313	1107346	0020	248	1107547	0052	249	1107746	1216	313
1107237	0020	248	1107347	0020	248	1107550	0052	249	1107747	1216	313
1107242	0020	248	1107349	0020	248	1107553	0051	249	1107748	0050	249
1107245	0052	249	1107352	0020	248	1107556	0052	249	1107749	0050	249
1107248	0020	248	1107353	0020	248	1107557	0093	250	1107755	1216	313

Remy	Nº ZEN	Pg.	Remy	Nº ZEN	Pg.	Remy	Nº ZEN	Pg.	Remy	Nº ZEN	Pg.
1107762	1216	313	1108126	1216	313	1108501	0052	249	1109249	0117	251
1107771	0052	249	1108131	1216	313	1108632	0093	250	1109259	0052	249
1107787	1216	313	1108149	1216	313	1108632	0568	263	1109294	0556	262
1107788	0032	313	1108150	1216	313	1108634	0093	250	1109297	0626	265
1107830	1216	313	1108152	0032	313	1108634	0568	263	1109299	0556	262
1107857	0093	250	1108161	0052	249	1108636	0051	249	1109359	0977	278
1107857	0568	263	1108163	0032	313	1108641	0051	249	1109360	0977	278
1107859	0093	250	1108166	0032	313	1108643	0051	249	1109384	1216	313
1107859	0568	263	1108168	0032	313	1108644	0093	250	1109388	0032	313
1107867	0093	250	1108169	0032	313	1108644	0568	263	1109395	0032	313
1107867	0568	263	1108170	0032	313	1108648	0093	250	1109450	1216	313
1107872	0093	250	1108171	0032	313	1108648	0568	263	1109457	1216	313
1107872	0568	263	1108182	0032	313	1108649	0093	250	1109458	1216	313
1107874	0052	249	1108186	1216	313	1108649	0568	263	1109462	0032	313
1107875	0051	249	1108235	0032	313	1108652	0051	249	1109468	1216	313
1107879	0052	249	1108239	0051	249	1108653	0051	249	1109479	0032	313
1107881	0032	313	1108240	0093	250	1108661	0051	249	1109624	0097	250
1107889	0020	248	1108240	0568	263	1108662	0052	249	1109624	9028	313
1107927	1216	313	1108250	0052	249	1108665	0052	249	1109625	0110	251
1107928	0032	313	1108251	0052	249	1108667	0093	250	1109625	9074	314
1107943	1216	313	1108258	0032	313	1108667	0568	263	1109627	0110	251
1107954	1216	313	1108280	0093	250	1108672	0052	249	1109627	9074	314
1107977	1216	313	1108280	0568	263	1108692	0051	249	1109628	0097	250
1108008	1216	313	1108322	0093	250	1108696	0093	250	1109628	9028	313
1108014	0032	313	1108322	0568	263	1108696	0568	263	1109631	0110	251
1108015	1216	313	1108323	0052	249	1108769	0052	249	1109631	9074	314
1108021	1216	313	1108340	0052	249	1108894	0188	253	1109633	0556	262
1108029	1216	313	1108341	0052	249	1108895	0188	253	1109635	0556	262
1108032	0032	313	1108379	0093	250	1108898	0117	251	1109636	0110	251
1108033	0052	249	1108379	0568	263	1108987	0117	251	1109636	9074	314
1108037	1216	313	1108393	0052	249	1109023	0093	250	1109637	0097	250
1108042	0052	249	1108396	0093	250	1109023	0568	263	1109637	9028	313
1108047	0032	313	1108396	0568	263	1109081	0052	249	1109638	0097	250
1108048	0032	313	1108397	0093	250	1109140	0051	249	1109638	9028	313
1108051	0052	249	1108397	0568	263	1109158	0117	251	1109641	0556	262
1108052	0032	313	1108415	0093	250	1109169	0117	251	1109642	0110	251
1108056	0032	313	1108415	0568	263	1109170	0117	251	1109642	9074	314
1108057	1216	313	1108431	0093	250	1109172	0117	251	1109643	0110	251
1108061	0032	313	1108431	0568	263	1109178	0117	251	1109643	9074	314
1108062	0032	313	1108438	0052	249	1109179	1866	303	1109644	0556	262
1108063	0032	313	1108443	0093	250	1109184	0117	251	1109648	0626	265
1108064	0032	313	1108443	0568	263	1109192	0052	249	1109649	0110	251
1108065	0032	313	1108447	0093	250	1109194	0093	250	1109649	9074	314
1108066	0032	313	1108447	0568	263	1109194	0568	263	1109654	1216	313
1108068	1216	313	1108449	0093	250	1109196	0051	249	1109671	1216	313
1108071	0032	313	1108449	0568	263	1109220	0626	265	1109736	0117	251
1108077	1216	313	1108451	0039	248	1109221	0626	265	1109741	0117	251
1108078	1216	313	1108452	0039	248	1109229	0117	251	1109746	0117	251
1108081	0032	313	1108453	0039	248	1109230	0117	251	1109755	0110	251
1108105	0039	248	1108454	0039	248	1109233	0117	251	1109755	9074	314
1108106	1216	313	1108456	0039	248	1109234	0188	253	1109759	0110	251
1108108	0039	248	1108476	0093	250	1109235	0117	251	1109759	9074	314
1108110	0039	248	1108476	0568	263	1109236	0117	251	1109762	0188	253
1108112	1216	313	1108493	0093	250	1109237	0188	253	1109767	0188	253
1108113	0032	313	1108493	0568	263	1109248	0188	253	1109792	0555	262

Remy	Nº ZEN	Pg.	Remy	Nº ZEN	Pg.	Remy	Nº ZEN	Pg.	Remy	Nº ZEN	Pg.
1109793	0556	262	1113272	0722	268	1113371	9028	313	1113781	0188	253
1109794	0556	262	1113273	0650	266	1113374	0879	274	1113782	0188	253
1109801	0117	251	1113273	1196	285	1113378	0097	250	1113785	0188	253
1109823	0188	253	1113274	0649	266	1113378	9028	313	1113794	0117	251
1109832	0556	262	1113274	1195	285	1113386	0097	250	1113801	0879	274
1109835	0556	262	1113275	0649	266	1113386	9028	313	1113804	0879	274
1109869	0117	251	1113275	1195	285	1113393	0097	250	1113805	0188	253
1109874	0188	253	1113277	0722	268	1113393	9028	313	1113809	0188	253
1109891	0188	253	1113278	0649	266	1113407	0097	250	1113811	0879	274
1109962	0626	265	1113278	1195	285	1113407	9028	313	1113815	0188	253
1109969	0556	262	1113279	0650	266	1113472	0097	250	1113816	0117	251
1109989	0556	262	1113279	1196	285	1113472	9028	313	1113817	0879	274
1109998	0097	250	1113280	0650	266	1113475	0110	251	1113822	0117	251
1109998	9028	313	1113280	1196	285	1113475	9074	314	1113827	0097	250
1112775	0117	251	1113281	0649	266	1113477	0097	250	1113827	9028	313
1113007	0051	249	1113281	1195	285	1113477	0914	276	1113832	0110	251
1113010	0051	249	1113282	0649	266	1113477	9028	313	1113832	9074	314
1113013	0051	249	1113282	1195	285	1113519	0110	251	1113848	0097	250
1113038	0051	249	1113284	0649	266	1113519	9074	314	1113848	9028	313
1113050	0051	249	1113284	1195	285	1113598	0566	263	1113852	0182	252
1113052	0051	249	1113285	0649	266	1113602	0117	251	1113853	0097	250
1113056	0051	249	1113285	1195	285	1113603	0117	251	1113853	9028	313
1113059	0051	249	1113286	0651	266	1113605	0117	251	1113856	0626	265
1113064	0051	249	1113286	1197	285	1113606	0188	253	1113857	0626	265
1113066	0051	249	1113288	0649	266	1113607	0117	251	1113867	0556	262
1113075	0051	249	1113288	1195	285	1113612	0188	253	1113871	0182	252
1113084	0051	249	1113289	0649	266	1113617	0117	251	1113873	0182	252
1113089	0051	249	1113289	1195	285	1113619	0188	253	1113874	0626	265
1113097	0051	249	1113290	0649	266	1113620	0117	251	1113875	0626	265
1113099	0051	249	1113290	1195	285	1113621	0117	251	1113884	0110	251
1113100	0051	249	1113291	0722	268	1113628	0097	250	1113884	9074	314
1113101	0051	249	1113292	1194	285	1113628	9028	313	1113885	0188	253
1113110	0051	249	1113295	1194	285	1113631	0097	250	1113889	0626	265
1113111	0051	249	1113296	1194	285	1113631	9028	313	1113891	0097	250
1113116	0051	249	1113297	0649	266	1113639	0566	263	1113891	9028	313
1113121	0051	249	1113297	1195	285	1113643	0110	251	1113904	0097	250
1113124	0051	249	1113311	0117	251	1113643	9074	314	1113904	9028	313
1113127	0117	251	1113312	0117	251	1113645	0110	251	1113907	0626	265
1113128	0051	249	1113313	0117	251	1113645	9074	314	1113917	0626	265
1113130	0051	249	1113326	0117	251	1113647	0381	257	1113928	0097	250
1113133	0051	249	1113327	0117	251	1113655	0566	263	1113928	9028	313
1113136	0051	249	1113329	0117	251	1113670	0097	250	1113934	0097	250
1113137	0051	249	1113330	0117	251	1113670	9028	313	1113934	9028	313
1113142	0051	249	1113335	0117	251	1113695	0566	263	1113940	0182	252
1113143	0051	249	1113337	0117	251	1113730	0188	253	1113941	0182	252
1113145	0051	249	1113338	1866	303	1113731	0188	253	1113943	0097	250
1113150	0051	249	1113344	0930	276	1113736	0188	253	1113943	9028	313
1113153	0051	249	1113350	0879	274	1113741	0188	253	1113952	0110	251
1113154	0051	249	1113353	0097	250	1113744	0117	251	1113952	9074	314
1113156	0051	249	1113353	9028	313	1113747	0188	253	1113953	0626	265
1113157	0051	249	1113359	0117	251	1113751	0188	253	1113955	0110	251
1113158	0051	249	1113366	0097	250	1113772	0188	253	1113955	9074	314
1113197	0381	257	1113366	9028	313	1113773	0188	253	1113956	0110	251
1113269	1194	285	1113369	0879	274	1113774	0117	251	1113956	9074	314
1113270	1194	285	1113371	0097	250	1113775	0117	251	1113957	0110	251



Remy	Nº ZEN	Pg.	Remy	Nº ZEN	Pg.	Remy	Nº ZEN	Pg.	Remy	Nº ZEN	Pg.
1113957	9074	314	1114066	0110	251	1117364	0052	249	1990335	0117	251
1113958	0110	251	1114066	9074	314	1117377	0052	249	1990336	0624	265
1113958	9074	314	1114075	0626	265	1358859	0783	271	1990336	0858	274
1113965	0110	251	1114077	0182	252	1990213	0626	265	1990340	0626	265
1113965	9074	314	1114080	0626	265	1990215	0626	265	1990347	0625	265
1113966	0110	251	1114092	0110	251	1990216	0626	265	1990347	0755	269
1113966	9074	314	1114092	9074	314	1990217	0626	265	1990352	0110	251
1113968	0110	251	1114093	0626	265	1990227	0556	262	1990355	0110	251
1113968	9074	314	1114094	0182	252	1990232	0555	262	1990366	0097	250
1113970	0110	251	1114100	0626	265	1990232	0556	262	1990379	0097	250
1113970	9074	314	1114101	0182	252	1990236	0626	265	1990380	0626	265
1113971	0110	251	1114104	0626	265	1990238	0556	262	1990381	0626	265
1113971	9074	314	1114106	0626	265	1990241	0556	262	1990389	0626	265
1113972	0110	251	1114140	0110	251	1990242	0626	265	1990395	0626	265
1113972	9074	314	1114140	9074	314	1990245	0626	265	1990413	0097	250
1113973	0110	251	1114143	0110	251	1990265	0626	265	1990420	0110	251
1113973	9074	314	1114143	9074	314	1990285	0555	262	1990430	0626	265
1113974	0110	251	1114145	0110	251	1990308	0625	265	1990436	0626	265
1113974	9074	314	1114145	9074	314	1990308	0755	269	1990439	0626	265
1113975	0110	251	1114146	0182	252	1990309	0625	265	1990447	0626	265
1113975	9074	314	1114148	0110	251	1990309	0755	269	1990483	0110	251
1113977	0110	251	1114148	9074	314	1990310	0624	265	1990484	0110	251
1113977	9074	314	1114150	0110	251	1990310	0858	274	1990486	0914	276
1113978	0110	251	1114150	9074	314	1990311	0625	265	1990489	0110	251
1113978	9074	314	1114154	0182	252	1990311	0755	269	1990490	0110	251
1113979	0110	251	1114155	0914	276	1990312	0625	265	1990494	0626	265
1113979	9074	314	1114168	0182	252	1990312	0755	269	1990498	0624	265
1113981	0110	251	1114177	0914	276	1990313	0624	265	1990498	0858	274
1113981	9074	314	1114183	0626	265	1990313	0858	274	1990499	0625	265
1113983	0110	251	1114197	0110	251	1990315	0624	265	1990499	0755	269
1113983	9074	314	1114197	9074	314	1990315	0625	265	1990707	0624	265
1113984	0626	265	1114702	0626	265	1990315	0755	269	1990707	0858	274
1113985	0182	252	1114713	0556	262	1990315	0858	274	1992019	0117	251
1113986	0110	251	1114716	0914	276	1990316	0624	265	1993669	0624	265
1113986	9074	314	1114718	0626	265	1990316	0858	274	1993669	0858	274
1113988	0182	252	1114736	0626	265	1990317	0624	265	1993701	0625	265
1113994	0110	251	1114739	0626	265	1990317	0858	274	1993701	0755	269
1113994	9074	314	1114778	0626	265	1990318	0625	265	1993702	0625	265
1113995	0110	251	1114792	0626	265	1990318	0755	269	1993702	0755	269
1113995	9074	314	1114807	0626	265	1990319	0624	265	1993705	0625	265
1113996	0626	265	1114808	0626	265	1990319	0858	274	1993705	0755	269
1113997	0110	251	1114809	0626	265	1990320	0624	265	1993709	0624	265
1113997	9074	314	1114840	0626	265	1990320	0858	274	1993709	0858	274
1114024	0117	251	1114902	0626	265	1990321	0624	265	1993712	0625	265
1114028	0117	251	1114922	0626	265	1990321	0858	274	1993712	0755	269
1114036	0117	251	1114925	0626	265	1990326	0625	265	1993713	0624	265
1114041	0188	253	1114930	0626	265	1990326	0755	269	1993713	0858	274
1114043	0117	251	1114948	0914	276	1990327	0624	265	1993719	0624	265
1114044	0117	251	1114952	0626	265	1990327	0858	274	1993719	0858	274
1114045	0117	251	1114955	0117	251	1990330	0624	265	1993723	0625	265
1114047	0626	265	1114959	0626	265	1990330	0858	274	1993723	0755	269
1114052	0182	252	1114960	0626	265	1990331	0624	265	1993726	0625	265
1114059	0626	265	1114976	0117	251	1990331	0858	274	1993726	0755	269
1114062	0626	265	1117335	0052	249	1990332	0624	265	1993728	0624	265
1114063	0626	265	1117356	0052	249	1990332	0858	274	1993728	0858	274

Remy	Nº ZEN	Pg.	Remy	Nº ZEN	Pg.	Remy	Nº ZEN	Pg.	Remy	Nº ZEN	Pg.
1993729	0624	265	1993794	0858	274	1993879	0625	265	1993947	0755	269
1993729	0858	274	1993795	0097	250	1993879	0755	269	1993950	0625	265
1993732	0624	265	1993796	0097	250	1993880	0625	265	1993950	0755	269
1993732	0858	274	1993799	0625	265	1993880	0755	269	1993951	0625	265
1993738	0625	265	1993799	0755	269	1993881	0624	265	1993951	0755	269
1993738	0755	269	1993800	0625	265	1993881	0625	265	1993953	0624	265
1993741	0625	265	1993800	0755	269	1993881	0755	269	1993953	0858	274
1993741	0755	269	1993801	0914	276	1993881	0858	274	1993954	0625	265
1993742	0624	265	1993817	0625	265	1993883	0624	265	1993954	0755	269
1993742	0858	274	1993817	0755	269	1993883	0858	274	1993955	0625	265
1993744	0625	265	1993818	0625	265	1993885	0624	265	1993955	0755	269
1993744	0755	269	1993818	0755	269	1993885	0858	274	1993956	0625	265
1993745	0624	265	1993819	0625	265	1993886	0625	265	1993956	0755	269
1993745	0858	274	1993819	0755	269	1993886	0755	269	1993957	0625	265
1993746	0624	265	1993826	0914	276	1993887	0624	265	1993957	0755	269
1993746	0858	274	1993827	0626	265	1993887	0858	274	1993958	0624	265
1993754	0625	265	1993829	0625	265	1993891	0624	265	1993958	0858	274
1993754	0755	269	1993829	0755	269	1993891	0858	274	1993963	0625	265
1993755	0624	265	1993831	0624	265	1993893	0625	265	1993963	0755	269
1993755	0858	274	1993831	0858	274	1993893	0755	269	1993964	0624	265
1993756	0625	265	1993832	0624	265	1993894	0625	265	1993964	0858	274
1993756	0755	269	1993832	0625	265	1993894	0755	269	1993965	0624	265
1993759	0625	265	1993832	0755	269	1993898	0624	265	1993965	0858	274
1993759	0755	269	1993832	0858	274	1993898	0858	274	1993966	0624	265
1993761	0625	265	1993837	0625	265	1993901	0624	265	1993966	0858	274
1993761	0755	269	1993837	0755	269	1993901	0858	274	1993970	0625	265
1993762	0625	265	1993849	0626	265	1993902	0624	265	1993970	0755	269
1993762	0755	269	1993850	0625	265	1993902	0858	274	1993971	0625	265
1993763	0624	265	1993850	0755	269	1993903	0625	265	1993971	0755	269
1993763	0858	274	1993851	0624	265	1993903	0755	269	1993974	0624	265
1993764	0624	265	1993851	0858	274	1993905	0625	265	1993974	0858	274
1993764	0858	274	1993853	0624	265	1993905	0755	269	1993981	0625	265
1993767	0625	265	1993853	0858	274	1993909	0624	265	1993981	0755	269
1993767	0755	269	1993854	0625	265	1993909	0858	274	1993986	0625	265
1993768	0624	265	1993854	0755	269	1993910	0624	265	1993986	0755	269
1993768	0858	274	1993855	0625	265	1993910	0858	274	1993988	0625	265
1993769	0625	265	1993855	0755	269	1993911	0624	265	1993988	0755	269
1993769	0755	269	1993861	0624	265	1993911	0858	274	1993992	0624	265
1993770	0624	265	1993861	0858	274	1993914	0625	265	1993992	0858	274
1993770	0858	274	1993862	0625	265	1993914	0755	269	1993994	0625	265
1993774	0914	276	1993862	0755	269	1993917	0625	265	1993994	0755	269
1993778	0624	265	1993865	0624	265	1993917	0755	269	1993996	0626	265
1993778	0858	274	1993865	0858	274	1993918	0624	265	1993997	0624	265
1993784	0914	276	1993866	0625	265	1993918	0858	274	1993997	0858	274
1993789	0625	265	1993866	0755	269	1993920	0624	265	1993999	0626	265
1993789	0755	269	1993869	0624	265	1993920	0858	274	1998338	0566	263
1993790	0625	265	1993869	0858	274	1993921	0625	265	1998455	0566	263
1993790	0755	269	1993871	0624	265	1993921	0755	269	3471141	0243	254
1993791	0624	265	1993871	0858	274	1993926	0624	265	3471143	0243	254
1993791	0858	274	1993873	0624	265	1993926	0858	274	3471144	0243	254
1993792	0625	265	1993873	0858	274	1993928	0624	265	8000006	10003	312
1993792	0755	269	1993874	0624	265	1993928	0858	274	8000006	12720	320
1993793	0625	265	1993874	0858	274	1993931	0624	265	8000032	1840	302
1993793	0755	269	1993878	0624	265	1993931	0858	274	8000048	10003	312
1993794	0624	265	1993878	0858	274	1993947	0625	265	8000071	1482	288

Remy	Nº ZEN	Pg.	Remy	Nº ZEN	Pg.	Remy	Nº ZEN	Pg.	Remy	Nº ZEN	Pg.
8000090	10003	312	8200039	13131	317	8200101	1811	301	8200292	13545	321
8000090	12720	320	8200039	1811	301	8200103	13544	320	8200292	1679	295
8000158	10003	312	8200040	13131	317	8200103	13545	321	8200292	1805	300
8000158	12720	320	8200040	1811	301	8200103	1679	295	8200292	1936	307
8000159	10003	312	8200041	13131	317	8200103	1805	300	8200295	12961	316
8000159	12720	320	8200041	1811	301	8200103	1936	307	8200295	13544	320
8000169	1800	300	8200050	13117	317	8200138	12954	316	8200295	13545	321
8000180	10003	312	8200050	13131	317	8200138	13544	320	8200295	1679	295
8000188	10003	312	8200050	1810	301	8200138	13545	321	8200295	1805	300
8000188	12720	320	8200050	1811	301	8200138	1679	295	8200295	1936	307
8000203	1614	292	8200053	13130	317	8200138	1805	300	8200296	12954	316
8000287	10003	312	8200053	1809	301	8200138	1936	307	8200296	13544	320
8000300	1800	300	8200054	12957	316	8200182	13130	317	8200296	13545	321
8000321	0756	269	8200054	13544	320	8200182	1811	301	8200296	1679	295
8000340	1800	300	8200054	13545	321	8200196	12957	316	8200296	1805	300
8000357	1770	299	8200054	1679	295	8200196	13544	320	8200296	1936	307
8000444	1745	298	8200054	1805	300	8200196	13545	321	8200297	12954	316
8000465	1923	306	8200054	1936	307	8200196	1679	295	8200297	13544	320
8000534	1794	300	8200064	12955	316	8200196	1805	300	8200297	13545	321
8000567	1840	302	8200064	13544	320	8200196	1936	307	8200297	1679	295
8000660	1745	298	8200064	13545	321	8200201	13117	317	8200297	1805	300
8000837	1794	300	8200064	1679	295	8200201	13131	317	8200297	1936	307
8000868	1940	307	8200064	1805	300	8200201	1810	301	8200308	13117	317
8000890	12720	320	8200064	1936	307	8200201	1811	301	8200308	1810	301
8000891	12720	320	8200065	13544	320	8200223	1811	301	8200326	12956	316
8000893	12720	320	8200065	13545	321	8200231	12956	316	8200326	13544	320
8000944	12720	320	8200065	1679	295	8200231	13544	320	8200326	13545	321
8000959	1614	292	8200065	1805	300	8200231	13545	321	8200326	1679	295
8000978	12720	320	8200065	1936	307	8200231	1679	295	8200326	1805	300
8000981	12720	320	8200072	13130	317	8200231	1805	300	8200326	1936	307
8200003	12961	316	8200072	1809	301	8200231	1936	307	8200329	13119	317
8200003	13544	320	8200075	1809	301	8200242	13138	317	8200329	1810	301
8200003	13545	321	8200077	13138	317	8200242	1809	301	8200330	13117	317
8200003	1679	295	8200077	1809	301	8200287	13119	317	8200330	1810	301
8200003	1805	300	8200078	13138	317	8200287	13132	317	8200331	12955	316
8200003	1936	307	8200078	1809	301	8200287	1810	301	8200331	13544	320
8200004	12954	316	8200081	13118	317	8200287	1811	301	8200331	13545	321
8200004	13544	320	8200081	13130	317	8200288	13117	317	8200331	1679	295
8200004	13545	321	8200081	1810	301	8200288	13131	317	8200331	1805	300
8200004	1679	295	8200081	1811	301	8200288	1810	301	8200331	1936	307
8200004	1805	300	8200085	13118	317	8200288	1811	301	8200356	13130	317
8200004	1936	307	8200085	13130	317	8200289	13117	317	8200356	1809	301
8200005	13130	317	8200085	1810	301	8200289	13131	317	8200357	12956	316
8200005	1809	301	8200085	1811	301	8200289	1810	301	8200357	13544	320
8200014	13544	320	8200087	13118	317	8200289	1811	301	8200357	13545	321
8200014	13545	321	8200087	13130	317	8200290	13117	317	8200357	1679	295
8200014	1679	295	8200087	1810	301	8200290	13131	317	8200357	1805	300
8200014	1805	300	8200087	1811	301	8200290	1810	301	8200357	1936	307
8200014	1936	307	8200090	13117	317	8200290	1811	301	8200386	12957	316
8200025	13130	317	8200090	13131	317	8200291	13118	317	8200386	13544	320
8200025	1809	301	8200090	1810	301	8200291	13130	317	8200386	13545	321
8200032	13131	317	8200090	1811	301	8200291	1810	301	8200386	1679	295
8200032	1811	301	8200101	13118	317	8200291	1811	301	8200386	1805	300
8200034	13131	317	8200101	13130	317	8200292	12955	316	8200386	1936	307
8200034	1811	301	8200101	1810	301	8200292	13544	320	8200387	13544	320

Remy	Nº ZEN	Pg.	Remy	Nº ZEN	Pg.	Remy	Nº ZEN	Pg.	Remy	Nº ZEN	Pg.
8200387	13545	321	8200511	1805	300	8200854	1936	307	9000805	0774	270
8200387	1679	295	8200511	1936	307	8200875	13544	320	9000806	0756	269
8200387	1805	300	8200512	12954	316	8200875	13545	321	9000812	0774	270
8200387	1936	307	8200512	13544	320	8200875	1679	295	9000819	0756	269
8200400	12957	316	8200512	13545	321	8200875	1805	300	9000820	0756	269
8200400	13544	320	8200512	1679	295	8200875	1936	307	9000821	0756	269
8200400	13545	321	8200512	1805	300	8200882	13544	320	9000822	0756	269
8200400	1679	295	8200512	1936	307	8200882	13545	321	9000834	0756	269
8200400	1805	300	8200519	13119	317	8200882	1679	295	9000835	0756	269
8200400	1936	307	8200519	1810	301	8200882	1805	300	9000836	0958	277
8200417	13118	317	8200564	13544	320	8200882	1936	307	9000841	0958	277
8200417	13130	317	8200564	13545	321	8200884	13544	320	9000846	0770	270
8200417	1810	301	8200564	1679	295	8200884	13545	321	9000846	12720	320
8200417	1811	301	8200564	1805	300	8200884	1679	295	9000846	12721	321
8200421	1810	301	8200564	1936	307	8200884	1805	300	9000846	12722	321
8200431	13117	317	8200572	13118	317	8200884	1936	307	9000850	0756	269
8200431	1810	301	8200572	13130	317	8200885	13544	320	9000851	0756	269
8200433	13118	317	8200572	1810	301	8200885	13545	321	9000853	0756	269
8200433	1810	301	8200572	1811	301	8200885	1679	295	9000854	0958	277
8200434	13119	317	8200605	13117	317	8200885	1805	300	9000857	0958	277
8200434	1810	301	8200605	1810	301	8200885	1936	307	9000858	0958	277
8200435	13118	317	8200606	13118	317	8200886	13544	320	9000860	0756	269
8200435	1810	301	8200606	1810	301	8200886	13545	321	9000869	1614	292
8200436	1810	301	8200699	13117	317	8200886	1679	295	9000871	0958	277
8200446	13118	317	8200699	1810	301	8200886	1805	300	9000872	0958	277
8200446	1810	301	8200719	13117	317	8200886	1936	307	9000873	0958	277
8200468	1810	301	8200719	1810	301	8200887	13544	320	9000879	0958	277
8200469	13118	317	8200733	1809	301	8200887	13545	321	9000880	0958	277
8200469	13130	317	8200750	13104	317	8200887	1679	295	9000882	0958	277
8200469	1810	301	8200770	13105	317	8200887	1805	300	9000884	0958	277
8200469	1811	301	8200771	13106	317	8200887	1936	307	9000885	0958	277
8200474	12957	316	8200816	13544	320	8200889	13544	320	9000890	10003	312
8200474	13544	320	8200816	13545	321	8200889	13545	321	9000891	10003	312
8200474	13545	321	8200816	1679	295	8200889	1679	295	9000893	10003	312
8200474	1679	295	8200816	1805	300	8200889	1805	300	9000902	10003	312
8200474	1805	300	8200816	1936	307	8200889	1936	307	9000932	10003	312
8200474	1936	307	8200826	13544	320	8200890	13544	320	9000934	10003	312
8200478	12955	316	8200826	13545	321	8200890	13545	321	9000944	10003	312
8200478	13544	320	8200826	1679	295	8200890	1679	295	9000948	12720	320
8200478	13545	321	8200826	1805	300	8200890	1805	300	9000952	10003	312
8200478	1679	295	8200826	1936	307	8200890	1936	307	9000965	0756	269
8200478	1805	300	8200848	13544	320	8201047	13462	318	9000967	10003	312
8200478	1936	307	8200848	13545	321	8600612	1810	301	9000978	10003	312
8200486	13130	317	8200848	1679	295	9000751	0752	269	9000981	10003	312
8200486	1809	301	8200848	1805	300	9000756	0752	269	DRS3798	1958	308
8200495	12957	316	8200848	1936	307	9000758	0752	269	DRS3985	1756	298
8200495	13544	320	8200853	13544	320	9000773	0611	264	10452345	10003	312
8200495	13545	321	8200853	13545	321	9000786	0756	269	10455053	0612	264
8200495	1679	295	8200853	1679	295	9000794	0770	270	10455069	0783	271
8200495	1805	300	8200853	1805	300	9000794	12720	320	10455081	0783	271
8200495	1936	307	8200853	1936	307	9000794	12721	321	10455505	0854	274
8200511	12961	316	8200854	13544	320	9000794	12722	321	10455711	1680	295
8200511	13544	320	8200854	13545	321	9000796	0756	269	10461001	0625	265
8200511	13545	321	8200854	1679	295	9000798	0756	269	10461001	0755	269
8200511	1679	295	8200854	1805	300	9000804	0756	269	10461002	0625	265

Remy	Nº ZEN	Pg.	Remy	Nº ZEN	Pg.	Remy	Nº ZEN	Pg.	Remy	Nº ZEN	Pg.
10461002	0755	269	10478826	0624	265	10479034	0858	274	10479650	0985	278
10461003	0625	265	10478826	0858	274	10479035	0625	265	10479651	1112	283
10461003	0755	269	10478827	0110	251	10479035	0755	269	10479652	1112	283
10461005	0625	265	10478829	0110	251	10479036	0625	265	10479654	0985	278
10461005	0755	269	10478829	9074	314	10479036	0755	269	10479655	0722	268
10461006	0625	265	10478831	0625	265	10479054	0625	265	19011400	13544	320
10461006	0755	269	10478831	0755	269	10479054	0755	269	19011400	13545	321
10461007	0624	265	10478846	0556	262	10479068	0625	265	19011400	1679	295
10461007	0858	274	10478853	0556	262	10479068	0755	269	19011400	1805	300
10461008	0624	265	10478862	0555	262	10479069	0625	265	19011400	1936	307
10461008	0858	274	10478862	0556	262	10479069	0755	269	19011402	13544	320
10461010	0624	265	10478890	0625	265	10479109	1205	285	19011402	13545	321
10461010	0858	274	10478890	0755	269	10479178	0097	250	19011402	1679	295
10461013	0624	265	10478894	0110	251	10479196	0624	265	19011402	1805	300
10461013	0858	274	10478894	9074	314	10479196	0858	274	19011402	1936	307
10461015	0625	265	10478898	1210	286	10479260	0097	250	19011403	13544	320
10461015	0755	269	10478911	0110	251	10479282	1573	290	19011403	13545	321
10461016	0624	265	10478911	9074	314	10479289	1573	290	19011403	1679	295
10461016	0858	274	10478921	0625	265	10479292	1205	285	19011403	1805	300
10461018	0624	265	10478921	0755	269	10479302	0624	265	19011403	1936	307
10461018	0858	274	10478927	0624	265	10479302	0858	274	19011407	13544	320
10461039	0625	265	10478927	0858	274	10479310	1205	285	19011407	13545	321
10461039	0755	269	10478928	0625	265	10479339	0110	251	19011407	1679	295
10461044	0625	265	10478928	0755	269	10479343	0110	251	19011407	1805	300
10461044	0755	269	10478929	0625	265	10479600	0723	268	19011407	1936	307
10461069	0625	265	10478929	0755	269	10479604	1194	285	19011507	13131	317
10461069	0755	269	10478930	0625	265	10479605	0721	268	19011507	1811	301
10461417	1205	285	10478930	0755	269	10479606	0650	266	19011509	13131	317
10465151	1194	285	10478949	0624	265	10479606	1196	285	19011509	1811	301
10465167	0756	269	10478949	0858	274	10479607	0649	266	19011511	13130	317
10465293	0756	269	10478953	0625	265	10479607	1195	285	19011511	1811	301
10465294	0774	270	10478953	0755	269	10479608	0721	268	19011512	13130	317
10465309	0756	269	10478957	0625	265	10479611	0722	268	19011512	1811	301
10465314	1194	285	10478957	0755	269	10479612	0721	268	19011513	13130	317
10465386	0756	269	10478960	0624	265	10479613	0650	266	19011513	1811	301
10465554	0756	269	10478960	0858	274	10479613	1196	285	19011514	13119	317
10478802	0110	251	10478961	1205	285	10479614	1194	285	19011514	13132	317
10478802	9074	314	10478976	0625	265	10479615	1194	285	19011514	1810	301
10478805	0624	265	10478976	0755	269	10479616	0722	268	19011514	1811	301
10478805	0858	274	10478981	0626	265	10479617	1194	285	19011518	13117	317
10478806	0625	265	10478986	0110	251	10479618	1194	285	19011518	13131	317
10478806	0755	269	10478986	9074	314	10479619	0645	266	19011518	1810	301
10478811	0624	265	10478998	0110	251	10479620	0651	266	19011518	1811	301
10478811	0858	274	10478998	9074	314	10479620	1197	285	19011519	13117	317
10478813	0110	251	10479009	0097	250	10479621	0629	265	19011519	13131	317
10478813	9074	314	10479010	0110	251	10479623	0722	268	19011519	1810	301
10478814	0625	265	10479014	0624	265	10479625	1194	285	19011519	1811	301
10478814	0755	269	10479014	0858	274	10479626	0850	273	19011521	13117	317
10478818	1205	285	10479015	0625	265	10479626	0985	278	19011521	13131	317
10478819	0625	265	10479015	0755	269	10479629	0722	268	19011521	1810	301
10478819	0755	269	10479016	0625	265	10479634	0629	265	19011521	1811	301
10478824	0110	251	10479016	0755	269	10479634	1194	285	19011522	13117	317
10478824	9074	314	10479020	0625	265	10479638	1194	285	19011522	13131	317
10478825	0624	265	10479020	0755	269	10479641	1194	285	19011522	1810	301
10478825	0858	274	10479034	0624	265	10479645	1112	283	19011522	1811	301

Remy	Nº ZEN	Pg.	Renault	Nº ZEN	Pg.	Subaru	Nº ZEN	Pg.	Toyota	Nº ZEN	Pg.
19011523	13117	317	233005776R	1981	309	829918600	0341	256	281002470	0184	252
19011523	13131	317	233006904R	1997	310	23300AA040	0600	264	248100D100	1547	289
19011523	1810	301	233007224R	1981	309	23300AA460	1945	307	2801154010	1827	302
19011523	1811	301	233008131R	1981	309	23300KA010	0517	261	2801177090	1827	302
19011524	13118	317	5000046311	0308	255	23300KA270	0517	261	2802121060	1841	302
19011524	13130	317	5000240884	0308	255	23300KA290	0517	261	281000B020	1107	282
19011524	1810	301	7700525547	0308	255	<b>Suzuki</b>	<b>Nº ZEN</b>	<b>Pg.</b>	281000C060	0998	279
19011527	13117	317	7702227059	0945	277	3110050A10	0617	264	281000C120	1914	306
19011527	13131	317	8200049826	1064	281	3110055L00	1899	305	281000D030	1547	289
19011527	1810	301	8200471963	0965	278	3110055L01	1899	305	281000D080	1841	302
19011527	1811	301	8200568535	1838	302	3110060A11	0617	264	281000D090	1813	301
19011529	13117	317	8201036311	1838	302	3110060A20	0617	264	281000D100	1547	289
19011529	13131	317	233003400A9	1838	302	3110060A21	0617	264	281000D130	1720	297
19011529	1810	301	<b>Romaine</b>	<b>Nº ZEN</b>	<b>Pg.</b>	3110060AC1	0617	264	281000G020	1857	303
19011529	1811	301	4117138	9702	315	3110063210	0184	252	281000G040	1884	304
19024013	0133	251	4117847	1548	290	3110071J00	0519	261	281000L200	1919	306
19024016	0133	251	<b>Rotax</b>	<b>Nº ZEN</b>	<b>Pg.</b>	3110080091	0450	259	281000N010	1720	297
19024038	0133	251	684282	1941	307	3110082010	0576	263	281000Q012	1925	306
19024063	0133	251	<b>Rover</b>	<b>Nº ZEN</b>	<b>Pg.</b>	3110082011	0576	263	281000Q021	1720	297
19024064	0133	251	GNU4558	1958	308	3110083010	0450	259	281000T030	1720	297
19024071	0133	251	NAD100580	1958	308	3110083021	0450	259	281000T090	1720	297
19024076	0133	251	77AD100580	1958	308	31100M86J10	1752	298	281000T310	1875	304
19024077	0133	251	<b>Saab</b>	<b>Nº ZEN</b>	<b>Pg.</b>	31100M86J11	1752	298	281000Y070	0809	272
19024079	0133	251	32006007	1945	307	31100M86J12	1752	298	2810010012	0184	252
19024087	0133	251	<b>Scania</b>	<b>Nº ZEN</b>	<b>Pg.</b>	31100T55L00	1899	305	2810010013	0184	252
19024135	0133	251	183868	0308	255	3110055L00000	1899	305	2810010040	0947	277
19024180	0133	251	188486	0308	255	31100T55L01000	1899	305	2810010040	1722	297
19024801	0133	251	<b>Seat</b>	<b>Nº ZEN</b>	<b>Pg.</b>	<b>Thermo King</b>	<b>Nº ZEN</b>	<b>Pg.</b>	2810010040	9186	314
19026027	13138	317	02E911023S	1978	309	442918	0376	257	2810010060	0947	277
19026027	1809	301	<b>Sisu Diesel</b>	<b>Nº ZEN</b>	<b>Pg.</b>	445443	0376	257	2810010060	1722	297
19026035	1809	301	836673289	1701	296	451229	0792	271	2810012030	0184	252
21020892	0752	269	836673290	1698	295	451229	9526	315	2810012040	0184	252
21020893	0752	269	836866817	1698	295	451263	0792	271	2810013010	0947	277
21021366	0752	269	836867365	1701	296	451263	9526	315	2810013010	1722	297
21021648	0752	269	<b>Skoda</b>	<b>Nº ZEN</b>	<b>Pg.</b>	451285	0792	271	2810013010	9186	314
24506694	0958	277	02E911023S	1978	309	451285	9526	315	2810015020	0947	277
82000436	13119	317	02E911024B	1985	310	451671	0792	271	2810015020	1722	297
94123387	0946	277	<b>Ssangyong</b>	<b>Nº ZEN</b>	<b>Pg.</b>	451993	0792	271	2810015020	9186	314
96051950	0576	263	6611513201	1886	304	8451263	0792	271	2810015040	0947	277
96062498	0576	263	6611513801	1705	296	8451285	0792	271	2810015040	1722	297
DR35050VL	13462	318	66115141101	1614	292	10451285	0792	271	2810015040	9186	314
<b>Renault</b>	<b>Nº ZEN</b>	<b>Pg.</b>	A6711510201	1959	308	10451671	0792	271	2810015050	0184	252
231004GD3A	1981	309	<b>Steinbock</b>	<b>Nº ZEN</b>	<b>Pg.</b>	10451993	0792	271	2810015070	0947	277
233000379R	1981	309	8157761	2009	311	41044000	0792	271	2810015070	1722	297
233000686R	1981	309	<b>Steyr</b>	<b>Nº ZEN</b>	<b>Pg.</b>	<b>Tigershark</b>	<b>Nº ZEN</b>	<b>Pg.</b>	2810015070	9186	314
233001379R	1981	309	6090926	0308	255	3008093	1036	280	2810015130	0947	277
233001596R	1981	309	<b>Steyr</b>	<b>Nº ZEN</b>	<b>Pg.</b>	3008327	1036	280	2810015130	1722	297
233002654R	1838	302	862183904	1983	310	3008536	1036	280	2810015130	9186	314
233003131R	1981	309	862183905	1983	310	<b>Toro</b>	<b>Nº ZEN</b>	<b>Pg.</b>	2810015140	0184	252
233003329R	1756	298	<b>Subaru</b>	<b>Nº ZEN</b>	<b>Pg.</b>	NN10268	0943	277	2810015180	0947	277
233003359R	1981	309	429916400	0517	261	<b>Towmotor</b>	<b>Nº ZEN</b>	<b>Pg.</b>	2810015180	1722	297
233003759R	1981	309	429916500	0517	261	88189	0567	263	2810015180	9186	314
233004682R	1981	309	429916700	0517	261	215861	0567	263	2810016020	0947	277
233004868R	1981	309	429916710	0517	261	215987	0567	263	2810016020	1722	297
233005513R	1981	309	829914120	0341	256	971561	0567	263	2810016020	9186	314

Toyota	Nº ZEN	Pg.	Toyota	Nº ZEN	Pg.	Toyota	Nº ZEN	Pg.	Toyota	Nº ZEN	Pg.
2810016080	0947	277	2810027050	1722	297	2810044050	1722	297	2810056030	1827	302
2810016080	1722	297	2810027050	9186	314	2810045020	0327	256	2810056060	1827	302
2810016080	9186	314	2810027060	0947	277	2810045021	0327	256	2810056070	1827	302
2810016110	0947	277	2810027060	1722	297	2810045030	9186	314	2810056071	1827	302
2810016110	1722	297	2810031010	0947	277	2810045031	9186	314	2810056100	1827	302
2810016270	0818	272	2810031010	1722	297	2810045032	9186	314	2810056101	1827	302
2810017080	1830	302	2810031625	1827	302	2810045033	0327	256	2810056110	1827	302
2810020550	9186	314	2810032021	0184	252	2810045033	0947	277	2810056111	1827	302
2810020551	9186	314	2810032080	1827	302	2810045033	1722	297	2810056120	1827	302
2810020552	9186	314	2810033011	0327	256	2810045050	0947	277	2810056131	1827	302
2810021030	0184	252	2810034044	9186	314	2810045050	1722	297	2810056132	1827	302
2810022010	0184	252	2810034052	9186	314	2810046030	1827	302	2810056140	1827	302
2810022011	0184	252	2810034060	0947	277	2810046040	0327	256	2810056150	1827	302
2810022012	0184	252	2810034060	1722	297	2810046040	1827	302	2810056151	1827	302
2810022020	0184	252	2810034060	9186	314	2810046100	0818	272	2810056161	1827	302
2810022021	0184	252	2810034070	0140	252	2810046120	0818	272	2810056171	1827	302
2810022022	0184	252	2810034080	0947	277	2810046140	0818	272	2810056180	1827	302
2810022060	1827	302	2810034080	1722	297	2810047020	0327	256	2810056181	1827	302
2810022060	9301	314	2810034080	9186	314	2810047030	1827	302	2810056220	1827	302
2810022061	1827	302	2810034100	0947	277	2810047060	1827	302	2810056221	1827	302
2810022090	1841	302	2810034100	1722	297	2810047090	1827	302	2810056222	1827	302
2810023010	0184	252	2810036020	0327	256	2810047091	1827	302	2810056240	1827	302
2810023012	0184	252	2810036040	0327	256	2810048011	1827	302	2810056241	1827	302
2810024012	0184	252	2810040011	0327	256	2810049090	0818	272	2810056242	1827	302
2810024020	0184	252	2810040012	0327	256	2810051031	0947	277	2810056260	1827	302
2810024022	0184	252	2810040013	0327	256	2810051031	1722	297	2810056270	1827	302
2810024030	0184	252	2810040015	0327	256	2810054010	1827	302	2810056281	1827	302
2810024031	0184	252	2810040040	0184	252	2810054010	9301	314	2810056290	1827	302
2810024060	0184	252	2810040041	0327	256	2810054023	1827	302	2810056320	1827	302
2810024061	0184	252	2810040050	0184	252	2810054032	1827	302	2810056330	1827	302
2810024070	0184	252	2810040061	0140	252	2810054042	1827	302	2810056340	1827	302
2810024080	0184	252	2810040290	1827	302	2810054052	1827	302	2810060010	0184	252
2810024090	0184	252	2810040291	1827	302	2810054061	1827	302	2810060042	0140	252
2810024100	0184	252	2810040510	1827	302	2810054061	9301	314	2810060070	0947	277
2810024680	0184	252	2810041010	0184	252	2810054090	1827	302	2810060070	1722	297
2810025010	0184	252	2810041011	0184	252	2810054090	9301	314	2810060070	9186	314
2810025011	0184	252	2810041013	0327	256	2810054100	0921	276	2810063020	0947	277
2810025012	0184	252	2810041020	0327	256	2810054100	1215	286	2810063020	1722	297
2810026020	0184	252	2810041060	0947	277	2810054120	1827	302	2810063020	9186	314
2810026021	0184	252	2810041060	1722	297	2810054130	1827	302	2810063050	0947	277
2810026022	0184	252	2810041060	9186	314	2810054140	1827	302	2810063050	1722	297
2810026031	0327	256	2810042010	0327	256	2810054160	1827	302	2810063050	9186	314
2810026043	9186	314	2810042020	0327	256	2810054170	0921	276	2810064010	1827	302
2810026053	9186	314	2810042021	0140	252	2810054170	1215	286	2810064010	9678	315
2810026061	9186	314	2810042021	0327	256	2810054190	1827	302	2810064040	9678	315
2810026063	9186	314	2810042040	0947	277	2810054210	1827	302	2810064070	1827	302
2810026070	9186	314	2810042040	1722	297	2810054220	1827	302	2810064070	9678	315
2810026100	9186	314	2810042050	0947	277	2810054250	1827	302	2810064080	1827	302
2810026110	9186	314	2810042050	1722	297	2810054300	1827	302	2810064090	1827	302
2810026120	9186	314	2810042800	1827	302	2810054320	1827	302	2810064100	1827	302
2810027010	0947	277	2810042800	9301	314	2810054370	1827	302	2810064100	9678	315
2810027010	1722	297	2810044030	0947	277	2810054380	9678	315	2810064110	9678	315
2810027030	0947	277	2810044030	1722	297	2810054390	1827	302	2810064130	9678	315
2810027030	1722	297	2810044041	0140	252	2810054430	1827	302	2810064140	9678	315
2810027050	0947	277	2810044050	0947	277	2810054470	1827	302	2810064190	9678	315

Toyota	Nº ZEN	Pg.	Unipoint	Nº ZEN	Pg.	Valeo	Nº ZEN	Pg.	Valeo	Nº ZEN	Pg.
2810064200	9678	315	STR8044	1723	297	D7E35	0965	278	438166	1812	301
2810064210	9678	315	United Technologies	Nº ZEN	Pg.	D7E37	0965	278	438169	2002	311
2810064310	9678	315	6743040	1453	287	D7E39	0965	278	438184	1930	307
2810072010	0947	277	6743240	1454	287	D7E43	1533	289	438186	1607	291
2810072010	1722	297	6767540	1453	287	D7E45	1533	289	438189	1812	301
2810072010	9186	314	6873740	1453	287	D7E47	1064	281	438225	2005	311
2810072020	0947	277	7005840	1453	287	D7E48	1064	281	455537	2020	312
2810072020	1722	297	10153340	1453	287	D7E52	0965	278	455899	1607	291
2810072020	9186	314	10153440	1453	287	D7E56	1534	289	455954	1607	291
2810072030	0947	277	10153540	1454	287	D7ES6	1534	289	458172	1607	291
2810072030	1722	297	Utms	Nº ZEN	Pg.	D7G11	1618	292	458178	1607	291
2810072040	0947	277	MFJ6501	0930	276	D7G26	1812	301	458185	1812	301
2810072040	1722	297	Valeo	Nº ZEN	Pg.	D7GS9	1930	307	458231	1930	307
2810072050	0947	277	D6G1	1752	298	D7R11	1074	282	458237	1812	301
2810072050	1722	297	D6G3	1752	298	D7R12	1023	280	458288	1958	308
2810072060	0947	277	D6G5	1752	298	D7R13	1023	280	458317	2026	312
2810072060	1722	297	D7E1	0965	278	D7R14	2017	311	458389	2005	311
2810072070	0947	277	D7E2	1152	283	D7R15	1074	282	458607	1958	308
2810072070	1722	297	D7E4	0843	273	D7R16	1023	280	458714	2005	311
2810072090	0947	277	D7E5	0965	278	D7R18	1023	280	495105	1755	298
2810072090	1722	297	D7E6	0843	273	D7R19	1458	287	495109	1934	307
2810072090	9186	314	D7E8	0843	273	D7R20	1023	280	495111	1915	306
2810072100	0947	277	D7G3	1812	301	D7R24	1074	282	495117	1788	300
2810072100	1722	297	D7R1	1074	282	D7R25	1023	280	501435	2001	311
2810072110	0947	277	D7R2	1074	282	D7R26	1023	280	849501	1989	310
2810072110	1722	297	D7R3	1074	282	D7R27	1023	280	BD7E10	1064	281
2810073010	0947	277	D7R4	1074	282	D7R28	1458	287	BD7E17	0843	273
2810073010	1722	297	D7R5	1023	280	D7R33	1074	282	D6GS11	1890	305
2810075050	0818	272	D7R8	1023	280	D7R34	1607	291	D6GS12	1890	305
2810075190	1813	301	D7R9	1023	280	D7R34	1692	295	D6GS13	1890	305
2810076060	0818	272	D8R1	1607	291	D7R40	1023	280	D6GS14	1891	305
2810076070	0818	272	D8R1	1692	295	D7R43	1023	280	D6RA12	0775	270
2810077090	1827	302	BD7R1	0843	273	D7R46	1023	280	D6RA16	0775	270
2810078502	1827	302	D6G32	1752	298	D7R49	1023	280	D6RA18	0775	270
2810087104	0184	252	D6G33	1752	298	D7R53	1607	291	D6RA20	0775	270
2810087601	1827	302	D6G98	1752	298	D7R53	1692	295	D6RA23	0775	270
2810087701	0341	256	D6RA5	0775	270	D7R56	1607	291	D6RA26	0775	270
2810087702	0341	256	D6RA6	0747	269	D7R57	1607	291	D6RA32	0747	269
2810087725	1895	305	D6RA6	0775	270	D7R61	2002	311	D6RA33	0747	269
2810096502	1827	302	D7E10	1064	281	D8R27	1023	280	D6RA37	0775	270
2830023040	1827	302	D7E11	1064	281	D8R49	1023	280	D6RA38	0775	270
2830023041	1827	302	D7E15	0843	273	D9R73	0656	266	D6RA39	0747	269
2830031960	1827	302	D7E16	0965	278	D9R89	0961	278	D6RA41	0775	270
28100045033	0327	256	D7E17	0843	273	D9R90	0647	266	D6RA45	0775	270
28100240012	0184	252	D7E18	0843	273	D9R91	0657	266	D6RA48	0747	269
28100240060	0184	252	D7E19	1064	281	D9R99	0647	266	D6RA51	0775	270
2810047090C	1827	302	D7E22	1064	281	D9R99	0961	278	D6RA53	0787	271
2810047090C	9301	314	D7E23	0965	278	ND161	1162	284	D6RA56	1209	286
281000D08084	1841	302	D7E24	0965	278	TS8E2	1763	298	D6RA57	0775	270
281000Q02100	1720	297	D7E27	1064	281	TS8E6	1763	298	D6RA59	0747	269
281002206171F	1827	302	D7E29	2023	312	VS573	1958	308	D6RA61	0747	269
TRW	Nº ZEN	Pg.	D7E31	2023	312	184202	2020	312	D6RA62	1209	286
LRS661	9702	315	D7E32	2023	312	188486	2020	312	D6RA63	0787	271
Unipoint	Nº ZEN	Pg.	D7E33	1533	289	438158	1607	291	D6RA66	0775	270
STR3302	1796	300	D7E34	1533	289	438162	1607	291	D6RA72	0775	270



Valeo	Nº ZEN	Pg.
D6RA76	1839	302
D6RA77	1839	302
D6RA78	1839	302
D6RA79	1839	302
D6RA82	1209	286
D6RA83	1209	286
D7RE46	1023	280
D7RS29	1926	306
D7RS30	1926	306
D7RS31	1926	306
D9E123	0287	254
D9R112	0961	278
D9R116	2020	312
D9R118	0961	278
D9R119	0961	278
D9R134	0656	266
D9R135	0961	278
D9R142	1162	284
D9R144	2020	312
D9R149	0961	278
FS10B2	1791	300
FS10B3	1735	297
FS10B4	1755	298
FS14B1	1787	300
FS14B2	1788	300
FS1832	1989	310
FS18N1	1989	310
TS10E1	1925	306
TS12E9	1756	298
TS18E1	1910	305
TS2232	1838	302
TS22E5	1838	302
TS22E8	1838	302
TS22E9	1838	302
1195239	1778	299
1195411	1788	300
1195921	1775	299
1195922	1775	299
1196228	1775	299
1201942	1777	299
1201952	1777	299
1202355	1872	304
1206997	1946	308
1250313	1771	299
1250902	1950	308
D6GC211	1873	304
D6GS14M	1891	305
D6RA101	1822	301
D6RA104	1822	301
D6RA105	1822	301
D6RA107	1209	286
D6RA110	1822	301
D6RA115	1822	301
D6RA133	1209	286
D6RA141	0787	271

Valeo	Nº ZEN	Pg.
D6RA162	1209	286
D6RA183	1209	286
D6RA511	0787	271
D6RA571	0787	271
D6RA572	0787	271
D6RA661	0787	271
D6RA721	0787	271
D7RS129	1926	306
TS12E10	1756	298
TS12E36	1765	299
TS14E15	1848	303
TS18E13	1812	301
TS22E20	1776	299
TS22E26	1758	298
TS22E5B	1838	302
TSC1010	1755	298
TSC1015	1755	298
TSC1018	2001	311
TSC10B1	1825	302
TSC10R6	1934	307
TSC10R7	1893	305
TSL1210	1915	306
93264950	0843	273
DSL42350	1607	291
TS12ER20	1891	305
TS12ER25	1891	305
TS14E110	1812	301
TS18ER20	2006	311
TS18ER21	2005	311
TS18ER22	2006	311
TS18ER23	2006	311
TS22ER12	1768	299
TS22ER13	1768	299
26024242A	1950	308
D13E117TE	0117	251
D13E118TE	0117	251
D13E119TE	0117	251
D13E120TE	0117	251
D13E121TE	0117	251
D13E122TE	0117	251
D13E123TE	0117	251
TS18ER121	2005	311
TS18ER20B	2006	311
3610042350	1607	291
361004A200	1872	304
8200225336	1618	292
ESW20ER121	1824	302
TS18ER123B	2006	311
8V2111000BC	1756	298
8V2111000BD	1756	298
8V2111000BE	1756	298
TM000A31201	0617	264
TM000A34001	1705	296
TM000A36101	1607	291
36100DSL42350	1607	291

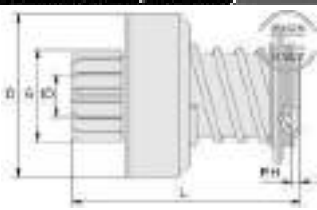
Valtra	Nº ZEN	Pg.
221561	1699	296
83645200	1699	296
83646400	1701	296
83646500	1698	295
Vauxhall	Nº ZEN	Pg.
3640268	1982	310
Visteon	Nº ZEN	Pg.
1C3U11000AA	1081	282
1C3U11000AB	1081	282
1C3U11000AC	1081	282
1C3U11000AD	1081	282
1C3U11000AE	1081	282
1C3Z11002AA	1081	282
2C2411000AA	1081	282
VM Motori	Nº ZEN	Pg.
35532063F	1992	310
35532064F	1992	310
Volga	Nº ZEN	Pg.
623708	1175	284
4216370801	1175	284
Volkswagen	Nº ZEN	Pg.
495107	1893	305
02M911024	1856	303
0AM991024	1978	309
02A911023L	0937	277
02E911024B	1985	310
2H0911023	1768	299
02M911021B	1891	305
02M911021H	1803	300
02M911021J	1934	307
02M911022F	1803	300
02M911023M	1891	305
02M911024M	2006	311
02M911024P	2006	311
02M911024Q	1803	300
02M911024R	1803	300
02T911021E	1893	305
02T911023E	1069	281
02T911023Q	1534	289
2TO911335	1091	282
02Z911023K	2005	311
02Z911023M	2005	311
02Z911023N	2005	311
02Z911023P	2005	311
02Z911024K	2005	311
5U0911023	1712	296
5U0911335	1712	296
068911024L	1930	307
069911023E	1480	288
06L911021A	1975	309
06L911021B	1975	309
06L911021X	1975	309
7B0911023	1970	309
0AM911022C	1803	300
0AM991024X	1978	309

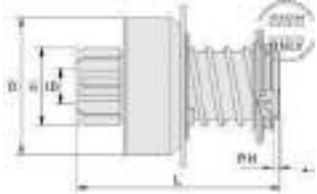
Volkswagen	Nº ZEN	Pg.
02E911023SX	1978	309
02M911022FX	1803	300
02M911023MX	1891	305
02M911024PX	2006	311
2W0911023C	1604	291
02Z911023KX	2005	311
02Z911023MX	2005	311
02Z911023NX	2005	311
02Z911023PX	2005	311
02Z911024KX	2005	311
5X0911023A	2016	311
068911024LX	1930	307
06L911021AX	1975	309
06L911021BX	1975	309
7B0911023C	1877	304
7X0911023B	1712	296
2H0911023AX	1768	299
7B0911023CXRMN	1877	304
Volvo	Nº ZEN	Pg.
240847	0308	255
241599	0308	255
243007	0308	255
243043	0308	255
243326	0308	255
420760	1827	302
1328391	9702	315
1328396	9702	315
1676822	1827	302
4785539	0308	255
4785541	0308	255
5003003	9702	315
8192262	1827	302
11127679	13462	318
132839-6	9702	315
20430564	13462	318
50030030	9702	315
5003003-0	9702	315
WAI	Nº ZEN	Pg.
21289HI	9702	315
22332MT	1548	290
Wapsa	Nº ZEN	Pg.
MPB1	0024	248
MPB1	1359	287
MPB2	0024	248
MPB2	1359	287
MPB3	0056	249
MPB4	0056	249
MPB5	0073	250
MPB9	0085	250
MPC1	0022	248
MPE1	0193	253
MPF6	0001	248
MPF7	0001	248
MPF8	0024	248
MPF8	1359	287

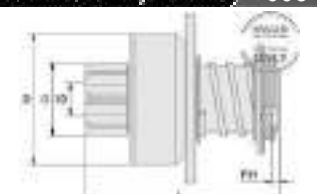
Wapsa	Nº ZEN	Pg.
MPN2	0024	248
MPN2	1359	287
MPT2	0025	248
MWC2	0084	250
MALF2	0001	248
MALF3	0001	248
MAL11	0022	248
MALP2	0024	248
MALP2	1359	287
MALT1	0025	248
MALW2	0001	248
MALW3	0001	248
MPB11	0024	248
MPB11	1359	287
MPB13	0084	250
MPB17	0024	248
MPB17	1359	287
MPB18	0024	248
MPB18	1359	287
MPB19	0025	248
MPB22	0070	250
MPB23	0024	248
MPB23	1359	287
MPB25	0193	253
MPB27	0193	253
MPB30	0085	250
MPB31	0024	248
MPB31	1359	287
MPB33	0024	248
MPB33	1359	287
MPB35	0126	251
MPB36	0114	251
MPB38	0125	251
MPB42	0085	250
MPB47	0186	253
MPB48	0186	253
MPB49	0024	248
MPB49	1359	287
MPB50	0024	248
MPB50	1359	287
MPB55	0070	250
MPB59	0024	248
MPB59	1359	287
MPB60	0024	248
MPB60	1359	287
MPB63	0024	248
MPB63	1359	287
MPB66	0505	261
MPB68	0085	250
MPB70	0024	248
MPB70	1359	287
MPC1N	0086	250
MPC69	0024	248
MPC69	1359	287
MPMF3	0024	248

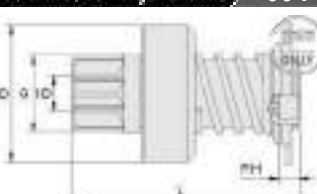
Wapsa	Nº ZEN	Pg.
MPMF3	1359	287
MPT2N	0025	248
MWB14	0104	250
MWB17	0348	256
MWB18	0328	256
MWB19	0329	256
MWB21	0328	256
MWB23	0293	255
MWB25	0293	255
MWV12	0192	253
MALBD1	0022	248
MALBD2	0022	248
MALMF2	0024	248
MALMF2	1359	287
MALTF1	0024	248
MALTF1	1359	287
MALTF2	0024	248
MALTF2	1359	287
MALW12	0001	248
MALW14	0001	248
MALW3N	0056	249
MWV12F	0192	253
MALMWM3	0025	248
MALMWM4	0025	248
MPJ1074	0024	248
MPJ1074	1359	287
Whatcom	Nº ZEN	Pg.
22958	1548	290
White	Nº ZEN	Pg.
207000396	0567	263
Wilson	Nº ZEN	Pg.
91251101	9702	315
Woodauto	Nº ZEN	Pg.
STR72029	9702	315
Worldwide	Nº ZEN	Pg.
16942	9702	315
17754	1548	290
Yale	Nº ZEN	Pg.
220002397	0567	263
220007252	0567	263
220007343	0567	263
220007347	0567	263
220007359	0567	263
220007362	0567	263
Yamaha	Nº ZEN	Pg.
6k8818071000	0754	269
Yanmar	Nº ZEN	Pg.
11913177010	1858	303
ZEN	Nº ZEN	Pg.
12716	0773	270
12723	1218	286
ZM	Nº ZEN	Pg.
8148001	1733	297
8148002	1733	297

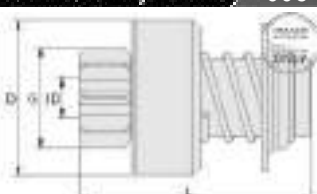
T	G	L	SPL	ID	D	RH	CW/CCW
Nº de Dentes # Of Pinon Teeth # De Los Dientes Del Pinón	Diâmetro Externo (mm) Pinon O.D. Piñon-Dimension	Comprimento (mm) Length Largo	Nº de Estrial # Of Splines # De Estrías	Diâmetro da Bucha (mm) Pinon I.D. Pinón-Dimensión Interna	Diâmetro da Capa (mm) Drive O.D. Dimensión Externa	Profundidade de Rebaixo Height of Rabbet Altura Del Rebajo	Horário/Anti Horário Clockwise/Counter Clockwise Horario/Antihorario

Nº ZEN	T	G	L	SPL	ID	D	RH	CW/CCW	Familia/Family/Familia	001
0108	9	25.8	64	10	12	46.7	2.5	Horário		
0111	11	29.5	64	10	12	46.5	2.5	Horário		
0292	9	25.8	64	10	11	46.5	2.5	Horário		
0325	9	25.8	62	10	12	46.5	3	Horário		
0361	9	29.64	64	10	12	46.5	2.5	Horário		
0417	9	34.8	64	10	12	54.5	2.5	Horário		
0442	9	25.8	64	10	12	46.7	3	Anti-horário		
0638	9	34.4	64	10	12	46.5	2.5	Horário		
0857	9	25.8	64	10	12	46.5		Horário		
0874	8	28.2	64.5	10	12	46.5	2.5	Horário		
0893	10	31.7	64	10	12	46.5	2.5	Horário		
0931	10	33	75	10	12	54.5		Horário		
0996	10	32	64	10	12	46.5	2.5	Horário		


Nº ZEN	T	G	L	SPL	ID	D	RH	CW/CCW	Familia/Family/Familia	002
0068	9	25.8	64	10	12	46.5	2.5	Horário		
0323	9	25.8	62	10	11	46.5	3	Anti-horário		

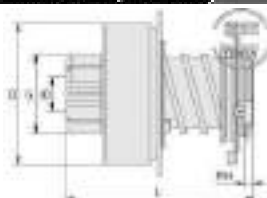
N° ZEN	T	G	L	SPL	ID	D	RH	CW/CCW	Familia/Family/Familia	003
0221	9	25.8	64	10	12	46.5	2.5	Horário		
0222	10	26.82	64	10	12	46.5	2.5	Horário		

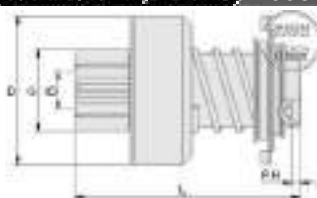
N° ZEN	T	G	L	SPL	ID	D	RH	CW/CCW	Familia/Family/Familia	004
0135	9	25.8	77	12	12	46.5	7	Horário		
0905	10	27.94	77	12	12	46.5	7	Horário		

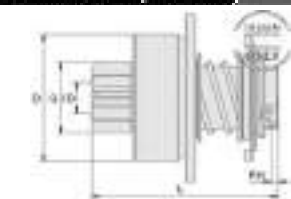
Nº ZEN	T	G	L	SPL	ID	D	RH	CW/CCW	Familia/Family/Familia	005
0162	9	29.64	64.5	9	12.06	46.6		Horário		
0238	9	25.8	64	9	12.06	46.5		Horário		
0445	9	25.8	61.5	9	12.06	46.5		Horário		


T	G	L	SPL	ID	D	RH	CW/CCW
Nº de Dentes # Of Pinon Teeth # De Los Dientes Del Pinón	Diâmetro Externo (mm) Pinon O.D. Piñon-Dimension	Comprimento (mm) Length Largo	Nº de Estrial # Of Splines # De Estrías	Diâmetro da Bucha (mm) Pinon I.D. Pinón-Dimensión Interna	Diâmetro da Capa (mm) Drive O.D. Dimensión Externa	Profundidade de Rebaixo Height of Rabbet Altura Del Rebajo	Horário/Anti Horário Clockwise/Counter Clockwise Horario/Antihorario


Nº ZEN	T	G	L	SPL	ID	D	RH	CW/CCW	Familia/Family/Familia	006
0053	9	25.8	71.8	12	12	46.5	7	Horário		
0455	10	27.94	71.8	12	12	46.5	7	Horário		
0681	9	29.64	70	12	12	46.5	7	Horário		

Nº ZEN	T	G	L	SPL	ID	D	RH	CW/CCW	Familia/Family/Familia	007
0065	9	25.816	62	10	11.08	46.3	3	Anti-horário		
0077	9	29.64	64	10	12	46.5	2.5	Horário		
0082	10	26.82	66	10	12	46.5	2.5	Horário		
0139	9	25.8	64	10	12	46.5	2.5	Horário		
0220	10	26.82	64	10	12	46.5		Horário		
0229	9	25.8	74	10	11	46.5	3	Anti-horário		
0307	9	25.8	64	10	12	46.5	2.5	Horário		
0345	9	25.8	64	10	12	46.7	3	Anti-horário		
0676	9	25.8	74	10	12	46.5	2.5	Horário		

Nº ZEN	T	G	L	SPL	ID	D	RH	CW/CCW	Familia/Family/Familia	008
0163	9	34.4	64	10	12	46.5	2.5	Horário		
0653	9	25.8	64	10	12	46.5	2.5	Horário		
0672	9	25.8	60	10	12	46.5		Horário		
0673	11	34.4	64	10	12	46.5	2.5	Horário		
0675	10	33	64	10	12	46.5	2.5	Horário		

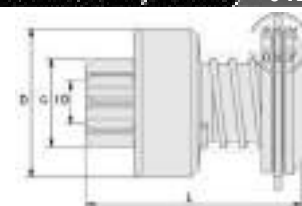
N° ZEN	T	G	L	SPL	ID	D	RH	CW/CCW	Familia/Family/Familia	009
0115	9	25.8	66	10	12	46.5	2.5	Horário		
0300	9	29.64	64.5	10	12	46.5	2.5	Horário		
0674	9	25.8	66	10	12	46.5	2.5	Horário		

Nº ZEN	T	G	L	SPL	ID	D	RH	CW/CCW	Familia/Family/Familia	010
0213	11	29.5	68	6	14	46.5		Horário		
0389	11	29.5	70.8	6	11.5	46.5	7	Horário		
0397	9	29.64	70.8	6	11.5	46.5	7	Horário		
0408	9	25.8	69	6	11.5	46.5	5	Horário		
0443	9	25.8	62.5	6	12	46.5	3	Horário		
0671	8	28.2	71	6	11.5	46.5	7	Horário		
0714	9	29.64	70.8	6	12	46.5	7	Horário		
0731	9	25.8	68.5	6	12	46.5	5	Horário		
0732	9	25.8	58	6	12	46.5		Horário		

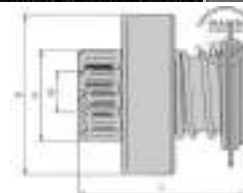
Nº ZEN	T	G	L	SPL	ID	D	RH	CW/CCW	Familia/Family/Familia	011
0540	11	29.5	66.5	6	14	46.5		Anti-horário		
0605	9	25.8	77	6	11	46.5		Anti-horário		
0888	11	41.99	98	3	14.29	59.9		Horário		

T	G	L	SPL	ID	D	RH	CW/CCW
Nº de Dentes # Of Pinon Teeth # De Los Dientes Del Pinón	Diâmetro Externo (mm) Pinon O.D. Piñon-Dimension	Comprimento (mm) Length Largo	Nº de Estrial # Of Splines # De Estrías	Diâmetro da Bucha (mm) Pinon I.D. Pinón-Dimensión Interna	Diâmetro da Capa (mm) Drive O.D. Dimensión Externa	Profundidade de Rebaixo Height of Rabbet Altura Del Rebajo	Horário/Anti Horário Clockwise/Counter Clockwise Horario/Antihorario

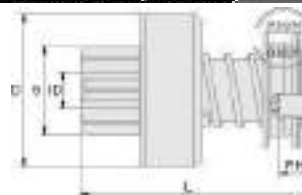
Nº ZEN	T	G	L	SPL	ID	D	RH	CW/CCW	Familia/Family/Familia	012
0608	9	35.5	81.5	6	17	60		Horário		



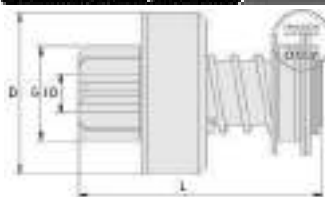
Nº ZEN	T	G	L	SPL	ID	D	RH	CW/CCW	Familia/Family/Familia	013
1104	9	34.8	62	10	12	60	11	Horário		
1117	9	25.8	62	10	12	54.3	11	Horário		
1477	9	29.64	62	10	12	54.3	11	Horário		



Nº ZEN	T	G	L	SPL	ID	D	RH	CW/CCW	Familia/Family/Familia	014
0101	11	41	89	10	14.3	60	20	Horário		
0105	9	34.8	91	10	14.3	60	13	Horário		
0118	10	40	91	10	14.26	60	13	Horário		
0153	13	46	91	10	14.26	60	13	Horário		
0301	9	34.8	91	10	14.26	60	25	Horário		
0302	10	40	91	10	14.26	60	25	Horário		
0303	12	46	94	10	14.3	60	13	Horário		
0304	10	32	91	10	14.26	60	25	Horário		
0308	9	34.8	91	10	14.26	60	13	Horário		
0310	9	34.8	75	10	14.3	60	6	Horário		
0312	9	34.8	75	10	14.3	60	6	Horário		
0313	12	46.3	75	10	14.3	60	6	Horário		
0315	9	34.8	91	10	14.3	60	13	Horário		
0316	11	41	91	10	14.3	60	25	Horário		
0319	9	25.8	73	10	12	54.5	6	Horário		
0392	11	41	91	10	14.3	60	13	Horário		
0497	10	32	91	10	14.26	60	13	Horário		
0661	10	39	91	10	14.3	60	13	Horário		
0748	10	37.8	91	10	14.3	60	13	Horário		
1364	9	34.8	91	10	14.3	60	13	Horário		
1372	10	37.8	91	10	14.3	60	13	Horário		

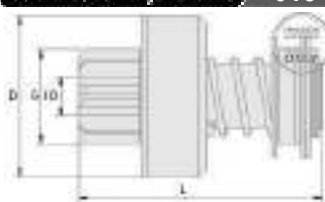


Nº ZEN	T	G	L	SPL	ID	D	RH	CW/CCW	Familia/Family/Familia	015
0228	9	25.8	71	10	12	54.5		Horário		
0291	9	34.8	74	10	14.26	60		Horário		
0320	9	29.64	74	10	14.3	54.5		Horário		
0365	9	36.5	74	10	14.3	60		Horário		
0366	9	34.8	74	10	14.3	60		Horário		
0367	9	34.8	91	10	14.3	60		Horário		
0378	11	41	91	10	14.3	60		Horário		
0418	10	40	91	10	14.26	60		Horário		
0419	10	39	91	10	14.3	60		Horário		
0447	11	41	73.5	10	14.2	60		Horário		
0460	10	27.2	74	10	14.26	54.5		Horário		
0496	9	34.8	84	10	14.3	54.5		Horário		
0528	12	46.3	74	10	14.3	60		Horário		
0538	10	37.8	91	10	14.26	60		Horário		
0635	10	32	91	10	14.26	60		Horário		
0648	9	34.8	91	10	14.26	60		Horário		
0668	10	40	84	10	14.3	54.5		Horário		
0677	10	40	74	10	14.3	54.5		Horário		
0760	11	41	91	10	14.3	60		Horário		
0764	11	35.8	74	10	14.3	60		Horário		

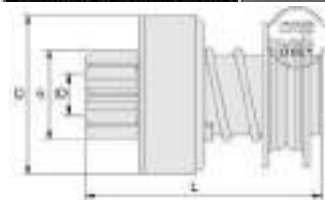


T	G	L	SPL	ID	D	RH	CW/CCW
Nº de Dentes # Of Pinon Teeth # De Los Dientes Del Pinón	Diâmetro Externo (mm) Pinon O.D. Piñon-Dimension	Comprimento (mm) Length Largo	Nº de Estrias # Of Splines # De Estrías	Diâmetro da Bucha (mm) Pinon I.D. Pinón-Dimensión Interna	Diâmetro da Capa (mm) Drive O.D. Dimensión Externa	Profundidade de Rebaixo Height of Rabbet Altura Del Rebajo	Horário/Anti Horário Clockwise/Counter Clockwise Horario/Antihorario

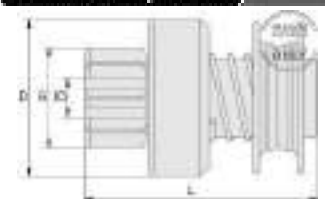
Nº ZEN	T	G	L	SPL	ID	D	RH	CW/CCW	Familia/Family/Familia	015
0784	9	29.64	91	10	14.3	60		Anti-horário		
0814	10	40	91	10	14.26	60		Horário		
0970	9	36.5	91	10	14.3	60		Horário		
1001	11	41	91	10	14.26	60		Anti-horário		
1002	11	35.8	91	10	14.26	60		Horário		
1003	10	40	74	10	14.26	60		Anti-horário		
1004	9	34.8	91	10	14.26	60		Anti-horário		
1005	9	34.8	74	10	14.26	60		Anti-horário		
1180	10	27.5	70.2	10	12	54.5		Horário		
1594	11	42	91	10	14.26	60		Horário		
1616	10	39.5	77	10	14.3	60		Horário		



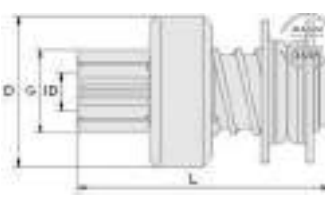
Nº ZEN	T	G	L	SPL	ID	D	RH	CW/CCW	Familia/Family/Familia	016
0216	9	36.5	76	12	14	54.5		Horário		
0245	9	25.8	59.5	9	12	46.5		Anti-horário		
0530	10	27.94	76	12	12	54.5		Horário		
1753	11	39.67	55.4	3	12.65	46.5		Horário		



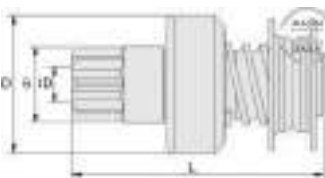
Nº ZEN	T	G	L	SPL	ID	D	RH	CW/CCW	Familia/Family/Familia	017
0104	9	25.8	72	6	12	46.5		Horário		
0114	12	46.3	108	6	11.26	60		Horário		
0126	9	25.8	72	6	12	46.5		Horário		
0158	9	25.8	70	9	12	46.5		Horário		
0192	9	25.8	64	3	11	46.5		Anti-horário		
0215	9	29.64	76	12	14	54.5		Horário		
0217	9	29.64	76	6	14	54.5		Horário		
0293	9	25.8	64	6	12	46.5		Horário		
0294	9	25.8	64	6	11	46.5		Anti-horário		
0433	9	25.8	69	3	12	43.5		Horário		
0458	9	29.64	55.5	6	12	41.5		Anti-horário		
0462	9	29.64	68	9	12	54.5		Horário		
0463	9	29.64	69	9	12	46.5		Horário		
0783	9	25.8	69	3	12	43.5		Horário		
1175	9	29.3	73.5	6	14.01	54.5		Horário		
1189	9	25.8	68.5	3	12	45.8		Horário		
1711	9	33.8	87.2	6	14.01	60.5		Horário		



Nº ZEN	T	G	L	SPL	ID	D	RH	CW/CCW	Familia/Family/Familia	018
0189	9	25.8	68	9	12	46.5		Horário		
0244	9	25.8	61.5	9	12	46.5		Horário		

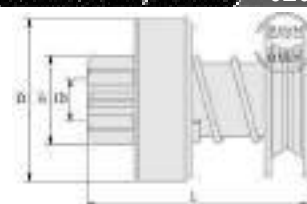


Nº ZEN	T	G	L	SPL	ID	D	RH	CW/CCW	Familia/Family/Familia	019
0461	10	27.2	78.5	9	12	46.5		Horário		

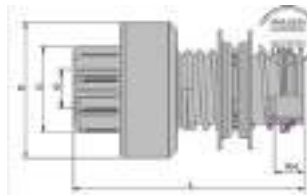


T	G	L	SPL	ID	D	RH	CW/CCW
Nº de Dentes # Of Pinon Teeth # De Los Dientes Del Pinón	Diâmetro Externo (mm) Pinon O.D. Piñon-Dimension	Comprimento (mm) Length Largo	Nº de Estrial # Of Splines # De Estriás	Diâmetro da Bucha (mm) Pinon I.D. Pinón-Dimensión Interna	Diâmetro da Capa (mm) Drive O.D. Dimensión Externa	Profundidade de Rebaixo Height of Rabbet Altura Del Rebajo	Horário/Anti Horário Clockwise/Counter Clockwise Horario/Antihorario

Nº ZEN	T	G	L	SPL	ID	D	RH	CW/CCW	Familia/Family/Familia	020
0001	9	29.64	73.5	6	14.3	54.5		Horário		
0005	9	29.64	73.5	6	14.3	46.5		Horário		
0010	9	25.8	75	6	12	46.2		Horário		
0013	9	25.8	75.5	3	12	46.2		Horário		
0020	9	25.8	80.5	3	12	46.2		Horário		
0022	9	29.64	100	6	14.26	46.5		Horário		
0024	10	40	79.5	6	14.29	60		Horário		
0025	9	34.8	76.5	6	14.3	60		Horário		
0039	10	40	96	6	14.3	60		Horário		
0041	11	41	102.5	6	14.3	60		Horário		
0045	9	25.8	80.5	6	12	46.2		Horário		
0051	12	46.3	96	3	14.3	60		Horário		
0052	9	29.64	95	3	14.3	60		Horário		
0056	9	29.64	73.5	6	12	46.5		Horário		
0070	12	37.26	92.5	6	12	46.5		Horário		
0073	9	29.64	87	6	12	46.5		Horário		
0084	13	47	79.5	6	14.26	60		Horário		
0085	9	34.8	79	6	14.26	60		Horário		
0086	9	29.64	97.5	6	12	46.5		Horário		
0093	10	40	96	3	14.29	60		Horário		
0112	10	32	96	3	14.26	60		Horário		
0125	13	47	89.5	3	14.29	60		Anti-horário		
0186	10	40	96.5	6	14.29	60		Horário		
0193	9	29.64	100	6	12	46.5		Horário		
0198	10	40	102.5	6	14.26	60		Horário		
0205	9	25.8	62	12	12	46.5		Horário		
0381	10	40	95.5	3	14.3	60		Anti-horário		
0454	10	32	80	3	14.26	60	5.5	Horário		
0505	10	40	106.5	6	14.29	60		Horário		
0522	10	27.94	80.5	3	12	46.2		Horário		
0627	10	39.5	77.5	6	14.26	60		Anti-horário		
0755	10	39.67	98	3	14.29	59.9	1.9	Horário		
0767	10	32.18	105.5	6	14.3	60		Horário		
0858	12	46.36	98	3	14.29	59.9	1.9	Horário		
0977	9	25.8	93	3	12	46.5		Anti-horário		
1184	9	25.8	80.5	3	12	46.2		Horário		
1351	10	32.18	106	3	14.3	59.9		Horário		
1359	10	40	79.5	6	14.3	60		Horário		
1784	10	37.8	89	6	15.01	60		Horário		
1785	12	46.4	89	6	15.01	60	6	Horário		
1818	9	35.5	76.4	12	14.01	59.2	13.3	Horário		
1819	10	32	98.2	11	14.01	59.2		Horário		
1928	10	32	96	3	14.26	60		Horário		

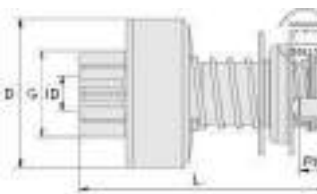


Nº ZEN	T	G	L	SPL	ID	D	RH	CW/CCW	Familia/Family/Familia	021
0015	9	29.64	77.5	3	14.26	46.6	10	Horário		
0028	9	34.8	90	3	14.29	54.5	10	Horário		
0034	9	34.8	91	3	14.26	60	13	Horário		
0043	10	40	87	3	14.26	60	13	Horário		
0044	9	25.8	78	3	12	46.6	10	Horário		
0046	9	25.8	90	3	12	45.5	10	Horário		
0059	11	41	92	3	14.26	60		Horário		
0060	10	40	91.5	3	14.26	60	10	Horário		
0061	13	46	92	3	14.26	60	10	Horário		
0062	9	34.8	77.5	3	14.26	46.6	10	Horário		
0092	9	34.8	86.5	3	14.26	60	12	Horário		
0224	10	37.8	90	3	14.26	54.5	10	Horário		
0227	11	41	90	3	14.26	54.5	10	Horário		
0318	9	34.8	90	10	14.26	54.5	18	Horário		
0709	9	34.8	90	3	14.26	54.5	10	Horário		
0831	9	25.8	79	12	12.51	54.5	10	Anti-horário		
0902	11	41	91	12	14.26	60	15	Horário		
1076	9	34.8	86.9	3	14.29	54.5	13	Horário		

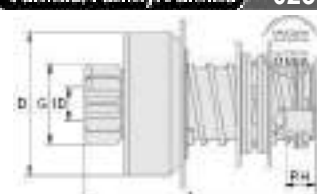


T	G	L	SPL	ID	D	RH	CW/CCW
Nº de Dentes # Of Pinon Teeth # De Los Dientes Del Pinón	Diâmetro Externo (mm) Pinon O.D. Piñon-Dimension	Comprimento (mm) Length Largo	Nº de Estrias # Of Splines # De Estrías	Diâmetro da Bucha (mm) Pinon I.D. Pinón-Dimensión Interna	Diâmetro da Capa (mm) Drive O.D. Dimensión Externa	Profundidade de Rebaixo Height of Rabbet Altura Del Rebajo	Horário/Anti Horário Clockwise/Counter Clockwise Horario/Antihorario

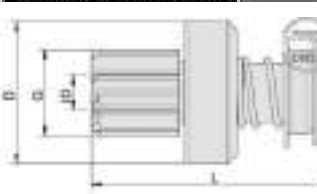
Nº ZEN	T	G	L	SPL	ID	D	RH	CW/CCW	Familia/Family/Familia	022
0225	9	34.8	92.5	3	14.26	60	10	Horário		
0226	11	41	92.5	3	14.3	60	10	Horário		



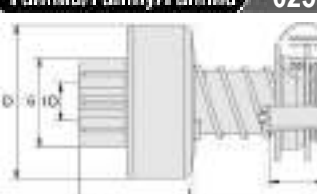
Nº ZEN	T	G	L	SPL	ID	D	RH	CW/CCW	Familia/Family/Familia	023
0006	9	29.64	74.5	3	14.26	46.5	10	Anti-horário		
0191	9	25.8	74.5	3	11	46.5	10	Anti-horário		




Nº ZEN	T	G	L	SPL	ID	D	RH	CW/CCW	Familia/Family/Familia	024
1682	9	36.8	100.4	10	14.26	60.5		Horário		




Nº ZEN	T	G	L	SPL	ID	D	RH	CW/CCW	Familia/Family/Familia	025
0440	9	34.8	95	10	15.05	60	7	Horário		



Nº ZEN	T	G	L	SPL	ID	D	RH	CW/CCW	Familia/Family/Familia	026
0141	9	29.64	62	10	13	46.5		Horário		
0160	9	29.64	74	3	12.06	46.5		Horário		
0161	9	25.8	74	3	12	46.5		Horário		
0183	9	25.8	60	9	12	46.5		Horário		
0744	8	27	64	2	12	40		Anti-horário		
0768	9	25.8	62.5	2	11.5	40		Anti-horário		
0769	9	25.8	65.5	6	11.5	40		Anti-horário		
1056	9	25.8	65	12	11.51	45.5		Horário		
1588	9	25.8	65	12	11.5	45.5		Anti-horário		



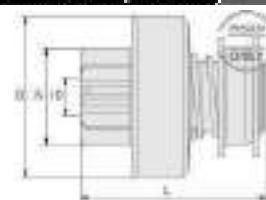
Nº ZEN	T	G	L	SPL	ID	D	RH	CW/CCW	Familia/Family/Familia	027
0376	9	33	69	12	14	60		Horário		
0448	9	36	69	12	14	60		Horário		
0539	10	39.5	69	12	14	60		Horário		
0561	9	34.8	77	6	14	60		Horário		
0580	11	40.5	69	12	14	60		Horário		
0684	9	34.8	69	12	14	60		Horário		
0785	15	44.5	69	12	14	60		Horário		
0901	11	40.5	77	12	16	60		Horário		
1073	9	34.8	83	10	14.3	60		Horário		



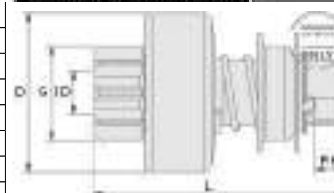


T	G	L	SPL	ID	D	RH	CW/CCW
Nº de Dentes # Of Pinon Teeth # De Los Dientes Del Pinón	Diâmetro Externo (mm) Pinon O.D. Piñon-Dimension	Comprimento (mm) Length Largo	Nº de Estrial # Of Splines # De Estriás	Diâmetro da Bucha (mm) Pinon I.D. Pinón-Dimensión Interna	Diâmetro da Capa (mm) Drive O.D. Dimensión Externa	Profundidade de Rebaixo Height of Rabbet Altura Del Rebajo	Horário/Anti Horário Clockwise/Counter Clockwise Horario/Antihorario

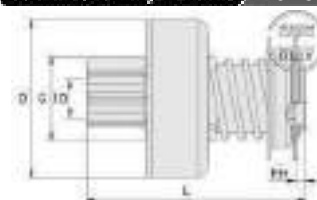
Nº ZEN	T	G	L	SPL	ID	D	RH	CW/CCW	Familia/Family/Familia	027
1600	10	40	82	10	14.26	60		Horário		
1951	11	41	82	10	14.26	60		Horário		
2021	9	34.8	76.5	10	14.26	60		Horário		
2027	10	37.8	82	10	14.26	60		Horário		



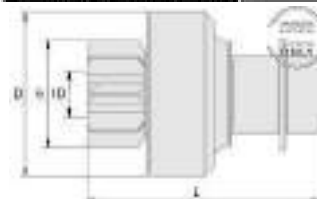
Nº ZEN	T	G	L	SPL	ID	D	RH	CW/CCW	Familia/Family/Familia	028
0953	9	35.5	88	3	16.1	60	10	Horário		



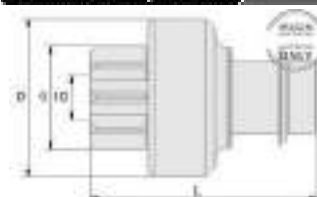
Nº ZEN	T	G	L	SPL	ID	D	RH	CW/CCW	Familia/Family/Familia	029
0629	10	32	85	12	14	60	4	Horário		
0645	10	32	85	12	13.01	60	4	Horário		
0649	10	40	85	12	14	60	4	Horário		
0650	12	46.3	85	12	14.01	60	4	Horário		
0651	9	34.4	85	12	14	60	4	Horário		
0663	9	36	78	12	14.01	60		Horário		
0850	9	36.5	80	12	14	60	4	Horário		
0895	9	36	71	12	13	60	4	Horário		
1059	9	34.8	83	10	14.3	60	10	Horário		
1060	10	40	85	10	14.26	60	10	Horário		
1194	10	32	85	12	14	60	4	Horário		
1195	10	40	85	12	14	60	4	Horário		
1196	12	46.3	85	12	14	60	4	Horário		
1197	9	34.4	85	12	14	60	4	Horário		
1198	9	29.64	85	12	13	60	4	Horário		
1574	11	41	85	12	14.26	60	4	Horário		



Nº ZEN	T	G	L	SPL	ID	D	RH	CW/CCW	Familia/Family/Familia	030
0144	9	29.64	60.5	8	12.8	45.5		Horário		
0352	8	28.2	60.5	8	12.8	45.9		Horário		
0426	11	34.8	60.5	8	12.8	45.9		Horário		
0427	10	40	60.5	8	12.8	45.5		Anti-horário		
1872	11	34.8	46.9	8	12.06	48.7		Horário		
1946	11	34.4	46.9	8	12.06	48.7		Horário		
1997	10	27.94	44	6	12	45.5		Horário		



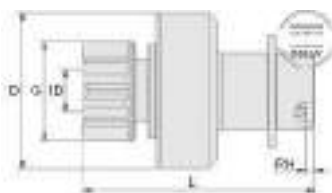
Nº ZEN	T	G	L	SPL	ID	D	RH	CW/CCW	Familia/Family/Familia	032
0340	9	29.64	60.5	8	12.8	45.5		Horário		

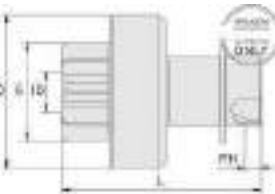


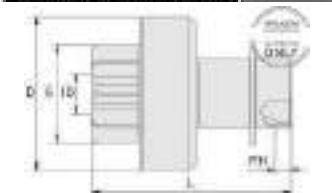
T	G	L	SPL	ID	D	RH	CW/CW
Nº de Dentes	Diâmetro Externo (mm)	Comprimento (mm)	Nº de Estrial	Diâmetro da Bucha (mm)	Diâmetro da Capa (mm)	Profundidade de Rebaixo	Horário/Anti Horário
# Of Pinon Teeth	Pinon O.D.	Length	# Of Splines	Pinon I.D.	Drive O.D.	Height of Rabbet	Clockwise/Counter Clockwise
# De Los Dientes Del Piñón	Piñon-Dimension	Largo	# De Estrías	Piñón-Dimensión Interna	Dimensión Externa	Altura Del Rebajo	Horario/Anthorario


Nº ZEN	T	G	L	SPL	ID	D	RH	CW/CWV
1518	9	25.8	62.5	12	12	60	3.5	Horário
1526	11	34.5	92	12	14.2	60		Anti-horário
1948	13	46	107.5	16	17.03	72.2		Horário

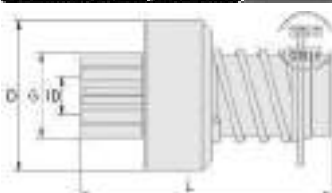
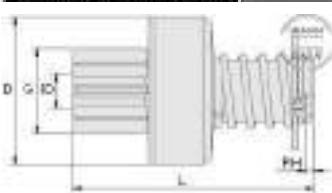
Família/Family/Familia **033**



Nº ZEN	T	G	L	SPL	ID	D	RH	CW/CCW	Familia/Family/Família	034
0549	9	32.2	70.5	3	14.3	60			Horário	
0756	11	30	61.5	6	12	46.2	2.5		Horário	
0770	9	25.8	45	6	12	43.5	1.5		Horário	
0774	9	25.8	61.5	6	12	46.2	2.5		Horário	
0809	9	29.6	53.5	5	11	43.5	2		Horário	
0841	9	29.6	53.5	5	11	41.5	2		Horário	
0843	8	23.92	44	5	11	46	1		Horário	
0854	8	24.7	64	6	12	43.5	1.5		Anti-horário	
0950	9	29.6	53.5	5	11	41.5	2.12		Anti-horário	
0958	11	30	47	6	12	46.5	1.5		Horário	
0965	9	25.82	41	5	11	46	2.3		Horário	
1064	8	23.92	41	5	10.99	46.5	1		Horário	
1082	12	31.8	47	6	12	46.5			Horário	
1152	9	25.4	43	5	11	46.5	1		Horário	
1482	9	29.6	47	6	12	46.5	1.5		Horário	
1605	8	28.2	45.5	6	12.06	43.5	1.5		Anti-horário	
1620	8	28.2	64	6	12.06	43.5	1.5		Anti-horário	
1704	8	28	55.8	4	12	46.7			Horário	
1734	9	29.6	64.2	5	11	43.7	2		Horário	
1801	8	23.46	43.8	12	10.69	45.3			Horário	
1959	10	32.6	46.9	6	12	46.5			Horário	

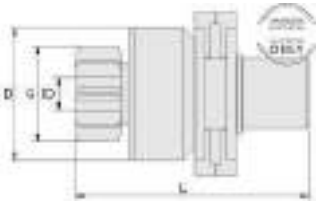


Nº ZEN	T	G	L	SPL	ID	D	RH	CW/CCW	Familia/Family/Família	035
0054	9	25.8	77	3	12	46.6		Horário		
0102	10	40	95	3	15	60		Horário		
0441	9	34.8	95	3	15	60		Horário		
0459	10	27.5	80	3	14	60		Horário		
0492	10	32	95	3	15	60		Horário		
0720	9	29.64	80	3	14	60		Horário		
0771	10	27.5	67.5	3	14	60		Horário		
0772	9	34.8	75.5	3	15	60		Horário		
0826	10	40	75.5	3	15	60		Horário		
0868	10	27.5	80	3	14	60		Horário		
1507	9	34.8	71.5	10	14.26	60.4		Horário		
1615	10	39.5	68	10	12.06	60		Horário		

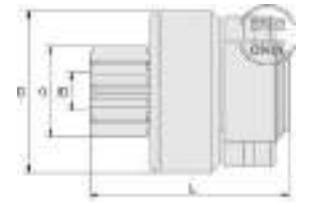
[illegible]

T	G	L	SPL	ID	D	RH	CW/CCW
Nº de Dentes # Of Pinon Teeth # De Los Dientes Del Pinón	Diâmetro Externo (mm) Pinon O.D. Piñon-Dimension	Comprimento (mm) Length Largo	Nº de Estrial # Of Splines # De Estrías	Diâmetro da Bucha (mm) Pinon I.D. Pinón-Dimensión Interna	Diâmetro da Capa (mm) Drive O.D. Dimensión Externa	Profundidade de Rebaixo Height of Rabbet Altura Del Rebajo	Horário/Anti Horário Clockwise/Counter Clockwise Horario/Antihorario

Nº ZEN	T	G	L	SPL	ID	D	RH	CW/CCW	Familia/Family/Familia	037
0049	12	37.26	75.5	6	12	46.6		Horário		
0050	10	33.02	75	6	12	46.6		Horário		
0495	10	33	75.5	6	12	46.5		Horário		
0609	9	29.64	74.5	6	12	46.5		Horário		



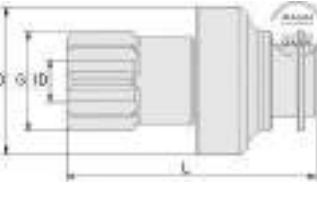
Nº ZEN	T	G	L	SPL	ID	D	RH	CW/CCW	Familia/Family/Familia	038
0786	9	25.8	64	6	11.5	46.5	4.5	Horário		
0878	11	29.5	52.5	10	12	46.5		Horário		
0969	9	29	52.5	10	12	46.5		Horário		
1206	9	25.8	64	6	11.5	46.5	4.5	Horário		
1227	9	25.8	64	6	11.5	46.5	4.5	Horário		



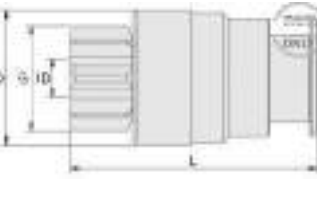
Nº ZEN	T	G	L	SPL	ID	D	RH	CW/CCW	Familia/Family/Familia	039
0064	10	40	70	3	17	60		Horário		
0067	10	40	73	3	17	60		Horário		
0096	10	40	70	12	17	60		Horário		
0134	13	46	73	12	17	60		Horário		
0150	10	40	73	12	17	60		Horário		
0155	10	40	73	12	17	60		Horário		
0322	10	40	70	3	17	60		Horário		
0398	13	46	70	12	17	60		Horário		
0411	11	39.5	73	12	17	60		Horário		
0449	9	36.5	73	12	14.3	60		Horário		
0480	10	40	70	12	17.03	60		Horário		
0507	11	39.5	73	3	17	60		Horário		
0541	13	46	70	12	17	60		Horário		
0594	9	35.5	73	12	14.3	60		Horário		
0615	11	39.5	73	3	17	60		Anti-horário		
1516	10	32.1	90.5	12	14.26	60		Horário		
1707	10	39.5	89.6	12	14.26	60.4		Horário		
1731	9	36.5	89	12	17.03	60.5		Horário		
1854	10	39.5	89.6	10	14.26	60.4		Horário		



Nº ZEN	T	G	L	SPL	ID	D	RH	CW/CCW	Familia/Family/Familia	040
0286	10	40	100	12	17	60		Horário		
0485	11	41	100	12	17	60		Horário		
0486	10	40	100	12	17.03	60		Horário		
0506	10	40	100	3	17	60		Horário		
0557	11	41	100	12	17.03	60		Horário		
0591	10	32	100	12	14.3	60		Horário		
1502	11	41	95.5	12	14.26	60		Horário		

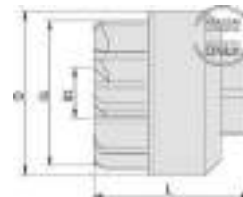


Nº ZEN	T	G	L	SPL	ID	D	RH	CW/CCW	Familia/Family/Familia	041
0434	10	40	102	4	17.03	60		Horário		
0607	12	46.3	102	4	17	60		Horário		
0813	10	40	108.5	4	17	60		Horário		
0948	10	40	104	18	17	60		Horário		

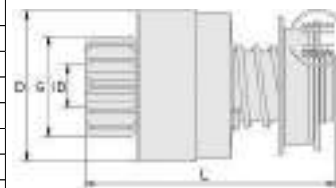


T	G	L	SPL	ID	D	RH	CW/CCW
Nº de Dentes # Of Pinon Teeth # De Los Dientes Del Pinón	Diâmetro Externo (mm) Pinon O.D. Piñon-Dimension	Comprimento (mm) Length Largo	Nº de Estrial # Of Splines # De Estrías	Diâmetro da Bucha (mm) Pinon I.D. Pinón-Dimensión Interna	Diâmetro da Capa (mm) Drive O.D. Dimensión Externa	Profundidade de Rebaixo Height of Rabbet Altura Del Rebajo	Horário/Anti Horário Clockwise/Counter Clockwise Horario/Antihorario

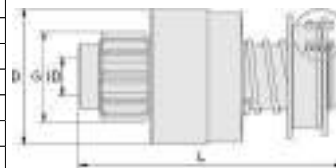
Nº ZEN	T	G	L	SPL	ID	D	RH	CW/CCW	Familia/Family/Familia	042
1656	9	36.3	37.5	6	13.1	39.5		Anti-horário		
1668	9	22	36.8	6	9.7	40.7		Anti-horário		
1669	8	27	36.8	6	12.2	40.7		Anti-horário		
1670	9	29.3	37.5	6	12.2	39.5		Anti-horário		
1673	10	32.1	37.5	6	13.05	39.5		Anti-horário		



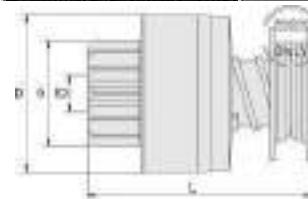
Nº ZEN	T	G	L	SPL	ID	D	RH	CW/CCW	Familia/Family/Familia	043
0670	13	40	100	10	17	60		Horário		
0721	10	40	85.5	12	14.01	60	4.5	Horário		
0722	10	32	85.5	12	14	60	4.5	Horário		
0723	12	46.3	85.5	12	14	60	4.5	Horário		
0894	11	40.6	84	12	15	60	4.5	Horário		
0985	9	36.5	85.5	12	14	60	4.5	Horário		
1112	9	36.5	85.5	12	14	60	4.5	Horário		



Nº ZEN	T	G	L	SPL	ID	D	RH	CW/CCW	Familia/Family/Familia	044
0669	13	40	109	10	17	60		Horário		



Nº ZEN	T	G	L	SPL	ID	D	RH	CW/CCW	Familia/Family/Familia	045
0566	12	46.3	96	3	14.3	60		Horário		
0567	9	29.64	96	3	14.26	60		Horário		
0568	10	40	96	3	14.26	60		Horário		
0624	12	46.3	98.5	3	14.3	60		Horário		
0625	10	39.5	98.5	3	14.3	60		Horário		

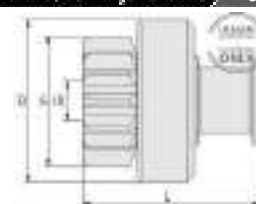


Nº ZEN	T	G	L	SPL	ID	D	RH	CW/CCW	Familia/Family/Familia	046
0991	9	35.5	61	10	12	60		Horário		
1090	10	32.1	80	10	14	60		Horário		
1091	10	37.8	80	10	14	60		Horário		
1092	10	37.8	80.5	6	15	60		Horário		
1098	11	40	75	16	17.03	60		Horário		
1523	12	46.3	78.5	6	15	60		Horário		
1595	10	40	80	6	15	60		Horário		
1596	9	34.8	80	10	14.01	60		Horário		
1602	10	40	60.5	10	14.06	60		Horário		
1603	12	46.3	76	6	15	60		Horário		
1604	10	32	77	6	15	60		Horário		
1622	10	40	74	10	14.1	60		Horário		
1623	10	32.1	77.5	10	14.01	60		Horário		
1635	9	37.18	60.9	10	12.06	60		Horário		
1637	10	40	80	10	14.01	60.4		Horário		
1648	12	46.3	80.5	6	15	60		Horário		
1651	9	34.8	80.5	6	15	60		Horário		
1684	10	32.6	80	10	14.01	60.5		Horário		
1719	10	40	74.9	6	15	59.5		Horário		
1726	11	41	80.4	6	15	59.5		Horário		
1729	11	39.67	80	10	14.01	60.5		Horário		

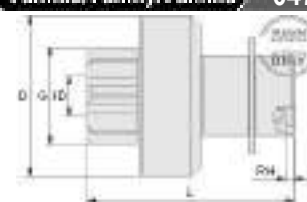


T	G	L	SPL	ID	D	RH	CW/CCW
Nº de Dentes # Of Pinon Teeth # De Los Dientes Del Pinón	Diâmetro Externo (mm) Pinon O.D. Piñon-Dimension	Comprimento (mm) Length Largo	Nº de Estrial # Of Splines # De Estrías	Diâmetro da Bucha (mm) Pinon I.D. Pinón-Dimensión Interna	Diâmetro da Capa (mm) Drive O.D. Dimensión Externa	Profundidade de Rebaixo Height of Rabbet Altura Del Rebajo	Horário/Anti Horário Clockwise/Counter Clockwise Horario/Antihorario

Nº ZEN	T	G	L	SPL	ID	D	RH	CW/CCW	Familia/Family/Familia	046
1733	11	39.67	74	10	14.01	60.5		Horário		
1881	12	37.18	80.4	6	15	60		Horário		
1924	11	34.4	65.8	10	14.26	54.6		Horário		
2003	10	32	80.4	6	15	60		Horário		

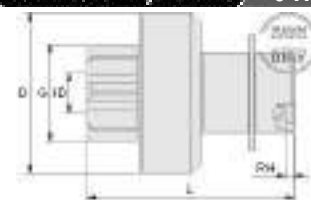


Nº ZEN	T	G	L	SPL	ID	D	RH	CW/CCW	Familia/Family/Familia	047
0184	9	29.64	64	10	12.51	46.6	7	Horário		
0248	9	25.8	59.5	12	12	46.5		Horário		
0285	9	25.8	60	9	12	46.5		Anti-horário		
0450	8	28.2	55.5	8	12	46.5		Horário		
0499	8	28	60	10	12.51	46.5	2.5	Horário		
0519	8	28.2	70.5	8	12	46.5		Anti-horário		
0545	8	28.2	64	10	12.6	46.6	7	Horário		
0554	9	29.5	65	10	12.51	46.5	2.5	Horário		
0571	10	27.94	61.5	9	12	46.5		Horário		
0576	8	28.2	60	10	12.5	46.5	2.5	Horário		
0584	9	29.64	55.5	8	12	46.5		Horário		
0636	8	28.2	56	8	12	46.5		Anti-horário		
0686	8	28.2	82	10	12.5	46.5	2.5	Anti-horário		
0779	9	25.8	64	6	11.5	46.5	3.5	Horário		
0808	8	28.2	53.5	5	11	43.5	2	Horário		
0830	8	28.2	53.5	5	11	41.5	2	Horário		
0832	9	29.64	77	10	12.5	46.5	2.5	Horário		
0836	9	25.8	55	8	12	46.5		Horário		
0853	8	28.2	70.5	8	12	46.5		Horário		
0940	8	24.7	70.5	8	12	45.5		Anti-horário		
0943	9	38.4	71	8	12	46.3		Anti-horário		
0975	23	54.4	51	10	12	48.7		Horário		
0999	8	23.6	64	6	11.5	46.5	3.5	Horário		
1054	8	28	56	8	12	46.5		Anti-horário		
1113	9	29	50	10	12	48.7		Horário		
1169	11	29.5	51	10	12.06	48.18		Horário		
1484	9	25.8	60	6	11.5	46.5	3	Horário		
1496	9	25.8	84.5	12	12.06	46.5		Anti-horário		
1504	9	25.8	52	12	12.1	46.5		Horário		
1509	8	28.2	52	12	12.1	43.5		Horário		
1561	9	25.4	47.5	10	12	46.5		Horário		
1618	10	32.18	45.5	10	12.06	48.7		Horário		
1715	9	25.8	52	12	12.06	43.5		Horário		
1718	11	35.4	50.5	10	12.06	48.9		Horário		
1725	8	28	61.5	10	12	46.5	2.5	Anti-horário		
1727	10	31.8	56	8	12.06	46.5		Horário		
1744	11	39.67	62	5	12.51	46.6	1	Horário		
1752	9	25.82	45.5	10	12	48.9		Horário		
1756	10	28.15	45.5	10	12	48.9		Horário		
1758	11	29.38	45	8	12	48.9		Horário		
1765	9	29.64	45.8	10	12	48.9		Horário		
1776	9	28	45.13	8	12	48.9		Horário		
1777	10	27.94	55.8	8	12	45.5		Horário		
1778	8	28.2	55.8	8	12	45.5		Horário		
1794	11	34.8	48.3	6	12	46.1		Horário		
1797	8	28.2	60	12	12.06	43.5		Anti-horário		
1800	8	28.2	48.5	6	12	46.5	1.5	Horário		
1812	11	29.38	45	10	12	48.9		Horário		
1838	10	32.18	45.4	8	12.06	48.7		Horário		
1839	8	28.2	51.5	10	12	46.5		Horário		
1840	9	36.3	60.9	12	12.1	46.6		Horário		
1857	9	35.5	50.8	10	12.06	46.5		Horário		
1873	8	28.2	60.1	10	12	44.7		Anti-horário		
1880	10	31.8	64	6	12	43.5	1.5	Anti-horário		
1884	11	39	50.5	10	12	49		Horário		

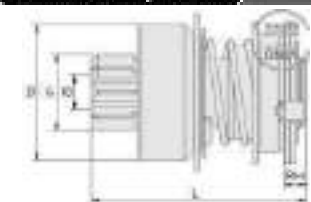


T	G	L	SPL	ID	D	RH	CW/CCW
Nº de Dentes # Of Pinon Teeth # De Los Dientes Del Pinón	Diâmetro Externo (mm) Pinon O.D. Piñon-Dimension	Comprimento (mm) Length Largo	Nº de Estrial # Of Splines # De Estrías	Diâmetro da Bucha (mm) Pinon I.D. Pinón-Dimensión Interna	Diâmetro da Capa (mm) Drive O.D. Dimensión Externa	Profundidade de Rebaixo Height of Rabbet Altura Del Rebajo	Horário/Anti Horário Clockwise/Counter Clockwise Horario/Antihorario

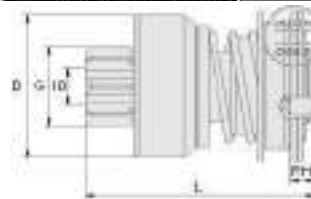
Nº ZEN	T	G	L	SPL	ID	D	RH	CW/CCW	Familia/Family/Familia	047
1886	10	27.5	50.6	6	12.06	48.7		Horário		
1925	8	27.2	44.5	5	11	46.1	2.3	Horário		
1970	10	27.94	53.5	5	11	43.5	2	Horário		
1976	9	25.9	44	8	12	46.5		Horário		
2010	12	37.6	50.5	10	12	49		Horário		
2023	8	27.2	44.3	5	11	46.3	1.5	Horário		
2026	8	28	63	6	11.51	46.5	3	Horário		
2028	9	27.5	44	8	12	46.5		Horário		



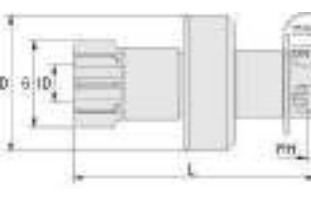
Nº ZEN	T	G	L	SPL	ID	D	RH	CW/CCW	Familia/Family/Familia	048
0119	9	29.64	66.5	10	12.51	46.5	7	Anti-horário		
0120	9	25.8	70.8	6	11.5	46.5	7	Horário		
0131	9	25.8	66.5	10	11	46.5	7	Anti-horário		



Nº ZEN	T	G	L	SPL	ID	D	RH	CW/CCW	Familia/Family/Familia	049
0080	9	25.8	68.5	10	12	46.3	7	Horário		
0223	9	29.64	69	10	12	46.5	7	Horário		
0362	10	26.82	68.5	10	12	46.5	7	Horário		



Nº ZEN	T	G	L	SPL	ID	D	RH	CW/CCW	Familia/Family/Familia	050
0140	9	29.64	82	10	12.5	46.6	2.5	Horário		
0327	9	29.64	86	10	12.5	46.6	7	Horário		
0339	9	25.8	82	10	12.5	46.5	2.5	Horário		
0341	9	29.64	86	10	12.5	46.5	7	Anti-horário		
0342	8	27.6	86	10	12.5	46.5	7	Anti-horário		
0343	9	34.8	82	10	12.5	46.5	2.5	Horário		
0353	9	29.64	82	10	12.5	46.5		Horário		
0498	8	28.2	82	10	12.5	46.5	2.5	Horário		
0517	8	28	82	10	12.51	46.5	2.5	Anti-horário		
0765	8	24.7	82	10	12.51	46.5	2.5	Anti-horário		
0906	9	33	73.5	6	12	46.5		Horário		
0951	8	28.2	75	5	11	41.5	2.12	Anti-horário		
1759	9	29.6	75	5	11	41.5	2	Horário		
1895	8	24.7	75	5	11	41.5	2.12	Anti-horário		
1988	12	37.18	75.3	5	11	41.5	2.12	Anti-horário		



Nº ZEN	T	G	L	SPL	ID	D	RH	CW/CCW	Familia/Family/Familia	051
0097	12	46.3	120.1	19	15.9	58.4		Horário		
0110	11	56.7	120.1	19	15.9	58.4		Horário		
0117	12	46.3	120.1	19	19	58.4		Horário		
0182	13	49.7	120.1	19	15.9	58.4		Horário		
0188	11	56.7	120.1	19	19	58.4		Horário		
0622	12	46.3	118	19	15.9	58.9		Horário		
0626	11	56.7	120.1	19	15.94			Anti-horário		
0776	12	46.3	118	19	19	58.4		Horário		
0778	11	56.7	118	19	19	58.4		Horário		
0879	13	49.7	118	19	19	58.4		Horário		
0914	12	46.3	120.1	19	15.9			Anti-horário		
0920	11	42	118	19	15.9	58.4		Horário		
0930	11	56.7	118	19	19	58.4		Anti-horário		
1013	10	39.67	102	19	15.9	58.4		Horário		
1114	11	47.6	118.5	19	19.15	58.4		Horário		



T	G	L	SPL	ID	D	RH	CW/CCW
Nº de Dentes # Of Pinon Teeth # De Los Dientes Del Pinón	Diâmetro Externo (mm) Pinon O.D. Piñon-Dimension	Comprimento (mm) Length Largo	Nº de Estrial # Of Splines # De Estriás	Diâmetro da Bucha (mm) Pinon I.D. Pinón-Dimensión Interna	Diâmetro da Capa (mm) Drive O.D. Dimensión Externa	Profundidade de Rebaixo Height of Rabbet Altura Del Rebajo	Horário/Anti Horário Clockwise/Counter Clockwise Horario/Antihorario

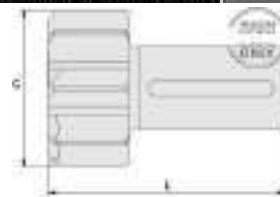
Nº ZEN	T	G	L	SPL	ID	D	RH	CW/CCW	Familia/Family/Familia	051
1190	10	40.4	118	19	15.9			Horário		
1204	11	56.7	118	19	19	58.4		Horário		
1205	12	46.3	102	19	15.9	58.4		Horário		
1210	11	56.7	102	19	15.9	58.4		Horário		
1353	12	37.25	101	19	15.9			Horário		
1521	11	41.5	102	19	15.9	58.4		Horário		
1573	12	43.7	118	19	15.9	58.4		Horário		
1866	12	46.3	118	19	19.08	58.4		Anti-horário		



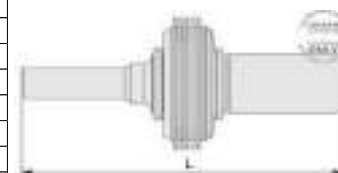
Nº ZEN	T	G	L	SPL	ID	D	RH	CW/CCW	Familia/Family/Familia	052
0555	12	46.3	170	19	15.9	58.4		Horário		
0556	11	56.7	170	19	15.9	58.4		Horário		



Nº ZEN	T	G	L	SPL	ID	D	RH	CW/CCW	Familia/Family/Familia	054
0290	11	41	75					Horário		



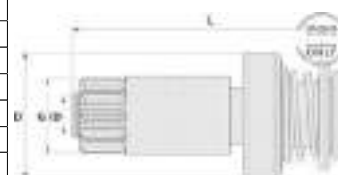
Nº ZEN	T	G	L	SPL	ID	D	RH	CW/CCW	Familia/Family/Familia	058
0133			166	21		75.5				



Nº ZEN	T	G	L	SPL	ID	D	RH	CW/CCW	Familia/Family/Familia	060
1671	10	32.1	38	6	12.2	43.1		Anti-horário		
1672	9	36.3	38	6	12.2	43.1		Anti-horário		

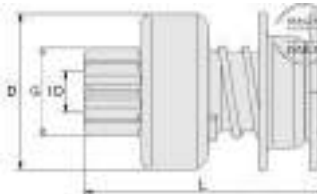


Nº ZEN	T	G	L	SPL	ID	D	RH	CW/CCW	Familia/Family/Familia	062
1632	10	27.94	80.5	16	14.24	46.5		Anti-horário		
1685	10	27.94	91	16	11	45.8		Anti-horário		
1914	9	29.6	88.1	16	11	47.8		Horário		
1978	11	27.5	92.8	16	11	45.8		Anti-horário		
1993	10	27.94	83	16	14.24	45.8		Horário		

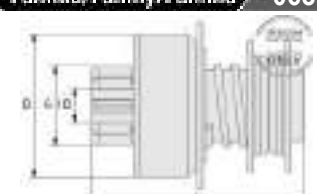


T	G	L	SPL	ID	D	RH	CW/CCW
Nº de Dentes # Of Pinon Teeth # De Los Dientes Del Pinón	Diâmetro Externo (mm) Pinon O.D. Piñon-Dimension	Comprimento (mm) Length Largo	Nº de Estrial # Of Splines # De Estrías	Diâmetro da Bucha (mm) Pinon I.D. Pinón-Dimensión Interna	Diâmetro da Capa (mm) Drive O.D. Dimensión Externa	Profundidade de Rebaixo Height of Rabbet Altura Del Rebajo	Horário/Anti Horário Clockwise/Counter Clockwise Horario/Antihorario

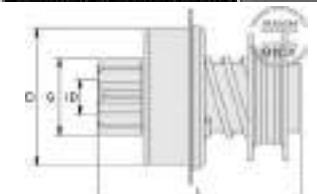
Nº ZEN	T	G	L	SPL	ID	D	RH	CW/CCW	Familia/Family/Familia	067
0243	9	25.8	66	12	12	45.5		Horário		



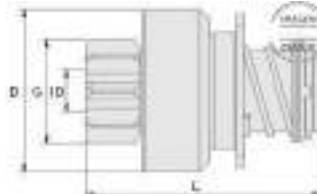
Nº ZEN	T	G	L	SPL	ID	D	RH	CW/CCW	Familia/Family/Familia	068
0328	9	25.8	64	6	11	46.5		Anti-horário		




Nº ZEN	T	G	L	SPL	ID	D	RH	CW/CCW	Familia/Family/Familia	069
0329	9	25.8	64	6	12	46.5		Horário		
0348	9	25.8	65	6	12	46.5		Horário		
0349	9	29.64	62	10	12.5	46.5		Horário		



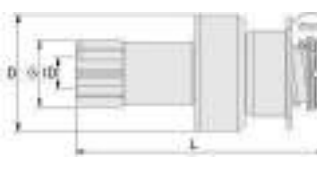
Nº ZEN	T	G	L	SPL	ID	D	RH	CW/CCW	Familia/Family/Familia	070
0351	9	29.64	62	10	12.5	46.5		Horário		
0644	11	34.8	62	10	12.5	46.5		Horário		
0691	15	44.5	62	10	12.5	54.5		Horário		



Nº ZEN	T	G	L	SPL	ID	D	RH	CW/CCW	Familia/Family/Familia	071
0382	8	28	62	10	12.5	46.5		Horário		



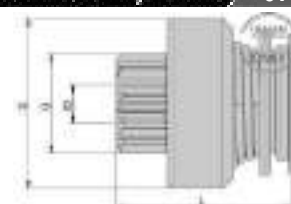
Nº ZEN	T	G	L	SPL	ID	D	RH	CW/CCW	Familia/Family/Familia	073
0429	9	30	76.5	10	12.5	46.5		Horário		
0537	9	25.8	76	10	12	46.5		Horário		



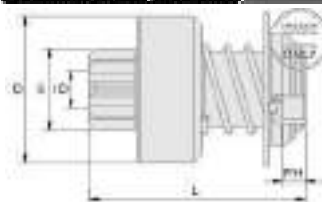


T	G	L	SPL	ID	D	RH	CW/CCW
Nº de Dentes # Of Pinon Teeth # De Los Dientes Del Pinón	Diâmetro Externo (mm) Pinon O.D. Piñon-Dimension	Comprimento (mm) Length Largo	Nº de Estrial # Of Splines # De Estrías	Diâmetro da Bucha (mm) Pinon I.D. Pinón-Dimensión Interna	Diâmetro da Capa (mm) Drive O.D. Dimensión Externa	Profundidade de Rebaixo Height of Rabbet Altura Del Rebajo	Horário/Anti Horário Clockwise/Counter Clockwise Horario/Antihorario

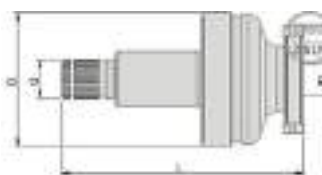
Nº ZEN	T	G	L	SPL	ID	D	RH	CW/CCW	Familia/Family/Familia	074
1545	8	27.2	48	10	11	47.4		Horário		
1576	10	27.92	48	16	11	47.4		Horário		
1597	10	26.82	47.95	16	11	47.4		Horário		
1619	9	25.8	48	16	11	46.5		Horário		
1641	9	25.8	48	10	11	45.7		Horário		
1740	12	31.8	47.95	10	11	48.7		Horário		
1757	11	30	48	10	11	47.4		Horário		
1899	10	32	48	10	11	46.5		Horário		
1927	9	29.64	48.2	16	11	45.8		Horário		
1938	13	34.55	58.4	16	11	47.4		Horário		
1939	13	34.55	51.4	16	11	47.4		Horário		
1981	12	32.28	51.4	16	11	45.3		Horário		
1982	12	32.28	51.4	16	11	47.4		Horário		
1984	13	34.55	58.4	16	11	47.4		Horário		



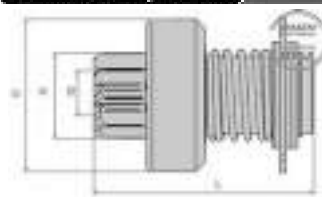
Nº ZEN	T	G	L	SPL	ID	D	RH	CW/CCW	Familia/Family/Familia	075
1666	9	25.8	48.9	11	10	46.6		Horário		
1674	8	23.5	48.9	11	10	46.6		Horário		
1720	9	29.64	47.9	10	11	45.8		Horário		



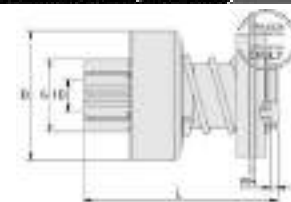
Nº ZEN	T	G	L	SPL	ID	D	RH	CW/CCW	Familia/Family/Familia	076
1658	19	20.8	128	7		72.2		Horário		
1806	19	20.8	130	7		72.2		Horário		



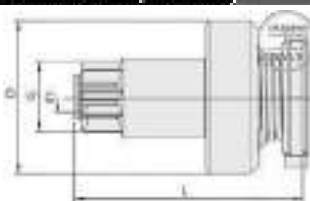
Nº ZEN	T	G	L	SPL	ID	D	RH	CW/CCW	Familia/Family/Familia	077
0297	9	25.8	66.5	12	12	46.5	2	Horário		

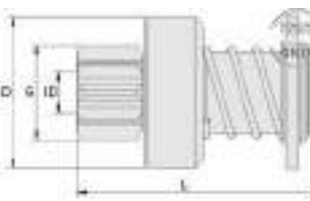


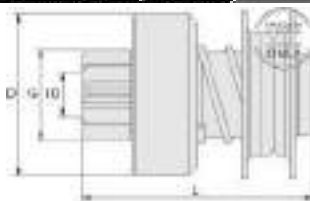
Nº ZEN	T	G	L	SPL	ID	D	RH	CW/CCW	Familia/Family/Familia	078
0394	11	29.5	65.5	10	11.5	46.5	2.5	Horário		
0395	9	25.8	65.5	10	12	46.5	2.5	Horário		

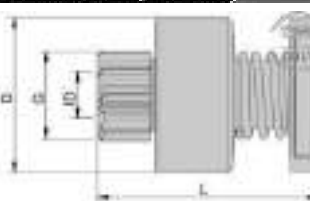


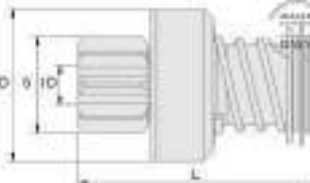
T	G	L	SPL	ID	D	RH	CW/CCW
Nº de Dentes # Of Pinon Teeth # De Los Dientes Del Pinón	Diâmetro Externo (mm) Pinon O.D. Piñon-Dimension	Comprimento (mm) Length Largo	Nº de Estrial # Of Splines # De Estrías	Diâmetro da Bucha (mm) Pinon I.D. Pinón-Dimensión Interna	Diâmetro da Capa (mm) Drive O.D. Dimensión Externa	Profundidade de Rebaixo Height of Rabbet Altura Del Rebajo	Horário/Anti Horário Clockwise/Counter Clockwise Horario/Antihorario

Nº ZEN	T	G	L	SPL	ID	D	RH	CW/CCW	Familia/Family/Familia	079
0932	9	25.8	80.5	16	11	54.5		Anti-horário		
0937	10	27.94	80.5	16	11	54.5		Anti-horário		
0972	9	25.7	90	16	11	54.5		Anti-horário		
1223	9	25.8	82.3	16	11	46.5		Horário		
1480	9	25.7	80.5	16	11	54.5		Horário		
1485	10	27.94	70	16	12	50.5		Horário		
1655	10	27.94	105.5	16	12	54.5		Anti-horário		
1814	10	27.94	80.5	16	11	50.5		Anti-horário		
1823	10	27.94	90.8	16	11	50.5		Anti-horário		
1856	11	27.5	90.8	16	11	50.5		Anti-horário		
1920	10	27.94	103	16	12	50.5		Anti-horário		
1937	10	32	82.8	16	11	50.5		Horário		
2016	10	27.94	82.3	16	11	46.5		Anti-horário		

Nº ZEN	T	G	L	SPL	ID	D	RH	CW/CCW	Familia/Family/Familia	080
0451	9	25.8	62	6	11.5	41.5	7	Horário		
0453	8	27	60.5	6	12	41.5		Anti-horário		
0910	8	32.4	77.5	6	14.26	60	4	Horário		

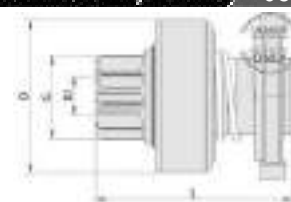
N° ZEN	T	G	L	SPL	ID	D	RH	CW/CCW	Familia/Family/Familia	081
0404	9	25.8	61.5	11	13	46.5		Horário		

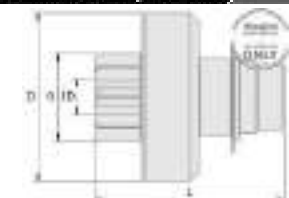
Nº ZEN	T	G	L	SPL	ID	D	RH	CW/CCW	Familia/Family/Familia	082
1026	10	32	75	10	14.26	60			Horário	
1027	10	32	75	10	14.26	54.5			Horário	
1038	9	34.8	83	10	14.3	60			Horário	
1633	11	41	74	10	14.26	60			Horário	
1952	11	40	83	10	14.3	60			Horário	
1971	11	34.4	83	10	14.26	60			Horário	

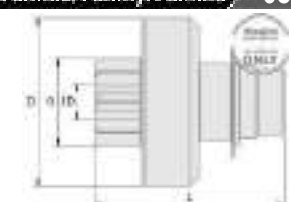
Nº ZEN	T	G	L	SPL	ID	D	RH	CW/CCW	Familia/Family/Familia	083
0412	9	29.3	75	12	12.06	46.5			Horário	
0414	10	32	75	12	12.06	46.5			Horário	
1188	9	29.3	68.5	12	12.1	46.5			Horário	

T	G	L	SPL	ID	D	RH	CW/CW
Nº de Dentes	Diâmetro Externo (mm)	Comprimento (mm)	Nº de Estrial	Diâmetro da Bucha (mm)	Diâmetro da Capa (mm)	Profundidade de Rebaixo	Horário/Anti Horário
# Of Pinon Teeth	Pinon O.D.	Length	# Of Splines	Pinon I.D.	Drive O.D.	Height of Rabbet	Clockwise/Counter Clockwise
# De Los Dientes Del Pinón	Piñon-Dimension	Largo	# De Estrías	Pinón-Dimensión Interna	Dimensión Externa	Altura Del Rebajo	Horario/Antihorario

Nº ZEN	T	G	L	SPL	ID	D	RH	CW/CCW	Família/Family/Família	084
0641	9	25.9	58.5	10	11	46.5			Horário	
0745	9	25.8	53.5	10	12	46.5			Horário	
0797	9	25.8	55.5	10	12	46.5			Horário	
0837	9	25.8	58.5	10	12	46.5			Horário	
0846	11	29.5	58.5	10	12	46.5			Horário	
0855	11	29.5	55.5	10	12	46.5			Horário	
0919	9	25.8	58.5	10	12	46.5			Horário	
0942	9	25.8	62	10	12	46.5			Horário	
0989	9	25.8	59.5	10	12	46.5			Anti-horário	
1486	9	29.64	59	10	12	46.5			Horário	

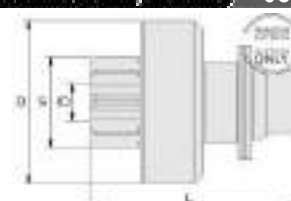


Nº ZEN	T	G	L	SPL	ID	D	RH	CW/CCW	Familia/Family/Família	085
0646	10	27.94	61.5	9	12	54.5			Horário	
0656	12	31.8	61.5	9	12	54.5			Horário	
0657	9	37.1	61.5	9	12	54.5			Horário	
0747	10	27.94	51.5	9	12	46.5			Horário	
0775	9	25.8	51.5	9	12	46.5			Horário	
0908	8	28.2	48	9	12.1	46.5			Horário	
0916	9	36.5	61	10	12	60			Horário	
0917	9	29.64	48	9	12.1	46.5			Horário	
0918	8	27.6	48	9	12.1	46.5			Horário	
0936	11	29.5	61.5	9	12	46.5			Horário	
0945	9	25.8	48	9	12.1	46.5			Horário	
0961	11	29.5	61.5	9	12	54.5			Horário	
0983	10	27.5	61	10	12	60			Horário	
1023	11	29.38	54.5	9	12	54.5			Horário	
1074	10	27.94	54.5	9	12	54.5			Horário	
1162	10	32	61	9	12	54.5			Horário	
1458	11	30.04	54.5	10	12	54.5			Horário	
1607	10	32.18	54.5	9	12	54.5			Horário	
1692	10	32	55.2	9	12	54.5			Horário	
1705	10	27.5	69.3	9	12	54.6			Horário	
1926	11	29.2	91	9	12.06	54.5			Anti-horário	
2002	9	35.2	69.4	10	12.06	54.5			Horário	
2017	10	33	69.4	10	12.06	54.5			Horário	
2020	11	42.7	84	9	12.06	54.5			Horário	



Nº ZEN	T	G	L	SPL	ID	D	RH	CW/CCW
0287	9	25.8	55	9	12	46.5		Horário
0570	11	29.5	59	9	12	46.5		Horário
0787	9	25.82	51.5	10	12	46.5		Horário
1209	10	27.94	51.5	10	12	46.5		Horário
1822	11	29.3	51	10	12	46.5		Horário

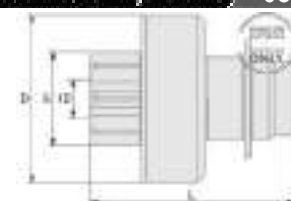
Familia/Family/Família      086



Nº ZEN	T	G	L	SPL	ID	D	RH	CW/CCW
0935	11	29.5	55	9	12	46.5		Horário
1187	9	25.8	55	9	12	46.5		Horário
1963	9	25.8	60.5	9	12	46.5		Anti-horário

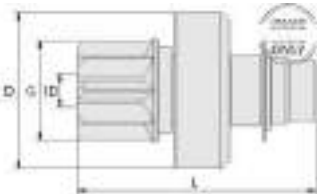
Família/Family/Familia

087




T	G	L	SPL	ID	D	RH	CW/CCW
Nº de Dentes # Of Pinon Teeth # De Los Dientes Del Pinón	Diâmetro Externo (mm) Pinon O.D. Piñon-Dimension	Comprimento (mm) Length Largo	Nº de Estrial # Of Splines # De Estrías	Diâmetro da Bucha (mm) Pinon I.D. Pinón-Dimensión Interna	Diâmetro da Capa (mm) Drive O.D. Dimensión Externa	Profundidade de Rebaixo Height of Rabbet Altura Del Rebajo	Horário/Anti Horário Clockwise/Counter Clockwise Horario/Antihorario

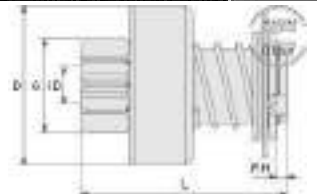
Nº ZEN	T	G	L	SPL	ID	D	RH	CW/CCW	Familia/Family/Familia	088
0647	11	34.4	76.5	9	12	54.5		Horário		



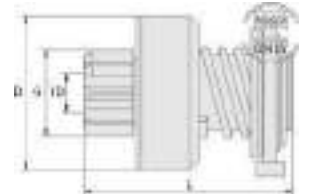
Nº ZEN	T	G	L	SPL	ID	D	RH	CW/CCW	Familia/Family/Familia	089
1533	9	24.5	41.15	10	11	46	2.2	Horário		
1686	9	24.5	41.15	4	10.12	46.3	2.2	Horário		
1735	8	23.92	41.2	4	10.12	46.8	2.2	Horário		
1755	9	25.82	41.15	4	10.1	46.3	3	Horário		
1763	9	25.82	41.15	5	11.02	46.3	3	Horário		
1791	10	28.15	44.2	4	10.12	46.4	3	Horário		
1825	8	27.6	41.15	4	10.12	46.3	3	Horário		
1848	9	25.8	55.1	10	12	46.5		Horário		
1915	12	32.5	45	10	12	47.8		Horário		
2001	9	25.82	41.2	4	10.12	46.3	2.17	Horário		



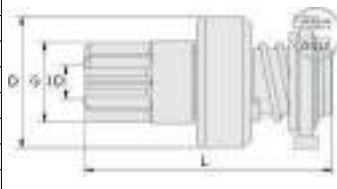
Nº ZEN	T	G	L	SPL	ID	D	RH	CW/CCW	Familia/Family/Familia	091
0407	9	34.8	77.5	6	14.3	60	4	Horário		
0601	9	34.8	77.5	6	14.3	60		Horário		
1161	11	30	77.5	6	14.3	60		Horário		
1678	10	40	81.8	10	14.26	60.4		Horário		
1698	11	41	81.8	10	14.26	60.4		Horário		
1699	9	34.8	75.9	14	14.26	60.4		Horário		
1700	10	39.3	75.6	14	14.26	60.4		Horário		
1701	10	40	85.6	14	14.26	60.4		Horário		
1709	10	32	75.9	14	14.26	60.4		Horário		
1751	9	34.8	82.2	6	14.15	60.4		Horário		
1754	10	31.8	115.5	14	12	59.5		Horário		
1898	9	34.8	64.9	14	12	54.5		Horário		
1944	13	46	53	14	12	54.5		Anti-horário		
1979	9	34.8	82.1	10	14.26	60.4		Horário		
1980	10	39.5	82	10	14.26	60.4		Horário		
1994	10	39.67	136.8	10	14.24	60.4		Horário		
2007	11	41	75.7	14	14.26	60.4		Horário		
2009	9	29.64	52	14	12	53.5		Horário		
2011	9	34.8	75.9	14	14.26	60.4		Horário		
2012	9	34.8	82.2	10	14.26	60.4		Horário		
2013	11	40.5	75.9	14	14.26	60.4		Horário		



Nº ZEN	T	G	L	SPL	ID	D	RH	CW/CCW	Familia/Family/Familia	092
0406	9	25.8	64	10	11	46.5		Anti-horário		
0420	9	25.8	64	10	12	46.5		Horário		
0633	10	26.8	64	10	12	46.5		Horário		

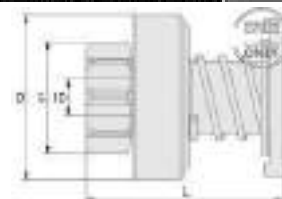


Nº ZEN	T	G	L	SPL	ID	D	RH	CW/CCW	Familia/Family/Familia	093
0428	9	25.8	85	10	12	46.5		Anti-horário		



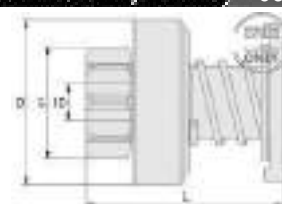
T	G	L	SPL	ID	D	RH	CW/CCW
Nº de Dentes # Of Pinon Teeth # De Los Dientes Del Piñón	Diâmetro Externo (mm) Pinon O.D. Piñon-Dimension	Comprimento (mm) Length Largo	Nº de Estrial # Of Splines # De Estrías	Diâmetro da Bucha (mm) Pinon I.D. Pinón-Dimensión Interna	Diâmetro da Capa (mm) Drive O.D. Dimensión Externa	Profundidade de Rebaixo Height of Rabbet Altura Del Rebajo	Horário/Anti Horário Clockwise/Counter Clockwise Horario/Antihorario

Nº ZEN	T	G	L	SPL	ID	D	RH	CW/CCW	Familia/Family/Familia	094
0852	8	27.2	52	10	11	46.5		Horário		
0861	9	36.8	62	10	12	54.5		Horário		
0925	9	25.8	49.5	10	12	46.5		Horário		
0929	11	35.8	62	10	12	54.5		Horário		
0938	10	26.82	48.5	10	12	46.5		Horário		
0976	9	25.8	47	10	12	46.5		Horário		
0997	9	29.64	49	10	12	46.5		Horário		
0998	9	29.64	47	10	12	46.5		Horário		
1022	9	35.5	57.5	16	12	54.5		Horário		
1030	11	29.5	49	10	12	54.5		Horário		
1031	10	27.94	49	10	12	50.5		Horário		
1033	9	29.64	49	10	12	54.5		Horário		
1037	10	27.94	49	10	12	46.5		Horário		
1057	10	27.94	49	10	12	54.5		Horário		
1058	11	29.5	49	10	12	50.5		Horário		
1071	10	27.5	58.5	10	12	52.7		Horário		
1107	10	38.8	49	10	12	54.5		Horário		
1109	10	27.94	55	10	12	52.7		Horário		
1155	9	34.8	49	10	12	50.3		Horário		
1156	21	49.7	47.1	10	12	54.5		Horário		
1157	9	34.8	83	10	14.3	60		Horário		
1158	9	35.5	62	16	12	54.5		Horário		
1159	10	40	83	10	14.3	60		Horário		
1160	12	46.3	83	10	14.3	60		Horário		
1168	9	36.3	49	10	12	54.5		Horário		
1170	10	38.8	56	10	12	52.7		Horário		
1172	11	28.8	54	10	12	52.7		Horário		
1173	9	35.2	58.5	10	12	54.5		Horário		
1174	9	35.2	58.5	10	12	54.5		Horário		
1178	10	37.8	84	10	14.3	60		Horário		
1179	11	41	83	10	14.3	60		Horário		
1451	9	29.6	49	10	12	46.6		Anti-horário		
1469	10	27.94	49	10	12	46.5		Horário		
1472	11	35.8	62	16	12	54.5		Horário		
1474	9	25.8	58.5	10	12	46.5		Horário		
1478	8	27.2	47	10	11	46.5		Horário		
1483	9	34.8	62	16	12	54.5		Horário		
1547	11	35.4	47	10	12	47.4		Horário		
1550	9	35.5	62	10	12	54.5		Horário		
1562	9	34.8	58.5	10	12	52.7		Horário		
1624	9	34.8	76	10	14.26	60		Horário		
1629	10	27.5	57.5	16	12	52.5		Horário		
1631	10	33	60	10	12	53.5		Horário		
1638	9	34.8	69.5	10	12	52.7		Horário		
1642	12	38.8	56	10	12.06	53.5		Horário		
1643	9	29.64	58	16	12	54.5		Horário		
1650	9	36.3	55	10	12	52.7		Horário		
1675	10	32.95	58.5	10	12.03	52.8		Horário		
1690	10	40	59.4	10	12	52.9		Horário		
1691	10	32	69.5	10	12	52.5		Horário		
1696	12	31.8	51.5	10	12	47.4		Horário		
1697	10	32	71	10	12	52.7		Horário		
1708	8	26.8	49	10	12	46.4		Horário		
1736	9	34.8	59.4	10	12.03	53		Horário		
1743	10	39	82.9	10	14.26	59.5		Horário		
1772	10	39.67	76	10	14.29	59.5		Horário		
1786	9	34.8	76	10	14.26	60		Horário		
1790	9	36.3	49.5	10	12.1	50.5		Horário		
1815	9	36.3	53.7	10	12	52.7		Horário		
1845	10	40	49.6	10	12	53.5		Horário		
1855	10	39	49.2	10	12	50.8		Horário		
1874	12	38.8	56.2	10	12	50.9		Horário		
1878	11	43.5	83	10	14.26	60		Horário		
1882	9	25.8	49	10	12	53.5		Horário		
1908	10	29.64	52	10	12	46.5		Horário		
1929	11	41	58.5	10	12	53		Horário		

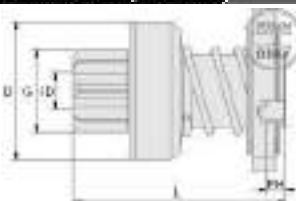


T	G	L	SPL	ID	D	RH	CW/CCW
Nº de Dentes # Of Pinion Teeth # De Los Dientes Del Pinón	Diâmetro Externo (mm) Pinon O.D. Piñon-Dimension	Comprimento (mm) Length Largo	Nº de Estrial # Of Splines # De Estriás	Diâmetro da Bucha (mm) Pinon I.D. Pinón-Dimensión Interna	Diâmetro da Capa (mm) Drive O.D. Dimensión Externa	Profundidade de Rebaixo Height of Rabbet Altura Del Rebajo	Horário/Anti Horário Clockwise/Counter Clockwise Horario/Antihorario

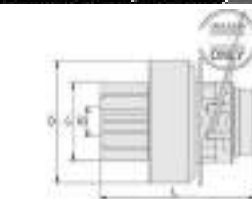
Nº ZEN	T	G	L	SPL	ID	D	RH	CW/CCW	Familia/Family/Familia	094
1932	11	29.6	51.8	10	12	46.5		Horário		
1992	9	34.8	54.3	10	12	52.7		Horário		
2014	12	38.8	55.5	16	12.03	53.5		Horário		



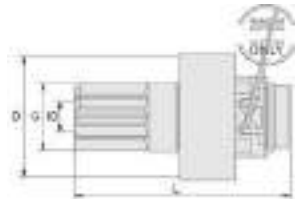
Nº ZEN	T	G	L	SPL	ID	D	RH	CW/CCW	Familia/Family/Familia	095
0610	9	25.8	68	3	12	43.5	6	Horário		
0611	9	25.8	68	6	12	43.5	6	Horário		
0612	9	25.8	69	3	12	43.5		Horário		
0752	9	25.8	63	6	12	43.5	5.5	Horário		



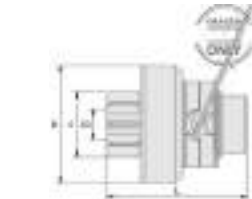
Nº ZEN	T	G	L	SPL	ID	D	RH	CW/CCW	Familia/Family/Familia	096
0467	9	25.8	54.5	9	12.06	46.5		Horário		
0468	9	25.8	51.5	9	12.06	46.5		Horário		
0469	10	26.82	63.5	9	12	46.5		Horário		
0502	11	29.5	60	12	12.06	46.5		Horário		
0740	11	29.5	58.5	9	12	46.5		Horário		
0741	9	25.8	58	9	12	46.5		Horário		
0742	9	25.8	64	9	12	46.5		Horário		
0743	11	29.5	54.5	9	12.06	46.5		Horário		
0753	9	25.8	67.5	9	12.06	46.5		Anti-horário		



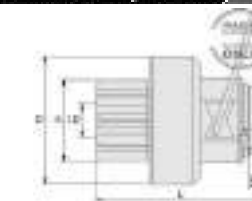
Nº ZEN	T	G	L	SPL	ID	D	RH	CW/CCW	Familia/Family/Familia	097
0762	10	27.94	86.5	9	12.06	46.5		Anti-horário		



Nº ZEN	T	G	L	SPL	ID	D	RH	CW/CCW	Familia/Family/Familia	098
0574	9	25.8	53	9	12	46.5		Horário		
0820	10	26.82	50.5	9	12.1	46.5		Horário		
0821	10	26.82	44	9	12.1	46.5		Horário		
0822	10	26.82	56.5	9	12.1	46.5		Anti-horário		
0823	10	26.82	48	9	12.1	46.5		Horário		
1068	9	25.8	53	9	12.06	46.5		Anti-horário		

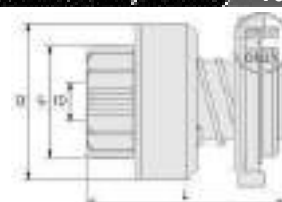


Nº ZEN	T	G	L	SPL	ID	D	RH	CW/CCW	Familia/Family/Familia	099
0863	8	28.2	48	9	12.1	46.5	3	Horário		
0960	10	26.82	60.5	9	12.1	46.5	3	Anti-horário		
1062	8	28	65.5	9	12.06	46.5		Horário		
1475	9	25.8	56	9	12.1	46.5		Horário		

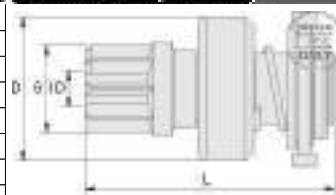


T	G	L	SPL	ID	D	RH	CW/CCW
Nº de Dentes # Of Pinon Teeth # De Los Dientes Del Pinón	Diâmetro Externo (mm) Pinon O.D. Piñon-Dimension	Comprimento (mm) Length Largo	Nº de Estrial # Of Splines # De Estrías	Diâmetro da Bucha (mm) Pinon I.D. Pinón-Dimensión Interna	Diâmetro da Capa (mm) Drive O.D. Dimensión Externa	Profundidade de Rebaixo Height of Rabbet Altura Del Rebajo	Horário/Anti Horário Clockwise/Counter Clockwise Horario/Antihorario

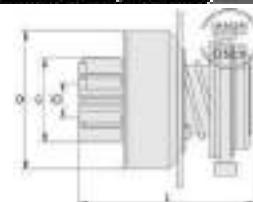
Nº ZEN	T	G	L	SPL	ID	D	RH	CW/CCW	Familia/Family/Familia	100
0474	9	25.8	64	10	12	46.5	3	Horário		
0475	9	29.64	59	10	12	46.5		Horário		
0482	9	25.8	58.5	10	12	46.3		Horário		
0520	10	26.82	58.5	10	12	46.5		Horário		
0532	9	25.9	58.5	10	11	46.5		Horário		
0572	10	27.5	65	10	12	54.5		Horário		
0573	9	29.64	62	10	12	54.5		Horário		
0575	10	27.94	58.5	10	12	46.5		Horário		
0630	10	27.94	58.5	10	12	46.5		Horário		
0631	9	25.8	62	10	12	54.5		Horário		
0632	10	27.5	62	10	12	54.5		Horário		
0706	11	29.5	62	10	12	54.5		Horário		
0794	10	33	58.5	10	12	46.5		Anti-horário		
0796	9	25.8	65.5	10	12	54.5		Horário		
0798	9	25.8	58.5	10	12	46.5		Anti-horário		
0800	11	29.5	59	10	12	54.5		Horário		
0838	9	34.8	62	10	12	54.5		Horário		
0871	8	28.2	59	10	12	46.5		Horário		
0875	9	35.5	62	10	12	54.5		Horário		
0962	10	26.82	59	10	12	54.5		Horário		
1065	9	29.64	58.5	10	12	46.5		Anti-horário		
1067	9	25.8	59	10	12	54.5		Horário		
1070	9	35.2	62	10	12	54.5		Horário		
1072	9	29.64	62	10	12	54.5		Horário		
1153	9	25.8	46	10	12	46.5		Horário		
1171	10	26.82	62	10	12	54.5		Horário		
1470	10	33.02	58.5	10	12	46.5		Horário		
1471	9	25.8	53.5	10	12	46.5		Horário		
1487	13	39.5	59	10	12	54.5		Horário		



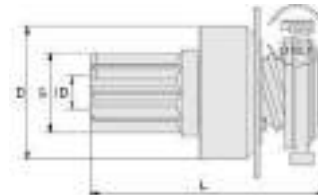
Nº ZEN	T	G	L	SPL	ID	D	RH	CW/CCW	Familia/Family/Familia	101
0613	9	25.8	79.5	10	12	46.5		Anti-horário		
0933	10	27.94	90	16	9	46.5		Anti-horário		
1011	8	27.2	69.5	10	12	46.5		Anti-horário		
1177	9	25.8	90	16	11	47.4		Horário		
1222	10	27.94	90	16	11	46.5		Anti-horário		
1468	9	25.8	90	16	11	47.4		Anti-horário		



Nº ZEN	T	G	L	SPL	ID	D	RH	CW/CCW	Familia/Family/Familia	102
0579	9	25.8	58.5	10	12	46.5		Anti-horário		
0619	9	25.8	58.5	10	11	46.5		Anti-horário		
0799	9	25.8	55.5	10	12	46.5		Anti-horário		
0805	11	29.5	58.5	10	12	46.5		Anti-horário		
0866	9	25.8	59.5	10	12	46.5		Horário		



Nº ZEN	T	G	L	SPL	ID	D	RH	CW/CCW	Familia/Family/Familia	103
0639	10	27.94	79.5	10	12	54.5		Anti-horário		
0729	10	27.94	76.5	10	12	46.5		Anti-horário		
0851	10	27.94	86	10	12	54.5		Anti-horário		
0900	10	27.94	79.5	10	12	46.5		Anti-horário		





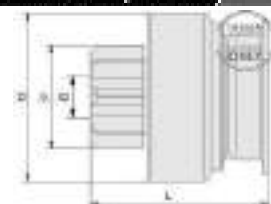


T	G	L	SPL	ID	D	RH	CW/CCW
Nº de Dentes # Of Pinon Teeth # De Los Dientes Del Pinón	Diâmetro Externo (mm) Pinon O.D. Piñon-Dimension	Comprimento (mm) Length Largo	Nº de Estrial # Of Splines # De Estrías	Diâmetro da Bucha (mm) Pinon I.D. Pinón-Dimensión Interna	Diâmetro da Capa (mm) Drive O.D. Dimensión Externa	Profundidade de Rebaixo Height of Rabbet Altura Del Rebajo	Horário/Anti Horário Clockwise/Counter Clockwise Horario/Antihorario

Nº ZEN	T	G	L	SPL	ID	D	RH	CW/CCW	Familia/Family/Familia	109
1534	9	25.8	75.2	10	10	46		Anti-horário		
1768	12	37.8	87.15	4	10	48.9		Horário		
1769	23	17.5	106.8	6	14.02	60		Horário		
1824	13	34.65	87.3	4	10	48.9		Anti-horário		
1893	11	29.35	81	4	12	49.8		Anti-horário		
1910	11	29.2	81.2	4	12	48.9		Anti-horário		
1930	9	29.3	82	8	12	48.9		Horário		
2005	12	29.2	81.7	4	12	48.9		Anti-horário		
2006	12	29.2	87.7	4	12	48.9		Anti-horário		



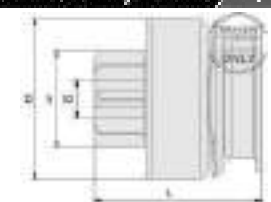
Nº ZEN	T	G	L	SPL	ID	D	RH	CW/CCW	Familia/Family/Familia	110
0595	8	28.2	50	8	12	46.5		Horário		
0617	9	30	51	8	12	46.5		Horário		
0679	8	28.2	58.5	8	12	46.5		Horário		
0711	8	28.2	75.8	8	12	46.5		Horário		
0801	10	33	51	8	12	46.5		Horário		
0825	10	27.94	50.5	8	12	46.5		Horário		
1538	10	33	64	8	12	46.5		Horário		
1681	12	32.28	51.9	8	12	46.3		Horário		
1695	8	28.2	50.7	8	12.06	45.2		Horário		
1706	8	28.2	43	8	12	46.5		Horário		
1761	10	27.94	51	8	12	46.5		Horário		
1764	11	34.5	50.7	8	12	45.3		Horário		
1770	11	34.8	40.1	8	12	46.5		Horário		
1771	8	28.2	51	8	12	46.5		Horário		
1799	10	32	45	8	12	46.6		Horário		
1876	11	34.5	42.5	8	12	46.5		Horário		
1903	9	30.8	51	8	13.01	46.5		Horário		
1909	10	27.5	42.5	8	12	46.5		Horário		
1916	10	31.7	36.6	8	12	46.5		Horário		
1933	11	29.3	50.7	8	12	45.3		Horário		
1945	9	29.6	51	8	12	46.5		Anti-horário		



Nº ZEN	T	G	L	SPL	ID	D	RH	CW/CCW	Familia/Family/Familia	111
0712	9	29.64	77	8	10.7	46.5		Horário		
1592	9	29.64	73.8	8	10.69	46.5		Horário		
1680	10	27.94	75	8	10.69	46.5		Horário		

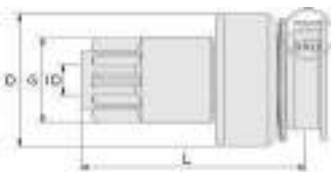


Nº ZEN	T	G	L	SPL	ID	D	RH	CW/CCW	Familia/Family/Familia	112
0596	10	31.7	50.9	8	12	46.5		Horário		
0597	10	27.94	51.4	8	12	46.6		Horário		
0600	8	28.2	65	8	12	46.5		Anti-horário		
0806	12	31.8	51	8	12	46.5		Horário		
1024	10	33	51.5	8	13.01	46.5		Horário		
1063	9	35.5	51	8	13.01	46.5		Horário		
1567	12	37.26	51	8	13.01	46.5		Horário		
1716	10	39.67	51.5	8	12	46.5		Horário		
1717	10	27.5	51.5	8	12	46.5		Horário		
1774	13	34	51.7	8	12	46.5		Horário		
1807	12	39	63	8	13.01	46.5		Horário		
2022	12	31.8	52	8	13.01	46.5		Horário		

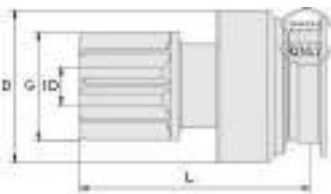


T	G	L	SPL	ID	D	RH	CW/CCW
Nº de Dentes # Of Pinon Teeth # De Los Dientes Del Pinón	Diâmetro Externo (mm) Pinon O.D. Piñon-Dimension	Comprimento (mm) Length Largo	Nº de Estrial # Of Splines # De Estrías	Diâmetro da Bucha (mm) Pinon I.D. Pinón-Dimensión Interna	Diâmetro da Capa (mm) Drive O.D. Dimensión Externa	Profundidade de Rebaixo Height of Rabbet Altura Del Rebajo	Horário/Anti Horário Clockwise/Counter Clockwise Horario/Antihorario

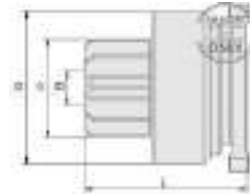
Nº ZEN	T	G	L	SPL	ID	D	RH	CW/CCW	Familia/Family/Familia	113
0758	9	29.64	77.5	8	10.7	46.5		Horário		



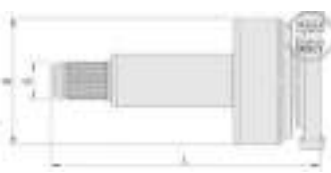
Nº ZEN	T	G	L	SPL	ID	D	RH	CW/CCW	Familia/Family/Familia	114
1018	8	28.2	75.5	8	12	46.6		Anti-horário		
1019	30	21.3	92.7	8	10.74	46.5		Anti-horário		
1687	30	21.3	93	8	10.74	46.5		Horário		
1702	13	40	76.3	8	12	46.5		Anti-horário		
1904	30	21.3	89.5	8	11	46.5		Anti-horário		
1906	30	21.3	90.6	8	11	46.5		Horário		



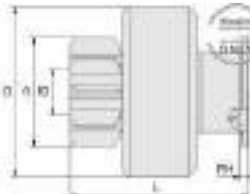
Nº ZEN	T	G	L	SPL	ID	D	RH	CW/CCW	Familia/Family/Familia	115
0890	23	54.4	46.5	12	12	45.3	1.85	Horário		
0907	13	46	46.5	12	12.02	45.3	1.85	Horário		
1192	10	27.94	47	12	12	46.5	2	Horário		
1193	9	30	47	12	12	46.5	2	Horário		
1199	12	31.8	47	12	12	46.5	2	Horário		
1208	10	26.82	47	12	12	46.5		Horário		
1217	9	37.18	59.5	12	12	48.7		Horário		
1224	10	27.9	46.6	12	12	45.3	1.85	Horário		
1225	9	30	46.5	12	12	45.3	1.85	Horário		
1226	12	31.8	46.5	12	12	45.3	1.85	Horário		
1228	10	26.82	46.5	12	12	45.3	1.85	Horário		
1539	12	37.6	46.5	12	12	45.3	1.85	Anti-horário		
1552	9	25.8	47	12	12	46.5	2	Horário		
1553	11	30	47	12	12	46.5	2	Horário		
1570	9	25.8	44.5	12	12	46.5	2	Horário		
1575	10	33.02	44.5	12	12	46.5	2	Horário		
1585	11	34.4	46.6	6	12.06	45.3	1.85	Horário		
1612	11	34.4	44.5	12	12	46.5	2	Horário		
1646	12	37.8	47	12	12	46.5	2	Horário		
1714	11	36	46.7	12	12	45.4	1.85	Horário		
1820	10	26.82	57.8	12	12	45.3	1.8	Horário		
1871	11	34.4	46.9	6	12.06	45.5		Horário		



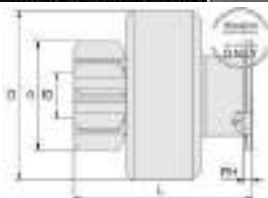
Nº ZEN	T	G	L	SPL	ID	D	RH	CW/CCW	Familia/Family/Familia	116
0959	18	13.2	82	6		45.3		Horário		
1677	18	12.15	89.1	6		45.3		Anti-horário		

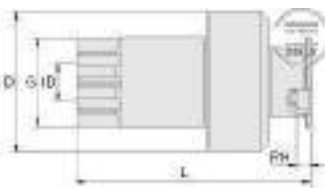


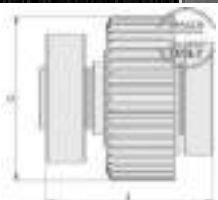
Nº ZEN	T	G	L	SPL	ID	D	RH	CW/CCW	Familia/Family/Familia	117
0634	9	29.6	49	10	12.5	46.5	2.5	Horário		
0915	9	25.8	55	9	12.06	46.5	4	Horário		
0978	10	40	61	10	12	60		Horário		
0990	10	26.82	55	9	12.1	46.5	4	Horário		
1020	8	28	38.5	10	12.51	46.5	2.5	Horário		
1021	8	28	48.5	10	12.5	46.5	2.5	Horário		
1134	10	27.94	55	9	12.1	46.5	4	Horário		
1532	8	28	61.5	10	12.51	46.5	2.5	Anti-horário		

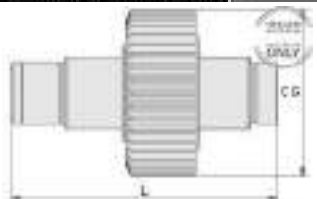


T	G	L	SPL	ID	D	RH	CW/CCW
Nº de Dentes # Of Pinon Teeth # De Los Dientes Del Pinón	Diâmetro Externo (mm) Pinon O.D. Piñon-Dimension	Comprimento (mm) Length Largo	Nº de Estrial # Of Splines # De Estrías	Diâmetro da Bucha (mm) Pinon I.D. Pinón-Dimensión Interna	Diâmetro da Capa (mm) Drive O.D. Dimensión Externa	Profundidade de Rebaixo Height of Rabbet Altura Del Rebajo	Horário/Anti Horário Clockwise/Counter Clockwise Horario/Antihorario


Nº ZEN	T	G	L	SPL	ID	D	RH	CW/CCW	Familia/Family/Familia	117
1556	11	34.8	38.5	10	12.51	46.5	2.5	Horário		
1557	13	33.3	38.5	10	12.51	46.5	2.5	Horário		
1613	11	34.4	55	9	12	46.6	4	Horário		
1617	11	34.4	55.5	9	12.06	46.6	4	Horário		
1621	13	46	55	9	12.06	46.6	4	Anti-horário		
1636	9	34.8	55	9	12.06	46.5	4	Horário		
1713	13	46	54.9	9	12.06	46.6	4	Horário		
1745	9	25.8	40.5	8	12	46.5		Horário		
1762	10	27.94	44	10	12.5	46.5	2.5	Horário		
1775	8	28.2	43.6	8	12	46.5		Horário		
1779	10	27.94	38.6	10	12.51	46.5		Horário		
1781	10	27.94	48.2	8	12	46.5		Horário		
1787	9	29.6	43.3	8	12	46.5		Horário		
1788	11	35	43.3	8	12	46.5		Horário		
1796	9	34.1	38.6	10	12.51	46.5	2	Horário		
1847	8	28.2	40	8	12	46.5		Horário		
1911	13	34.5	39.8	8	10.03	46.3		Horário		
1912	10	27.94	36.3	8	10.03	43.6		Horário		
1913	11	30.05	36.3	8	10.03	43.6		Horário		
1923	10	27.94	40	8	12	46.5		Horário		
1940	10	32.18	40	8	12.05	46.5		Horário		
1949	10	27.94	42	8	12	46.5		Horário		
1950	8	28	42.2	8	12	46.5		Horário		
1977	9	29.64	56.5	9	12	46.5	4	Horário		
1989	10	27.94	48.8	8	12	46.5		Horário		

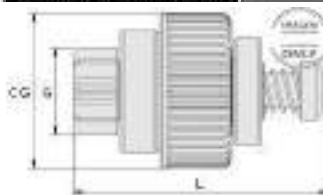
Nº ZEN	T	G	L	SPL	ID	D	RH	CW/CCW	Familia/Family/Familia	118
0687	9	29.64	78	5	12.5	46.5	4.5	Horário		
0828	9	29.64	66	5	12.5	46.5		Horário		
1016	8	28	75	10	12.5	46.5	2.5	Anti-horário		
1017	10	32.18	75	10	12.5	46.5	2.5	Anti-horário		

Nº ZEN	T	G	L	SPL	ID	D	RH	CW/CCW	Familia/Family/Familia	120
1221			52.4	10				Horário		
1473			80.5	10				Horário		
1947			53.5	11				Horário		

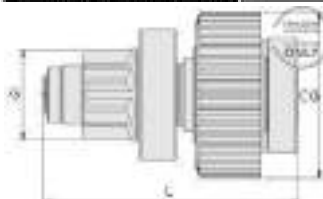
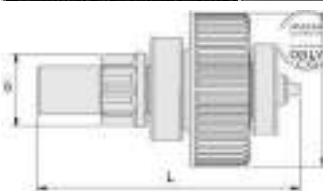
Nº ZEN	T	G	L	SPL	ID	D	RH	CW/CCW	Familia/Family/Familia	121
1211			80.5	10				Anti-horário		
1212			80.5	10				Horário		
1213			52	10				Anti-horário		

T	G	L	SPL	ID	D	RH	CW/CW
Nº de Dentes	Diâmetro Externo (mm)	Comprimento (mm)	Nº de Estrial	Diâmetro da Bucha (mm)	Diâmetro da Capa (mm)	Profundidade de Rebaixo	Horário/Anti Horário
# Of Pinon Teeth	Pinon O.D.	Length	# Of Splines	Pinon I.D.	Drive O.D.	Height of Rabbet	Clockwise/Counter Clockwise
# De Los Dientes Del Pinón	Piñon-Dimension	Largo	# De Estrías	Pinón-Dimensión Interna	Dimensión Externa	Altura Del Rebajo	Horario/Anthorario

Nº ZEN	T	G	L	SPL	ID	D	RH	CW/CCW	Familia/Family/Família	122
0737	9	29.6	87					Horário		
0790	9	36	87					Horário		
0791	8	28	87					Horário		
0792	9	33	87					Horário		
0793	8	28	94					Anti-horário		
0844	9	25.9	87					Horário		
0892	9	25.9	78.5					Anti-horário		
1081	12	37.26	92.7					Horário		
1200			50					Horário		
1207			50					Anti-horário		
1608	9	36	92					Horário		
1676	12	37.26	92.7					Horário		
1780	10	39.15	95.3					Horário		
1858	9	36	100					Horário		
1860	9	29.6	87					Anti-horário		
1960	9	32.2	100					Horário		
2029	9	36	96					Horário		

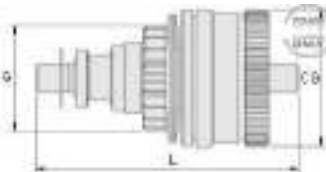


Nº ZEN	T	G	L	SPL	ID	D	RH	CW/CCW	Família/Family/Familia	124
0750	11	29.3	83					Horário		
0816	10	33	83					Horário		
0817	10	28.2	83					Horário		
0818	9	29.6	83					Horário		
0921	11	40	102					Horário		
0946	9	33	102					Horário		
0947	9	29.64	102					Horário		
0954	10	37.8	83					Horário		
1097	10	37.8	102					Horário		
1201			52					Horário		
1215			64					Horário		
1555	13	40.8	110.5					Anti-horário		
1566	10	28.2	110					Horário		
1601	11	34.8	102					Horário		
1722	18	12.7	102					Horário		
1723	18	12.7	102					Anti-horário		
1766			52					Horário		
1767			66					Horário		
1846	10	40.8	110					Horário		
1863	9	29.64	83					Horário		
1864	9	29.64	110.5					Horário		
1905	11	34.8	133.5					Anti-horário		
1957	11	29.3	102					Horário		
1958	11	34.4	83					Anti-horário		
1972	9	34.8	102					Horário		
1973	11	41.99	102					Horário		
2031	9	35.5	83					Horário		

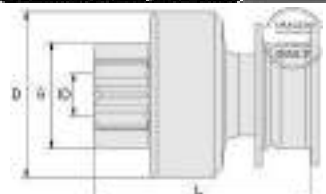
[illegible]

T	G	L	SPL	ID	D	RH	CW/CCW
Nº de Dentes # Of Pinion Teeth # De Los Dientes Del Pinón	Diâmetro Externo (mm) Pinon O.D. Piñon-Dimension	Comprimento (mm) Length Largo	Nº de Estrial # Of Splines # De Estriás	Diâmetro da Bucha (mm) Pinon I.D. Pinón-Dimensión Interna	Diâmetro da Capa (mm) Drive O.D. Dimensión Externa	Profundidade de Rebaixo Height of Rabbet Altura Del Rebajo	Horário/Anti Horário Clockwise/Counter Clockwise Horario/Antihorario

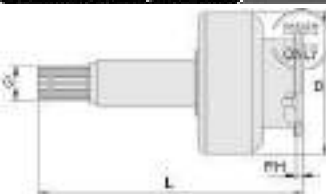
Nº ZEN	T	G	L	SPL	ID	D	RH	CW/CCW	Familia/Family/Familia	126
0749	19	44.5	107					Anti-horário		
0751	17	39.3	91.5					Anti-horário		
1036	23	52.1	107					Anti-horário		
1941	17	39.3	91.3					Anti-horário		



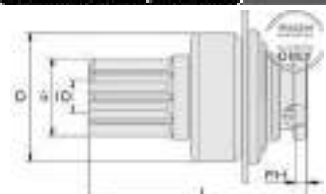
Nº ZEN	T	G	L	SPL	ID	D	RH	CW/CCW	Familia/Family/Familia	127
1088	11	29.5	60.2	12	12	46.5		Anti-horário		



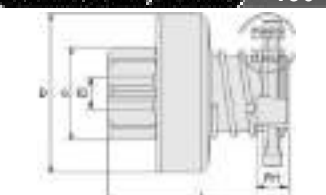
Nº ZEN	T	G	L	SPL	ID	D	RH	CW/CCW	Familia/Family/Familia	128
0887	20	14.7	110	5		60	2.5	Horário		
1563	20	14.7	91	5		54.5	1.5	Horário		
1661	26	19.02	133.5	6		67.9	1.5	Horário		
1679	21	16.5	131.3	7		60		Horário		
1805	21	16.5	131.3	6		60		Horário		
1808	26	19.02	140.2	6		71.9	2.5	Horário		
1921	20	14.7	110	5		60.5	2.5	Horário		
1995	22	17.8	108	5		64.6		Horário		
1996	18	18.6	128.9	5		72.2		Horário		
2000	20	14.7	91	5		54.6	1.5	Horário		



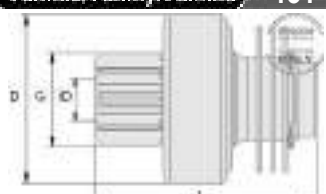
Nº ZEN	T	G	L	SPL	ID	D	RH	CW/CCW	Familia/Family/Familia	129
0860	10	27.94	73	9	12.1	46.5	4	Anti-horário		
1133	9	25.8	55	9	12.1	46.5	4	Horário		



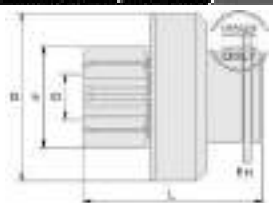
Nº ZEN	T	G	L	SPL	ID	D	RH	CW/CCW	Familia/Family/Familia	130
1025	9	34.8	64.5	10	12.11	60	12	Horário		
1630	9	29	64	10	12	54.5	11	Horário		
1693	10	40.4	72.7	10	12.06	60.4	11	Horário		




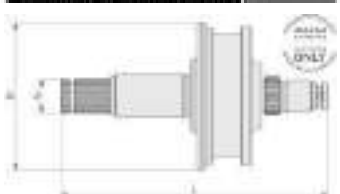
Nº ZEN	T	G	L	SPL	ID	D	RH	CW/CCW	Familia/Family/Familia	131
0926	9	25.8	56.5	12	12	46.5	0.5	Horário		




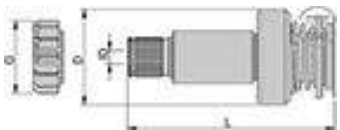
T	G	L	SPL	ID	D	RH	CW/CCW
Nº de Dentes # Of Pinon Teeth # De Los Dientes Del Pinón	Diâmetro Externo (mm) Pinon O.D. Piñon-Dimension	Comprimento (mm) Length Largo	Nº de Estrial # Of Splines # De Estriás	Diâmetro da Bucha (mm) Pinon I.D. Pinón-Dimensión Interna	Diâmetro da Capa (mm) Drive O.D. Dimensión Externa	Profundidade de Rebaixo Height of Rabbet Altura Del Rebajo	Horário/Anti Horário Clockwise/Counter Clockwise Horario/Antihorario

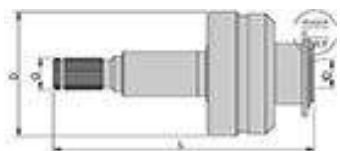
Nº ZEN	T	G	L	SPL	ID	D	RH	CW/CCW	Familia/Family/Familia	132
10003	9	25.82	47	6	12	46.5		Horário		
1048	8	28.2	45.5	6	12	43.5		Horário		
1614	10	27.5	47	6	12	46.5		Horário		

Nº ZEN	T	G	L	SPL	ID	D	RH	CW/CCW	Familia/Family/Familia	133
1069	10	27.94	81	16	11	46.5		Anti-horário		
1108	9	25.8	80.5	16	11	46.5		Anti-horário		

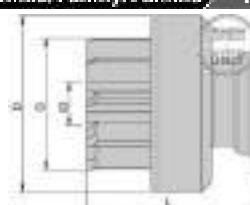
Nº ZEN	T	G	L	SPL	ID	D	RH	CW/CCW	Familia/Family/Familia	134
0957	20	14.7	116.8	10		65		Horário		
1043	18	13.32	109.8	8		56		Horário		
1046	20	14.7	126	10		65		Horário		
1047	20	14.7	119	10		65		Horário		
1577	19	14.65	116.8	10		64.8		Horário		
1667	19	14.65	126	10		65		Anti-horário		
1853	20	14.7	138.2	10		65		Horário		


Nº ZEN	T	G	L	SPL	ID	D	RH	CW/CCW	Familia/Family/Familia	138
1712	9	25.8	82.3	11	11	46.6		Anti-horário		
1741	10	27.94	80.4	11	11	46.6		Anti-horário		

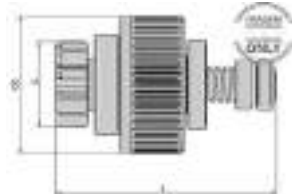
Nº ZEN	T	G	L	SPL	ID	D	RH	CW/CCW	Familia/Family/Familia	141
1647	10	32.1	117.4	6	12.06	59		Horário		
1837	10	40	164.6	6	12.06	59.5		Horário		

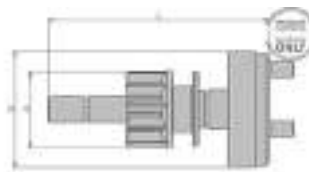
Nº ZEN	T	G	L	SPL	ID	D	RH	CW/CCW	Familia/Family/Familia	142
1809	23	17.5	144.2	6	13.01	69.5		Horário		
1810	28	20.1	148	6	13.01	71.9		Horário		
1811	23	17.5	144.2	6	13.01	71.9		Horário		

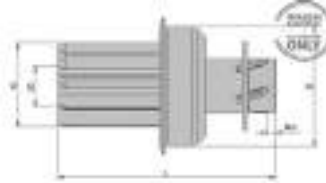
T	G	L	SPL	ID	D	RH	CW/CCW
Nº de Dentes # Of Pinon Teeth # De Los Dientes Del Pinón	Diâmetro Externo (mm) Pinon O.D. Piñon-Dimension	Comprimento (mm) Length Largo	Nº de Estrial # Of Splines # De Estrías	Diâmetro da Bucha (mm) Pinon I.D. Pinón-Dimensión Interna	Diâmetro da Capa (mm) Drive O.D. Dimensión Externa	Profundidade de Rebaixo Height of Rabbet Altura Del Rebajo	Horário/Anti Horário Clockwise/Counter Clockwise Horario/Antihorario


Nº ZEN	T	G	L	SPL	ID	D	RH	CW/CCW	Familia/Family/Familia	143
1813	9	29.64	43.5	10	11.02	45.9		Horário		
1816	9	34.1	43.5	10	11.08	45.9		Horário		
1841	10	32	43.5	10	11.02	45.9		Horário		
1887	9	29.64	50	10	11.02	45.9		Horário		
1902	11	30	43.5	10	11.02	45.9		Horário		
1942	12	31.8	43.5	10	11.02	45.9		Horário		
1943	11	35.4	51.5	10	11.02	45.9		Horário		
1998	9	32.2	43.5	10	11.02	45.9		Horário		

Nº ZEN	T	G	L	SPL	ID	D	RH	CW/CCW	Familia/Family/Familia	144
1827	11	40	146.3					Horário		
1828			91.9					Horário		
1829	13	39.5	146.3					Horário		
1830	12	44.9	146.3					Horário		
1831	10	40	146.3					Horário		
1961	11	38.4	146.3					Horário		
1962	11	40	146.3					Horário		

Nº ZEN	T	G	L	SPL	ID	D	RH	CW/CCW	Familia/Family/Familia	145
1861	9	33	95.3					Horário		
1862	9	36	95.3					Horário		
1865	11	40.5	103.3					Anti-horário		
1883	9	36	100					Horário		
2015	11	40.5	100					Horário		

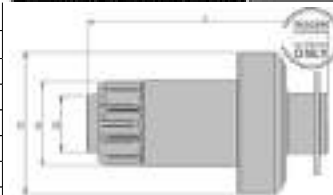
Nº ZEN	T	G	L	SPL	ID	D	RH	CW/CCW	Familia/Family/Familia	146
1875	9	29.6	85.7			45.3		Horário		
1877	10	27.8	81.2			44.2		Horário		
1879	11	29.7	85.7			45.3		Horário		
1964	11	34.8	85.7			45.3		Horário		
1966	12	37.1	85.7			45.3		Horário		
1967	10	27.8	85.7			45.3		Horário		
1968	13	34.55	91.7			45.3		Horário		
1969	10	32.8	91.7			45.3		Horário		
1974	15	38.2	93.2			44.2		Horário		

Nº ZEN	T	G	L	SPL	ID	D	RH	CW/CCW	Familia/Family/Familia	147
1885	9	29.5	75	5	11.02	41.5		Anti-horário		

Nº ZEN	T	G	L	SPL	ID	D	RH	CW/CCW	Familia/Family/Familia	148
1888	9	35.5	136	6	15.1	64.6		Horário		

T	G	L	SPL	ID	D	RH	CW/CCW
Nº de Dentes # Of Pinon Teeth # De Los Dientes Del Pinón	Diâmetro Externo (mm) Pinon O.D. Piñon-Dimension	Comprimento (mm) Length Largo	Nº de Estrial # Of Splines # De Estrías	Diâmetro da Bucha (mm) Pinon I.D. Pinón-Dimensión Interna	Diâmetro da Capa (mm) Drive O.D. Dimensión Externa	Profundidade de Rebaixo Height of Rabbet Altura Del Rebajo	Horário/Anti Horário Clockwise/Counter Clockwise Horario/Antihorario

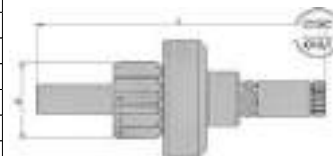
Nº ZEN	T	G	L	SPL	ID	D	RH	CW/CCW	Familia/Family/Familia	149
1890	10	28.36	81.8	10	12.06	48.7	15.8	Anti-horário		
1891	10	28.36	89	10	12.06	48.7	15.8	Anti-horário		



Nº ZEN	T	G	L	SPL	ID	D	RH	CW/CCW	Familia/Family/Familia	151
1803	13	34.65	97.85	16		45.8		Anti-horário		
1985	13	34.65	93.2	16	11	45.3		Anti-horário		




Nº ZEN	T	G	L	SPL	ID	D	RH	CW/CCW	Familia/Family/Familia	155
1849	9	29.64	110.7	6	11	45.3		Horário		



Nº ZEN	T	G	L	SPL	ID	D	RH	CW/CCW	Familia/Family/Familia	158
1934	13	34.65	96.5	4	12	49.8		Anti-horário		



Nº ZEN	T	G	L	SPL	ID	D	RH	CW/CCW	Familia/Family/Familia	159
1826	13	34.4	98	16	14.25	50.7		Anti-horário		
1919	11	41	96.6	16	11	53.4		Horário		



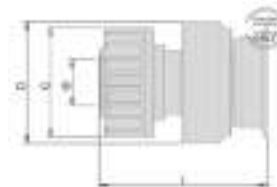
Nº ZEN	T	G	L	SPL	ID	D	RH	CW/CCW	Familia/Family/Familia	160
1918	11	43.7	121.5			46.5		Horário		
1990	12	46.5	153.5			46.5		Horário		



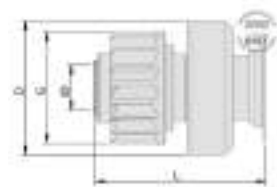


T	G	L	SPL	ID	D	RH	CW/CCW
Nº de Dentes # Of Pinon Teeth # De Los Dientes Del Pinón	Diâmetro Externo (mm) Pinon O.D. Piñon-Dimension	Comprimento (mm) Length Largo	Nº de Estrial # Of Splines # De Estriás	Diâmetro da Bucha (mm) Pinon I.D. Pinón-Dimensión Interna	Diâmetro da Capa (mm) Drive O.D. Dimensión Externa	Profundidade de Rebaixo Height of Rabbet Altura Del Rebajo	Horário/Anti Horário Clockwise/Counter Clockwise Horario/Antihorario

Nº ZEN	T	G	L	SPL	ID	D	RH	CW/CCW	Familia/Family/Familia	161
1922	17	41.8	64.1	4	12	46.5		Horário		



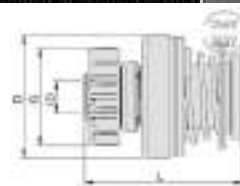
Nº ZEN	T	G	L	SPL	ID	D	RH	CW/CCW	Familia/Family/Familia	162
1935	15	38.2	58.5	10	11.02	45.6		Horário		



Nº ZEN	T	G	L	SPL	ID	D	RH	CW/CCW	Familia/Family/Familia	163
1936	21	16.5	167.5	7		60		Horário		



Nº ZEN	T	G	L	SPL	ID	D	RH	CW/CCW	Familia/Family/Familia	164
1965	12	36.8	58.3	16	11	45.3		Horário		
1975	11	34.7	58.3	16	11	45.3		Horário		
1983	11	35	58.4	16	11	47.4		Horário		
1986	11	35.5	58.3	16	11	45.3		Horário		
2019	12	37.1	64.4	16	11	47.4		Horário		



Nº ZEN	T	G	L	SPL	ID	D	RH	CW/CCW	Familia/Family/Familia	166
2004	10	37.8	101.7	5		45.9		Horário		

imagem  
indisponível

T	G	L	SPL	ID	CT	D	FAM	CW/CCW
Nº de Dentes # Of Pinion Teeth # De Los Dientes Del Pinón	Ø Externo (mm) Pinon O.D. Piñon - Ø Externa	Comprimento Total (mm) Length Largo	Nº de Estrias # Of Splines # De Estriás	Ø da Bucha (mm) Pinon I.D. Pinón - Ø Interna	Nº Dentes Coroa # Barrel Gear Teeth # Dientes de la Corona	Ø da Capa (mm) Drive O.D. Ø Externa	Família Family Familia	Horário/Anti Horário Clockwise/Counter Clockwise Horario/Antihorario

<b>0001</b>  APLICAÇÃO Application / Aplicación Pg. 322	<b>1.01.0001.0</b>		<b>0005</b>  APLICAÇÃO Application / Aplicación Pg. 322	<b>1.01.0005.0</b>		<b>0006</b>  APLICAÇÃO Application / Aplicación Pg. 322	<b>1.01.0006.0</b>		<b>0010</b>  APLICAÇÃO Application / Aplicación Pg. 322	<b>1.01.0010.0</b>	
	T	9		T	9		T	9		T	9
	G	29.64		G	29.64		G	29.64		G	25.8
	L	73.5		L	73.5		L	74.5		L	75
	SPL	6		SPL	6		SPL	3		SPL	6
	ID	14.3		ID	14.3		ID	14.26		ID	12
	D	54.5		D	46.5		D	46.5		D	46.2
	FAM	020		FAM	020		FAM	023		FAM	020
	CW/CCW	Horário		CW/CCW	Horário		CW/CCW	Anti-horário		CW/CCW	Horário
<b>0013</b>  APLICAÇÃO Application / Aplicación Pg. 322	<b>1.01.0013.0</b>		<b>0015</b>  APLICAÇÃO Application / Aplicación Pg. 322	<b>1.01.0015.0</b>		<b>0020</b>  APLICAÇÃO Application / Aplicación Pg. 323	<b>1.01.0020.0</b>		<b>0022</b>  APLICAÇÃO Application / Aplicación Pg. 323	<b>1.01.0022.0</b>	
	T	9		T	9		T	9		T	9
	G	25.8		G	29.64		G	25.8		G	29.64
	L	75.5		L	77.5		L	80.5		L	100
	SPL	3		SPL	3		SPL	3		SPL	6
	ID	12		ID	14.26		ID	12		ID	14.26
	D	46.2		D	46.6		D	46.2		D	46.5
	FAM	020		FAM	021		FAM	020		FAM	020
	CW/CCW	Horário		CW/CCW	Horário		CW/CCW	Horário		CW/CCW	Horário
<b>0024</b>  APLICAÇÃO Application / Aplicación Pg. 323	<b>1.01.0024.0</b>		<b>0025</b>  APLICAÇÃO Application / Aplicación Pg. 323	<b>1.01.0025.0</b>		<b>0028</b>  APLICAÇÃO Application / Aplicación Pg. 324	<b>1.01.0028.0</b>		<b>0034</b>  APLICAÇÃO Application / Aplicación Pg. 324	<b>1.01.0034.0</b>	
	T	10		T	9		T	9		T	9
	G	40		G	34.8		G	34.8		G	34.8
	L	79.5		L	76.5		L	90		L	91
	SPL	6		SPL	6		SPL	3		SPL	3
	ID	14.29		ID	14.3		ID	14.29		ID	14.26
	D	60		D	60		D	54.5		D	60
	FAM	020		FAM	020		FAM	021		FAM	021
	CW/CCW	Horário		CW/CCW	Horário		CW/CCW	Horário		CW/CCW	Horário
<b>0039</b>  APLICAÇÃO Application / Aplicación Pg. 324	<b>1.01.0039.0</b>		<b>0041</b>  APLICAÇÃO Application / Aplicación Pg. 324	<b>1.01.0041.0</b>		<b>0043</b>  APLICAÇÃO Application / Aplicación Pg. 324	<b>1.01.0043.0</b>		<b>0044</b>  APLICAÇÃO Application / Aplicación Pg. 324	<b>1.01.0044.0</b>	
	T	10		T	11		T	10		T	9
	G	40		G	41		G	40		G	25.8
	L	96		L	102.5		L	87		L	78
	SPL	6		SPL	6		SPL	3		SPL	3
	ID	14.3		ID	14.3		ID	14.26		ID	12
	D	60		D	60		D	60		D	46.6
	FAM	020		FAM	020		FAM	021		FAM	021
	CW/CCW	Horário		CW/CCW	Horário		CW/CCW	Horário		CW/CCW	Horário

T	G	L	SPL	ID	CT	D	FAM	CW/CCW
Nº de Dentes # Of Pinion Teeth # De Los Dientes Del Pinón	Ø Externo (mm) Pinon O.D. Piñon - Ø Externa	Comprimento Total (mm) Length Largo	Nº de Estrias # Of Splines # De Estriás	Ø da Bucha (mm) Pinon I.D. Pinón - Ø Interna	Nº Dentes Coroa # Barrel Gear Teeth # Dientes de la Corona	Ø da Capa (mm) Drive O.D. Ø Externa	Família Family Familia	Horário/Anti Horário Clockwise/Counter Clockwise Horario/Antihorario

<b>0045</b>  APLICAÇÃO Application / Aplicación Pg. 325	<b>1.01.0045.0</b>		<b>0046</b>  APLICAÇÃO Application / Aplicación Pg. 325	<b>1.01.0046.0</b>		<b>0049</b>  APLICAÇÃO Application / Aplicación Pg. 325	<b>1.01.0049.0</b>		<b>0050</b>  APLICAÇÃO Application / Aplicación Pg. 325	<b>1.01.0050.0</b>	
	T	9		T	9		T	12		T	10
	G	25.8		G	25.8		G	37.26		G	33.02
	L	80.5		L	90		L	75.5		L	75
	SPL	6		SPL	3		SPL	6		SPL	6
	ID	12		ID	12		ID	12		ID	12
	D	46.2		D	45.5		D	46.6		D	46.6
<b>0051</b>  APLICAÇÃO Application / Aplicación Pg. 325	FAM	020	<b>0052</b>  APLICAÇÃO Application / Aplicación Pg. 326	FAM	021	<b>0053</b>  APLICAÇÃO Application / Aplicación Pg. 326	FAM	037	<b>0054</b>  APLICAÇÃO Application / Aplicación Pg. 326	FAM	037
	CW/CCW	Horário		CW/CCW	Horário		CW/CCW	Horário		CW/CCW	Horário
	T	12		T	9		T	9		T	9
	G	46.3		G	29.64		G	25.8		G	25.8
	L	96		L	95		L	71.8		L	77
	SPL	3		SPL	3		SPL	12		SPL	3
	ID	14.3		ID	14.3		ID	12		ID	12
<b>0056</b>  APLICAÇÃO Application / Aplicación Pg. 326	D	60	<b>0059</b>  APLICAÇÃO Application / Aplicación Pg. 327	D	60	<b>0060</b>  APLICAÇÃO Application / Aplicación Pg. 327	D	46.5	<b>0061</b>  APLICAÇÃO Application / Aplicación Pg. 327	D	46.6
	FAM	020		FAM	020		FAM	006		FAM	035
	CW/CCW	Horário		CW/CCW	Horário		CW/CCW	Horário		CW/CCW	Horário
	T	9		T	11		T	10		T	13
	G	29.64		G	41		G	40		G	46
	L	73.5		L	92		L	91.5		L	92
	SPL	6		SPL	3		SPL	3		SPL	3
<b>0062</b>  APLICAÇÃO Application / Aplicación Pg. 327	ID	12	<b>0064</b>  APLICAÇÃO Application / Aplicación Pg. 327	ID	14.26	<b>0065</b>  APLICAÇÃO Application / Aplicación Pg. 328	ID	14.26	<b>0067</b>  APLICAÇÃO Application / Aplicación Pg. 328	ID	14.26
	D	46.5		D	60		D	60		D	60
	FAM	020		FAM	021		FAM	021		FAM	021
	CW/CCW	Horário		CW/CCW	Horário		CW/CCW	Horário		CW/CCW	Horário
	T	9		T	10		T	9		T	10
	G	34.8		G	40		G	25.816		G	40
	L	77.5		L	70		L	62		L	73
<b>0066</b>  APLICAÇÃO Application / Aplicación Pg. 327	SPL	3	<b>0067</b>  APLICAÇÃO Application / Aplicación Pg. 327	SPL	3	<b>0068</b>  APLICAÇÃO Application / Aplicación Pg. 328	SPL	10	<b>0069</b>  APLICAÇÃO Application / Aplicación Pg. 328	SPL	3
	ID	14.26		ID	17		ID	11.08		ID	17
	D	46.6		D	60		D	46.3		D	60
	FAM	021		FAM	039		FAM	007		FAM	039
	CW/CCW	Horário		CW/CCW	Horário		CW/CCW	Anti-horário		CW/CCW	Horário
	T	9		T	10		T	9		T	10
	G	34.8		G	40		G	25.816		G	40

T	G	L	SPL	ID	CT	D	FAM	CW/CCW
Nº de Dentes # Of Pinon Teeth # De Los Dientes Del Pinón	Ø Externo (mm) Pinon O.D. Piñon - Ø Externa	Comprimento Total (mm) Length Largo	Nº de Estrias # Of Splines # De Estriás	Ø da Bucha (mm) Pinon I.D. Pinón - Ø Interna	Nº Dentes Coroa # Barrel Gear Teeth # Dientes de la Corona	Ø da Capa (mm) Drive O.D. Ø Externa	Família Family Familia	Horário/Anti Horário Clockwise/Counter Clockwise Horario/Antihorario

<b>0068</b>  APLICAÇÃO Application / Aplicación Pg. 328	<b>1.01.0068.0</b>		<b>0070</b>  APLICAÇÃO Application / Aplicación Pg. 328	<b>1.01.0070.0</b>		<b>0073</b>  APLICAÇÃO Application / Aplicación Pg. 328	<b>1.01.0073.0</b>		<b>0077</b>  APLICAÇÃO Application / Aplicación Pg. 328	<b>1.01.0077.0</b>	
	T	9		T	12		T	9		T	9
	G	25.8		G	37.26		G	29.64		G	29.64
	L	64		L	92.5		L	87		L	64
	SPL	10		SPL	6		SPL	6		SPL	10
	ID	12		ID	12		ID	12		ID	12
	D	46.5		D	46.5		D	46.5		D	46.5
	FAM	002		FAM	020		FAM	020		FAM	007
	CW/CCW	Horário		CW/CCW	Horário		CW/CCW	Horário		CW/CCW	Horário
<b>0080</b>  APLICAÇÃO Application / Aplicación Pg. 329	<b>1.01.0080.0</b>		<b>0082</b>  APLICAÇÃO Application / Aplicación Pg. 329	<b>1.01.0082.0</b>		<b>0084</b>  APLICAÇÃO Application / Aplicación Pg. 329	<b>1.01.0084.0</b>		<b>0085</b>  APLICAÇÃO Application / Aplicación Pg. 329	<b>1.01.0085.0</b>	
	T	9		T	10		T	13		T	9
	G	25.8		G	26.82		G	47		G	34.8
	L	68.5		L	66		L	79.5		L	79
	SPL	10		SPL	10		SPL	6		SPL	6
	ID	12		ID	12		ID	14.26		ID	14.26
	D	46.3		D	46.5		D	60		D	60
	FAM	049		FAM	007		FAM	020		FAM	020
	CW/CCW	Horário		CW/CCW	Horário		CW/CCW	Horário		CW/CCW	Horário
<b>0086</b>  APLICAÇÃO Application / Aplicación Pg. 329	<b>1.01.0086.0</b>		<b>0092</b>  APLICAÇÃO Application / Aplicación Pg. 330	<b>1.01.0092.0</b>		<b>0093</b>  APLICAÇÃO Application / Aplicación Pg. 330	<b>1.01.0093.0</b>		<b>0096</b>  APLICAÇÃO Application / Aplicación Pg. 330	<b>1.01.0096.0</b>	
	T	9		T	9		T	10		T	10
	G	29.64		G	34.8		G	40		G	40
	L	97.5		L	86.5		L	96		L	70
	SPL	6		SPL	3		SPL	3		SPL	12
	ID	12		ID	14.26		ID	14.29		ID	17
	D	46.5		D	60		D	60		D	60
	FAM	020		FAM	021		FAM	020		FAM	039
	CW/CCW	Horário		CW/CCW	Horário		CW/CCW	Horário		CW/CCW	Horário
<b>0097</b>  APLICAÇÃO Application / Aplicación Pg. 330	<b>1.01.0097.0</b>		<b>0101</b>  APLICAÇÃO Application / Aplicación Pg. 331	<b>1.01.0101.0</b>		<b>0102</b>  APLICAÇÃO Application / Aplicación Pg. 331	<b>1.01.0102.0</b>		<b>0104</b>  APLICAÇÃO Application / Aplicación Pg. 331	<b>1.01.0104.0</b>	
	T	12		T	11		T	10		T	9
	G	46.3		G	41		G	40		G	25.8
	L	120.1		L	89		L	95		L	72
	SPL	19		SPL	10		SPL	3		SPL	6
	ID	15.9		ID	14.3		ID	15		ID	12
	D	58.4		D	60		D	60		D	46.5
	FAM	051		FAM	014		FAM	035		FAM	017
	CW/CCW	Horário		CW/CCW	Horário		CW/CCW	Horário		CW/CCW	Horário

T	G	L	SPL	ID	CT	D	FAM	CW/CCW
Nº de Dentes # Of Pinion Teeth # De Los Dientes Del Pinón	Ø Externo (mm) Pinon O.D. Piñon - Ø Externa	Comprimento Total (mm) Length Largo	Nº de Estrias # Of Splines # De Estriás	Ø da Bucha (mm) Pinon I.D. Pinón - Ø Interna	Nº Dentes Coroa # Barrel Gear Teeth # Dientes de la Corona	Ø da Capa (mm) Drive O.D. Ø Externa	Família Family Familia	Horário/Anti Horário Clockwise/Counter Clockwise Horario/Antihorario

<div><div>0105</div><div></div><div>APLICAÇÃO Application / Aplicación Pg. 331</div></div>	<div><div>1.01.0105.0</div><div><table><tr><td>T</td><td>9</td></tr><tr><td>G</td><td>34.8</td></tr><tr><td>L</td><td>91</td></tr><tr><td>SPL</td><td>10</td></tr><tr><td>ID</td><td>14.3</td></tr><tr><td>D</td><td>60</td></tr><tr><td>FAM</td><td>014</td></tr><tr><td>CW/CCW</td><td>Horário</td></tr></table></div></div>	T	9	G	34.8	L	91	SPL	10	ID	14.3	D	60	FAM	014	CW/CCW	Horário	<div><div>0108</div><div></div><div>APLICAÇÃO Application / Aplicación Pg. 332</div></div>	<div><div>1.01.0108.0</div><div><table><tr><td>T</td><td>9</td></tr><tr><td>G</td><td>25.8</td></tr><tr><td>L</td><td>64</td></tr><tr><td>SPL</td><td>10</td></tr><tr><td>ID</td><td>12</td></tr><tr><td>D</td><td>46.7</td></tr><tr><td>FAM</td><td>001</td></tr><tr><td>CW/CCW</td><td>Horário</td></tr></table></div></div>	T	9	G	25.8	L	64	SPL	10	ID	12	D	46.7	FAM	001	CW/CCW	Horário	<div><div>0110</div><div></div><div>APLICAÇÃO Application / Aplicación Pg. 332</div></div>	<div><div>1.01.0110.0</div><div><table><tr><td>T</td><td>11</td></tr><tr><td>G</td><td>56.7</td></tr><tr><td>L</td><td>120.1</td></tr><tr><td>SPL</td><td>19</td></tr><tr><td>ID</td><td>15.9</td></tr><tr><td>D</td><td>58.4</td></tr><tr><td>FAM</td><td>051</td></tr><tr><td>CW/CCW</td><td>Horário</td></tr></table></div></div>	T	11	G	56.7	L	120.1	SPL	19	ID	15.9	D	58.4	FAM	051	CW/CCW	Horário	<div><div>0111</div><div></div><div>APLICAÇÃO Application / Aplicación Pg. 333</div></div>	<div><div>1.01.0111.0</div><div><table><tr><td>T</td><td>11</td></tr><tr><td>G</td><td>29.5</td></tr><tr><td>L</td><td>64</td></tr><tr><td>SPL</td><td>10</td></tr><tr><td>ID</td><td>12</td></tr><tr><td>D</td><td>46.5</td></tr><tr><td>FAM</td><td>001</td></tr><tr><td>CW/CCW</td><td>Horário</td></tr></table></div></div>	T	11	G	29.5	L	64	SPL	10	ID	12	D	46.5	FAM	001	CW/CCW	Horário
T	9																																																																						
G	34.8																																																																						
L	91																																																																						
SPL	10																																																																						
ID	14.3																																																																						
D	60																																																																						
FAM	014																																																																						
CW/CCW	Horário																																																																						
T	9																																																																						
G	25.8																																																																						
L	64																																																																						
SPL	10																																																																						
ID	12																																																																						
D	46.7																																																																						
FAM	001																																																																						
CW/CCW	Horário																																																																						
T	11																																																																						
G	56.7																																																																						
L	120.1																																																																						
SPL	19																																																																						
ID	15.9																																																																						
D	58.4																																																																						
FAM	051																																																																						
CW/CCW	Horário																																																																						
T	11																																																																						
G	29.5																																																																						
L	64																																																																						
SPL	10																																																																						
ID	12																																																																						
D	46.5																																																																						
FAM	001																																																																						
CW/CCW	Horário																																																																						
<div><div>0112</div><div></div><div>APLICAÇÃO Application / Aplicación Pg. 333</div></div>	<div><div>1.01.0112.0</div><div><table><tr><td>T</td><td>10</td></tr><tr><td>G</td><td>32</td></tr><tr><td>L</td><td>96</td></tr><tr><td>SPL</td><td>3</td></tr><tr><td>ID</td><td>14.26</td></tr><tr><td>D</td><td>60</td></tr><tr><td>FAM</td><td>020</td></tr><tr><td>CW/CCW</td><td>Horário</td></tr></table></div></div>	T	10	G	32	L	96	SPL	3	ID	14.26	D	60	FAM	020	CW/CCW	Horário	<div><div>0114</div><div></div><div>APLICAÇÃO Application / Aplicación Pg. 333</div></div>	<div><div>1.01.0114.0</div><div><table><tr><td>T</td><td>12</td></tr><tr><td>G</td><td>46.3</td></tr><tr><td>L</td><td>108</td></tr><tr><td>SPL</td><td>6</td></tr><tr><td>ID</td><td>11.26</td></tr><tr><td>D</td><td>60</td></tr><tr><td>FAM</td><td>017</td></tr><tr><td>CW/CCW</td><td>Horário</td></tr></table></div></div>	T	12	G	46.3	L	108	SPL	6	ID	11.26	D	60	FAM	017	CW/CCW	Horário	<div><div>0115</div><div></div><div>APLICAÇÃO Application / Aplicación Pg. 333</div></div>	<div><div>1.01.0115.0</div><div><table><tr><td>T</td><td>9</td></tr><tr><td>G</td><td>25.8</td></tr><tr><td>L</td><td>66</td></tr><tr><td>SPL</td><td>10</td></tr><tr><td>ID</td><td>12</td></tr><tr><td>D</td><td>46.5</td></tr><tr><td>FAM</td><td>009</td></tr><tr><td>CW/CCW</td><td>Horário</td></tr></table></div></div>	T	9	G	25.8	L	66	SPL	10	ID	12	D	46.5	FAM	009	CW/CCW	Horário	<div><div>0117</div><div></div><div>APLICAÇÃO Application / Aplicación Pg. 333</div></div>	<div><div>1.01.0117.0</div><div><table><tr><td>T</td><td>12</td></tr><tr><td>G</td><td>46.3</td></tr><tr><td>L</td><td>120.1</td></tr><tr><td>SPL</td><td>19</td></tr><tr><td>ID</td><td>19</td></tr><tr><td>D</td><td>58.4</td></tr><tr><td>FAM</td><td>051</td></tr><tr><td>CW/CCW</td><td>Horário</td></tr></table></div></div>	T	12	G	46.3	L	120.1	SPL	19	ID	19	D	58.4	FAM	051	CW/CCW	Horário
T	10																																																																						
G	32																																																																						
L	96																																																																						
SPL	3																																																																						
ID	14.26																																																																						
D	60																																																																						
FAM	020																																																																						
CW/CCW	Horário																																																																						
T	12																																																																						
G	46.3																																																																						
L	108																																																																						
SPL	6																																																																						
ID	11.26																																																																						
D	60																																																																						
FAM	017																																																																						
CW/CCW	Horário																																																																						
T	9																																																																						
G	25.8																																																																						
L	66																																																																						
SPL	10																																																																						
ID	12																																																																						
D	46.5																																																																						
FAM	009																																																																						
CW/CCW	Horário																																																																						
T	12																																																																						
G	46.3																																																																						
L	120.1																																																																						
SPL	19																																																																						
ID	19																																																																						
D	58.4																																																																						
FAM	051																																																																						
CW/CCW	Horário																																																																						
<div><div>0118</div><div></div><div>APLICAÇÃO Application / Aplicación Pg. 334</div></div>	<div><div>1.01.0118.0</div><div><table><tr><td>T</td><td>10</td></tr><tr><td>G</td><td>40</td></tr><tr><td>L</td><td>91</td></tr><tr><td>SPL</td><td>10</td></tr><tr><td>ID</td><td>14.26</td></tr><tr><td>D</td><td>60</td></tr><tr><td>FAM</td><td>014</td></tr><tr><td>CW/CCW</td><td>Horário</td></tr></table></div></div>	T	10	G	40	L	91	SPL	10	ID	14.26	D	60	FAM	014	CW/CCW	Horário	<div><div>0119</div><div></div><div>APLICAÇÃO Application / Aplicación Pg. 334</div></div>	<div><div>1.01.0119.0</div><div><table><tr><td>T</td><td>9</td></tr><tr><td>G</td><td>29.64</td></tr><tr><td>L</td><td>66.5</td></tr><tr><td>SPL</td><td>10</td></tr><tr><td>ID</td><td>12.51</td></tr><tr><td>D</td><td>46.5</td></tr><tr><td>FAM</td><td>048</td></tr><tr><td>CW/CCW</td><td>Anti-horário</td></tr></table></div></div>	T	9	G	29.64	L	66.5	SPL	10	ID	12.51	D	46.5	FAM	048	CW/CCW	Anti-horário	<div><div>0120</div><div></div><div>APLICAÇÃO Application / Aplicación Pg. 334</div></div>	<div><div>1.01.0120.0</div><div><table><tr><td>T</td><td>9</td></tr><tr><td>G</td><td>25.8</td></tr><tr><td>L</td><td>70.8</td></tr><tr><td>SPL</td><td>6</td></tr><tr><td>ID</td><td>11.5</td></tr><tr><td>D</td><td>46.5</td></tr><tr><td>FAM</td><td>048</td></tr><tr><td>CW/CCW</td><td>Horário</td></tr></table></div></div>	T	9	G	25.8	L	70.8	SPL	6	ID	11.5	D	46.5	FAM	048	CW/CCW	Horário	<div><div>0125</div><div></div><div>APLICAÇÃO Application / Aplicación Pg. 335</div></div>	<div><div>1.01.0125.0</div><div><table><tr><td>T</td><td>13</td></tr><tr><td>G</td><td>47</td></tr><tr><td>L</td><td>89.5</td></tr><tr><td>SPL</td><td>3</td></tr><tr><td>ID</td><td>14.29</td></tr><tr><td>D</td><td>60</td></tr><tr><td>FAM</td><td>020</td></tr><tr><td>CW/CCW</td><td>Anti-horário</td></tr></table></div></div>	T	13	G	47	L	89.5	SPL	3	ID	14.29	D	60	FAM	020	CW/CCW	Anti-horário
T	10																																																																						
G	40																																																																						
L	91																																																																						
SPL	10																																																																						
ID	14.26																																																																						
D	60																																																																						
FAM	014																																																																						
CW/CCW	Horário																																																																						
T	9																																																																						
G	29.64																																																																						
L	66.5																																																																						
SPL	10																																																																						
ID	12.51																																																																						
D	46.5																																																																						
FAM	048																																																																						
CW/CCW	Anti-horário																																																																						
T	9																																																																						
G	25.8																																																																						
L	70.8																																																																						
SPL	6																																																																						
ID	11.5																																																																						
D	46.5																																																																						
FAM	048																																																																						
CW/CCW	Horário																																																																						
T	13																																																																						
G	47																																																																						
L	89.5																																																																						
SPL	3																																																																						
ID	14.29																																																																						
D	60																																																																						
FAM	020																																																																						
CW/CCW	Anti-horário																																																																						
<div><div>0126</div><div></div><div>APLICAÇÃO Application / Aplicación Pg. 335</div></div>	<div><div>1.01.0126.0</div><div><table><tr><td>T</td><td>9</td></tr><tr><td>G</td><td>25.8</td></tr><tr><td>L</td><td>72</td></tr><tr><td>SPL</td><td>6</td></tr><tr><td>ID</td><td>12</td></tr><tr><td>D</td><td>46.5</td></tr><tr><td>FAM</td><td>017</td></tr><tr><td>CW/CCW</td><td>Horário</td></tr></table></div></div>	T	9	G	25.8	L	72	SPL	6	ID	12	D	46.5	FAM	017	CW/CCW	Horário	<div><div>0131</div><div></div><div>APLICAÇÃO Application / Aplicación Pg. 335</div></div>	<div><div>1.01.0131.0</div><div><table><tr><td>T</td><td>9</td></tr><tr><td>G</td><td>25.8</td></tr><tr><td>L</td><td>66.5</td></tr><tr><td>SPL</td><td>10</td></tr><tr><td>ID</td><td>11</td></tr><tr><td>D</td><td>46.5</td></tr><tr><td>FAM</td><td>048</td></tr><tr><td>CW/CCW</td><td>Anti-horário</td></tr></table></div></div>	T	9	G	25.8	L	66.5	SPL	10	ID	11	D	46.5	FAM	048	CW/CCW	Anti-horário	<div><div>0133</div><div></div><div>APLICAÇÃO Application / Aplicación Pg. 336</div></div>	<div><div>1.01.0133.0</div><div><table><tr><td>T</td><td>-</td></tr><tr><td>G</td><td>-</td></tr><tr><td>L</td><td>166</td></tr><tr><td>SPL</td><td>21</td></tr><tr><td>ID</td><td>-</td></tr><tr><td>D</td><td>75.5</td></tr><tr><td>FAM</td><td>058</td></tr><tr><td>CW/CCW</td><td>-</td></tr></table></div></div>	T	-	G	-	L	166	SPL	21	ID	-	D	75.5	FAM	058	CW/CCW	-	<div><div>0134</div><div></div><div>APLICAÇÃO Application / Aplicación Pg. 336</div></div>	<div><div>1.01.0134.0</div><div><table><tr><td>T</td><td>13</td></tr><tr><td>G</td><td>46</td></tr><tr><td>L</td><td>73</td></tr><tr><td>SPL</td><td>12</td></tr><tr><td>ID</td><td>17</td></tr><tr><td>D</td><td>60</td></tr><tr><td>FAM</td><td>039</td></tr><tr><td>CW/CCW</td><td>Horário</td></tr></table></div></div>	T	13	G	46	L	73	SPL	12	ID	17	D	60	FAM	039	CW/CCW	Horário
T	9																																																																						
G	25.8																																																																						
L	72																																																																						
SPL	6																																																																						
ID	12																																																																						
D	46.5																																																																						
FAM	017																																																																						
CW/CCW	Horário																																																																						
T	9																																																																						
G	25.8																																																																						
L	66.5																																																																						
SPL	10																																																																						
ID	11																																																																						
D	46.5																																																																						
FAM	048																																																																						
CW/CCW	Anti-horário																																																																						
T	-																																																																						
G	-																																																																						
L	166																																																																						
SPL	21																																																																						
ID	-																																																																						
D	75.5																																																																						
FAM	058																																																																						
CW/CCW	-																																																																						
T	13																																																																						
G	46																																																																						
L	73																																																																						
SPL	12																																																																						
ID	17																																																																						
D	60																																																																						
FAM	039																																																																						
CW/CCW	Horário																																																																						



T	G	L	SPL	ID	CT	D	FAM	CW/CCW
Nº de Dentes # Of Pinion Teeth # De Los Dientes Del Pinón	Ø Externo (mm) Pinon O.D. Piñon - Ø Externa	Comprimento Total (mm) Length Largo	Nº de Estrias # Of Splines # De Estriás	Ø da Bucha (mm) Pinon I.D. Pinón - Ø Interna	Nº Dentes Coroa # Barrel Gear Teeth # Dientes de la Corona	Ø da Capa (mm) Drive O.D. Ø Externa	Família Family Familia	Horário/Anti Horário Clockwise/Counter Clockwise Horario/Antihorario

<b>0135</b>  APLICAÇÃO Application / Aplicación Pg. 336	<b>1.01.0135.0</b>		<b>0139</b>  APLICAÇÃO Application / Aplicación Pg. 337	<b>1.01.0139.0</b>		<b>0140</b>  APLICAÇÃO Application / Aplicación Pg. 337	<b>1.01.0140.0</b>		<b>0141</b>  APLICAÇÃO Application / Aplicación Pg. 337	<b>1.01.0141.0</b>	
	T	9		T	9		T	9		T	9
	G	25.8		G	25.8		G	29.64		G	29.64
	L	77		L	64		L	82		L	62
	SPL	12		SPL	10		SPL	10		SPL	10
	ID	12		ID	12		ID	12.5		ID	13
	D	46.5		D	46.5		D	46.6		D	46.5
	FAM	004		FAM	007		FAM	050		FAM	026
	CW/CCW	Horário		CW/CCW	Horário		CW/CCW	Horário		CW/CCW	Horário
<b>0144</b>  APLICAÇÃO Application / Aplicación Pg. 337	<b>1.01.0144.0</b>		<b>0150</b>  APLICAÇÃO Application / Aplicación Pg. 338	<b>1.01.0150.0</b>		<b>0153</b>  APLICAÇÃO Application / Aplicación Pg. 338	<b>1.01.0153.0</b>		<b>0155</b>  APLICAÇÃO Application / Aplicación Pg. 338	<b>1.01.0155.0</b>	
	T	9		T	10		T	13		T	10
	G	29.64		G	40		G	46		G	40
	L	60.5		L	73		L	91		L	73
	SPL	8		SPL	12		SPL	10		SPL	12
	ID	12.8		ID	17		ID	14.26		ID	17
	D	45.5		D	60		D	60		D	60
	FAM	030		FAM	039		FAM	014		FAM	039
	CW/CCW	Horário		CW/CCW	Horário		CW/CCW	Horário		CW/CCW	Horário
<b>0158</b>  APLICAÇÃO Application / Aplicación Pg. 338	<b>1.01.0158.0</b>		<b>0160</b>  APLICAÇÃO Application / Aplicación Pg. 338	<b>1.01.0160.0</b>		<b>0161</b>  APLICAÇÃO Application / Aplicación Pg. 338	<b>1.01.0161.0</b>		<b>0162</b>  APLICAÇÃO Application / Aplicación Pg. 339	<b>1.01.0162.0</b>	
	T	9		T	9		T	9		T	9
	G	25.8		G	29.64		G	25.8		G	29.64
	L	70		L	74		L	74		L	64.5
	SPL	9		SPL	3		SPL	3		SPL	9
	ID	12		ID	12.06		ID	12		ID	12.06
	D	46.5		D	46.5		D	46.5		D	46.6
	FAM	017		FAM	026		FAM	026		FAM	005
	CW/CCW	Horário		CW/CCW	Horário		CW/CCW	Horário		CW/CCW	Horário
<b>0163</b>  APLICAÇÃO Application / Aplicación Pg. 339	<b>1.01.0163.0</b>		<b>0182</b>  APLICAÇÃO Application / Aplicación Pg. 339	<b>1.01.0182.0</b>		<b>0183</b>  APLICAÇÃO Application / Aplicación Pg. 339	<b>1.01.0183.0</b>		<b>0184</b>  APLICAÇÃO Application / Aplicación Pg. 339	<b>1.01.0184.0</b>	
	T	9		T	13		T	9		T	9
	G	34.4		G	49.7		G	25.8		G	29.64
	L	64		L	120.1		L	60		L	64
	SPL	10		SPL	19		SPL	9		SPL	10
	ID	12		ID	15.9		ID	12		ID	12.51
	D	46.5		D	58.4		D	46.5		D	46.6
	FAM	008		FAM	051		FAM	026		FAM	047
	CW/CCW	Horário		CW/CCW	Horário		CW/CCW	Horário		CW/CCW	Horário

T	G	L	SPL	ID	CT	D	FAM	CW/CCW
Nº de Dentes # Of Pinon Teeth # De Los Dientes Del Pinón	Ø Externo (mm) Pinon O.D. Piñon - Ø Externa	Comprimento Total (mm) Length Largo	Nº de Estrias # Of Splines # De Estriás	Ø da Bucha (mm) Pinon I.D. Pinón - Ø Interna	Nº Dentes Coroa # Barrel Gear Teeth # Dientes de la Corona	Ø da Capa (mm) Drive O.D. Ø Externa	Família Family Familia	Horário/Anti Horário Clockwise/Counter Clockwise Horario/Antihorario

<b>0186</b>  APLICAÇÃO Application / Aplicación Pg. 340	1.01.0186.0		<b>0188</b>  APLICAÇÃO Application / Aplicación Pg. 340	1.01.0188.0		<b>0189</b>  APLICAÇÃO Application / Aplicación Pg. 340	1.01.0189.0		<b>0191</b>  APLICAÇÃO Application / Aplicación Pg. 341	1.01.0191.0	
	T	10		T	11		T	9		T	9
	G	40		G	56.7		G	25.8		G	25.8
	L	96.5		L	120.1		L	68		L	74.5
	SPL	6		SPL	19		SPL	9		SPL	3
	ID	14.29		ID	19		ID	12		ID	11
	D	60		D	58.4		D	46.5		D	46.5
	FAM	020		FAM	051		FAM	018		FAM	023
	CW/CCW	Horário		CW/CCW	Horário		CW/CCW	Horário		CW/CCW	Anti-horário
<b>0192</b>  APLICAÇÃO Application / Aplicación Pg. 341	1.01.0192.0		<b>0193</b>  APLICAÇÃO Application / Aplicación Pg. 341	1.01.0193.0		<b>0198</b>  APLICAÇÃO Application / Aplicación Pg. 341	1.01.0198.0		<b>0205</b>  APLICAÇÃO Application / Aplicación Pg. 341	1.01.0205.0	
	T	9		T	9		T	10		T	9
	G	25.8		G	29.64		G	40		G	25.8
	L	64		L	100		L	102.5		L	62
	SPL	3		SPL	6		SPL	6		SPL	12
	ID	11		ID	12		ID	14.26		ID	12
	D	46.5		D	46.5		D	60		D	46.5
	FAM	017		FAM	020		FAM	020		FAM	020
	CW/CCW	Anti-horário		CW/CCW	Horário		CW/CCW	Horário		CW/CCW	Horário
<b>0213</b>  APLICAÇÃO Application / Aplicación Pg. 341	1.01.0213.0		<b>0215</b>  APLICAÇÃO Application / Aplicación Pg. 342	1.01.0215.0		<b>0216</b>  APLICAÇÃO Application / Aplicación Pg. 342	1.01.0216.0		<b>0217</b>  APLICAÇÃO Application / Aplicación Pg. 342	1.01.0217.0	
	T	11		T	9		T	9		T	9
	G	29.5		G	29.64		G	36.5		G	29.64
	L	68		L	76		L	76		L	76
	SPL	6		SPL	12		SPL	12		SPL	6
	ID	14		ID	14		ID	14		ID	14
	D	46.5		D	54.5		D	54.5		D	54.5
	FAM	010		FAM	017		FAM	016		FAM	017
	CW/CCW	Horário		CW/CCW	Horário		CW/CCW	Horário		CW/CCW	Horário
<b>0220</b>  APLICAÇÃO Application / Aplicación Pg. 342	1.01.0220.0		<b>0221</b>  APLICAÇÃO Application / Aplicación Pg. 343	1.01.0221.0		<b>0222</b>  APLICAÇÃO Application / Aplicación Pg. 343	1.01.0222.0		<b>0223</b>  APLICAÇÃO Application / Aplicación Pg. 343	1.01.0223.0	
	T	10		T	9		T	10		T	9
	G	26.82		G	25.8		G	26.82		G	29.64
	L	64		L	64		L	64		L	69
	SPL	10		SPL	10		SPL	10		SPL	10
	ID	12		ID	12		ID	12		ID	12
	D	46.5		D	46.5		D	46.5		D	46.5
	FAM	007		FAM	003		FAM	003		FAM	049
	CW/CCW	Horário		CW/CCW	Horário		CW/CCW	Horário		CW/CCW	Horário

T	G	L	SPL	ID	CT	D	FAM	CW/CCW
Nº de Dentes # Of Pinion Teeth # De Los Dientes Del Pinón	Ø Externo (mm) Pinon O.D. Piñon - Ø Externa	Comprimento Total (mm) Length Largo	Nº de Estrias # Of Splines # De Estriás	Ø da Bucha (mm) Pinon I.D. Pinón - Ø Interna	Nº Dentes Coroa # Barrel Gear Teeth # Dientes de la Corona	Ø da Capa (mm) Drive O.D. Ø Externa	Família Family Familia	Horário/Anti Horário Clockwise/Counter Clockwise Horario/Antihorario

<b>0224</b>  APLICAÇÃO Application / Aplicación Pg. 343	<b>1.01.0224.0</b>		<b>0225</b>  APLICAÇÃO Application / Aplicación Pg. 343	<b>1.01.0225.0</b>		<b>0226</b>  APLICAÇÃO Application / Aplicación Pg. 344	<b>1.01.0226.0</b>		<b>0227</b>  APLICAÇÃO Application / Aplicación Pg. 344	<b>1.01.0227.0</b>	
	T	10		T	9		T	11		T	11
	G	37.8		G	34.8		G	41		G	41
	L	90		L	92.5		L	92.5		L	90
	SPL	3		SPL	3		SPL	3		SPL	3
	ID	14.26		ID	14.26		ID	14.3		ID	14.26
	D	54.5		D	60		D	60		D	54.5
	FAM	021		FAM	022		FAM	022		FAM	021
	CW/CCW	Horário		CW/CCW	Horário		CW/CCW	Horário		CW/CCW	Horário
<b>0228</b>  APLICAÇÃO Application / Aplicación Pg. 344	<b>1.01.0228.0</b>		<b>0229</b>  APLICAÇÃO Application / Aplicación Pg. 344	<b>1.01.0229.0</b>		<b>0238</b>  APLICAÇÃO Application / Aplicación Pg. 344	<b>1.01.0238.0</b>		<b>0243</b>  APLICAÇÃO Application / Aplicación Pg. 344	<b>1.01.0243.0</b>	
	T	9		T	9		T	9		T	9
	G	25.8		G	25.8		G	25.8		G	25.8
	L	71		L	74		L	64		L	66
	SPL	10		SPL	10		SPL	9		SPL	12
	ID	12		ID	11		ID	12.06		ID	12
	D	54.5		D	46.5		D	46.5		D	45.5
	FAM	015		FAM	007		FAM	005		FAM	067
	CW/CCW	Horário		CW/CCW	Anti-horário		CW/CCW	Horário		CW/CCW	Horário
<b>0244</b>  APLICAÇÃO Application / Aplicación Pg. 345	<b>1.01.0244.0</b>		<b>0245</b>  APLICAÇÃO Application / Aplicación Pg. 345	<b>1.01.0245.0</b>		<b>0248</b>  APLICAÇÃO Application / Aplicación Pg. 345	<b>1.01.0248.0</b>		<b>0285</b>  APLICAÇÃO Application / Aplicación Pg. 345	<b>1.01.0285.0</b>	
	T	9		T	9		T	9		T	9
	G	25.8		G	25.8		G	25.8		G	25.8
	L	61.5		L	59.5		L	59.5		L	60
	SPL	9		SPL	9		SPL	12		SPL	9
	ID	12		ID	12		ID	12		ID	12
	D	46.5		D	46.5		D	46.5		D	46.5
	FAM	018		FAM	016		FAM	047		FAM	047
	CW/CCW	Horário		CW/CCW	Anti-horário		CW/CCW	Horário		CW/CCW	Anti-horário
<b>0286</b>  APLICAÇÃO Application / Aplicación Pg. 345	<b>1.01.0286.0</b>		<b>0287</b>  APLICAÇÃO Application / Aplicación Pg. 346	<b>1.01.0287.0</b>		<b>0290</b>  APLICAÇÃO Application / Aplicación Pg. 346	<b>1.01.0290.0</b>		<b>0291</b>  APLICAÇÃO Application / Aplicación Pg. 346	<b>1.01.0291.0</b>	
	T	10		T	9		T	11		T	9
	G	40		G	25.8		G	41		G	34.8
	L	100		L	55		L	75		L	74
	SPL	12		SPL	9		SPL	-		SPL	10
	ID	17		ID	12		ID	-		ID	14.26
	D	60		D	46.5		D	-		D	60
	FAM	040		FAM	086		FAM	054		FAM	015
	CW/CCW	Horário		CW/CCW	Horário		CW/CCW	Horário		CW/CCW	Horário



T	G	L	SPL	ID	CT	D	FAM	CW/CCW
Nº de Dentes # Of Pinon Teeth # De Los Dientes Del Pinón	Ø Externo (mm) Pinon O.D. Piñon - Ø Externa	Comprimento Total (mm) Length Largo	Nº de Estrias # Of Splines # De Estriás	Ø da Bucha (mm) Pinon I.D. Pinón - Ø Interna	Nº Dentes Coroa # Barrel Gear Teeth # Dientes de la Corona	Ø da Capa (mm) Drive O.D. Ø Externa	Família Family Familia	Horário/Anti Horário Clockwise/Counter Clockwise Horario/Antihorario

<b>0292</b>  APLICAÇÃO Application / Aplicación Pg. 346	1.01.0292.0		<b>0293</b>  APLICAÇÃO Application / Aplicación Pg. 346	1.01.0293.0		<b>0294</b>  APLICAÇÃO Application / Aplicación Pg. 347	1.01.0294.0		<b>0297</b>  APLICAÇÃO Application / Aplicación Pg. 347	1.01.0297.0	
	T	9		T	9		T	9		T	9
	G	25.8		G	25.8		G	25.8		G	25.8
	L	64		L	64		L	64		L	66.5
	SPL	10		SPL	6		SPL	6		SPL	12
	ID	11		ID	12		ID	11		ID	12
	D	46.5		D	46.5		D	46.5		D	46.5
	FAM	001		FAM	017		FAM	017		FAM	077
	CW/CCW	Horário		CW/CCW	Horário		CW/CCW	Anti-horário		CW/CCW	Horário
<b>0300</b>  APLICAÇÃO Application / Aplicación Pg. 347	1.01.0300.0		<b>0301</b>  APLICAÇÃO Application / Aplicación Pg. 347	1.01.0301.0		<b>0302</b>  APLICAÇÃO Application / Aplicación Pg. 347	1.01.0302.0		<b>0303</b>  APLICAÇÃO Application / Aplicación Pg. 347	1.01.0303.0	
	T	9		T	9		T	10		T	12
	G	29.64		G	34.8		G	40		G	46
	L	64.5		L	91		L	91		L	94
	SPL	10		SPL	10		SPL	10		SPL	10
	ID	12		ID	14.26		ID	14.26		ID	14.3
	D	46.5		D	60		D	60		D	60
	FAM	009		FAM	014		FAM	014		FAM	014
	CW/CCW	Horário		CW/CCW	Horário		CW/CCW	Horário		CW/CCW	Horário
<b>0304</b>  APLICAÇÃO Application / Aplicación Pg. 348	1.01.0304.0		<b>0307</b>  APLICAÇÃO Application / Aplicación Pg. 348	1.01.0307.0		<b>0308</b>  APLICAÇÃO Application / Aplicación Pg. 348	1.01.0308.0		<b>0310</b>  APLICAÇÃO Application / Aplicación Pg. 348	1.01.0310.0	
	T	10		T	9		T	9		T	9
	G	32		G	25.8		G	34.8		G	34.8
	L	91		L	64		L	91		L	75
	SPL	10		SPL	10		SPL	10		SPL	10
	ID	14.26		ID	12		ID	14.26		ID	14.3
	D	60		D	46.5		D	60		D	60
	FAM	014		FAM	007		FAM	014		FAM	014
	CW/CCW	Horário		CW/CCW	Horário		CW/CCW	Horário		CW/CCW	Horário
<b>0312</b>  APLICAÇÃO Application / Aplicación Pg. 349	1.01.0312.0		<b>0313</b>  APLICAÇÃO Application / Aplicación Pg. 349	1.01.0313.0		<b>0315</b>  APLICAÇÃO Application / Aplicación Pg. 349	1.01.0315.0		<b>0316</b>  APLICAÇÃO Application / Aplicación Pg. 349	1.01.0316.0	
	T	9		T	12		T	9		T	11
	G	34.8		G	46.3		G	34.8		G	41
	L	75		L	75		L	91		L	91
	SPL	10		SPL	10		SPL	10		SPL	10
	ID	14.3		ID	14.3		ID	14.3		ID	14.3
	D	60		D	60		D	60		D	60
	FAM	014		FAM	014		FAM	014		FAM	014
	CW/CCW	Horário		CW/CCW	Horário		CW/CCW	Horário		CW/CCW	Horário

T	G	L	SPL	ID	CT	D	FAM	CW/CCW
Nº de Dentes # Of Pinon Teeth # De Los Dientes Del Pinón	Ø Externo (mm) Pinon O.D. Piñon - Ø Externa	Comprimento Total (mm) Length Largo	Nº de Estrias # Of Splines # De Estriás	Ø da Bucha (mm) Pinon I.D. Pinón - Ø Interna	Nº Dentes Coroa # Barrel Gear Teeth # Dientes de la Corona	Ø da Capa (mm) Drive O.D. Ø Externa	Família Family Familia	Horário/Anti Horário Clockwise/Counter Clockwise Horario/Antihorario

<b>0318</b>  APLICAÇÃO Application / Aplicación Pg. 349	<b>1.01.0318.0</b>		<b>0319</b>  APLICAÇÃO Application / Aplicación Pg. 349	<b>1.01.0319.0</b>		<b>0320</b>  APLICAÇÃO Application / Aplicación Pg. 350	<b>1.01.0320.0</b>		<b>0322</b>  APLICAÇÃO Application / Aplicación Pg. 350	<b>1.01.0322.0</b>	
	T	9		T	9		T	9		T	10
	G	34.8		G	25.8		G	29.64		G	40
	L	90		L	73		L	74		L	70
	SPL	10		SPL	10		SPL	10		SPL	3
	ID	14.26		ID	12		ID	14.3		ID	17
	D	54.5		D	54.5		D	54.5		D	60
	FAM	021		FAM	014		FAM	015		FAM	039
	CW/CCW	Horário		CW/CCW	Horário		CW/CCW	Horário		CW/CCW	Horário
<b>0323</b>  APLICAÇÃO Application / Aplicación Pg. 350	<b>1.01.0323.0</b>		<b>0325</b>  APLICAÇÃO Application / Aplicación Pg. 350	<b>1.01.0325.0</b>		<b>0327</b>  APLICAÇÃO Application / Aplicación Pg. 350	<b>1.01.0327.0</b>		<b>0328</b>  APLICAÇÃO Application / Aplicación Pg. 351	<b>1.01.0328.0</b>	
	T	9		T	9		T	9		T	9
	G	25.8		G	25.8		G	29.64		G	25.8
	L	62		L	62		L	86		L	64
	SPL	10		SPL	10		SPL	10		SPL	6
	ID	11		ID	12		ID	12.5		ID	11
	D	46.5		D	46.5		D	46.6		D	46.5
	FAM	002		FAM	001		FAM	050		FAM	068
	CW/CCW	Anti-horário		CW/CCW	Horário		CW/CCW	Horário		CW/CCW	Anti-horário
<b>0329</b>  APLICAÇÃO Application / Aplicación Pg. 351	<b>1.01.0329.0</b>		<b>0339</b>  APLICAÇÃO Application / Aplicación Pg. 351	<b>1.01.0339.0</b>		<b>0340</b>  APLICAÇÃO Application / Aplicación Pg. 351	<b>1.01.0340.0</b>		<b>0341</b>  APLICAÇÃO Application / Aplicación Pg. 351	<b>1.01.0341.0</b>	
	T	9		T	9		T	9		T	9
	G	25.8		G	25.8		G	29.64		G	29.64
	L	64		L	82		L	60.5		L	86
	SPL	6		SPL	10		SPL	8		SPL	10
	ID	12		ID	12.5		ID	12.8		ID	12.5
	D	46.5		D	46.5		D	45.5		D	46.5
	FAM	069		FAM	050		FAM	032		FAM	050
	CW/CCW	Horário		CW/CCW	Horário		CW/CCW	Horário		CW/CCW	Anti-horário
<b>0342</b>  APLICAÇÃO Application / Aplicación Pg. 351	<b>1.01.0342.0</b>		<b>0343</b>  APLICAÇÃO Application / Aplicación Pg. 352	<b>1.01.0343.0</b>		<b>0345</b>  APLICAÇÃO Application / Aplicación Pg. 352	<b>1.01.0345.0</b>		<b>0348</b>  APLICAÇÃO Application / Aplicación Pg. 352	<b>1.01.0348.0</b>	
	T	8		T	9		T	9		T	9
	G	27.6		G	34.8		G	25.8		G	25.8
	L	86		L	82		L	64		L	65
	SPL	10		SPL	10		SPL	10		SPL	6
	ID	12.5		ID	12.5		ID	12		ID	12
	D	46.5		D	46.5		D	46.7		D	46.5
	FAM	050		FAM	050		FAM	007		FAM	069
	CW/CCW	Anti-horário		CW/CCW	Horário		CW/CCW	Anti-horário		CW/CCW	Horário

T	G	L	SPL	ID	CT	D	FAM	CW/CCW
Nº de Dentes # Of Pinion Teeth # De Los Dientes Del Pinón	Ø Externo (mm) Pinon O.D. Piñon - Ø Externa	Comprimento Total (mm) Length Largo	Nº de Estrias # Of Splines # De Estriás	Ø da Bucha (mm) Pinon I.D. Pinón - Ø Interna	Nº Dentes Coroa # Barrel Gear Teeth # Dientes de la Corona	Ø da Capa (mm) Drive O.D. Ø Externa	Família Family Familia	Horário/Anti Horário Clockwise/Counter Clockwise Horario/Antihorario

<b>0349</b>  APLICAÇÃO Application / Aplicación Pg. 352	<b>1.01.0349.0</b>		<b>0351</b>  APLICAÇÃO Application / Aplicación Pg. 352	<b>1.01.0351.0</b>		<b>0352</b>  APLICAÇÃO Application / Aplicación Pg. 353	<b>1.01.0352.0</b>		<b>0353</b>  APLICAÇÃO Application / Aplicación Pg. 353	<b>1.01.0353.0</b>	
	T	9		T	9		T	8		T	9
	G	29.64		G	29.64		G	28.2		G	29.64
	L	62		L	62		L	60.5		L	82
	SPL	10		SPL	10		SPL	8		SPL	10
	ID	12.5		ID	12.5		ID	12.8		ID	12.5
	D	46.5		D	46.5		D	45.9		D	46.5
	FAM	069		FAM	070		FAM	030		FAM	050
	CW/CCW	Horário		CW/CCW	Horário		CW/CCW	Horário		CW/CCW	Horário
<b>0361</b>  APLICAÇÃO Application / Aplicación Pg. 354	<b>1.01.0361.0</b>		<b>0362</b>  APLICAÇÃO Application / Aplicación Pg. 354	<b>1.01.0362.0</b>		<b>0365</b>  APLICAÇÃO Application / Aplicación Pg. 354	<b>1.01.0365.0</b>		<b>0366</b>  APLICAÇÃO Application / Aplicación Pg. 354	<b>1.01.0366.0</b>	
	T	9		T	10		T	9		T	9
	G	29.64		G	26.82		G	36.5		G	34.8
	L	64		L	68.5		L	74		L	74
	SPL	10		SPL	10		SPL	10		SPL	10
	ID	12		ID	12		ID	14.3		ID	14.3
	D	46.5		D	46.5		D	60		D	60
	FAM	001		FAM	049		FAM	015		FAM	015
	CW/CCW	Horário		CW/CCW	Horário		CW/CCW	Horário		CW/CCW	Horário
<b>0367</b>  APLICAÇÃO Application / Aplicación Pg. 354	<b>1.01.0367.0</b>		<b>0376</b>  APLICAÇÃO Application / Aplicación Pg. 355	<b>1.01.0376.0</b>		<b>0378</b>  APLICAÇÃO Application / Aplicación Pg. 355	<b>1.01.0378.0</b>		<b>0381</b>  APLICAÇÃO Application / Aplicación Pg. 355	<b>1.01.0381.0</b>	
	T	9		T	9		T	11		T	10
	G	34.8		G	33		G	41		G	40
	L	91		L	69		L	91		L	95.5
	SPL	10		SPL	12		SPL	10		SPL	3
	ID	14.3		ID	14		ID	14.3		ID	14.3
	D	60		D	60		D	60		D	60
	FAM	015		FAM	027		FAM	015		FAM	020
	CW/CCW	Horário		CW/CCW	Horário		CW/CCW	Horário		CW/CCW	Anti-horário
<b>0382</b>  APLICAÇÃO Application / Aplicación Pg. 355	<b>1.01.0382.0</b>		<b>0389</b>  APLICAÇÃO Application / Aplicación Pg. 356	<b>1.01.0389.0</b>		<b>0392</b>  APLICAÇÃO Application / Aplicación Pg. 356	<b>1.01.0392.0</b>		<b>0394</b>  APLICAÇÃO Application / Aplicación Pg. 356	<b>1.01.0394.0</b>	
	T	8		T	11		T	11		T	11
	G	28		G	29.5		G	41		G	29.5
	L	62		L	70.8		L	91		L	65.5
	SPL	10		SPL	6		SPL	10		SPL	10
	ID	12.5		ID	11.5		ID	14.3		ID	11.5
	D	46.5		D	46.5		D	60		D	46.5
	FAM	071		FAM	010		FAM	014		FAM	078
	CW/CCW	Horário		CW/CCW	Horário		CW/CCW	Horário		CW/CCW	Horário

T	G	L	SPL	ID	CT	D	FAM	CW/CCW
Nº de Dentes # Of Pinion Teeth # De Los Dientes Del Pinón	Ø Externo (mm) Pinon O.D. Piñon - Ø Externa	Comprimento Total (mm) Length Largo	Nº de Estrias # Of Splines # De Estriás	Ø da Bucha (mm) Pinon I.D. Pinón - Ø Interna	Nº Dentes Coroa # Barrel Gear Teeth # Dientes de la Corona	Ø da Capa (mm) Drive O.D. Ø Externa	Família Family Familia	Horário/Anti Horário Clockwise/Counter Clockwise Horario/Antihorario

<b>0395</b>  APLICAÇÃO Application / Aplicación Pg. 356	<b>1.01.0395.0</b>		<b>0397</b>  APLICAÇÃO Application / Aplicación Pg. 356	<b>1.01.0397.0</b>		<b>0398</b>  APLICAÇÃO Application / Aplicación Pg. 356	<b>1.01.0398.0</b>		<b>0404</b>  APLICAÇÃO Application / Aplicación Pg. 357	<b>1.01.0404.0</b>	
	T	9		T	9		T	13		T	9
	G	25.8		G	29.64		G	46		G	25.8
	L	65.5		L	70.8		L	70		L	61.5
	SPL	10		SPL	6		SPL	12		SPL	11
	ID	12		ID	11.5		ID	17		ID	13
	D	46.5		D	46.5		D	60		D	46.5
	FAM	078		FAM	010		FAM	039		FAM	081
	CW/CCW	Horário		CW/CCW	Horário		CW/CCW	Horário		CW/CCW	Horário
<b>0406</b>  APLICAÇÃO Application / Aplicación Pg. 357	<b>1.01.0406.0</b>		<b>0407</b>  APLICAÇÃO Application / Aplicación Pg. 357	<b>1.01.0407.0</b>		<b>0408</b>  APLICAÇÃO Application / Aplicación Pg. 357	<b>1.01.0408.0</b>		<b>0411</b>  APLICAÇÃO Application / Aplicación Pg. 358	<b>1.01.0411.0</b>	
	T	9		T	9		T	9		T	11
	G	25.8		G	34.8		G	25.8		G	39.5
	L	64		L	77.5		L	69		L	73
	SPL	10		SPL	6		SPL	6		SPL	12
	ID	11		ID	14.3		ID	11.5		ID	17
	D	46.5		D	60		D	46.5		D	60
	FAM	092		FAM	091		FAM	010		FAM	039
	CW/CCW	Anti-horário		CW/CCW	Horário		CW/CCW	Horário		CW/CCW	Horário
<b>0412</b>  APLICAÇÃO Application / Aplicación Pg. 358	<b>1.01.0412.0</b>		<b>0414</b>  APLICAÇÃO Application / Aplicación Pg. 358	<b>1.01.0414.0</b>		<b>0417</b>  APLICAÇÃO Application / Aplicación Pg. 358	<b>1.01.0417.0</b>		<b>0418</b>  APLICAÇÃO Application / Aplicación Pg. 358	<b>1.01.0418.0</b>	
	T	9		T	10		T	9		T	10
	G	29.3		G	32		G	34.8		G	40
	L	75		L	75		L	64		L	91
	SPL	12		SPL	12		SPL	10		SPL	10
	ID	12.06		ID	12.06		ID	12		ID	14.26
	D	46.5		D	46.5		D	54.5		D	60
	FAM	083		FAM	083		FAM	001		FAM	015
	CW/CCW	Horário		CW/CCW	Horário		CW/CCW	Horário		CW/CCW	Horário
<b>0419</b>  APLICAÇÃO Application / Aplicación Pg. 359	<b>1.01.0419.0</b>		<b>0420</b>  APLICAÇÃO Application / Aplicación Pg. 359	<b>1.01.0420.0</b>		<b>0426</b>  APLICAÇÃO Application / Aplicación Pg. 359	<b>1.01.0426.0</b>		<b>0427</b>  APLICAÇÃO Application / Aplicación Pg. 359	<b>1.01.0427.0</b>	
	T	10		T	9		T	11		T	10
	G	39		G	25.8		G	34.8		G	40
	L	91		L	64		L	60.5		L	60.5
	SPL	10		SPL	10		SPL	8		SPL	8
	ID	14.3		ID	12		ID	12.8		ID	12.8
	D	60		D	46.5		D	45.9		D	45.5
	FAM	015		FAM	092		FAM	030		FAM	030
	CW/CCW	Horário		CW/CCW	Horário		CW/CCW	Horário		CW/CCW	Anti-horário

T	G	L	SPL	ID	CT	D	FAM	CW/CCW
Nº de Dentes # Of Pinion Teeth # De Los Dientes Del Pinón	Ø Externo (mm) Pinon O.D. Piñon - Ø Externa	Comprimento Total (mm) Length Largo	Nº de Estrias # Of Splines # De Estriás	Ø da Bucha (mm) Pinon I.D. Pinón - Ø Interna	Nº Dentes Coroa # Barrel Gear Teeth # Dientes de la Corona	Ø da Capa (mm) Drive O.D. Ø Externa	Família Family Familia	Horário/Anti Horário Clockwise/Counter Clockwise Horario/Antihorario

<b>0428</b>  APLICAÇÃO Application / Aplicación Pg. 359	1.01.0428.0		<b>0429</b>  APLICAÇÃO Application / Aplicación Pg. 359	1.01.0429.0		<b>0433</b>  APLICAÇÃO Application / Aplicación Pg. 360	1.01.0433.0		<b>0434</b>  APLICAÇÃO Application / Aplicación Pg. 360	1.01.0434.0	
	T	9		T	9		T	9		T	10
	G	25.8		G	30		G	25.8		G	40
	L	85		L	76.5		L	69		L	102
	SPL	10		SPL	10		SPL	3		SPL	4
	ID	12		ID	12.5		ID	12		ID	17.03
	D	46.5		D	46.5		D	43.5		D	60
	FAM	093		FAM	073		FAM	017		FAM	041
	CW/CCW	Anti-horário		CW/CCW	Horário		CW/CCW	Horário		CW/CCW	Horário
<b>0438</b>  APLICAÇÃO Application / Aplicación Pg. 360	1.01.0438.0		<b>0439</b>  APLICAÇÃO Application / Aplicación Pg. 360	1.01.0439.0		<b>0440</b>  APLICAÇÃO Application / Aplicación Pg. 360	1.01.0440.0		<b>0441</b>  APLICAÇÃO Application / Aplicación Pg. 360	1.01.0441.0	
	T	9		T	10		T	9		T	9
	G	34.8		G	40		G	34.8		G	34.8
	L	91		L	91		L	95		L	95
	SPL	10		SPL	10		SPL	10		SPL	3
	ID	15.05		ID	15		ID	15.05		ID	15
	D	60		D	60		D	60		D	60
	FAM	036		FAM	036		FAM	025		FAM	035
	CW/CCW	Horário		CW/CCW	Horário		CW/CCW	Horário		CW/CCW	Horário
<b>0442</b>  APLICAÇÃO Application / Aplicación Pg. 360	1.01.0442.0		<b>0443</b>  APLICAÇÃO Application / Aplicación Pg. 361	1.01.0443.0		<b>0445</b>  APLICAÇÃO Application / Aplicación Pg. 361	1.01.0445.0		<b>0447</b>  APLICAÇÃO Application / Aplicación Pg. 361	1.01.0447.0	
	T	9		T	9		T	9		T	11
	G	25.8		G	25.8		G	25.8		G	41
	L	64		L	62.5		L	61.5		L	73.5
	SPL	10		SPL	6		SPL	9		SPL	10
	ID	12		ID	12		ID	12.06		ID	14.2
	D	46.7		D	46.5		D	46.5		D	60
	FAM	001		FAM	010		FAM	005		FAM	015
	CW/CCW	Anti-horário		CW/CCW	Horário		CW/CCW	Horário		CW/CCW	Horário
<b>0448</b>  APLICAÇÃO Application / Aplicación Pg. 361	1.01.0448.0		<b>0449</b>  APLICAÇÃO Application / Aplicación Pg. 361	1.01.0449.0		<b>0450</b>  APLICAÇÃO Application / Aplicación Pg. 362	1.01.0450.0		<b>0451</b>  APLICAÇÃO Application / Aplicación Pg. 362	1.01.0451.0	
	T	9		T	9		T	8		T	9
	G	36		G	36.5		G	28.2		G	25.8
	L	69		L	73		L	55.5		L	62
	SPL	12		SPL	12		SPL	8		SPL	6
	ID	14		ID	14.3		ID	12		ID	11.5
	D	60		D	60		D	46.5		D	41.5
	FAM	027		FAM	039		FAM	047		FAM	080
	CW/CCW	Horário		CW/CCW	Horário		CW/CCW	Horário		CW/CCW	Horário

T	G	L	SPL	ID	CT	D	FAM	CW/CCW
Nº de Dentes # Of Pinion Teeth # De Los Dientes Del Pinón	Ø Externo (mm) Pinon O.D. Piñon - Ø Externa	Comprimento Total (mm) Length Largo	Nº de Estrias # Of Splines # De Estriás	Ø da Bucha (mm) Pinon I.D. Pinón - Ø Interna	Nº Dentes Coroa # Barrel Gear Teeth # Dientes de la Corona	Ø da Capa (mm) Drive O.D. Ø Externa	Família Family Familia	Horário/Anti Horário Clockwise/Counter Clockwise Horario/Antihorario

<b>0453</b>  APLICAÇÃO Application / Aplicación Pg. 362	1.01.0453.0		<b>0454</b>  APLICAÇÃO Application / Aplicación Pg. 362	1.01.0454.0		<b>0455</b>  APLICAÇÃO Application / Aplicación Pg. 363	1.01.0455.0		<b>0458</b>  APLICAÇÃO Application / Aplicación Pg. 363	1.01.0458.0	
	T	8		T	10		T	10		T	9
	G	27		G	32		G	27.94		G	29.64
	L	60.5		L	80		L	71.8		L	55.5
	SPL	6		SPL	3		SPL	12		SPL	6
	ID	12		ID	14.26		ID	12		ID	12
	D	41.5		D	60		D	46.5		D	41.5
	FAM	080		FAM	020		FAM	006		FAM	017
	CW/CCW	Anti-horário		CW/CCW	Horário		CW/CCW	Horário		CW/CCW	Anti-horário
<b>0459</b>  APLICAÇÃO Application / Aplicación Pg. 363	1.01.0459.0		<b>0460</b>  APLICAÇÃO Application / Aplicación Pg. 363	1.01.0460.0		<b>0461</b>  APLICAÇÃO Application / Aplicación Pg. 363	1.01.0461.0		<b>0462</b>  APLICAÇÃO Application / Aplicación Pg. 363	1.01.0462.0	
	T	10		T	10		T	10		T	9
	G	27.5		G	27.2		G	27.2		G	29.64
	L	80		L	74		L	78.5		L	68
	SPL	3		SPL	10		SPL	9		SPL	9
	ID	14		ID	14.26		ID	12		ID	12
	D	60		D	54.5		D	46.5		D	54.5
	FAM	035		FAM	015		FAM	019		FAM	017
	CW/CCW	Horário		CW/CCW	Horário		CW/CCW	Horário		CW/CCW	Horário
<b>0463</b>  APLICAÇÃO Application / Aplicación Pg. 363	1.01.0463.0		<b>0467</b>  APLICAÇÃO Application / Aplicación Pg. 364	1.01.0467.0		<b>0468</b>  APLICAÇÃO Application / Aplicación Pg. 364	1.01.0468.0		<b>0469</b>  APLICAÇÃO Application / Aplicación Pg. 364	1.01.0469.0	
	T	9		T	9		T	9		T	10
	G	29.64		G	25.8		G	25.8		G	26.82
	L	69		L	54.5		L	51.5		L	63.5
	SPL	9		SPL	9		SPL	9		SPL	9
	ID	12		ID	12.06		ID	12.06		ID	12
	D	46.5		D	46.5		D	46.5		D	46.5
	FAM	017		FAM	096		FAM	096		FAM	096
	CW/CCW	Horário		CW/CCW	Horário		CW/CCW	Horário		CW/CCW	Horário
<b>0474</b>  APLICAÇÃO Application / Aplicación Pg. 364	1.01.0474.0		<b>0475</b>  APLICAÇÃO Application / Aplicación Pg. 364	1.01.0475.0		<b>0480</b>  APLICAÇÃO Application / Aplicación Pg. 364	1.01.0480.0		<b>0482</b>  APLICAÇÃO Application / Aplicación Pg. 365	1.01.0482.0	
	T	9		T	9		T	10		T	9
	G	25.8		G	29.64		G	40		G	25.8
	L	64		L	59		L	70		L	58.5
	SPL	10		SPL	10		SPL	12		SPL	10
	ID	12		ID	12		ID	17.03		ID	12
	D	46.5		D	46.5		D	60		D	46.3
	FAM	100		FAM	100		FAM	039		FAM	100
	CW/CCW	Horário		CW/CCW	Horário		CW/CCW	Horário		CW/CCW	Horário

T	G	L	SPL	ID	CT	D	FAM	CW/CCW
Nº de Dentes # Of Pinon Teeth # De Los Dientes Del Pinón	Ø Externo (mm) Pinon O.D. Piñon - Ø Externa	Comprimento Total (mm) Length Largo	Nº de Estrias # Of Splines # De Estriás	Ø da Bucha (mm) Pinon I.D. Pinón - Ø Interna	Nº Dentes Coroa # Barrel Gear Teeth # Dientes de la Corona	Ø da Capa (mm) Drive O.D. Ø Externa	Família Family Familia	Horário/Anti Horário Clockwise/Counter Clockwise Horario/Antihorario

<b>0485</b>  APLICAÇÃO Application / Aplicación Pg. 365	<b>1.01.0485.0</b>		<b>0486</b>  APLICAÇÃO Application / Aplicación Pg. 365	<b>1.01.0486.0</b>		<b>0492</b>  APLICAÇÃO Application / Aplicación Pg. 366	<b>1.01.0492.0</b>		<b>0495</b>  APLICAÇÃO Application / Aplicación Pg. 367	<b>1.01.0495.0</b>	
	T	11		T	10		T	10		T	10
	G	41		G	40		G	32		G	33
	L	100		L	100		L	95		L	75.5
	SPL	12		SPL	12		SPL	3		SPL	6
	ID	17		ID	17.03		ID	15		ID	12
	D	60		D	60		D	60		D	46.5
	FAM	040		FAM	040		FAM	035		FAM	037
	CW/CCW	Horário		CW/CCW	Horário		CW/CCW	Horário		CW/CCW	Horário
<b>0496</b>  APLICAÇÃO Application / Aplicación Pg. 368	<b>1.01.0496.0</b>		<b>0497</b>  APLICAÇÃO Application / Aplicación Pg. 368	<b>1.01.0497.0</b>		<b>0498</b>  APLICAÇÃO Application / Aplicación Pg. 368	<b>1.01.0498.0</b>		<b>0499</b>  APLICAÇÃO Application / Aplicación Pg. 368	<b>1.01.0499.0</b>	
	T	9		T	10		T	8		T	8
	G	34.8		G	32		G	28.2		G	28
	L	84		L	91		L	82		L	60
	SPL	10		SPL	10		SPL	10		SPL	10
	ID	14.3		ID	14.26		ID	12.5		ID	12.51
	D	54.5		D	60		D	46.5		D	46.5
	FAM	015		FAM	014		FAM	050		FAM	047
	CW/CCW	Horário		CW/CCW	Horário		CW/CCW	Horário		CW/CCW	Horário
<b>0502</b>  APLICAÇÃO Application / Aplicación Pg. 368	<b>1.01.0502.0</b>		<b>0505</b>  APLICAÇÃO Application / Aplicación Pg. 369	<b>1.01.0505.0</b>		<b>0506</b>  APLICAÇÃO Application / Aplicación Pg. 369	<b>1.01.0506.0</b>		<b>0507</b>  APLICAÇÃO Application / Aplicación Pg. 369	<b>1.01.0507.0</b>	
	T	11		T	10		T	10		T	11
	G	29.5		G	40		G	40		G	39.5
	L	60		L	106.5		L	100		L	73
	SPL	12		SPL	6		SPL	3		SPL	3
	ID	12.06		ID	14.29		ID	17		ID	17
	D	46.5		D	60		D	60		D	60
	FAM	096		FAM	020		FAM	040		FAM	039
	CW/CCW	Horário		CW/CCW	Horário		CW/CCW	Horário		CW/CCW	Horário
<b>0517</b>  APLICAÇÃO Application / Aplicación Pg. 369	<b>1.01.0517.0</b>		<b>0519</b>  APLICAÇÃO Application / Aplicación Pg. 369	<b>1.01.0519.0</b>		<b>0520</b>  APLICAÇÃO Application / Aplicación Pg. 369	<b>1.01.0520.0</b>		<b>0522</b>  APLICAÇÃO Application / Aplicación Pg. 370	<b>1.01.0522.0</b>	
	T	8		T	8		T	10		T	10
	G	28		G	28.2		G	26.82		G	27.94
	L	82		L	70.5		L	58.5		L	80.5
	SPL	10		SPL	8		SPL	10		SPL	3
	ID	12.51		ID	12		ID	12		ID	12
	D	46.5		D	46.5		D	46.5		D	46.2
	FAM	050		FAM	047		FAM	100		FAM	020
	CW/CCW	Anti-horário		CW/CCW	Anti-horário		CW/CCW	Horário		CW/CCW	Horário

T	G	L	SPL	ID	CT	D	FAM	CW/CCW
Nº de Dentes # Of Pinon Teeth # De Los Dientes Del Pinón	ø Externo (mm) Pinon O.D. Piñon - ø Externa	Comprimento Total (mm) Length Largo	Nº de Estrias # Of Splines # De Estriás	ø da Bucha (mm) Pinon I.D. Pinón - ø Interna	Nº Dentes Coroa # Barrel Gear Teeth # Dientes de la Corona	ø da Capa (mm) Drive O.D. ø Externa	Família Family Familia	Horário/Anti Horário Clockwise/Counter Clockwise Horario/Antihorario

<b>0528</b>  APLICAÇÃO Application / Aplicación Pg. 370	<b>1.01.0528.0</b>		<b>0530</b>  APLICAÇÃO Application / Aplicación Pg. 370	<b>1.01.0530.0</b>		<b>0532</b>  APLICAÇÃO Application / Aplicación Pg. 370	<b>1.01.0532.0</b>		<b>0533</b>  APLICAÇÃO Application / Aplicación Pg. 370	<b>1.01.0533.0</b>	
	T	12		T	10		T	9		T	9
	G	46.3		G	27.94		G	25.9		G	29.64
	L	74		L	76		L	58.5		L	70
	SPL	10		SPL	12		SPL	10		SPL	6
	ID	14.3		ID	12		ID	11		ID	14
	D	60		D	54.5		D	46.5		D	46.5
	FAM	015		FAM	016		FAM	100		FAM	107
	CW/CCW	Horário		CW/CCW	Horário		CW/CCW	Horário		CW/CCW	Horário
<b>0536</b>  APLICAÇÃO Application / Aplicación Pg. 370	<b>1.01.0536.0</b>		<b>0537</b>  APLICAÇÃO Application / Aplicación Pg. 371	<b>1.01.0537.0</b>		<b>0538</b>  APLICAÇÃO Application / Aplicación Pg. 371	<b>1.01.0538.0</b>		<b>0539</b>  APLICAÇÃO Application / Aplicación Pg. 371	<b>1.01.0539.0</b>	
	T	9		T	9		T	10		T	10
	G	30		G	25.8		G	37.8		G	39.5
	L	39.5		L	76		L	91		L	69
	SPL	6		SPL	10		SPL	10		SPL	12
	ID	12		ID	12		ID	14.26		ID	14
	D	46.5		D	46.5		D	60		D	60
	FAM	108		FAM	073		FAM	015		FAM	027
	CW/CCW	Anti-horário		CW/CCW	Horário		CW/CCW	Horário		CW/CCW	Horário
<b>0540</b>  APLICAÇÃO Application / Aplicación Pg. 371	<b>1.01.0540.0</b>		<b>0541</b>  APLICAÇÃO Application / Aplicación Pg. 371	<b>1.01.0541.0</b>		<b>0545</b>  APLICAÇÃO Application / Aplicación Pg. 372	<b>1.01.0545.0</b>		<b>0549</b>  APLICAÇÃO Application / Aplicación Pg. 372	<b>1.01.0549.0</b>	
	T	11		T	13		T	8		T	9
	G	29.5		G	46		G	28.2		G	32.2
	L	66.5		L	70		L	64		L	70.5
	SPL	6		SPL	12		SPL	10		SPL	3
	ID	14		ID	17		ID	12.6		ID	14.3
	D	46.5		D	60		D	46.6		D	60
	FAM	011		FAM	039		FAM	047		FAM	034
	CW/CCW	Anti-horário		CW/CCW	Horário		CW/CCW	Horário		CW/CCW	Horário
<b>0554</b>  APLICAÇÃO Application / Aplicación Pg. 372	<b>1.01.0554.0</b>		<b>0555</b>  APLICAÇÃO Application / Aplicación Pg. 372	<b>1.01.0555.0</b>		<b>0556</b>  APLICAÇÃO Application / Aplicación Pg. 372	<b>1.01.0556.0</b>		<b>0557</b>  APLICAÇÃO Application / Aplicación Pg. 372	<b>1.01.0557.0</b>	
	T	9		T	12		T	11		T	11
	G	29.5		G	46.3		G	56.7		G	41
	L	65		L	170		L	170		L	100
	SPL	10		SPL	19		SPL	19		SPL	12
	ID	12.51		ID	15.9		ID	15.9		ID	17.03
	D	46.5		D	58.4		D	58.4		D	60
	FAM	047		FAM	052		FAM	052		FAM	040
	CW/CCW	Horário		CW/CCW	Horário		CW/CCW	Horário		CW/CCW	Horário



T	G	L	SPL	ID	CT	D	FAM	CW/CCW
Nº de Dentes # Of Pinon Teeth # De Los Dientes Del Pinón	Ø Externo (mm) Pinon O.D. Piñon - Ø Externa	Comprimento Total (mm) Length Largo	Nº de Estrias # Of Splines # De Estriás	Ø da Bucha (mm) Pinon I.D. Pinón - Ø Interna	Nº Dentes Coroa # Barrel Gear Teeth # Dientes de la Corona	Ø da Capa (mm) Drive O.D. Ø Externa	Família Family Familia	Horário/Anti Horário Clockwise/Counter Clockwise Horario/Antihorario

<b>0561</b>  APLICAÇÃO Application / Aplicación Pg. 373	<b>1.01.0561.0</b>		<b>0566</b>  APLICAÇÃO Application / Aplicación Pg. 373	<b>1.01.0566.0</b>		<b>0567</b>  APLICAÇÃO Application / Aplicación Pg. 373	<b>1.01.0567.0</b>		<b>0568</b>  APLICAÇÃO Application / Aplicación Pg. 373	<b>1.01.0568.0</b>	
	T	9		T	12		T	9		T	10
	G	34.8		G	46.3		G	29.64		G	40
	L	77		L	96		L	96		L	96
	SPL	6		SPL	3		SPL	3		SPL	3
	ID	14		ID	14.3		ID	14.26		ID	14.26
	D	60		D	60		D	60		D	60
	FAM	027		FAM	045		FAM	045		FAM	045
	CW/CCW	Horário		CW/CCW	Horário		CW/CCW	Horário		CW/CCW	Horário
<b>0570</b>  APLICAÇÃO Application / Aplicación Pg. 373	<b>1.01.0570.0</b>		<b>0571</b>  APLICAÇÃO Application / Aplicación Pg. 374	<b>1.01.0571.0</b>		<b>0572</b>  APLICAÇÃO Application / Aplicación Pg. 374	<b>1.01.0572.0</b>		<b>0573</b>  APLICAÇÃO Application / Aplicación Pg. 374	<b>1.01.0573.0</b>	
	T	11		T	10		T	10		T	9
	G	29.5		G	27.94		G	27.5		G	29.64
	L	59		L	61.5		L	65		L	62
	SPL	9		SPL	9		SPL	10		SPL	10
	ID	12		ID	12		ID	12		ID	12
	D	46.5		D	46.5		D	54.5		D	54.5
	FAM	086		FAM	047		FAM	100		FAM	100
	CW/CCW	Horário		CW/CCW	Horário		CW/CCW	Horário		CW/CCW	Horário
<b>0574</b>  APLICAÇÃO Application / Aplicación Pg. 374	<b>1.01.0574.0</b>		<b>0575</b>  APLICAÇÃO Application / Aplicación Pg. 374	<b>1.01.0575.0</b>		<b>0576</b>  APLICAÇÃO Application / Aplicación Pg. 374	<b>1.01.0576.0</b>		<b>0579</b>  APLICAÇÃO Application / Aplicación Pg. 375	<b>1.01.0579.0</b>	
	T	9		T	10		T	8		T	9
	G	25.8		G	27.94		G	28.2		G	25.8
	L	53		L	58.5		L	60		L	58.5
	SPL	9		SPL	10		SPL	10		SPL	10
	ID	12		ID	12		ID	12.5		ID	12
	D	46.5		D	46.5		D	46.5		D	46.5
	FAM	098		FAM	100		FAM	047		FAM	102
	CW/CCW	Horário		CW/CCW	Horário		CW/CCW	Horário		CW/CCW	Anti-horário
<b>0580</b>  APLICAÇÃO Application / Aplicación Pg. 375	<b>1.01.0580.0</b>		<b>0584</b>  APLICAÇÃO Application / Aplicación Pg. 375	<b>1.01.0584.0</b>		<b>0591</b>  APLICAÇÃO Application / Aplicación Pg. 375	<b>1.01.0591.0</b>		<b>0594</b>  APLICAÇÃO Application / Aplicación Pg. 375	<b>1.01.0594.0</b>	
	T	11		T	9		T	10		T	9
	G	40.5		G	29.64		G	32		G	35.5
	L	69		L	55.5		L	100		L	73
	SPL	12		SPL	8		SPL	12		SPL	12
	ID	14		ID	12		ID	14.3		ID	14.3
	D	60		D	46.5		D	60		D	60
	FAM	027		FAM	047		FAM	040		FAM	039
	CW/CCW	Horário		CW/CCW	Horário		CW/CCW	Horário		CW/CCW	Horário

T	G	L	SPL	ID	CT	D	FAM	CW/CCW
Nº de Dentes # Of Pinon Teeth # De Los Dientes Del Pinón	Ø Externo (mm) Pinon O.D. Piñon - Ø Externa	Comprimento Total (mm) Length Largo	Nº de Estrias # Of Splines # De Estriás	Ø da Bucha (mm) Pinon I.D. Pinón - Ø Interna	Nº Dentes Coroa # Barrel Gear Teeth # Dientes de la Corona	Ø da Capa (mm) Drive O.D. Ø Externa	Família Family Familia	Horário/Anti Horário Clockwise/Counter Clockwise Horario/Antihorario

<b>0595</b>  APLICAÇÃO Application / Aplicación Pg. 376	<b>1.01.0595.0</b>		<b>0596</b>  APLICAÇÃO Application / Aplicación Pg. 376	<b>1.01.0596.0</b>		<b>0597</b>  APLICAÇÃO Application / Aplicación Pg. 376	<b>1.01.0597.0</b>		<b>0600</b>  APLICAÇÃO Application / Aplicación Pg. 376	<b>1.01.0600.0</b>	
	T	8		T	10		T	10		T	8
	G	28.2		G	31.7		G	27.94		G	28.2
	L	50		L	50.9		L	51.4		L	65
	SPL	8		SPL	8		SPL	8		SPL	8
	ID	12		ID	12		ID	12		ID	12
	D	46.5		D	46.5		D	46.6		D	46.5
	FAM	110		FAM	112		FAM	112		FAM	112
	CW/CCW	Horário		CW/CCW	Horário		CW/CCW	Horário		CW/CCW	Anti-horário
<b>0601</b>  APLICAÇÃO Application / Aplicación Pg. 377	<b>1.01.0601.0</b>		<b>0603</b>  APLICAÇÃO Application / Aplicación Pg. 377	<b>1.01.0603.0</b>		<b>0605</b>  APLICAÇÃO Application / Aplicación Pg. 377	<b>1.01.0605.0</b>		<b>0607</b>  APLICAÇÃO Application / Aplicación Pg. 377	<b>1.01.0607.0</b>	
	T	9		T	9		T	9		T	12
	G	34.8		G	34.8		G	25.8		G	46.3
	L	77.5		L	91		L	77		L	102
	SPL	6		SPL	10		SPL	6		SPL	4
	ID	14.3		ID	15		ID	11		ID	17
	D	60		D	60		D	46.5		D	60
	FAM	091		FAM	036		FAM	011		FAM	041
	CW/CCW	Horário		CW/CCW	Horário		CW/CCW	Anti-horário		CW/CCW	Horário
<b>0608</b>  APLICAÇÃO Application / Aplicación Pg. 377	<b>1.01.0608.0</b>		<b>0609</b>  APLICAÇÃO Application / Aplicación Pg. 377	<b>1.01.0609.0</b>		<b>0610</b>  APLICAÇÃO Application / Aplicación Pg. 378	<b>1.01.0610.0</b>		<b>0611</b>  APLICAÇÃO Application / Aplicación Pg. 378	<b>1.01.0611.0</b>	
	T	9		T	9		T	9		T	9
	G	35.5		G	29.64		G	25.8		G	25.8
	L	81.5		L	74.5		L	68		L	68
	SPL	6		SPL	6		SPL	3		SPL	6
	ID	17		ID	12		ID	12		ID	12
	D	60		D	46.5		D	43.5		D	43.5
	FAM	012		FAM	037		FAM	095		FAM	095
	CW/CCW	Horário		CW/CCW	Horário		CW/CCW	Horário		CW/CCW	Horário
<b>0612</b>  APLICAÇÃO Application / Aplicación Pg. 378	<b>1.01.0612.0</b>		<b>0613</b>  APLICAÇÃO Application / Aplicación Pg. 378	<b>1.01.0613.0</b>		<b>0615</b>  APLICAÇÃO Application / Aplicación Pg. 378	<b>1.01.0615.0</b>		<b>0617</b>  APLICAÇÃO Application / Aplicación Pg. 378	<b>1.01.0617.0</b>	
	T	9		T	9		T	11		T	9
	G	25.8		G	25.8		G	39.5		G	30
	L	69		L	79.5		L	73		L	51
	SPL	3		SPL	10		SPL	3		SPL	8
	ID	12		ID	12		ID	17		ID	12
	D	43.5		D	46.5		D	60		D	46.5
	FAM	095		FAM	101		FAM	039		FAM	110
	CW/CCW	Horário		CW/CCW	Anti-horário		CW/CCW	Anti-horário		CW/CCW	Horário

T	G	L	SPL	ID	CT	D	FAM	CW/CCW
Nº de Dentes # Of Pinon Teeth # De Los Dientes Del Pinón	Ø Externo (mm) Pinon O.D. Piñon - Ø Externa	Comprimento Total (mm) Length Largo	Nº de Estrias # Of Splines # De Estriás	Ø da Bucha (mm) Pinon I.D. Pinón - Ø Interna	Nº Dentes Coroa # Barrel Gear Teeth # Dientes de la Corona	Ø da Capa (mm) Drive O.D. Ø Externa	Família Family Familia	Horário/Anti Horário Clockwise/Counter Clockwise Horario/Antihorario

<b>0619</b>  APLICAÇÃO Application / Aplicación Pg. 378	<b>1.01.0619.0</b>		<b>0622</b>  APLICAÇÃO Application / Aplicación Pg. 379	<b>1.01.0622.0</b>		<b>0624</b>  APLICAÇÃO Application / Aplicación Pg. 379	<b>1.01.0624.0</b>		<b>0625</b>  APLICAÇÃO Application / Aplicación Pg. 379	<b>1.01.0625.0</b>	
	T	9		T	12		T	12		T	10
	G	25.8		G	46.3		G	46.3		G	39.5
	L	58.5		L	118		L	98.5		L	98.5
	SPL	10		SPL	19		SPL	3		SPL	3
	ID	11		ID	15.9		ID	14.3		ID	14.3
	D	46.5		D	58.9		D	60		D	60
	FAM	102		FAM	051		FAM	045		FAM	045
	CW/CCW	Anti-horário		CW/CCW	Horário		CW/CCW	Horário		CW/CCW	Horário
<b>0626</b>  APLICAÇÃO Application / Aplicación Pg. 379	<b>1.01.0626.0</b>		<b>0627</b>  APLICAÇÃO Application / Aplicación Pg. 380	<b>1.01.0627.0</b>		<b>0629</b>  APLICAÇÃO Application / Aplicación Pg. 380	<b>1.01.0629.0</b>		<b>0630</b>  APLICAÇÃO Application / Aplicación Pg. 380	<b>1.01.0630.0</b>	
	T	11		T	10		T	10		T	10
	G	56.7		G	39.5		G	32		G	27.94
	L	120.1		L	77.5		L	85		L	58.5
	SPL	19		SPL	6		SPL	12		SPL	10
	ID	15.94		ID	14.26		ID	14		ID	12
	D	-		D	60		D	60		D	46.5
	FAM	051		FAM	020		FAM	029		FAM	100
	CW/CCW	Anti-horário		CW/CCW	Anti-horário		CW/CCW	Horário		CW/CCW	Horário
<b>0631</b>  APLICAÇÃO Application / Aplicación Pg. 380	<b>1.01.0631.0</b>		<b>0632</b>  APLICAÇÃO Application / Aplicación Pg. 380	<b>1.01.0632.0</b>		<b>0633</b>  APLICAÇÃO Application / Aplicación Pg. 381	<b>1.01.0633.0</b>		<b>0634</b>  APLICAÇÃO Application / Aplicación Pg. 381	<b>1.01.0634.0</b>	
	T	9		T	10		T	10		T	9
	G	25.8		G	27.5		G	26.8		G	29.6
	L	62		L	62		L	64		L	49
	SPL	10		SPL	10		SPL	10		SPL	10
	ID	12		ID	12		ID	12		ID	12.5
	D	54.5		D	54.5		D	46.5		D	46.5
	FAM	100		FAM	100		FAM	092		FAM	117
	CW/CCW	Horário		CW/CCW	Horário		CW/CCW	Horário		CW/CCW	Horário
<b>0635</b>  APLICAÇÃO Application / Aplicación Pg. 381	<b>1.01.0635.0</b>		<b>0636</b>  APLICAÇÃO Application / Aplicación Pg. 381	<b>1.01.0636.0</b>		<b>0638</b>  APLICAÇÃO Application / Aplicación Pg. 381	<b>1.01.0638.0</b>		<b>0639</b>  APLICAÇÃO Application / Aplicación Pg. 381	<b>1.01.0639.0</b>	
	T	10		T	8		T	9		T	10
	G	32		G	28.2		G	34.4		G	27.94
	L	91		L	56		L	64		L	79.5
	SPL	10		SPL	8		SPL	10		SPL	10
	ID	14.26		ID	12		ID	12		ID	12
	D	60		D	46.5		D	46.5		D	54.5
	FAM	015		FAM	047		FAM	001		FAM	103
	CW/CCW	Horário		CW/CCW	Anti-horário		CW/CCW	Horário		CW/CCW	Anti-horário

T	G	L	SPL	ID	CT	D	FAM	CW/CCW
Nº de Dentes # Of Pinion Teeth # De Los Dientes Del Pinón	Ø Externo (mm) Pinon O.D. Piñon - Ø Externa	Comprimento Total (mm) Length Largo	Nº de Estrias # Of Splines # De Estriás	Ø da Bucha (mm) Pinon I.D. Pinón - Ø Interna	Nº Dentes Coroa # Barrel Gear Teeth # Dientes de la Corona	Ø da Capa (mm) Drive O.D. Ø Externa	Família Family Familia	Horário/Anti Horário Clockwise/Counter Clockwise Horario/Antihorario

<b>0641</b>  APLICAÇÃO Application / Aplicación Pg. 382	<b>1.01.0641.0</b>		<b>0644</b>  APLICAÇÃO Application / Aplicación Pg. 382	<b>1.01.0644.0</b>		<b>0645</b>  APLICAÇÃO Application / Aplicación Pg. 382	<b>1.01.0645.0</b>		<b>0646</b>  APLICAÇÃO Application / Aplicación Pg. 382	<b>1.01.0646.0</b>	
	T	9		T	11		T	10		T	10
	G	25.9		G	34.8		G	32		G	27.94
	L	58.5		L	62		L	85		L	61.5
	SPL	10		SPL	10		SPL	12		SPL	9
	ID	11		ID	12.5		ID	13.01		ID	12
	D	46.5		D	46.5		D	60		D	54.5
	FAM	084		FAM	070		FAM	029		FAM	085
	CW/CCW	Horário		CW/CCW	Horário		CW/CCW	Horário		CW/CCW	Horário
<b>0647</b>  APLICAÇÃO Application / Aplicación Pg. 382	<b>1.01.0647.0</b>		<b>0648</b>  APLICAÇÃO Application / Aplicación Pg. 382	<b>1.01.0648.0</b>		<b>0649</b>  APLICAÇÃO Application / Aplicación Pg. 383	<b>1.01.0649.0</b>		<b>0650</b>  APLICAÇÃO Application / Aplicación Pg. 383	<b>1.01.0650.0</b>	
	T	11		T	9		T	10		T	12
	G	34.4		G	34.8		G	40		G	46.3
	L	76.5		L	91		L	85		L	85
	SPL	9		SPL	10		SPL	12		SPL	12
	ID	12		ID	14.26		ID	14		ID	14.01
	D	54.5		D	60		D	60		D	60
	FAM	088		FAM	015		FAM	029		FAM	029
	CW/CCW	Horário		CW/CCW	Horário		CW/CCW	Horário		CW/CCW	Horário
<b>0651</b>  APLICAÇÃO Application / Aplicación Pg. 383	<b>1.01.0651.0</b>		<b>0653</b>  APLICAÇÃO Application / Aplicación Pg. 383	<b>1.01.0653.0</b>		<b>0656</b>  APLICAÇÃO Application / Aplicación Pg. 383	<b>1.01.0656.0</b>		<b>0657</b>  APLICAÇÃO Application / Aplicación Pg. 384	<b>1.01.0657.0</b>	
	T	9		T	9		T	12		T	9
	G	34.4		G	25.8		G	31.8		G	37.1
	L	85		L	64		L	61.5		L	61.5
	SPL	12		SPL	10		SPL	9		SPL	9
	ID	14		ID	12		ID	12		ID	12
	D	60		D	46.5		D	54.5		D	54.5
	FAM	029		FAM	008		FAM	085		FAM	085
	CW/CCW	Horário		CW/CCW	Horário		CW/CCW	Horário		CW/CCW	Horário
<b>0661</b>  APLICAÇÃO Application / Aplicación Pg. 384	<b>1.01.0661.0</b>		<b>0663</b>  APLICAÇÃO Application / Aplicación Pg. 384	<b>1.01.0663.0</b>		<b>0668</b>  APLICAÇÃO Application / Aplicación Pg. 384	<b>1.01.0668.0</b>		<b>0669</b>  APLICAÇÃO Application / Aplicación Pg. 384	<b>1.01.0669.0</b>	
	T	10		T	9		T	10		T	13
	G	39		G	36		G	40		G	40
	L	91		L	78		L	84		L	109
	SPL	10		SPL	12		SPL	10		SPL	10
	ID	14.3		ID	14.01		ID	14.3		ID	17
	D	60		D	60		D	54.5		D	60
	FAM	014		FAM	029		FAM	015		FAM	044
	CW/CCW	Horário		CW/CCW	Horário		CW/CCW	Horário		CW/CCW	Horário

T	G	L	SPL	ID	CT	D	FAM	CW/CCW
Nº de Dentes # Of Pinon Teeth # De Los Dientes Del Pinón	Ø Externo (mm) Pinon O.D. Piñon - Ø Externa	Comprimento Total (mm) Length Largo	Nº de Estrias # Of Splines # De Estriás	Ø da Bucha (mm) Pinon I.D. Pinón - Ø Interna	Nº Dentes Coroa # Barrel Gear Teeth # Dientes de la Corona	Ø da Capa (mm) Drive O.D. Ø Externa	Família Family Familia	Horário/Anti Horário Clockwise/Counter Clockwise Horario/Antihorario

<b>0670</b>  APLICAÇÃO Application / Aplicación Pg. 384	1.01.0670.0		<b>0671</b>  APLICAÇÃO Application / Aplicación Pg. 385	1.01.0671.0		<b>0672</b>  APLICAÇÃO Application / Aplicación Pg. 385	1.01.0672.0		<b>0673</b>  APLICAÇÃO Application / Aplicación Pg. 385	1.01.0673.0	
	T	13		T	8		T	9		T	11
	G	40		G	28.2		G	25.8		G	34.4
	L	100		L	71		L	60		L	64
	SPL	10		SPL	6		SPL	10		SPL	10
	ID	17		ID	11.5		ID	12		ID	12
	D	60		D	46.5		D	46.5		D	46.5
	FAM	043		FAM	010		FAM	008		FAM	008
	CW/CCW	Horário		CW/CCW	Horário		CW/CCW	Horário		CW/CCW	Horário
<b>0674</b>  APLICAÇÃO Application / Aplicación Pg. 385	1.01.0674.0		<b>0675</b>  APLICAÇÃO Application / Aplicación Pg. 385	1.01.0675.0		<b>0676</b>  APLICAÇÃO Application / Aplicación Pg. 385	1.01.0676.0		<b>0677</b>  APLICAÇÃO Application / Aplicación Pg. 385	1.01.0677.0	
	T	9		T	10		T	9		T	10
	G	25.8		G	33		G	25.8		G	40
	L	66		L	64		L	74		L	74
	SPL	10		SPL	10		SPL	10		SPL	10
	ID	12		ID	12		ID	12		ID	14.3
	D	46.5		D	46.5		D	46.5		D	54.5
	FAM	009		FAM	008		FAM	007		FAM	015
	CW/CCW	Horário		CW/CCW	Horário		CW/CCW	Horário		CW/CCW	Horário
<b>0679</b>  APLICAÇÃO Application / Aplicación Pg. 385	1.01.0679.0		<b>0681</b>  APLICAÇÃO Application / Aplicación Pg. 386	1.01.0681.0		<b>0684</b>  APLICAÇÃO Application / Aplicación Pg. 386	1.01.0684.0		<b>0686</b>  APLICAÇÃO Application / Aplicación Pg. 386	1.01.0686.0	
	T	8		T	9		T	9		T	8
	G	28.2		G	29.64		G	34.8		G	28.2
	L	58.5		L	70		L	69		L	82
	SPL	8		SPL	12		SPL	12		SPL	10
	ID	12		ID	12		ID	14		ID	12.5
	D	46.5		D	46.5		D	60		D	46.5
	FAM	110		FAM	006		FAM	027		FAM	047
	CW/CCW	Horário		CW/CCW	Horário		CW/CCW	Horário		CW/CCW	Anti-horário
<b>0687</b>  APLICAÇÃO Application / Aplicación Pg. 386	1.01.0687.0		<b>0691</b>  APLICAÇÃO Application / Aplicación Pg. 386	1.01.0691.0		<b>0701</b>  APLICAÇÃO Application / Aplicación Pg. 386	1.01.0701.0		<b>0702</b>  APLICAÇÃO Application / Aplicación Pg. 387	1.01.0702.0	
	T	9		T	15		T	9		T	9
	G	29.64		G	44.5		G	29.6		G	25.8
	L	78		L	62		L	75		L	58.5
	SPL	5		SPL	10		SPL	10		SPL	10
	ID	12.5		ID	12.5		ID	12		ID	11
	D	46.5		D	54.5		D	46.5		D	46.5
	FAM	118		FAM	070		FAM	105		FAM	104
	CW/CCW	Horário		CW/CCW	Horário		CW/CCW	Anti-horário		CW/CCW	Anti-horário

T	G	L	SPL	ID	CT	D	FAM	CW/CCW
Nº de Dentes # Of Pinion Teeth # De Los Dientes Del Pinón	Ø Externo (mm) Pinon O.D. Piñon - Ø Externa	Comprimento Total (mm) Length Largo	Nº de Estrias # Of Splines # De Estriás	Ø da Bucha (mm) Pinon I.D. Pinón - Ø Interna	Nº Dentes Coroa # Barrel Gear Teeth # Dientes de la Corona	Ø da Capa (mm) Drive O.D. Ø Externa	Família Family Familia	Horário/Anti Horário Clockwise/Counter Clockwise Horario/Antihorario

<b>0703</b>  APLICAÇÃO Application / Aplicación Pg. 387	<b>1.01.0703.0</b>		<b>0706</b>  APLICAÇÃO Application / Aplicación Pg. 387	<b>1.01.0706.0</b>		<b>0708</b>  APLICAÇÃO Application / Aplicación Pg. 387	<b>1.01.0708.0</b>		<b>0709</b>  APLICAÇÃO Application / Aplicación Pg. 387	<b>1.01.0709.0</b>	
	T	9		T	11		T	10		T	9
	G	25.8		G	29.5		G	32.18		G	34.8
	L	68		L	62		L	36.5		L	90
	SPL	10		SPL	10		SPL	6		SPL	3
	ID	11		ID	12		ID	11.96		ID	14.26
	D	46.5		D	54.5		D	46.5		D	54.5
	FAM	104		FAM	100		FAM	108		FAM	021
	CW/CCW	Anti-horário		CW/CCW	Horário		CW/CCW	Anti-horário		CW/CCW	Horário
<b>0711</b>  APLICAÇÃO Application / Aplicación Pg. 387	<b>1.01.0711.0</b>		<b>0712</b>  APLICAÇÃO Application / Aplicación Pg. 387	<b>1.01.0712.0</b>		<b>0713</b>  APLICAÇÃO Application / Aplicación Pg. 388	<b>1.01.0713.0</b>		<b>0714</b>  APLICAÇÃO Application / Aplicación Pg. 388	<b>1.01.0714.0</b>	
	T	8		T	9		T	9		T	9
	G	28.2		G	29.64		G	29.64		G	29.64
	L	75.8		L	77		L	70		L	70.8
	SPL	8		SPL	8		SPL	3		SPL	6
	ID	12		ID	10.7		ID	14		ID	12
	D	46.5		D	46.5		D	46.5		D	46.5
	FAM	110		FAM	111		FAM	107		FAM	010
	CW/CCW	Horário		CW/CCW	Horário		CW/CCW	Horário		CW/CCW	Horário
<b>0720</b>  APLICAÇÃO Application / Aplicación Pg. 388	<b>1.01.0720.0</b>		<b>0721</b>  APLICAÇÃO Application / Aplicación Pg. 388	<b>1.01.0721.0</b>		<b>0722</b>  APLICAÇÃO Application / Aplicación Pg. 388	<b>1.01.0722.0</b>		<b>0723</b>  APLICAÇÃO Application / Aplicación Pg. 388	<b>1.01.0723.0</b>	
	T	9		T	10		T	10		T	12
	G	29.64		G	40		G	32		G	46.3
	L	80		L	85.5		L	85.5		L	85.5
	SPL	3		SPL	12		SPL	12		SPL	12
	ID	14		ID	14.01		ID	14		ID	14
	D	60		D	60		D	60		D	60
	FAM	035		FAM	043		FAM	043		FAM	043
	CW/CCW	Horário		CW/CCW	Horário		CW/CCW	Horário		CW/CCW	Horário
<b>0729</b>  APLICAÇÃO Application / Aplicación Pg. 389	<b>1.01.0729.0</b>		<b>0731</b>  APLICAÇÃO Application / Aplicación Pg. 389	<b>1.01.0731.0</b>		<b>0732</b>  APLICAÇÃO Application / Aplicación Pg. 389	<b>1.01.0732.0</b>		<b>0737</b>  APLICAÇÃO Application / Aplicación Pg. 389	<b>1.01.0737.0</b>	
	T	10		T	9		T	9		T	9
	G	27.94		G	25.8		G	25.8		G	29.6
	L	76.5		L	68.5		L	58		L	87
	SPL	10		SPL	6		SPL	6		SPL	-
	ID	12		ID	12		ID	12		CT	41
	D	46.5		D	46.5		D	46.5		D	-
	FAM	103		FAM	010		FAM	010		FAM	122
	CW/CCW	Anti-horário		CW/CCW	Horário		CW/CCW	Horário		CW/CCW	Horário



T	G	L	SPL	ID	CT	D	FAM	CW/CCW
Nº de Dentes # Of Pinon Teeth # De Los Dientes Del Pinón	Ø Externo (mm) Pinon O.D. Piñon - Ø Externa	Comprimento Total (mm) Length Largo	Nº de Estrias # Of Splines # De Estriás	Ø da Bucha (mm) Pinon I.D. Pinón - Ø Interna	Nº Dentes Coroa # Barrel Gear Teeth # Dientes de la Corona	Ø da Capa (mm) Drive O.D. Ø Externa	Família Family Familia	Horário/Anti Horário Clockwise/Counter Clockwise Horario/Antihorario

<b>0740</b>  APLICAÇÃO Application / Aplicación Pg. 389	<b>1.01.0740.0</b>		<b>0741</b>  APLICAÇÃO Application / Aplicación Pg. 389	<b>1.01.0741.0</b>		<b>0742</b>  APLICAÇÃO Application / Aplicación Pg. 390	<b>1.01.0742.0</b>		<b>0743</b>  APLICAÇÃO Application / Aplicación Pg. 390	<b>1.01.0743.0</b>	
	T	11		T	9		T	9		T	11
	G	29.5		G	25.8		G	25.8		G	29.5
	L	58.5		L	58		L	64		L	54.5
	SPL	9		SPL	9		SPL	9		SPL	9
	ID	12		ID	12		ID	12		ID	12.06
	D	46.5		D	46.5		D	46.5		D	46.5
	FAM	096		FAM	096		FAM	096		FAM	096
	CW/CCW	Horário		CW/CCW	Horário		CW/CCW	Horário		CW/CCW	Horário
<b>0744</b>  APLICAÇÃO Application / Aplicación Pg. 390	<b>1.01.0744.0</b>		<b>0745</b>  APLICAÇÃO Application / Aplicación Pg. 390	<b>1.01.0745.0</b>		<b>0747</b>  APLICAÇÃO Application / Aplicación Pg. 390	<b>1.01.0747.0</b>		<b>0748</b>  APLICAÇÃO Application / Aplicación Pg. 390	<b>1.01.0748.0</b>	
	T	8		T	9		T	10		T	10
	G	27		G	25.8		G	27.94		G	37.8
	L	64		L	53.5		L	51.5		L	91
	SPL	2		SPL	10		SPL	9		SPL	10
	ID	12		ID	12		ID	12		ID	14.3
	D	40		D	46.5		D	46.5		D	60
	FAM	026		FAM	084		FAM	085		FAM	014
	CW/CCW	Anti-horário		CW/CCW	Horário		CW/CCW	Horário		CW/CCW	Horário
<b>0749</b>  APLICAÇÃO Application / Aplicación Pg. 391	<b>1.01.0749.0</b>		<b>0750</b>  APLICAÇÃO Application / Aplicación Pg. 391	<b>1.01.0750.0</b>		<b>0751</b>  APLICAÇÃO Application / Aplicación Pg. 391	<b>1.01.0751.0</b>		<b>0752</b>  APLICAÇÃO Application / Aplicación Pg. 391	<b>1.01.0752.0</b>	
	T	19		T	11		T	17		T	9
	G	44.5		G	29.3		G	39.3		G	25.8
	L	107		L	83		L	91.5		L	63
	SPL	-		SPL	-		SPL	-		SPL	6
	CT	55		CT	40		CT	40		ID	12
	D	-		D	-		D	-		D	43.5
	FAM	126		FAM	124		FAM	126		FAM	095
	CW/CCW	Anti-horário		CW/CCW	Horário		CW/CCW	Anti-horário		CW/CCW	Horário
<b>0753</b>  APLICAÇÃO Application / Aplicación Pg. 391	<b>1.01.0753.0</b>		<b>0754</b>  APLICAÇÃO Application / Aplicación Pg. 391	<b>1.01.0754.0</b>		<b>0755</b>  APLICAÇÃO Application / Aplicación Pg. 391			<b>0756</b>  APLICAÇÃO Application / Aplicación Pg. 392	<b>1.01.0756.0</b>	
	T	9		T	11		T	10		T	11
	G	25.8		G	33.5		G	39.67		G	30
	L	67.5		L	39.5		L	98		L	61.5
	SPL	9		SPL	6		SPL	3		SPL	6
	ID	12.06		ID	12		ID	14.29		ID	12
	D	46.5		D	46.5		D	59.9		D	46.2
	FAM	096		FAM	108		FAM	020		FAM	034
	CW/CCW	Anti-horário		CW/CCW	Anti-horário		CW/CCW	Horário		CW/CCW	Horário

T	G	L	SPL	ID	CT	D	FAM	CW/CCW
Nº de Dentes # Of Pinon Teeth # De Los Dientes Del Pinón	Ø Externo (mm) Pinon O.D. Piñon - Ø Externa	Comprimento Total (mm) Length Largo	Nº de Estrias # Of Splines # De Estriás	Ø da Bucha (mm) Pinon I.D. Pinón - Ø Interna	Nº Dentes Coroa # Barrel Gear Teeth # Dientes de la Corona	Ø da Capa (mm) Drive O.D. Ø Externa	Família Family Familia	Horário/Anti Horário Clockwise/Counter Clockwise Horario/Antihorario

<b>0758</b>  APLICAÇÃO Application / Aplicación Pg. 392	<b>1.01.0758.0</b>		<b>0760</b>  APLICAÇÃO Application / Aplicación Pg. 392	<b>1.01.0760.0</b>		<b>0762</b>  APLICAÇÃO Application / Aplicación Pg. 392	<b>1.01.0762.0</b>		<b>0764</b>  APLICAÇÃO Application / Aplicación Pg. 392	<b>1.01.0764.0</b>	
	T	9		T	11		T	10		T	11
	G	29.64		G	41		G	27.94		G	35.8
	L	77.5		L	91		L	86.5		L	74
	SPL	8		SPL	10		SPL	9		SPL	10
	ID	10.7		ID	14.3		ID	12.06		ID	14.3
	D	46.5		D	60		D	46.5		D	60
	FAM	113		FAM	015		FAM	097		FAM	015
	CW/CCW	Horário		CW/CCW	Horário		CW/CCW	Anti-horário		CW/CCW	Horário
<b>0765</b>  APLICAÇÃO Application / Aplicación Pg. 393	<b>1.01.0765.0</b>		<b>0767</b>  APLICAÇÃO Application / Aplicación Pg. 393	<b>1.01.0767.0</b>		<b>0768</b>  APLICAÇÃO Application / Aplicación Pg. 393	<b>1.01.0768.0</b>		<b>0769</b>  APLICAÇÃO Application / Aplicación Pg. 393	<b>1.01.0769.0</b>	
	T	8		T	10		T	9		T	9
	G	24.7		G	32.18		G	25.8		G	25.8
	L	82		L	105.5		L	62.5		L	65.5
	SPL	10		SPL	6		SPL	2		SPL	6
	ID	12.51		ID	14.3		ID	11.5		ID	11.5
	D	46.5		D	60		D	40		D	40
	FAM	050		FAM	020		FAM	026		FAM	026
	CW/CCW	Anti-horário		CW/CCW	Horário		CW/CCW	Anti-horário		CW/CCW	Anti-horário
<b>0770</b>  APLICAÇÃO Application / Aplicación Pg. 393	<b>1.01.0770.0</b>		<b>0771</b>  APLICAÇÃO Application / Aplicación Pg. 393	<b>1.01.0771.0</b>		<b>0772</b>  APLICAÇÃO Application / Aplicación Pg. 394	<b>1.01.0772.0</b>		<b>0773</b>  APLICAÇÃO Application / Aplicación Pg. 394	<b>1.01.0773.0</b>	
	T	9		T	10		T	9		T	9
	G	25.8		G	27.5		G	34.8		G	29.64
	L	45		L	67.5		L	75.5		L	34
	SPL	6		SPL	3		SPL	3		SPL	6
	ID	12		ID	14		ID	15		ID	12
	D	43.5		D	60		D	60		D	46.5
	FAM	034		FAM	035		FAM	035		FAM	108
	CW/CCW	Horário		CW/CCW	Horário		CW/CCW	Horário		CW/CCW	Anti-horário
<b>0774</b>  APLICAÇÃO Application / Aplicación Pg. 394	<b>1.01.0774.0</b>		<b>0775</b>  APLICAÇÃO Application / Aplicación Pg. 394	<b>1.01.0775.0</b>		<b>0776</b>  APLICAÇÃO Application / Aplicación Pg. 395	<b>1.01.0776.0</b>		<b>0778</b>  APLICAÇÃO Application / Aplicación Pg. 395	<b>1.01.0778.0</b>	
	T	9		T	9		T	12		T	11
	G	25.8		G	25.8		G	46.3		G	56.7
	L	61.5		L	51.5		L	118		L	118
	SPL	6		SPL	9		SPL	19		SPL	19
	ID	12		ID	12		ID	19		ID	19
	D	46.2		D	46.5		D	58.4		D	58.4
	FAM	034		FAM	085		FAM	051		FAM	051
	CW/CCW	Horário		CW/CCW	Horário		CW/CCW	Horário		CW/CCW	Horário



T	G	L	SPL	ID	CT	D	FAM	CW/CCW
Nº de Dentes # Of Pinion Teeth # De Los Dientes Del Pinón	Ø Externo (mm) Pinon O.D. Piñon - Ø Externa	Comprimento Total (mm) Length Largo	Nº de Estrias # Of Splines # De Estriás	Ø da Bucha (mm) Pinon I.D. Pinón - Ø Interna	Nº Dentes Coroa # Barrel Gear Teeth # Dientes de la Corona	Ø da Capa (mm) Drive O.D. Ø Externa	Família Family Familia	Horário/Anti Horário Clockwise/Counter Clockwise Horario/Antihorario

<b>0779</b>  APLICAÇÃO Application / Aplicación Pg. 395	<b>1.01.0779.0</b>		<b>0781</b>  APLICAÇÃO Application / Aplicación Pg. 395	<b>1.01.0781.0</b>		<b>0783</b>  APLICAÇÃO Application / Aplicación Pg. 395	<b>1.01.0783.0</b>		<b>0784</b>  APLICAÇÃO Application / Aplicación Pg. 395	<b>1.01.0784.0</b>	
	T	9		T	11		T	9		T	9
	G	25.8		G	29.5		G	25.8		G	29.64
	L	64		L	64		L	69		L	91
	SPL	6		SPL	10		SPL	3		SPL	10
	ID	11.5		ID	12		ID	12		ID	14.3
	D	46.5		D	46.5		D	43.5		D	60
	FAM	047		FAM	106		FAM	017		FAM	015
	CW/CCW	Horário		CW/CCW	Horário		CW/CCW	Horário		CW/CCW	Anti-horário
<b>0785</b>  APLICAÇÃO Application / Aplicación Pg. 396	<b>1.01.0785.0</b>		<b>0786</b>  APLICAÇÃO Application / Aplicación Pg. 396	<b>1.01.0786.0</b>		<b>0787</b>  APLICAÇÃO Application / Aplicación Pg. 396	<b>1.01.0787.0</b>		<b>0790</b>  APLICAÇÃO Application / Aplicación Pg. 396	<b>1.01.0790.0</b>	
	T	15		T	9		T	9		T	9
	G	44.5		G	25.8		G	25.82		G	36
	L	69		L	64		L	51.5		L	87
	SPL	12		SPL	6		SPL	10		SPL	-
	ID	14		ID	11.5		ID	12		CT	41
	D	60		D	46.5		D	46.5		D	-
	FAM	027		FAM	038		FAM	086		FAM	122
	CW/CCW	Horário		CW/CCW	Horário		CW/CCW	Horário		CW/CCW	Horário
<b>0791</b>  APLICAÇÃO Application / Aplicación Pg. 396	<b>1.01.0791.0</b>		<b>0792</b>  APLICAÇÃO Application / Aplicación Pg. 397	<b>1.01.0792.0</b>		<b>0793</b>  APLICAÇÃO Application / Aplicación Pg. 397	<b>1.01.0793.0</b>		<b>0794</b>  APLICAÇÃO Application / Aplicación Pg. 397	<b>1.01.0794.0</b>	
	T	8		T	9		T	8		T	10
	G	28		G	33		G	28		G	33
	L	87		L	87		L	94		L	58.5
	SPL	-		SPL	-		SPL	-		SPL	10
	CT	41		CT	41		CT	41		ID	12
	D	-		D	-		D	-		D	46.5
	FAM	122		FAM	122		FAM	122		FAM	100
	CW/CCW	Horário		CW/CCW	Horário		CW/CCW	Anti-horário		CW/CCW	Anti-horário
<b>0796</b>  APLICAÇÃO Application / Aplicación Pg. 397	<b>1.01.0796.0</b>		<b>0797</b>  APLICAÇÃO Application / Aplicación Pg. 397	<b>1.01.0797.0</b>		<b>0798</b>  APLICAÇÃO Application / Aplicación Pg. 397	<b>1.01.0798.0</b>		<b>0799</b>  APLICAÇÃO Application / Aplicación Pg. 398	<b>1.01.0799.0</b>	
	T	9		T	9		T	9		T	9
	G	25.8		G	25.8		G	25.8		G	25.8
	L	65.5		L	55.5		L	58.5		L	55.5
	SPL	10		SPL	10		SPL	10		SPL	10
	ID	12		ID	12		ID	12		ID	12
	D	54.5		D	46.5		D	46.5		D	46.5
	FAM	100		FAM	084		FAM	100		FAM	102
	CW/CCW	Horário		CW/CCW	Horário		CW/CCW	Anti-horário		CW/CCW	Anti-horário

T	G	L	SPL	ID	CT	D	FAM	CW/CCW
Nº de Dentes # Of Pinion Teeth # De Los Dientes Del Pinón	Ø Externo (mm) Pinon O.D. Piñon - Ø Externa	Comprimento Total (mm) Length Largo	Nº de Estrias # Of Splines # De Estriás	Ø da Bucha (mm) Pinon I.D. Pinón - Ø Interna	Nº Dentes Coroa # Barrel Gear Teeth # Dientes de la Corona	Ø da Capa (mm) Drive O.D. Ø Externa	Família Family Familia	Horário/Anti Horário Clockwise/Counter Clockwise Horario/Antihorario

<b>0800</b>  APLICAÇÃO Application / Aplicación Pg. 398	<b>1.01.0800.0</b>		<b>0801</b>  APLICAÇÃO Application / Aplicación Pg. 398	<b>1.01.0801.0</b>		<b>0803</b>  APLICAÇÃO Application / Aplicación Pg. 398	<b>1.01.0803.0</b>		<b>0805</b>  APLICAÇÃO Application / Aplicación Pg. 398	<b>1.01.0805.0</b>	
	T	11		T	10		T	9		T	11
	G	29.5		G	33		G	25.8		G	29.5
	L	59		L	51		L	58.5		L	58.5
	SPL	10		SPL	8		SPL	10		SPL	10
	ID	12		ID	12		ID	12		ID	12
	D	54.5		D	46.5		D	46.5		D	46.5
	FAM	100		FAM	110		FAM	106		FAM	102
	CW/CCW	Horário		CW/CCW	Horário		CW/CCW	Horário		CW/CCW	Anti-horário
<b>0806</b>  APLICAÇÃO Application / Aplicación Pg. 398	<b>1.01.0806.0</b>		<b>0808</b>  APLICAÇÃO Application / Aplicación Pg. 399	<b>1.01.0808.0</b>		<b>0809</b>  APLICAÇÃO Application / Aplicación Pg. 399	<b>1.01.0809.0</b>		<b>0813</b>  APLICAÇÃO Application / Aplicación Pg. 399	<b>1.01.0813.0</b>	
	T	12		T	8		T	9		T	10
	G	31.8		G	28.2		G	29.6		G	40
	L	51		L	53.5		L	53.5		L	108.5
	SPL	8		SPL	5		SPL	5		SPL	4
	ID	12		ID	11		ID	11		ID	17
	D	46.5		D	43.5		D	43.5		D	60
	FAM	112		FAM	047		FAM	034		FAM	041
	CW/CCW	Horário		CW/CCW	Horário		CW/CCW	Horário		CW/CCW	Horário
<b>0814</b>  APLICAÇÃO Application / Aplicación Pg. 399	<b>1.01.0814.0</b>		<b>0815</b>  APLICAÇÃO Application / Aplicación Pg. 399	<b>1.01.0815.0</b>		<b>0816</b>  APLICAÇÃO Application / Aplicación Pg. 400	<b>1.01.0816.0</b>		<b>0817</b>  APLICAÇÃO Application / Aplicación Pg. 400	<b>1.01.0817.0</b>	
	T	10		T	9		T	10		T	10
	G	40		G	29.3		G	33		G	28.2
	L	91		L	99		L	83		L	83
	SPL	10		SPL	-		SPL	-		SPL	-
	ID	14.26		CT	48		CT	40		CT	40
	D	60		D	-		D	-		D	-
	FAM	015		FAM	125		FAM	124		FAM	124
	CW/CCW	Horário		CW/CCW	Horário		CW/CCW	Horário		CW/CCW	Horário
<b>0818</b>  APLICAÇÃO Application / Aplicación Pg. 400	<b>1.01.0818.0</b>		<b>0820</b>  APLICAÇÃO Application / Aplicación Pg. 400	<b>1.01.0820.0</b>		<b>0821</b>  APLICAÇÃO Application / Aplicación Pg. 400	<b>1.01.0821.0</b>		<b>0822</b>  APLICAÇÃO Application / Aplicación Pg. 400	<b>1.01.0822.0</b>	
	T	9		T	10		T	10		T	10
	G	29.6		G	26.82		G	26.82		G	26.82
	L	83		L	50.5		L	44		L	56.5
	SPL	-		SPL	9		SPL	9		SPL	9
	CT	40		ID	12.1		ID	12.1		ID	12.1
	D	-		D	46.5		D	46.5		D	46.5
	FAM	124		FAM	098		FAM	098		FAM	098
	CW/CCW	Horário		CW/CCW	Horário		CW/CCW	Horário		CW/CCW	Anti-horário

T	G	L	SPL	ID	CT	D	FAM	CW/CCW
Nº de Dentes # Of Pinon Teeth # De Los Dientes Del Pinón	Ø Externo (mm) Pinon O.D. Piñon - Ø Externa	Comprimento Total (mm) Length Largo	Nº de Estrias # Of Splines # De Estriás	Ø da Bucha (mm) Pinon I.D. Pinón - Ø Interna	Nº Dentes Coroa # Barrel Gear Teeth # Dientes de la Corona	Ø da Capa (mm) Drive O.D. Ø Externa	Família Family Familia	Horário/Anti Horário Clockwise/Counter Clockwise Horario/Antihorario

<b>0823</b>  APLICAÇÃO Application / Aplicación Pg. 401	<b>1.01.0823.0</b>		<b>0825</b>  APLICAÇÃO Application / Aplicación Pg. 401	<b>1.01.0825.0</b>		<b>0826</b>  APLICAÇÃO Application / Aplicación Pg. 401	<b>1.01.0826.0</b>		<b>0828</b>  APLICAÇÃO Application / Aplicación Pg. 401	<b>1.01.0828.0</b>	
	T	10		T	10		T	10		T	9
	G	26.82		G	27.94		G	40		G	29.64
	L	48		L	50.5		L	75.5		L	66
	SPL	9		SPL	8		SPL	3		SPL	5
	ID	12.1		ID	12		ID	15		ID	12.5
	D	46.5		D	46.5		D	60		D	46.5
	FAM	098		FAM	110		FAM	035		FAM	118
	CW/CCW	Horário		CW/CCW	Horário		CW/CCW	Horário		CW/CCW	Horário
<b>0830</b>  APLICAÇÃO Application / Aplicación Pg. 401	<b>1.01.0830.0</b>		<b>0831</b>  APLICAÇÃO Application / Aplicación Pg. 401	<b>1.01.0831.0</b>		<b>0832</b>  APLICAÇÃO Application / Aplicación Pg. 402	<b>1.01.0832.0</b>		<b>0836</b>  APLICAÇÃO Application / Aplicación Pg. 402	<b>1.01.0836.0</b>	
	T	8		T	9		T	9		T	9
	G	28.2		G	25.8		G	29.64		G	25.8
	L	53.5		L	79		L	77		L	55
	SPL	5		SPL	12		SPL	10		SPL	8
	ID	11		ID	12.51		ID	12.5		ID	12
	D	41.5		D	54.5		D	46.5		D	46.5
	FAM	047		FAM	021		FAM	047		FAM	047
	CW/CCW	Horário		CW/CCW	Anti-horário		CW/CCW	Horário		CW/CCW	Horário
<b>0837</b>  APLICAÇÃO Application / Aplicación Pg. 402	<b>1.01.0837.0</b>		<b>0838</b>  APLICAÇÃO Application / Aplicación Pg. 402	<b>1.01.0838.0</b>		<b>0841</b>  APLICAÇÃO Application / Aplicación Pg. 402	<b>1.01.0841.0</b>		<b>0843</b>  APLICAÇÃO Application / Aplicación Pg. 402	<b>1.01.0843.0</b>	
	T	9		T	9		T	9		T	8
	G	25.8		G	34.8		G	29.6		G	23.92
	L	58.5		L	62		L	53.5		L	44
	SPL	10		SPL	10		SPL	5		SPL	5
	ID	12		ID	12		ID	11		ID	11
	D	46.5		D	54.5		D	41.5		D	46
	FAM	084		FAM	100		FAM	034		FAM	034
	CW/CCW	Horário		CW/CCW	Horário		CW/CCW	Horário		CW/CCW	Horário
<b>0844</b>  APLICAÇÃO Application / Aplicación Pg. 403	<b>1.01.0844.0</b>		<b>0846</b>  APLICAÇÃO Application / Aplicación Pg. 403	<b>1.01.0846.0</b>		<b>0850</b>  APLICAÇÃO Application / Aplicación Pg. 403	<b>1.01.0850.0</b>		<b>0851</b>  APLICAÇÃO Application / Aplicación Pg. 403	<b>1.01.0851.0</b>	
	T	9		T	11		T	9		T	10
	G	25.9		G	29.5		G	36.5		G	27.94
	L	87		L	58.5		L	80		L	86
	SPL	-		SPL	10		SPL	12		SPL	10
	CT	41		ID	12		ID	14		ID	12
	D	-		D	46.5		D	60		D	54.5
	FAM	122		FAM	084		FAM	029		FAM	103
	CW/CCW	Horário		CW/CCW	Horário		CW/CCW	Horário		CW/CCW	Anti-horário

T	G	L	SPL	ID	CT	D	FAM	CW/CCW
Nº de Dentes # Of Pinion Teeth # De Los Dientes Del Pinón	Ø Externo (mm) Pinon O.D. Piñon - Ø Externa	Comprimento Total (mm) Length Largo	Nº de Estrias # Of Splines # De Estriás	Ø da Bucha (mm) Pinon I.D. Pinón - Ø Interna	Nº Dentes Coroa # Barrel Gear Teeth # Dientes de la Corona	Ø da Capa (mm) Drive O.D. Ø Externa	Família Family Familia	Horário/Anti Horário Clockwise/Counter Clockwise Horario/Antihorario

<b>0852</b>  APLICAÇÃO Application / Aplicación Pg. 403	<b>1.01.0852.0</b>		<b>0853</b>  APLICAÇÃO Application / Aplicación Pg. 403	<b>1.01.0853.0</b>		<b>0854</b>  APLICAÇÃO Application / Aplicación Pg. 404	<b>1.01.0854.0</b>		<b>0855</b>  APLICAÇÃO Application / Aplicación Pg. 404	<b>1.01.0855.0</b>	
	T	8		T	8		T	8		T	11
	G	27.2		G	28.2		G	24.7		G	29.5
	L	52		L	70.5		L	64		L	55.5
	SPL	10		SPL	8		SPL	6		SPL	10
	ID	11		ID	12		ID	12		ID	12
	D	46.5		D	46.5		D	43.5		D	46.5
	FAM	094		FAM	047		FAM	034		FAM	084
	CW/CCW	Horário		CW/CCW	Horário		CW/CCW	Anti-horário		CW/CCW	Horário
<b>0857</b>  APLICAÇÃO Application / Aplicación Pg. 404	<b>1.01.0857.0</b>		<b>0858</b>  APLICAÇÃO Application / Aplicación Pg. 404			<b>0860</b>  APLICAÇÃO Application / Aplicación Pg. 404	<b>1.01.0860.0</b>		<b>0861</b>  APLICAÇÃO Application / Aplicación Pg. 405	<b>1.01.0861.0</b>	
	T	9		T	12		T	10		T	9
	G	25.8		G	46.36		G	27.94		G	36.8
	L	64		L	98		L	73		L	62
	SPL	10		SPL	3		SPL	9		SPL	10
	ID	12		ID	14.29		ID	12.1		ID	12
	D	46.5		D	59.9		D	46.5		D	54.5
	FAM	001		FAM	020		FAM	129		FAM	094
	CW/CCW	Horário		CW/CCW	Horário		CW/CCW	Anti-horário		CW/CCW	Horário
<b>0863</b>  APLICAÇÃO Application / Aplicación Pg. 405	<b>1.01.0863.0</b>		<b>0866</b>  APLICAÇÃO Application / Aplicación Pg. 405	<b>1.01.0866.0</b>		<b>0868</b>  APLICAÇÃO Application / Aplicación Pg. 405	<b>1.01.0868.0</b>		<b>0871</b>  APLICAÇÃO Application / Aplicación Pg. 405	<b>1.01.0871.0</b>	
	T	8		T	9		T	10		T	8
	G	28.2		G	25.8		G	27.5		G	28.2
	L	48		L	59.5		L	80		L	59
	SPL	9		SPL	10		SPL	3		SPL	10
	ID	12.1		ID	12		ID	14		ID	12
	D	46.5		D	46.5		D	60		D	46.5
	FAM	099		FAM	102		FAM	035		FAM	100
	CW/CCW	Horário		CW/CCW	Horário		CW/CCW	Horário		CW/CCW	Horário
<b>0874</b>  APLICAÇÃO Application / Aplicación Pg. 405	<b>1.01.0874.0</b>		<b>0875</b>  APLICAÇÃO Application / Aplicación Pg. 406	<b>1.01.0875.0</b>		<b>0878</b>  APLICAÇÃO Application / Aplicación Pg. 406	<b>1.01.0878.0</b>		<b>0879</b>  APLICAÇÃO Application / Aplicación Pg. 406	<b>1.01.0879.0</b>	
	T	8		T	9		T	11		T	13
	G	28.2		G	35.5		G	29.5		G	49.7
	L	64.5		L	62		L	52.5		L	118
	SPL	10		SPL	10		SPL	10		SPL	19
	ID	12		ID	12		ID	12		ID	19
	D	46.5		D	54.5		D	46.5		D	58.4
	FAM	001		FAM	100		FAM	038		FAM	051
	CW/CCW	Horário		CW/CCW	Horário		CW/CCW	Horário		CW/CCW	Horário

T	G	L	SPL	ID	CT	D	FAM	CW/CCW
Nº de Dentes # Of Pinon Teeth # De Los Dientes Del Pinón	Ø Externo (mm) Pinon O.D. Piñon - Ø Externa	Comprimento Total (mm) Length Largo	Nº de Estrias # Of Splines # De Estriás	Ø da Bucha (mm) Pinon I.D. Pinón - Ø Interna	Nº Dentes Coroa # Barrel Gear Teeth # Dientes de la Corona	Ø da Capa (mm) Drive O.D. Ø Externa	Família Family Familia	Horário/Anti Horário Clockwise/Counter Clockwise Horario/Antihorario

<b>0887</b>  APLICAÇÃO Application / Aplicación Pg. 406	1.01.0887.0		<b>0888</b>  APLICAÇÃO Application / Aplicación Pg. 406	1.01.0888.0		<b>0890</b>  APLICAÇÃO Application / Aplicación Pg. 407	1.01.0890.0		<b>0892</b>  APLICAÇÃO Application / Aplicación Pg. 407	1.01.0892.0	
	T	20		T	11		T	23		T	9
	G	14.7		G	41.99		G	54.4		G	25.9
	L	110		L	98		L	46.5		L	78.5
	SPL	5		SPL	3		SPL	12		SPL	-
	ID	-		ID	14.29		ID	12		CT	44
	D	60		D	59.9		D	45.3		D	-
	FAM	128		FAM	011		FAM	115		FAM	122
	CW/CCW	Horário		CW/CCW	Horário		CW/CCW	Horário		CW/CCW	Anti-horário
<b>0893</b>  APLICAÇÃO Application / Aplicación Pg. 407	1.01.0893.0		<b>0894</b>  APLICAÇÃO Application / Aplicación Pg. 407	1.01.0894.0		<b>0895</b>  APLICAÇÃO Application / Aplicación Pg. 407	1.01.0895.0		<b>0898</b>  APLICAÇÃO Application / Aplicación Pg. 407	1.01.0898.0	
	T	10		T	11		T	9		T	11
	G	31.7		G	40.6		G	36		G	43.1
	L	64		L	84		L	71		L	40.5
	SPL	10		SPL	12		SPL	12		SPL	19
	ID	12		ID	15		ID	13		ID	12
	D	46.5		D	60		D	60		D	54.5
	FAM	001		FAM	043		FAM	029		FAM	108
	CW/CCW	Horário		CW/CCW	Horário		CW/CCW	Horário		CW/CCW	Horário
<b>0900</b>  APLICAÇÃO Application / Aplicación Pg. 407	1.01.0900.0		<b>0901</b>  APLICAÇÃO Application / Aplicación Pg. 408	1.01.0901.0		<b>0902</b>  APLICAÇÃO Application / Aplicación Pg. 408	1.01.0902.0		<b>0905</b>  APLICAÇÃO Application / Aplicación Pg. 408	1.01.0905.0	
	T	10		T	11		T	11		T	10
	G	27.94		G	40.5		G	41		G	27.94
	L	79.5		L	77		L	91		L	77
	SPL	10		SPL	12		SPL	12		SPL	12
	ID	12		ID	16		ID	14.26		ID	12
	D	46.5		D	60		D	60		D	46.5
	FAM	103		FAM	027		FAM	021		FAM	004
	CW/CCW	Anti-horário		CW/CCW	Horário		CW/CCW	Horário		CW/CCW	Horário
<b>0906</b>  APLICAÇÃO Application / Aplicación Pg. 408	1.01.0906.0		<b>0907</b>  APLICAÇÃO Application / Aplicación Pg. 408	1.01.0907.0		<b>0908</b>  APLICAÇÃO Application / Aplicación Pg. 408	1.01.0908.0		<b>0910</b>  APLICAÇÃO Application / Aplicación Pg. 409	1.01.0910.0	
	T	9		T	13		T	8		T	8
	G	33		G	46		G	28.2		G	32.4
	L	73.5		L	46.5		L	48		L	77.5
	SPL	6		SPL	12		SPL	9		SPL	6
	ID	12		ID	12.02		ID	12.1		ID	14.26
	D	46.5		D	45.3		D	46.5		D	60
	FAM	050		FAM	115		FAM	085		FAM	080
	CW/CCW	Horário		CW/CCW	Horário		CW/CCW	Horário		CW/CCW	Horário

T	G	L	SPL	ID	CT	D	FAM	CW/CCW
Nº de Dentes # Of Pinon Teeth # De Los Dientes Del Pinón	Ø Externo (mm) Pinon O.D. Piñon - Ø Externa	Comprimento Total (mm) Length Largo	Nº de Estrias # Of Splines # De Estriás	Ø da Bucha (mm) Pinon I.D. Pinón - Ø Interna	Nº Dentes Coroa # Barrel Gear Teeth # Dientes de la Corona	Ø da Capa (mm) Drive O.D. Ø Externa	Família Family Familia	Horário/Anti Horário Clockwise/Counter Clockwise Horario/Antihorario

<b>0914</b>  APLICAÇÃO Application / Aplicación Pg. 409	1.01.0914.0		<b>0915</b>  APLICAÇÃO Application / Aplicación Pg. 409	1.01.0915.0		<b>0916</b>  APLICAÇÃO Application / Aplicación Pg. 409	1.01.0916.0		<b>0917</b>  APLICAÇÃO Application / Aplicación Pg. 409	1.01.0917.0	
	T	12		T	9		T	9		T	9
	G	46.3		G	25.8		G	36.5		G	29.64
	L	120.1		L	55		L	61		L	48
	SPL	19		SPL	9		SPL	10		SPL	9
	ID	15.9		ID	12.06		ID	12		ID	12.1
	D	-		D	46.5		D	60		D	46.5
	FAM	051		FAM	117		FAM	085		FAM	085
	CW/CCW	Anti-horário		CW/CCW	Horário		CW/CCW	Horário		CW/CCW	Horário
<b>0918</b>  APLICAÇÃO Application / Aplicación Pg. 409	1.01.0918.0		<b>0919</b>  APLICAÇÃO Application / Aplicación Pg. 409	1.01.0919.0		<b>0920</b>  APLICAÇÃO Application / Aplicación Pg. 410	1.01.0920.0		<b>0921</b>  APLICAÇÃO Application / Aplicación Pg. 410	1.01.0921.0	
	T	8		T	9		T	11		T	11
	G	27.6		G	25.8		G	42		G	40
	L	48		L	58.5		L	118		L	102
	SPL	9		SPL	10		SPL	19		SPL	-
	ID	12.1		ID	12		ID	15.9		CT	40
	D	46.5		D	46.5		D	58.4		D	-
	FAM	085		FAM	084		FAM	051		FAM	124
	CW/CCW	Horário		CW/CCW	Horário		CW/CCW	Horário		CW/CCW	Horário
<b>0925</b>  APLICAÇÃO Application / Aplicación Pg. 410	1.01.0925.0		<b>0926</b>  APLICAÇÃO Application / Aplicación Pg. 410	1.01.0926.0		<b>0929</b>  APLICAÇÃO Application / Aplicación Pg. 410	1.01.0929.0		<b>0930</b>  APLICAÇÃO Application / Aplicación Pg. 411	1.01.0930.0	
	T	9		T	9		T	11		T	11
	G	25.8		G	25.8		G	35.8		G	56.7
	L	49.5		L	56.5		L	62		L	118
	SPL	10		SPL	12		SPL	10		SPL	19
	ID	12		ID	12		ID	12		ID	19
	D	46.5		D	46.5		D	54.5		D	58.4
	FAM	094		FAM	131		FAM	094		FAM	051
	CW/CCW	Horário		CW/CCW	Horário		CW/CCW	Horário		CW/CCW	Anti-horário
<b>0931</b>  APLICAÇÃO Application / Aplicación Pg. 411	1.01.0931.0		<b>0932</b>  APLICAÇÃO Application / Aplicación Pg. 411	1.01.0932.0		<b>0933</b>  APLICAÇÃO Application / Aplicación Pg. 411	1.01.0933.0		<b>0935</b>  APLICAÇÃO Application / Aplicación Pg. 411	1.01.0935.0	
	T	10		T	9		T	10		T	11
	G	33		G	25.8		G	27.94		G	29.5
	L	75		L	80.5		L	90		L	55
	SPL	10		SPL	16		SPL	16		SPL	9
	ID	12		ID	11		ID	9		ID	12
	D	54.5		D	54.5		D	46.5		D	46.5
	FAM	001		FAM	079		FAM	101		FAM	087
	CW/CCW	Horário		CW/CCW	Anti-horário		CW/CCW	Anti-horário		CW/CCW	Horário



T	G	L	SPL	ID	CT	D	FAM	CW/CCW
Nº de Dentes # Of Pinon Teeth # De Los Dientes Del Pinón	Ø Externo (mm) Pinon O.D. Piñon - Ø Externa	Comprimento Total (mm) Length Largo	Nº de Estrias # Of Splines # De Estriás	Ø da Bucha (mm) Pinon I.D. Pinón - Ø Interna	Nº Dentes Coroa # Barrel Gear Teeth # Dientes de la Corona	Ø da Capa (mm) Drive O.D. Ø Externa	Família Family Familia	Horário/Anti Horário Clockwise/Counter Clockwise Horario/Antihorario

<b>0936</b>  APLICAÇÃO Application / Aplicación Pg. 411	<b>1.01.0936.0</b>		<b>0937</b>  APLICAÇÃO Application / Aplicación Pg. 412	<b>1.01.0937.0</b>		<b>0938</b>  APLICAÇÃO Application / Aplicación Pg. 412	<b>1.01.0938.0</b>		<b>0940</b>  APLICAÇÃO Application / Aplicación Pg. 412	<b>1.01.0940.0</b>	
	T	11		T	10		T	10		T	8
	G	29.5		G	27.94		G	26.82		G	24.7
	L	61.5		L	80.5		L	48.5		L	70.5
	SPL	9		SPL	16		SPL	10		SPL	8
	ID	12		ID	11		ID	12		ID	12
	D	46.5		D	54.5		D	46.5		D	45.5
	FAM	085		FAM	079		FAM	094		FAM	047
	CW/CCW	Horário		CW/CCW	Anti-horário		CW/CCW	Horário		CW/CCW	Anti-horário
<b>0942</b>  APLICAÇÃO Application / Aplicación Pg. 412	<b>1.01.0942.0</b>		<b>0943</b>  APLICAÇÃO Application / Aplicación Pg. 412	<b>1.01.0943.0</b>		<b>0945</b>  APLICAÇÃO Application / Aplicación Pg. 412	<b>1.01.0945.0</b>		<b>0946</b>  APLICAÇÃO Application / Aplicación Pg. 412	<b>1.01.0946.0</b>	
	T	9		T	9		T	9		T	9
	G	25.8		G	38.4		G	25.8		G	33
	L	62		L	71		L	48		L	102
	SPL	10		SPL	8		SPL	9		SPL	-
	ID	12		ID	12		ID	12.1		CT	40
	D	46.5		D	46.3		D	46.5		D	-
	FAM	084		FAM	047		FAM	085		FAM	124
	CW/CCW	Horário		CW/CCW	Anti-horário		CW/CCW	Horário		CW/CCW	Horário
<b>0947</b>  APLICAÇÃO Application / Aplicación Pg. 413	<b>1.01.0947.0</b>		<b>0948</b>  APLICAÇÃO Application / Aplicación Pg. 413	<b>1.01.0948.0</b>		<b>0950</b>  APLICAÇÃO Application / Aplicación Pg. 413	<b>1.01.0950.0</b>		<b>0951</b>  APLICAÇÃO Application / Aplicación Pg. 413	<b>1.01.0951.0</b>	
	T	9		T	10		T	9		T	8
	G	29.64		G	40		G	29.6		G	28.2
	L	102		L	104		L	53.5		L	75
	SPL	-		SPL	18		SPL	5		SPL	5
	CT	40		ID	17		ID	11		ID	11
	D	-		D	60		D	41.5		D	41.5
	FAM	124		FAM	041		FAM	034		FAM	050
	CW/CCW	Horário		CW/CCW	Horário		CW/CCW	Anti-horário		CW/CCW	Anti-horário
<b>0953</b>  APLICAÇÃO Application / Aplicación Pg. 414	<b>1.01.0953.0</b>		<b>0954</b>  APLICAÇÃO Application / Aplicación Pg. 414	<b>1.01.0954.0</b>		<b>0957</b>  APLICAÇÃO Application / Aplicación Pg. 414	<b>1.01.0957.0</b>		<b>0958</b>  APLICAÇÃO Application / Aplicación Pg. 414	<b>1.01.0958.0</b>	
	T	9		T	10		T	20		T	11
	G	35.5		G	37.8		G	14.7		G	30
	L	88		L	83		L	116.8		L	47
	SPL	3		SPL	-		SPL	10		SPL	6
	ID	16.1		CT	40		ID	-		ID	12
	D	60		D	-		D	65		D	46.5
	FAM	028		FAM	124		FAM	134		FAM	034
	CW/CCW	Horário		CW/CCW	Horário		CW/CCW	Horário		CW/CCW	Horário

T	G	L	SPL	ID	CT	D	FAM	CW/CCW
Nº de Dentes # Of Pinon Teeth # De Los Dientes Del Pinón	Ø Externo (mm) Pinon O.D. Piñon - Ø Externa	Comprimento Total (mm) Length Largo	Nº de Estrias # Of Splines # De Estriás	Ø da Bucha (mm) Pinon I.D. Pinón - Ø Interna	Nº Dentes Coroa # Barrel Gear Teeth # Dientes de la Corona	Ø da Capa (mm) Drive O.D. Ø Externa	Família Family Familia	Horário/Anti Horário Clockwise/Counter Clockwise Horario/Antihorario

<b>0959</b>  APLICAÇÃO Application / Aplicación Pg. 414	<b>1.01.0959.0</b>		<b>0960</b>  APLICAÇÃO Application / Aplicación Pg. 415	<b>1.01.0960.0</b>		<b>0961</b>  APLICAÇÃO Application / Aplicación Pg. 415	<b>1.01.0961.0</b>		<b>0962</b>  APLICAÇÃO Application / Aplicación Pg. 415	<b>1.01.0962.0</b>	
	T	18		T	10		T	11		T	10
	G	13.2		G	26.82		G	29.5		G	26.82
	L	82		L	60.5		L	61.5		L	59
	SPL	6		SPL	9		SPL	9		SPL	10
	ID	-		ID	12.1		ID	12		ID	12
	D	45.3		D	46.5		D	54.5		D	54.5
	FAM	116		FAM	099		FAM	085		FAM	100
	CW/CCW	Horário		CW/CCW	Anti-horário		CW/CCW	Horário		CW/CCW	Horário
<b>0965</b>  APLICAÇÃO Application / Aplicación Pg. 415	<b>1.01.0965.0</b>		<b>0969</b>  APLICAÇÃO Application / Aplicación Pg. 415	<b>1.01.0969.0</b>		<b>0970</b>  APLICAÇÃO Application / Aplicación Pg. 415	<b>1.01.0970.0</b>		<b>0972</b>  APLICAÇÃO Application / Aplicación Pg. 416	<b>1.01.0972.0</b>	
	T	9		T	9		T	9		T	9
	G	25.82		G	29		G	36.5		G	25.7
	L	41		L	52.5		L	91		L	90
	SPL	5		SPL	10		SPL	10		SPL	16
	ID	11		ID	12		ID	14.3		ID	11
	D	46		D	46.5		D	60		D	54.5
	FAM	034		FAM	038		FAM	015		FAM	079
	CW/CCW	Horário		CW/CCW	Horário		CW/CCW	Horário		CW/CCW	Anti-horário
<b>0975</b>  APLICAÇÃO Application / Aplicación Pg. 416	<b>1.01.0975.0</b>		<b>0976</b>  APLICAÇÃO Application / Aplicación Pg. 416	<b>1.01.0976.0</b>		<b>0977</b>  APLICAÇÃO Application / Aplicación Pg. 416	<b>1.01.0977.0</b>		<b>0978</b>  APLICAÇÃO Application / Aplicación Pg. 416	<b>1.01.0978.0</b>	
	T	23		T	9		T	9		T	10
	G	54.4		G	25.8		G	25.8		G	40
	L	51		L	47		L	93		L	61
	SPL	10		SPL	10		SPL	3		SPL	10
	ID	12		ID	12		ID	12		ID	12
	D	48.7		D	46.5		D	46.5		D	60
	FAM	047		FAM	094		FAM	020		FAM	117
	CW/CCW	Horário		CW/CCW	Horário		CW/CCW	Anti-horário		CW/CCW	Horário
<b>0981</b>  APLICAÇÃO Application / Aplicación Pg. 417	<b>1.01.0981.0</b>		<b>0983</b>  APLICAÇÃO Application / Aplicación Pg. 417	<b>1.01.0983.0</b>		<b>0985</b>  APLICAÇÃO Application / Aplicación Pg. 417	<b>1.01.0985.0</b>		<b>0989</b>  APLICAÇÃO Application / Aplicación Pg. 417	<b>1.01.0989.0</b>	
	T	13		T	10		T	9		T	9
	G	30		G	27.5		G	36.5		G	25.8
	L	36.5		L	61		L	85.5		L	59.5
	SPL	10		SPL	10		SPL	12		SPL	10
	ID	12.14		ID	12		ID	14		ID	12
	D	68		D	60		D	60		D	46.5
	FAM	108		FAM	085		FAM	043		FAM	084
	CW/CCW	Horário		CW/CCW	Horário		CW/CCW	Horário		CW/CCW	Anti-horário



T	G	L	SPL	ID	CT	D	FAM	CW/CCW
Nº de Dentes # Of Pinon Teeth # De Los Dientes Del Pinón	Ø Externo (mm) Pinon O.D. Piñon - Ø Externa	Comprimento Total (mm) Length Largo	Nº de Estrias # Of Splines # De Estriás	Ø da Bucha (mm) Pinon I.D. Pinón - Ø Interna	Nº Dentes Coroa # Barrel Gear Teeth # Dientes de la Corona	Ø da Capa (mm) Drive O.D. Ø Externa	Família Family Familia	Horário/Anti Horário Clockwise/Counter Clockwise Horario/Antihorario

<b>0990</b>    APLICAÇÃO Application / Aplicación Pg. 417	<b>1.01.0990.0</b>		<b>0991</b>    APLICAÇÃO Application / Aplicación Pg. 417	<b>1.01.0991.0</b>		<b>0996</b>    APLICAÇÃO Application / Aplicación Pg. 418	<b>1.01.0996.0</b>		<b>0997</b>    APLICAÇÃO Application / Aplicación Pg. 418	<b>1.01.0997.0</b>	
	T	10		T	9		T	10		T	9
	G	26.82		G	35.5		G	32		G	29.64
	L	55		L	61		L	64		L	49
	SPL	9		SPL	10		SPL	10		SPL	10
	ID	12.1		ID	12		ID	12		ID	12
	D	46.5		D	60		D	46.5		D	46.5
	FAM	117		FAM	046		FAM	001		FAM	094
	CW/CCW	Horário		CW/CCW	Horário		CW/CCW	Horário		CW/CCW	Horário
<b>0998</b>    APLICAÇÃO Application / Aplicación Pg. 418	<b>1.01.0998.0</b>		<b>0999</b>    APLICAÇÃO Application / Aplicación Pg. 418	<b>1.01.0999.0</b>		<b>1001</b>    APLICAÇÃO Application / Aplicación Pg. 418	<b>1.01.1001.0</b>		<b>1002</b>    APLICAÇÃO Application / Aplicación Pg. 418	<b>1.01.1002.0</b>	
	T	9		T	8		T	11		T	11
	G	29.64		G	23.6		G	41		G	35.8
	L	47		L	64		L	91		L	91
	SPL	10		SPL	6		SPL	10		SPL	10
	ID	12		ID	11.5		ID	14.26		ID	14.26
	D	46.5		D	46.5		D	60		D	60
	FAM	094		FAM	047		FAM	015		FAM	015
	CW/CCW	Horário		CW/CCW	Horário		CW/CCW	Anti-horário		CW/CCW	Horário
<b>1003</b>    APLICAÇÃO Application / Aplicación Pg. 418	<b>1.01.1003.0</b>		<b>1004</b>    APLICAÇÃO Application / Aplicación Pg. 419	<b>1.01.1004.0</b>		<b>1005</b>    APLICAÇÃO Application / Aplicación Pg. 419	<b>1.01.1005.0</b>		<b>1011</b>    APLICAÇÃO Application / Aplicación Pg. 419	<b>1.01.1011.0</b>	
	T	10		T	9		T	9		T	8
	G	40		G	34.8		G	34.8		G	27.2
	L	74		L	91		L	74		L	69.5
	SPL	10		SPL	10		SPL	10		SPL	10
	ID	14.26		ID	14.26		ID	14.26		ID	12
	D	60		D	60		D	60		D	46.5
	FAM	015		FAM	015		FAM	015		FAM	101
	CW/CCW	Anti-horário		CW/CCW	Anti-horário		CW/CCW	Anti-horário		CW/CCW	Anti-horário
<b>1013</b>    APLICAÇÃO Application / Aplicación Pg. 419	<b>1.01.1013.0</b>		<b>1016</b>    APLICAÇÃO Application / Aplicación Pg. 419	<b>1.01.1016.0</b>		<b>1017</b>    APLICAÇÃO Application / Aplicación Pg. 419	<b>1.01.1017.0</b>		<b>1018</b>    APLICAÇÃO Application / Aplicación Pg. 419	<b>1.01.1018.0</b>	
	T	10		T	8		T	10		T	8
	G	39.67		G	28		G	32.18		G	28.2
	L	102		L	75		L	75		L	75.5
	SPL	19		SPL	10		SPL	10		SPL	8
	ID	15.9		ID	12.5		ID	12.5		ID	12
	D	58.4		D	46.5		D	46.5		D	46.6
	FAM	051		FAM	118		FAM	118		FAM	114
	CW/CCW	Horário		CW/CCW	Anti-horário		CW/CCW	Anti-horário		CW/CCW	Anti-horário

T	G	L	SPL	ID	CT	D	FAM	CW/CCW
Nº de Dentes # Of Pinon Teeth # De Los Dientes Del Pinón	ø Externo (mm) Pinon O.D. Piñon - ø Externa	Comprimento Total (mm) Length Largo	Nº de Estrias # Of Splines # De Estriás	ø da Bucha (mm) Pinon I.D. Pinón - ø Interna	Nº Dentes Coroa # Barrel Gear Teeth # Dientes de la Corona	ø da Capa (mm) Drive O.D. ø Externa	Família Family Familia	Horário/Anti Horário Clockwise/Counter Clockwise Horario/Antihorario

<b>1019</b>  APLICAÇÃO Application / Aplicación Pg. 420	1.01.1019.0		<b>1020</b>  APLICAÇÃO Application / Aplicación Pg. 420	1.01.1020.0		<b>1021</b>  APLICAÇÃO Application / Aplicación Pg. 420	1.01.1021.0		<b>1022</b>  APLICAÇÃO Application / Aplicación Pg. 420	1.01.1022.0	
	T	30		T	8		T	8		T	9
	G	21.3		G	28		G	28		G	35.5
	L	92.7		L	38.5		L	48.5		L	57.5
	SPL	8		SPL	10		SPL	10		SPL	16
	ID	10.74		ID	12.51		ID	12.5		ID	12
	D	46.5		D	46.5		D	46.5		D	54.5
	FAM	114		FAM	117		FAM	117		FAM	094
	CW/CCW	Anti-horário		CW/CCW	Horário		CW/CCW	Horário		CW/CCW	Horário
<b>1023</b>  APLICAÇÃO Application / Aplicación Pg. 420	1.01.1023.0		<b>1024</b>  APLICAÇÃO Application / Aplicación Pg. 420	1.01.1024.0		<b>1025</b>  APLICAÇÃO Application / Aplicación Pg. 421	1.01.1025.0		<b>1026</b>  APLICAÇÃO Application / Aplicación Pg. 421	1.01.1026.0	
	T	11		T	10		T	9		T	10
	G	29.38		G	33		G	34.8		G	32
	L	54.5		L	51.5		L	64.5		L	75
	SPL	9		SPL	8		SPL	10		SPL	10
	ID	12		ID	13.01		ID	12.11		ID	14.26
	D	54.5		D	46.5		D	60		D	60
	FAM	085		FAM	112		FAM	130		FAM	082
	CW/CCW	Horário		CW/CCW	Horário		CW/CCW	Horário		CW/CCW	Horário
<b>1027</b>  APLICAÇÃO Application / Aplicación Pg. 421	1.01.1027.0		<b>1030</b>  APLICAÇÃO Application / Aplicación Pg. 421	1.01.1030.0		<b>1031</b>  APLICAÇÃO Application / Aplicación Pg. 421	1.01.1031.0		<b>1033</b>  APLICAÇÃO Application / Aplicación Pg. 422	1.01.1033.0	
	T	10		T	11		T	10		T	9
	G	32		G	29.5		G	27.94		G	29.64
	L	75		L	49		L	49		L	49
	SPL	10		SPL	10		SPL	10		SPL	10
	ID	14.26		ID	12		ID	12		ID	12
	D	54.5		D	54.5		D	50.5		D	54.5
	FAM	082		FAM	094		FAM	094		FAM	094
	CW/CCW	Horário		CW/CCW	Horário		CW/CCW	Horário		CW/CCW	Horário
<b>1036</b>  APLICAÇÃO Application / Aplicación Pg. 422	1.01.1036.0		<b>1037</b>  APLICAÇÃO Application / Aplicación Pg. 422	1.01.1037.0		<b>1038</b>  APLICAÇÃO Application / Aplicación Pg. 422	1.01.1038.0		<b>1043</b>  APLICAÇÃO Application / Aplicación Pg. 422	1.01.1043.0	
	T	23		T	10		T	9		T	18
	G	52.1		G	27.94		G	34.8		G	13.32
	L	107		L	49		L	83		L	109.8
	SPL	-		SPL	10		SPL	10		SPL	8
	CT	55		ID	12		ID	14.3		ID	-
	D	-		D	46.5		D	60		D	56
	FAM	126		FAM	094		FAM	082		FAM	134
	CW/CCW	Anti-horário		CW/CCW	Horário		CW/CCW	Horário		CW/CCW	Horário

T	G	L	SPL	ID	CT	D	FAM	CW/CCW
Nº de Dentes # Of Pinion Teeth # De Los Dientes Del Pinón	Ø Externo (mm) Pinon O.D. Piñon - Ø Externa	Comprimento Total (mm) Length Largo	Nº de Estrias # Of Splines # De Estriás	Ø da Bucha (mm) Pinon I.D. Pinón - Ø Interna	Nº Dentes Coroa # Barrel Gear Teeth # Dientes de la Corona	Ø da Capa (mm) Drive O.D. Ø Externa	Família Family Familia	Horário/Anti Horário Clockwise/Counter Clockwise Horario/Antihorario

<b>1046</b>  APLICAÇÃO Application / Aplicación Pg. 423	1.01.1046.0		<b>1047</b>  APLICAÇÃO Application / Aplicación Pg. 423	1.01.1047.0		<b>1048</b>  APLICAÇÃO Application / Aplicación Pg. 423	1.01.1048.0		<b>1054</b>  APLICAÇÃO Application / Aplicación Pg. 423	1.01.1054.0	
	T	20		T	20		T	8		T	8
	G	14.7		G	14.7		G	28.2		G	28
	L	126		L	119		L	45.5		L	56
	SPL	10		SPL	10		SPL	6		SPL	8
	ID	-		ID	-		ID	12		ID	12
	D	65		D	65		D	43.5		D	46.5
	FAM	134		FAM	134		FAM	132		FAM	047
	CW/CCW	Horário		CW/CCW	Horário		CW/CCW	Horário		CW/CCW	Anti-horário
<b>1056</b>  APLICAÇÃO Application / Aplicación Pg. 423	1.01.1056.0		<b>1057</b>  APLICAÇÃO Application / Aplicación Pg. 423	1.01.1057.0		<b>1058</b>  APLICAÇÃO Application / Aplicación Pg. 424	1.01.1058.0		<b>1059</b>  APLICAÇÃO Application / Aplicación Pg. 424	1.01.1059.0	
	T	9		T	10		T	11		T	9
	G	25.8		G	27.94		G	29.5		G	34.8
	L	65		L	49		L	49		L	83
	SPL	12		SPL	10		SPL	10		SPL	10
	ID	11.51		ID	12		ID	12		ID	14.3
	D	45.5		D	54.5		D	50.5		D	60
	FAM	026		FAM	094		FAM	094		FAM	029
	CW/CCW	Horário		CW/CCW	Horário		CW/CCW	Horário		CW/CCW	Horário
<b>1060</b>  APLICAÇÃO Application / Aplicación Pg. 424	1.01.1060.0		<b>1062</b>  APLICAÇÃO Application / Aplicación Pg. 424	1.01.1062.0		<b>1063</b>  APLICAÇÃO Application / Aplicación Pg. 424	1.01.1063.0		<b>1064</b>  APLICAÇÃO Application / Aplicación Pg. 424	1.01.1064.0	
	T	10		T	8		T	9		T	8
	G	40		G	28		G	35.5		G	23.92
	L	85		L	65.5		L	51		L	41
	SPL	10		SPL	9		SPL	8		SPL	5
	ID	14.26		ID	12.06		ID	13.01		ID	10.99
	D	60		D	46.5		D	46.5		D	46.5
	FAM	029		FAM	099		FAM	112		FAM	034
	CW/CCW	Horário		CW/CCW	Horário		CW/CCW	Horário		CW/CCW	Horário
<b>1065</b>  APLICAÇÃO Application / Aplicación Pg. 425	1.01.1065.0		<b>1067</b>  APLICAÇÃO Application / Aplicación Pg. 425	1.01.1067.0		<b>1068</b>  APLICAÇÃO Application / Aplicación Pg. 425	1.01.1068.0		<b>1069</b>  APLICAÇÃO Application / Aplicación Pg. 425	1.01.1069.0	
	T	9		T	9		T	9		T	10
	G	29.64		G	25.8		G	25.8		G	27.94
	L	58.5		L	59		L	53		L	81
	SPL	10		SPL	10		SPL	9		SPL	16
	ID	12		ID	12		ID	12.06		ID	11
	D	46.5		D	54.5		D	46.5		D	46.5
	FAM	100		FAM	100		FAM	098		FAM	133
	CW/CCW	Anti-horário		CW/CCW	Horário		CW/CCW	Anti-horário		CW/CCW	Anti-horário






T	G	L	SPL	ID	CT	D	FAM	CW/CCW
Nº de Dentes # Of Pinion Teeth # De Los Dientes Del Pinón	Ø Externo (mm) Pinon O.D. Piñon - Ø Externa	Comprimento Total (mm) Length Largo	Nº de Estrias # Of Splines # De Estriás	Ø da Bucha (mm) Pinon I.D. Pinón - Ø Interna	Nº Dentes Coroa # Barrel Gear Teeth # Dientes de la Corona	Ø da Capa (mm) Drive O.D. Ø Externa	Família Family Familia	Horário/Anti Horário Clockwise/Counter Clockwise Horario/Antihorario

<b>1070</b>  APLICAÇÃO Application / Aplicación Pg. 425	<b>1.01.1070.0</b>		<b>1071</b>  APLICAÇÃO Application / Aplicación Pg. 425	<b>1.01.1071.0</b>		<b>1072</b>  APLICAÇÃO Application / Aplicación Pg. 426	<b>1.01.1072.0</b>		<b>1073</b>  APLICAÇÃO Application / Aplicación Pg. 426	<b>1.01.1073.0</b>	
	T	9		T	10		T	9		T	9
	G	35.2		G	27.5		G	29.64		G	34.8
	L	62		L	58.5		L	62		L	83
	SPL	10		SPL	10		SPL	10		SPL	10
	ID	12		ID	12		ID	12		ID	14.3
	D	54.5		D	52.7		D	54.5		D	60
	FAM	100		FAM	094		FAM	100		FAM	027
	CW/CCW	Horário		CW/CCW	Horário		CW/CCW	Horário		CW/CCW	Horário
<b>1074</b>  APLICAÇÃO Application / Aplicación Pg. 426	<b>1.01.1074.0</b>		<b>1076</b>  APLICAÇÃO Application / Aplicación Pg. 426	<b>1.01.1076.0</b>		<b>1081</b>  APLICAÇÃO Application / Aplicación Pg. 426	<b>1.01.1081.0</b>		<b>1082</b>  APLICAÇÃO Application / Aplicación Pg. 427	<b>1.01.1082.0</b>	
	T	10		T	9		T	12		T	12
	G	27.94		G	34.8		G	37.26		G	31.8
	L	54.5		L	86.9		L	92.7		L	47
	SPL	9		SPL	3		SPL	-		SPL	6
	ID	12		ID	14.29		CT	44		ID	12
	D	54.5		D	54.5		D	-		D	46.5
	FAM	085		FAM	021		FAM	122		FAM	034
	CW/CCW	Horário		CW/CCW	Horário		CW/CCW	Horário		CW/CCW	Horário
<b>1088</b>  APLICAÇÃO Application / Aplicación Pg. 427	<b>1.01.1088.0</b>		<b>1090</b>  APLICAÇÃO Application / Aplicación Pg. 427	<b>1.01.1090.0</b>		<b>1091</b>  APLICAÇÃO Application / Aplicación Pg. 427	<b>1.01.1091.0</b>		<b>1092</b>  APLICAÇÃO Application / Aplicación Pg. 427	<b>1.01.1092.0</b>	
	T	11		T	10		T	10		T	10
	G	29.5		G	32.1		G	37.8		G	37.8
	L	60.2		L	80		L	80		L	80.5
	SPL	12		SPL	10		SPL	10		SPL	6
	ID	12		ID	14		ID	14		ID	15
	D	46.5		D	60		D	60		D	60
	FAM	127		FAM	046		FAM	046		FAM	046
	CW/CCW	Anti-horário		CW/CCW	Horário		CW/CCW	Horário		CW/CCW	Horário
<b>1097</b>  APLICAÇÃO Application / Aplicación Pg. 427	<b>1.01.1097.0</b>		<b>1098</b>  APLICAÇÃO Application / Aplicación Pg. 427	<b>1.01.1098.0</b>		<b>1104</b>  APLICAÇÃO Application / Aplicación Pg. 428	<b>1.01.1104.0</b>		<b>1107</b>  APLICAÇÃO Application / Aplicación Pg. 428	<b>1.01.1107.0</b>	
	T	10		T	11		T	9		T	10
	G	37.8		G	40		G	34.8		G	38.8
	L	102		L	75		L	62		L	49
	SPL	-		SPL	16		SPL	10		SPL	10
	CT	40		ID	17.03		ID	12		ID	12
	D	-		D	60		D	60		D	54.5
	FAM	124		FAM	046		FAM	013		FAM	094
	CW/CCW	Horário		CW/CCW	Horário		CW/CCW	Horário		CW/CCW	Horário

T	G	L	SPL	ID	CT	D	FAM	CW/CCW
Nº de Dentes # Of Pinon Teeth # De Los Dientes Del Pinón	Ø Externo (mm) Pinon O.D. Piñon - Ø Externa	Comprimento Total (mm) Length Largo	Nº de Estrias # Of Splines # De Estriás	Ø da Bucha (mm) Pinon I.D. Pinón - Ø Interna	Nº Dentes Coroa # Barrel Gear Teeth # Dientes de la Corona	Ø da Capa (mm) Drive O.D. Ø Externa	Família Family Familia	Horário/Anti Horário Clockwise/Counter Clockwise Horario/Antihorario

<b>1108</b>  APLICAÇÃO Application / Aplicación Pg. 428	1.01.1108.0		<b>1109</b>  APLICAÇÃO Application / Aplicación Pg. 428	1.01.1109.0		<b>1112</b>  APLICAÇÃO Application / Aplicación Pg. 428	1.01.1112.0		<b>1113</b>  APLICAÇÃO Application / Aplicación Pg. 428	1.01.1113.0	
	T	9		T	10		T	9		T	9
	G	25.8		G	27.94		G	36.5		G	29
	L	80.5		L	55		L	85.5		L	50
	SPL	16		SPL	10		SPL	12		SPL	10
	ID	11		ID	12		ID	14		ID	12
	D	46.5		D	52.7		D	60		D	48.7
	FAM	133		FAM	094		FAM	043		FAM	047
	CW/CCW	Anti-horário		CW/CCW	Horário		CW/CCW	Horário		CW/CCW	Horário
<b>1114</b>  APLICAÇÃO Application / Aplicación Pg. 429			<b>1117</b>  APLICAÇÃO Application / Aplicación Pg. 429	1.01.1117.0		<b>1133</b>  APLICAÇÃO Application / Aplicación Pg. 429	1.01.1133.0		<b>1134</b>  APLICAÇÃO Application / Aplicación Pg. 429	1.01.1134.0	
	T	11		T	9		T	9		T	10
	G	47.6		G	25.8		G	25.8		G	27.94
	L	118.5		L	62		L	55		L	55
	SPL	19		SPL	10		SPL	9		SPL	9
	ID	19.15		ID	12		ID	12.1		ID	12.1
	D	58.4		D	54.3		D	46.5		D	46.5
	FAM	051		FAM	013		FAM	129		FAM	117
	CW/CCW	Horário		CW/CCW	Horário		CW/CCW	Horário		CW/CCW	Horário
<b>1152</b>  APLICAÇÃO Application / Aplicación Pg. 429	1.01.1152.0		<b>1153</b>  APLICAÇÃO Application / Aplicación Pg. 429	1.01.1153.0		<b>1155</b>  APLICAÇÃO Application / Aplicación Pg. 429	1.01.1155.0		<b>1156</b>  APLICAÇÃO Application / Aplicación Pg. 430	1.01.1156.0	
	T	9		T	9		T	9		T	21
	G	25.4		G	25.8		G	34.8		G	49.7
	L	43		L	46		L	49		L	47.1
	SPL	5		SPL	10		SPL	10		SPL	10
	ID	11		ID	12		ID	12		ID	12
	D	46.5		D	46.5		D	50.3		D	54.5
	FAM	034		FAM	100		FAM	094		FAM	094
	CW/CCW	Horário		CW/CCW	Horário		CW/CCW	Horário		CW/CCW	Horário
<b>1157</b>  APLICAÇÃO Application / Aplicación Pg. 430	1.01.1157.0		<b>1158</b>  APLICAÇÃO Application / Aplicación Pg. 430	1.01.1158.0		<b>1159</b>  APLICAÇÃO Application / Aplicación Pg. 430	1.01.1159.0		<b>1160</b>  APLICAÇÃO Application / Aplicación Pg. 430	1.01.1160.0	
	T	9		T	9		T	10		T	12
	G	34.8		G	35.5		G	40		G	46.3
	L	83		L	62		L	83		L	83
	SPL	10		SPL	16		SPL	10		SPL	10
	ID	14.3		ID	12		ID	14.3		ID	14.3
	D	60		D	54.5		D	60		D	60
	FAM	094		FAM	094		FAM	094		FAM	094
	CW/CCW	Horário		CW/CCW	Horário		CW/CCW	Horário		CW/CCW	Horário

T	G	L	SPL	ID	CT	D	FAM	CW/CCW
Nº de Dentes # Of Pinon Teeth # De Los Dientes Del Pinón	Ø Externo (mm) Pinon O.D. Piñon - Ø Externa	Comprimento Total (mm) Length Largo	Nº de Estrias # Of Splines # De Estriás	Ø da Bucha (mm) Pinon I.D. Pinón - Ø Interna	Nº Dentes Coroa # Barrel Gear Teeth # Dientes de la Corona	Ø da Capa (mm) Drive O.D. Ø Externa	Família Family Familia	Horário/Anti Horário Clockwise/Counter Clockwise Horario/Antihorario

<b>1161</b>  APLICAÇÃO Application / Aplicación Pg. 430	<b>1.01.1161.0</b>		<b>1162</b>  APLICAÇÃO Application / Aplicación Pg. 431	<b>1.01.1162.0</b>		<b>1168</b>  APLICAÇÃO Application / Aplicación Pg. 431	<b>1.01.1168.0</b>		<b>1169</b>  APLICAÇÃO Application / Aplicación Pg. 431	<b>1.01.1169.0</b>	
	T	11		T	10		T	9		T	11
	G	30		G	32		G	36.3		G	29.5
	L	77.5		L	61		L	49		L	51
	SPL	6		SPL	9		SPL	10		SPL	10
	ID	14.3		ID	12		ID	12		ID	12.06
	D	60		D	54.5		D	54.5		D	48.18
	FAM	091		FAM	085		FAM	094		FAM	047
	CW/CCW	Horário		CW/CCW	Horário		CW/CCW	Horário		CW/CCW	Horário
<b>1170</b>  APLICAÇÃO Application / Aplicación Pg. 431	<b>1.01.1170.0</b>		<b>1171</b>  APLICAÇÃO Application / Aplicación Pg. 431	<b>1.01.1171.0</b>		<b>1172</b>  APLICAÇÃO Application / Aplicación Pg. 431	<b>1.01.1172.0</b>		<b>1173</b>  APLICAÇÃO Application / Aplicación Pg. 432	<b>1.01.1173.0</b>	
	T	10		T	10		T	11		T	9
	G	38.8		G	26.82		G	28.8		G	35.2
	L	56		L	62		L	54		L	58.5
	SPL	10		SPL	10		SPL	10		SPL	10
	ID	12		ID	12		ID	12		ID	12
	D	52.7		D	54.5		D	52.7		D	54.5
	FAM	094		FAM	100		FAM	094		FAM	094
	CW/CCW	Horário		CW/CCW	Horário		CW/CCW	Horário		CW/CCW	Horário
<b>1174</b>  APLICAÇÃO Application / Aplicación Pg. 432	<b>1.01.1174.0</b>		<b>1175</b>  APLICAÇÃO Application / Aplicación Pg. 432	<b>1.01.1175.0</b>		<b>1177</b>  APLICAÇÃO Application / Aplicación Pg. 432	<b>1.01.1177.0</b>		<b>1178</b>  APLICAÇÃO Application / Aplicación Pg. 432	<b>1.01.1178.0</b>	
	T	9		T	9		T	9		T	10
	G	35.2		G	29.3		G	25.8		G	37.8
	L	58.5		L	73.5		L	90		L	84
	SPL	10		SPL	6		SPL	16		SPL	10
	ID	12		ID	14.01		ID	11		ID	14.3
	D	54.5		D	54.5		D	47.4		D	60
	FAM	094		FAM	017		FAM	101		FAM	094
	CW/CCW	Horário		CW/CCW	Horário		CW/CCW	Horário		CW/CCW	Horário
<b>1179</b>  APLICAÇÃO Application / Aplicación Pg. 432	<b>1.01.1179.0</b>		<b>1180</b>  APLICAÇÃO Application / Aplicación Pg. 433	<b>1.01.1180.0</b>		<b>1184</b>  APLICAÇÃO Application / Aplicación Pg. 433	<b>1.01.0020.1</b>		<b>1187</b>  APLICAÇÃO Application / Aplicación Pg. 433	<b>1.01.0287.1</b>	
	T	11		T	10		T	9		T	9
	G	41		G	27.5		G	25.8		G	25.8
	L	83		L	70.2		L	80.5		L	55
	SPL	10		SPL	10		SPL	3		SPL	9
	ID	14.3		ID	12		ID	12		ID	12
	D	60		D	54.5		D	46.2		D	46.5
	FAM	094		FAM	015		FAM	020		FAM	087
	CW/CCW	Horário		CW/CCW	Horário		CW/CCW	Horário		CW/CCW	Horário



T	G	L	SPL	ID	CT	D	FAM	CW/CCW
Nº de Dentes # Of Pinon Teeth # De Los Dientes Del Pinón	ø Externo (mm) Pinon O.D. Piñon - ø Externa	Comprimento Total (mm) Length Largo	Nº de Estrias # Of Splines # De Estriás	ø da Bucha (mm) Pinon I.D. Pinón - ø Interna	Nº Dentes Coroa # Barrel Gear Teeth # Dientes de la Corona	ø da Capa (mm) Drive O.D. ø Externa	Família Family Familia	Horário/Anti Horário Clockwise/Counter Clockwise Horario/Antihorario

<b>1188</b>    APLICAÇÃO Application / Aplicación Pg. 433	<b>1.01.0409.1</b>		<b>1189</b>    APLICAÇÃO Application / Aplicación Pg. 433	<b>1.01.0433.1</b>		<b>1190</b>    APLICAÇÃO Application / Aplicación Pg. 433	<b>1.01.0491.1</b>		<b>1191</b>    APLICAÇÃO Application / Aplicación Pg. 434	<b>1.01.0536.1</b>	
	T	9		T	9		T	10		T	9
	G	29.3		G	25.8		G	40.4		G	30
	L	68.5		L	68.5		L	118		L	39.5
	SPL	12		SPL	3		SPL	19		SPL	6
	ID	12.1		ID	12		ID	15.9		ID	12
	D	46.5		D	45.8		D	-		D	46.5
	FAM	083		FAM	017		FAM	051		FAM	108
	CW/CCW	Horário		CW/CCW	Horário		CW/CCW	Horário		CW/CCW	Anti-horário
<b>1192</b>    APLICAÇÃO Application / Aplicación Pg. 434	<b>1.01.0620.1</b>		<b>1193</b>    APLICAÇÃO Application / Aplicación Pg. 434	<b>1.01.0623.1</b>		<b>1194</b>    APLICAÇÃO Application / Aplicación Pg. 434	<b>1.01.0629.1</b>		<b>1195</b>    APLICAÇÃO Application / Aplicación Pg. 434	<b>1.01.0649.1</b>	
	T	10		T	9		T	10		T	10
	G	27.94		G	30		G	32		G	40
	L	47		L	47		L	85		L	85
	SPL	12		SPL	12		SPL	12		SPL	12
	ID	12		ID	12		ID	14		ID	14
	D	46.5		D	46.5		D	60		D	60
	FAM	115		FAM	115		FAM	029		FAM	029
	CW/CCW	Horário		CW/CCW	Horário		CW/CCW	Horário		CW/CCW	Horário
<b>1196</b>    APLICAÇÃO Application / Aplicación Pg. 435	<b>1.01.0650.1</b>		<b>1197</b>    APLICAÇÃO Application / Aplicación Pg. 435	<b>1.01.0651.1</b>		<b>1198</b>    APLICAÇÃO Application / Aplicación Pg. 435	<b>1.01.0652.1</b>		<b>1199</b>    APLICAÇÃO Application / Aplicación Pg. 435	<b>1.01.0662.1</b>	
	T	12		T	9		T	9		T	12
	G	46.3		G	34.4		G	29.64		G	31.8
	L	85		L	85		L	85		L	47
	SPL	12		SPL	12		SPL	12		SPL	12
	ID	14		ID	14		ID	13		ID	12
	D	60		D	60		D	60		D	46.5
	FAM	029		FAM	029		FAM	029		FAM	115
	CW/CCW	Horário		CW/CCW	Horário		CW/CCW	Horário		CW/CCW	Horário
<b>1200</b>    APLICAÇÃO Application / Aplicación Pg. 435	<b>1.01.0737.1</b>		<b>1201</b>    APLICAÇÃO Application / Aplicación Pg. 435	<b>1.01.0750.1</b>		<b>1204</b>    APLICAÇÃO Application / Aplicación Pg. 436	<b>1.01.0778.1</b>		<b>1205</b>    APLICAÇÃO Application / Aplicación Pg. 436	<b>1.01.0780.1</b>	
	T	-		T	-		T	11		T	12
	G	-		G	-		G	56.7		G	46.3
	L	50		L	52		L	118		L	102
	SPL	-		SPL	-		SPL	19		SPL	19
	CT	41		CT	40		ID	19		ID	15.9
	D	-		D	-		D	58.4		D	58.4
	FAM	122		FAM	124		FAM	051		FAM	051
	CW/CCW	Horário		CW/CCW	Horário		CW/CCW	Horário		CW/CCW	Horário

T	G	L	SPL	ID	CT	D	FAM	CW/CCW
Nº de Dentes # Of Pinon Teeth # De Los Dientes Del Pinón	Ø Externo (mm) Pinon O.D. Piñon - Ø Externa	Comprimento Total (mm) Length Largo	Nº de Estrias # Of Splines # De Estriás	Ø da Bucha (mm) Pinon I.D. Pinón - Ø Interna	Nº Dentes Coroa # Barrel Gear Teeth # Dientes de la Corona	Ø da Capa (mm) Drive O.D. Ø Externa	Família Family Familia	Horário/Anti Horário Clockwise/Counter Clockwise Horario/Antihorario

<b>1206</b>  APLICAÇÃO Application / Aplicación Pg. 436	<b>1.01.0786.1</b>		<b>1207</b>  APLICAÇÃO Application / Aplicación Pg. 436	<b>1.01.0793.1</b>		<b>1208</b>  APLICAÇÃO Application / Aplicación Pg. 436	<b>1.01.0824.1</b>		<b>1209</b>  APLICAÇÃO Application / Aplicación Pg. 436	<b>1.01.0833.1</b>	
	T	9		T	-		T	10		T	10
	G	25.8		G	-		G	26.82		G	27.94
	L	64		L	50		L	47		L	51.5
	SPL	6		SPL	-		SPL	12		SPL	10
	ID	11.5		CT	41		ID	12		ID	12
	D	46.5		D	-		D	46.5		D	46.5
	FAM	038		FAM	122		FAM	115		FAM	086
	CW/CCW	Horário		CW/CCW	Anti-horário		CW/CCW	Horário		CW/CCW	Horário
<b>1210</b>  APLICAÇÃO Application / Aplicación Pg. 437	<b>1.01.0870.1</b>		<b>1211</b>  APLICAÇÃO Application / Aplicación Pg. 437	<b>1.01.0883.1</b>		<b>1212</b>  APLICAÇÃO Application / Aplicación Pg. 437	<b>1.01.0884.1</b>		<b>1213</b>  APLICAÇÃO Application / Aplicación Pg. 437	<b>1.01.0885.1</b>	
	T	11		T	-		T	-		T	-
	G	56.7		G	-		G	-		G	-
	L	102		L	80.5		L	80.5		L	52
	SPL	19		SPL	10		SPL	10		SPL	10
	ID	15.9		CT	40		CT	40		CT	40
	D	58.4		D	-		D	-		D	-
	FAM	051		FAM	121		FAM	121		FAM	121
	CW/CCW	Horário		CW/CCW	Anti-horário		CW/CCW	Horário		CW/CCW	Anti-horário
<b>1215</b>  APLICAÇÃO Application / Aplicación Pg. 437	<b>1.01.0921.1</b>		<b>1217</b>  APLICAÇÃO Application / Aplicación Pg. 438	<b>1.01.0941.1</b>		<b>1218</b>  APLICAÇÃO Application / Aplicación Pg. 438	<b>1.01.0974.1</b>		<b>1221</b>  APLICAÇÃO Application / Aplicación Pg. 438	<b>1.01.1014.1</b>	
	T	-		T	9		T	8		T	-
	G	-		G	37.18		G	27.8		G	-
	L	64		L	59.5		L	34		L	52.4
	SPL	-		SPL	12		SPL	6		SPL	10
	CT	40		ID	12		ID	12		CT	40
	D	-		D	48.7		D	46.5		D	-
	FAM	124		FAM	115		FAM	108		FAM	120
	CW/CCW	Horário		CW/CCW	Horário		CW/CCW	Anti-horário		CW/CCW	Horário
<b>1222</b>  APLICAÇÃO Application / Aplicación Pg. 438	<b>1.01.1078.1</b>		<b>1223</b>  APLICAÇÃO Application / Aplicación Pg. 438	<b>1.01.1080.1</b>		<b>1224</b>  APLICAÇÃO Application / Aplicación Pg. 438	<b>1.01.0620.2</b>		<b>1225</b>  APLICAÇÃO Application / Aplicación Pg. 439	<b>1.01.0623.2</b>	
	T	10		T	9		T	10		T	9
	G	27.94		G	25.8		G	27.9		G	30
	L	90		L	82.3		L	46.6		L	46.5
	SPL	16		SPL	16		SPL	12		SPL	12
	ID	11		ID	11		ID	12		ID	12
	D	46.5		D	46.5		D	45.3		D	45.3
	FAM	101		FAM	079		FAM	115		FAM	115
	CW/CCW	Anti-horário		CW/CCW	Horário		CW/CCW	Horário		CW/CCW	Horário



T	G	L	SPL	ID	CT	D	FAM	CW/CCW
Nº de Dentes # Of Pinon Teeth # De Los Dientes Del Pinón	Ø Externo (mm) Pinon O.D. Piñon - Ø Externa	Comprimento Total (mm) Length Largo	Nº de Estrias # Of Splines # De Estriás	Ø da Bucha (mm) Pinon I.D. Pinón - Ø Interna	Nº Dentes Coroa # Barrel Gear Teeth # Dientes de la Corona	Ø da Capa (mm) Drive O.D. Ø Externa	Família Family Familia	Horário/Anti Horário Clockwise/Counter Clockwise Horario/Antihorario

<b>1226</b>  APLICAÇÃO Application / Aplicación Pg. 439	<b>1.01.0662.2</b>		<b>1227</b>  APLICAÇÃO Application / Aplicación Pg. 439	<b>1.01.0786.2</b>		<b>1228</b>  APLICAÇÃO Application / Aplicación Pg. 439	<b>1.01.0824.2</b>		<b>1351</b>  APLICAÇÃO Application / Aplicación Pg. 439	<b>1.01.0968.3</b>	
	T	12		T	9		T	10		T	10
	G	31.8		G	25.8		G	26.82		G	32.18
	L	46.5		L	64		L	46.5		L	106
	SPL	12		SPL	6		SPL	12		SPL	3
	ID	12		ID	11.5		ID	12		ID	14.3
	D	45.3		D	46.5		D	45.3		D	59.9
	FAM	115		FAM	038		FAM	115		FAM	020
	CW/CCW	Horário		CW/CCW	Horário		CW/CCW	Horário		CW/CCW	Horário
<b>1353</b>  APLICAÇÃO Application / Aplicación Pg. 439			<b>1359</b>  APLICAÇÃO Application / Aplicación Pg. 440	<b>1.01.0024.4</b>		<b>1364</b>  APLICAÇÃO Application / Aplicación Pg. 440	<b>1.01.0105.4</b>		<b>1372</b>  APLICAÇÃO Application / Aplicación Pg. 440	<b>1.01.0748.4</b>	
	T	12		T	10		T	9		T	10
	G	37.25		G	40		G	34.8		G	37.8
	L	101		L	79.5		L	91		L	91
	SPL	19		SPL	6		SPL	10		SPL	10
	ID	15.9		ID	14.3		ID	14.3		ID	14.3
	D	-		D	60		D	60		D	60
	FAM	051		FAM	020		FAM	014		FAM	014
	CW/CCW	Horário		CW/CCW	Horário		CW/CCW	Horário		CW/CCW	Horário
<b>1451</b>  APLICAÇÃO Application / Aplicación Pg. 440	<b>1.01.1451.0</b>		<b>1453</b>  APLICAÇÃO Application / Aplicación Pg. 441	<b>1.01.1453.0</b>		<b>1454</b>  APLICAÇÃO Application / Aplicación Pg. 441	<b>1.01.1454.0</b>		<b>1455</b>  APLICAÇÃO Application / Aplicación Pg. 441	<b>1.01.1455.0</b>	
	T	9		T	9		T	9		T	10
	G	29.6		G	29.66		G	29		G	32.18
	L	49		L	36.5		L	36.5		L	36.5
	SPL	10		SPL	6		SPL	6		SPL	6
	ID	12		ID	11.96		ID	11.96		ID	11.96
	D	46.6		D	46.5		D	46.5		D	43.5
	FAM	094		FAM	108		FAM	108		FAM	108
	CW/CCW	Anti-horário		CW/CCW	Anti-horário		CW/CCW	Anti-horário		CW/CCW	Anti-horário
<b>1458</b>  APLICAÇÃO Application / Aplicación Pg. 441	<b>1.01.1458.0</b>		<b>1467</b>  APLICAÇÃO Application / Aplicación Pg. 441	<b>1.01.1467.0</b>		<b>1468</b>  APLICAÇÃO Application / Aplicación Pg. 441	<b>1.01.1468.0</b>		<b>1469</b>  APLICAÇÃO Application / Aplicación Pg. 442	<b>1.01.1469.0</b>	
	T	11		T	8		T	9		T	10
	G	30.04		G	27.2		G	25.8		G	27.94
	L	54.5		L	66.5		L	90		L	49
	SPL	10		SPL	10		SPL	16		SPL	10
	ID	12		ID	12		ID	11		ID	12
	D	54.5		D	47.4		D	47.4		D	46.5
	FAM	085		FAM	106		FAM	101		FAM	094
	CW/CCW	Horário		CW/CCW	Anti-horário		CW/CCW	Anti-horário		CW/CCW	Horário

T	G	L	SPL	ID	CT	D	FAM	CW/CCW
Nº de Dentes # Of Pinon Teeth # De Los Dientes Del Pinón	Ø Externo (mm) Pinon O.D. Piñon - Ø Externa	Comprimento Total (mm) Length Largo	Nº de Estrias # Of Splines # De Estriás	Ø da Bucha (mm) Pinon I.D. Pinón - Ø Interna	Nº Dentes Coroa # Barrel Gear Teeth # Dientes de la Corona	Ø da Capa (mm) Drive O.D. Ø Externa	Família Family Familia	Horário/Anti Horário Clockwise/Counter Clockwise Horario/Antihorario

<b>1470</b>  APLICAÇÃO Application / Aplicación Pg. 442	<b>1.01.1470.0</b>		<b>1471</b>  APLICAÇÃO Application / Aplicación Pg. 442	<b>1.01.1471.0</b>		<b>1472</b>  APLICAÇÃO Application / Aplicación Pg. 442	<b>1.01.1472.0</b>		<b>1473</b>  APLICAÇÃO Application / Aplicación Pg. 442	<b>1.01.1473.0</b>	
	T	10		T	9		T	11		T	-
	G	33.02		G	25.8		G	35.8		G	-
	L	58.5		L	53.5		L	62		L	80.5
	SPL	10		SPL	10		SPL	16		SPL	10
	ID	12		ID	12		ID	12		CT	40
	D	46.5		D	46.5		D	54.5		D	-
	FAM	100		FAM	100		FAM	094		FAM	120
	CW/CCW	Horário		CW/CCW	Horário		CW/CCW	Horário		CW/CCW	Horário
<b>1474</b>  APLICAÇÃO Application / Aplicación Pg. 442	<b>1.01.1474.0</b>		<b>1475</b>  APLICAÇÃO Application / Aplicación Pg. 442	<b>1.01.1475.0</b>		<b>1477</b>  APLICAÇÃO Application / Aplicación Pg. 443	<b>1.01.1477.0</b>		<b>1478</b>  APLICAÇÃO Application / Aplicación Pg. 443	<b>1.01.1478.0</b>	
	T	9		T	9		T	9		T	8
	G	25.8		G	25.8		G	29.64		G	27.2
	L	58.5		L	56		L	62		L	47
	SPL	10		SPL	9		SPL	10		SPL	10
	ID	12		ID	12.1		ID	12		ID	11
	D	46.5		D	46.5		D	54.3		D	46.5
	FAM	094		FAM	099		FAM	013		FAM	094
	CW/CCW	Horário		CW/CCW	Horário		CW/CCW	Horário		CW/CCW	Horário
<b>1480</b>  APLICAÇÃO Application / Aplicación Pg. 443	<b>1.01.1480.0</b>		<b>1482</b>  APLICAÇÃO Application / Aplicación Pg. 443	<b>1.01.1482.0</b>		<b>1483</b>  APLICAÇÃO Application / Aplicación Pg. 443	<b>1.01.1483.0</b>		<b>1484</b>  APLICAÇÃO Application / Aplicación Pg. 443	<b>1.01.1484.0</b>	
	T	9		T	9		T	9		T	9
	G	25.7		G	29.6		G	34.8		G	25.8
	L	80.5		L	47		L	62		L	60
	SPL	16		SPL	6		SPL	16		SPL	6
	ID	11		ID	12		ID	12		ID	11.5
	D	54.5		D	46.5		D	54.5		D	46.5
	FAM	079		FAM	034		FAM	094		FAM	047
	CW/CCW	Horário		CW/CCW	Horário		CW/CCW	Horário		CW/CCW	Horário
<b>1485</b>  APLICAÇÃO Application / Aplicación Pg. 444	<b>1.01.1485.0</b>		<b>1486</b>  APLICAÇÃO Application / Aplicación Pg. 444	<b>1.01.1486.0</b>		<b>1487</b>  APLICAÇÃO Application / Aplicación Pg. 444	<b>1.01.1487.0</b>		<b>1496</b>  APLICAÇÃO Application / Aplicación Pg. 444	<b>1.01.1496.0</b>	
	T	10		T	9		T	13		T	9
	G	27.94		G	29.64		G	39.5		G	25.8
	L	70		L	59		L	59		L	84.5
	SPL	16		SPL	10		SPL	10		SPL	12
	ID	12		ID	12		ID	12		ID	12.06
	D	50.5		D	46.5		D	54.5		D	46.5
	FAM	079		FAM	084		FAM	100		FAM	047
	CW/CCW	Horário		CW/CCW	Horário		CW/CCW	Horário		CW/CCW	Anti-horário

T	G	L	SPL	ID	CT	D	FAM	CW/CCW
Nº de Dentes # Of Pinon Teeth # De Los Dientes Del Pinón	Ø Externo (mm) Pinon O.D. Piñon - Ø Externa	Comprimento Total (mm) Length Largo	Nº de Estrias # Of Splines # De Estriás	Ø da Bucha (mm) Pinon I.D. Pinón - Ø Interna	Nº Dentes Coroa # Barrel Gear Teeth # Dientes de la Corona	Ø da Capa (mm) Drive O.D. Ø Externa	Família Family Familia	Horário/Anti Horário Clockwise/Counter Clockwise Horario/Antihorario

<b>1502</b>  APLICAÇÃO Application / Aplicación Pg. 444	<b>1.01.1502.0</b>		<b>1504</b>  APLICAÇÃO Application / Aplicación Pg. 444	<b>1.01.1504.0</b>		<b>1507</b>  APLICAÇÃO Application / Aplicación Pg. 444	<b>1.01.1507.0</b>		<b>1509</b>  APLICAÇÃO Application / Aplicación Pg. 445	<b>1.01.1509.0</b>	
	T	11		T	9		T	9		T	8
	G	41		G	25.8		G	34.8		G	28.2
	L	95.5		L	52		L	71.5		L	52
	SPL	12		SPL	12		SPL	10		SPL	12
	ID	14.26		ID	12.1		ID	14.26		ID	12.1
	D	60		D	46.5		D	60.4		D	43.5
	FAM	040		FAM	047		FAM	035		FAM	047
	CW/CCW	Horário		CW/CCW	Horário		CW/CCW	Horário		CW/CCW	Horário
<b>1516</b>  APLICAÇÃO Application / Aplicación Pg. 445	<b>1.01.1516.0</b>		<b>1518</b>  APLICAÇÃO Application / Aplicación Pg. 445	<b>1.01.1518.0</b>		<b>1521</b>  APLICAÇÃO Application / Aplicación Pg. 445	<b>1.01.1521.0</b>		<b>1523</b>  APLICAÇÃO Application / Aplicación Pg. 445	<b>1.01.1523.0</b>	
	T	10		T	9		T	11		T	12
	G	32.1		G	25.8		G	41.5		G	46.3
	L	90.5		L	62.5		L	102		L	78.5
	SPL	12		SPL	12		SPL	19		SPL	6
	ID	14.26		ID	12		ID	15.9		ID	15
	D	60		D	60		D	58.4		D	60
	FAM	039		FAM	033		FAM	051		FAM	046
	CW/CCW	Horário		CW/CCW	Horário		CW/CCW	Horário		CW/CCW	Horário
<b>1526</b>  APLICAÇÃO Application / Aplicación Pg. 445	<b>1.01.1526.0</b>		<b>1532</b>  APLICAÇÃO Application / Aplicación Pg. 445	<b>1.01.1532.0</b>		<b>1533</b>  APLICAÇÃO Application / Aplicación Pg. 445	<b>1.01.1533.0</b>		<b>1534</b>  APLICAÇÃO Application / Aplicación Pg. 446	<b>1.01.1534.0</b>	
	T	11		T	8		T	9		T	9
	G	34.5		G	28		G	24.5		G	25.8
	L	92		L	61.5		L	41.15		L	75.2
	SPL	12		SPL	10		SPL	10		SPL	10
	ID	14.2		ID	12.51		ID	11		ID	10
	D	60		D	46.5		D	46		D	46
	FAM	033		FAM	117		FAM	089		FAM	109
	CW/CCW	Anti-horário		CW/CCW	Anti-horário		CW/CCW	Horário		CW/CCW	Anti-horário
<b>1538</b>  APLICAÇÃO Application / Aplicación Pg. 446	<b>1.01.1538.0</b>		<b>1539</b>  APLICAÇÃO Application / Aplicación Pg. 446	<b>1.01.1539.0</b>		<b>1545</b>  APLICAÇÃO Application / Aplicación Pg. 446	<b>1.01.1545.0</b>		<b>1547</b>  APLICAÇÃO Application / Aplicación Pg. 446	<b>1.01.1547.0</b>	
	T	10		T	12		T	8		T	11
	G	33		G	37.6		G	27.2		G	35.4
	L	64		L	46.5		L	48		L	47
	SPL	8		SPL	12		SPL	10		SPL	10
	ID	12		ID	12		ID	11		ID	12
	D	46.5		D	45.3		D	47.4		D	47.4
	FAM	110		FAM	115		FAM	074		FAM	094
	CW/CCW	Horário		CW/CCW	Anti-horário		CW/CCW	Horário		CW/CCW	Horário

T	G	L	SPL	ID	CT	D	FAM	CW/CCW
Nº de Dentes # Of Pinon Teeth # De Los Dientes Del Pinón	Ø Externo (mm) Pinon O.D. Piñon - Ø Externa	Comprimento Total (mm) Length Largo	Nº de Estrias # Of Splines # De Estriás	Ø da Bucha (mm) Pinon I.D. Pinón - Ø Interna	Nº Dentes Coroa # Barrel Gear Teeth # Dientes de la Corona	Ø da Capa (mm) Drive O.D. Ø Externa	Família Family Familia	Horário/Anti Horário Clockwise/Counter Clockwise Horario/Antihorario

<b>1548</b>  APLICAÇÃO Application / Aplicación Pg. 446	<b>1.01.1548.0</b>		<b>1550</b>  APLICAÇÃO Application / Aplicación Pg. 447	<b>1.01.1550.0</b>		<b>1552</b>  APLICAÇÃO Application / Aplicación Pg. 447	<b>1.01.1552.0</b>		<b>1553</b>  APLICAÇÃO Application / Aplicación Pg. 447	<b>1.01.1553.0</b>	
	T	9		T	9		T	9		T	11
	G	29.3		G	35.5		G	25.8		G	30
	L	95.7		L	62		L	47		L	47
	SPL	-		SPL	10		SPL	12		SPL	12
	CT	61		ID	12		ID	12		ID	12
	D	-		D	54.5		D	46.5		D	46.5
	FAM	125		FAM	094		FAM	115		FAM	115
	CW/CCW	Horário		CW/CCW	Horário		CW/CCW	Horário		CW/CCW	Horário
<b>1555</b>  APLICAÇÃO Application / Aplicación Pg. 447	<b>1.01.1555.0</b>		<b>1556</b>  APLICAÇÃO Application / Aplicación Pg. 447	<b>1.01.1556.0</b>		<b>1557</b>  APLICAÇÃO Application / Aplicación Pg. 447	<b>1.01.1557.0</b>		<b>1561</b>  APLICAÇÃO Application / Aplicación Pg. 448	<b>1.01.1561.0</b>	
	T	13		T	11		T	13		T	9
	G	40.8		G	34.8		G	33.3		G	25.4
	L	110.5		L	38.5		L	38.5		L	47.5
	SPL	-		SPL	10		SPL	10		SPL	10
	CT	40		ID	12.51		ID	12.51		ID	12
	D	-		D	46.5		D	46.5		D	46.5
	FAM	124		FAM	117		FAM	117		FAM	047
	CW/CCW	Anti-horário		CW/CCW	Horário		CW/CCW	Horário		CW/CCW	Horário
<b>1562</b>  APLICAÇÃO Application / Aplicación Pg. 448	<b>1.01.1562.0</b>		<b>1563</b>  APLICAÇÃO Application / Aplicación Pg. 448	<b>1.01.1563.0</b>		<b>1566</b>  APLICAÇÃO Application / Aplicación Pg. 448	<b>1.01.1566.0</b>		<b>1567</b>  APLICAÇÃO Application / Aplicación Pg. 448	<b>1.01.1567.0</b>	
	T	9		T	20		T	10		T	12
	G	34.8		G	14.7		G	28.2		G	37.26
	L	58.5		L	91		L	110		L	51
	SPL	10		SPL	5		SPL	-		SPL	8
	ID	12		ID	-		CT	40		ID	13.01
	D	52.7		D	54.5		D	-		D	46.5
	FAM	094		FAM	128		FAM	124		FAM	112
	CW/CCW	Horário		CW/CCW	Horário		CW/CCW	Horário		CW/CCW	Horário
<b>1570</b>  APLICAÇÃO Application / Aplicación Pg. 448	<b>1.01.1570.0</b>		<b>1573</b>  APLICAÇÃO Application / Aplicación Pg. 448	<b>1.01.1573.0</b>		<b>1574</b>  APLICAÇÃO Application / Aplicación Pg. 449	<b>1.01.1574.0</b>		<b>1575</b>  APLICAÇÃO Application / Aplicación Pg. 449	<b>1.01.1575.0</b>	
	T	9		T	12		T	11		T	10
	G	25.8		G	43.7		G	41		G	33.02
	L	44.5		L	118		L	85		L	44.5
	SPL	12		SPL	19		SPL	12		SPL	12
	ID	12		ID	15.9		ID	14.26		ID	12
	D	46.5		D	58.4		D	60		D	46.5
	FAM	115		FAM	051		FAM	029		FAM	115
	CW/CCW	Horário		CW/CCW	Horário		CW/CCW	Horário		CW/CCW	Horário

T	G	L	SPL	ID	CT	D	FAM	CW/CCW
Nº de Dentes # Of Pinon Teeth # De Los Dientes Del Pinón	Ø Externo (mm) Pinon O.D. Piñon - Ø Externa	Comprimento Total (mm) Length Largo	Nº de Estrias # Of Splines # De Estriás	Ø da Bucha (mm) Pinon I.D. Pinón - Ø Interna	Nº Dentes Coroa # Barrel Gear Teeth # Dientes de la Corona	Ø da Capa (mm) Drive O.D. Ø Externa	Família Family Familia	Horário/Anti Horário Clockwise/Counter Clockwise Horario/Antihorario

<b>1576</b>  APLICAÇÃO Application / Aplicación Pg. 449	<b>1.01.1576.0</b>		<b>1577</b>  APLICAÇÃO Application / Aplicación Pg. 449	<b>1.01.1577.0</b>		<b>1585</b>  APLICAÇÃO Application / Aplicación Pg. 449	<b>1.01.1585.0</b>		<b>1588</b>  APLICAÇÃO Application / Aplicación Pg. 449	<b>1.01.1588.0</b>	
	T	10		T	19		T	11		T	9
	G	27.92		G	14.65		G	34.4		G	25.8
	L	48		L	116.8		L	46.6		L	65
	SPL	16		SPL	10		SPL	6		SPL	12
	ID	11		ID	-		ID	12.06		ID	11.5
	D	47.4		D	64.8		D	45.3		D	45.5
	FAM	074		FAM	134		FAM	115		FAM	026
	CW/CCW	Horário		CW/CCW	Horário		CW/CCW	Horário		CW/CCW	Anti-horário
<b>1592</b>  APLICAÇÃO Application / Aplicación Pg. 450	<b>1.01.1592.0</b>		<b>1594</b>  APLICAÇÃO Application / Aplicación Pg. 450	<b>1.01.1594.0</b>		<b>1595</b>  APLICAÇÃO Application / Aplicación Pg. 450	<b>1.01.1595.0</b>		<b>1596</b>  APLICAÇÃO Application / Aplicación Pg. 450	<b>1.01.1596.0</b>	
	T	9		T	11		T	10		T	9
	G	29.64		G	42		G	40		G	34.8
	L	73.8		L	91		L	80		L	80
	SPL	8		SPL	10		SPL	6		SPL	10
	ID	10.69		ID	14.26		ID	15		ID	14.01
	D	46.5		D	60		D	60		D	60
	FAM	111		FAM	015		FAM	046		FAM	046
	CW/CCW	Horário		CW/CCW	Horário		CW/CCW	Horário		CW/CCW	Horário
<b>1597</b>  APLICAÇÃO Application / Aplicación Pg. 450	<b>1.01.1597.0</b>		<b>1600</b>  APLICAÇÃO Application / Aplicación Pg. 451	<b>1.01.1600.0</b>		<b>1601</b>  APLICAÇÃO Application / Aplicación Pg. 451	<b>1.01.1601.0</b>		<b>1602</b>  APLICAÇÃO Application / Aplicación Pg. 451	<b>1.01.1602.0</b>	
	T	10		T	10		T	11		T	10
	G	26.82		G	40		G	34.8		G	40
	L	47.95		L	82		L	102		L	60.5
	SPL	16		SPL	10		SPL	-		SPL	10
	ID	11		ID	14.26		CT	40		ID	14.06
	D	47.4		D	60		D	-		D	60
	FAM	074		FAM	027		FAM	124		FAM	046
	CW/CCW	Horário		CW/CCW	Horário		CW/CCW	Horário		CW/CCW	Horário
<b>1603</b>  APLICAÇÃO Application / Aplicación Pg. 451	<b>1.01.1603.0</b>		<b>1604</b>  APLICAÇÃO Application / Aplicación Pg. 451	<b>1.01.1604.0</b>		<b>1605</b>  APLICAÇÃO Application / Aplicación Pg. 452	<b>1.01.1605.0</b>		<b>1607</b>  APLICAÇÃO Application / Aplicación Pg. 452	<b>1.01.1607.0</b>	
	T	12		T	10		T	8		T	10
	G	46.3		G	32		G	28.2		G	32.18
	L	76		L	77		L	45.5		L	54.5
	SPL	6		SPL	6		SPL	6		SPL	9
	ID	15		ID	15		ID	12.06		ID	12
	D	60		D	60		D	43.5		D	54.5
	FAM	046		FAM	046		FAM	034		FAM	085
	CW/CCW	Horário		CW/CCW	Horário		CW/CCW	Anti-horário		CW/CCW	Horário



T	G	L	SPL	ID	CT	D	FAM	CW/CCW
Nº de Dentes # Of Pinon Teeth # De Los Dientes Del Pinón	Ø Externo (mm) Pinon O.D. Piñon - Ø Externa	Comprimento Total (mm) Length Largo	Nº de Estrias # Of Splines # De Estriás	Ø da Bucha (mm) Pinon I.D. Pinón - Ø Interna	Nº Dentes Coroa # Barrel Gear Teeth # Dientes de la Corona	Ø da Capa (mm) Drive O.D. Ø Externa	Família Family Familia	Horário/Anti Horário Clockwise/Counter Clockwise Horario/Antihorario

<b>1608</b>  APLICAÇÃO Application / Aplicación Pg. 452	<b>1.01.1608.0</b>		<b>1612</b>  APLICAÇÃO Application / Aplicación Pg. 452	<b>1.01.1612.0</b>		<b>1613</b>  APLICAÇÃO Application / Aplicación Pg. 452	<b>1.01.1613.0</b>		<b>1614</b>  APLICAÇÃO Application / Aplicación Pg. 452	<b>1.01.1614.0</b>	
	T	9		T	11		T	11		T	10
	G	36		G	34.4		G	34.4		G	27.5
	L	92		L	44.5		L	55		L	47
	SPL	-		SPL	12		SPL	9		SPL	6
	CT	41		ID	12		ID	12		ID	12
	D	-		D	46.5		D	46.6		D	46.5
	FAM	122		FAM	115		FAM	117		FAM	132
	CW/CCW	Horário		CW/CCW	Horário		CW/CCW	Horário		CW/CCW	Horário
<b>1615</b>  APLICAÇÃO Application / Aplicación Pg. 452	<b>1.01.1615.0</b>		<b>1616</b>  APLICAÇÃO Application / Aplicación Pg. 453	<b>1.01.1616.0</b>		<b>1617</b>  APLICAÇÃO Application / Aplicación Pg. 453	<b>1.01.1617.0</b>		<b>1618</b>  APLICAÇÃO Application / Aplicación Pg. 453	<b>1.01.1618.0</b>	
	T	10		T	10		T	11		T	10
	G	39.5		G	39.5		G	34.4		G	32.18
	L	68		L	77		L	55.5		L	45.5
	SPL	10		SPL	10		SPL	9		SPL	10
	ID	12.06		ID	14.3		ID	12.06		ID	12.06
	D	60		D	60		D	46.6		D	48.7
	FAM	035		FAM	015		FAM	117		FAM	047
	CW/CCW	Horário		CW/CCW	Horário		CW/CCW	Horário		CW/CCW	Horário
<b>1619</b>  APLICAÇÃO Application / Aplicación Pg. 453	<b>1.01.1619.0</b>		<b>1620</b>  APLICAÇÃO Application / Aplicación Pg. 454	<b>1.01.1620.0</b>		<b>1621</b>  APLICAÇÃO Application / Aplicación Pg. 454	<b>1.01.1621.0</b>		<b>1622</b>  APLICAÇÃO Application / Aplicación Pg. 454	<b>1.01.1622.0</b>	
	T	9		T	8		T	13		T	10
	G	25.8		G	28.2		G	46		G	40
	L	48		L	64		L	55		L	74
	SPL	16		SPL	6		SPL	9		SPL	10
	ID	11		ID	12.06		ID	12.06		ID	14.1
	D	46.5		D	43.5		D	46.6		D	60
	FAM	074		FAM	034		FAM	117		FAM	046
	CW/CCW	Horário		CW/CCW	Anti-horário		CW/CCW	Anti-horário		CW/CCW	Horário
<b>1623</b>  APLICAÇÃO Application / Aplicación Pg. 454	<b>1.01.1623.0</b>		<b>1624</b>  APLICAÇÃO Application / Aplicación Pg. 454	<b>1.01.1624.0</b>		<b>1629</b>  APLICAÇÃO Application / Aplicación Pg. 454	<b>1.01.1629.0</b>		<b>1630</b>  APLICAÇÃO Application / Aplicación Pg. 455	<b>1.01.1630.0</b>	
	T	10		T	9		T	10		T	9
	G	32.1		G	34.8		G	27.5		G	29
	L	77.5		L	76		L	57.5		L	64
	SPL	10		SPL	10		SPL	16		SPL	10
	ID	14.01		ID	14.26		ID	12		ID	12
	D	60		D	60		D	52.5		D	54.5
	FAM	046		FAM	094		FAM	094		FAM	130
	CW/CCW	Horário		CW/CCW	Horário		CW/CCW	Horário		CW/CCW	Horário

T	G	L	SPL	ID	CT	D	FAM	CW/CCW
Nº de Dentes # Of Pinion Teeth # De Los Dientes Del Pinón	Ø Externo (mm) Pinon O.D. Piñon - Ø Externa	Comprimento Total (mm) Length Largo	Nº de Estrias # Of Splines # De Estriás	Ø da Bucha (mm) Pinon I.D. Pinón - Ø Interna	Nº Dentes Coroa # Barrel Gear Teeth # Dientes de la Corona	Ø da Capa (mm) Drive O.D. Ø Externa	Família Family Familia	Horário/Anti Horário Clockwise/Counter Clockwise Horario/Antihorario

<b>1631</b>  APLICAÇÃO Application / Aplicación Pg. 455	<b>1.01.1631.0</b>		<b>1632</b>  APLICAÇÃO Application / Aplicación Pg. 455	<b>1.01.1632.0</b>		<b>1633</b>  APLICAÇÃO Application / Aplicación Pg. 455	<b>1.01.1633.0</b>		<b>1635</b>  APLICAÇÃO Application / Aplicación Pg. 455	<b>1.01.1635.0</b>	
	T	10		T	10		T	11		T	9
	G	33		G	27.94		G	41		G	37.18
	L	60		L	80.5		L	74		L	60.9
	SPL	10		SPL	16		SPL	10		SPL	10
	ID	12		ID	14.24		ID	14.26		ID	12.06
	D	53.5		D	46.5		D	60		D	60
	FAM	094		FAM	062		FAM	082		FAM	046
	CW/CCW	Horário		CW/CCW	Anti-horário		CW/CCW	Horário		CW/CCW	Horário
<b>1636</b>  APLICAÇÃO Application / Aplicación Pg. 455	<b>1.01.1636.0</b>		<b>1637</b>  APLICAÇÃO Application / Aplicación Pg. 456	<b>1.01.1637.0</b>		<b>1638</b>  APLICAÇÃO Application / Aplicación Pg. 456	<b>1.01.1638.0</b>		<b>1641</b>  APLICAÇÃO Application / Aplicación Pg. 456	<b>1.01.1641.0</b>	
	T	9		T	10		T	9		T	9
	G	34.8		G	40		G	34.8		G	25.8
	L	55		L	80		L	69.5		L	48
	SPL	9		SPL	10		SPL	10		SPL	10
	ID	12.06		ID	14.01		ID	12		ID	11
	D	46.5		D	60.4		D	52.7		D	45.7
	FAM	117		FAM	046		FAM	094		FAM	074
	CW/CCW	Horário		CW/CCW	Horário		CW/CCW	Horário		CW/CCW	Horário
<b>1642</b>  APLICAÇÃO Application / Aplicación Pg. 456	<b>1.01.1642.0</b>		<b>1643</b>  APLICAÇÃO Application / Aplicación Pg. 456	<b>1.01.1643.0</b>		<b>1646</b>  APLICAÇÃO Application / Aplicación Pg. 456	<b>1.01.1646.0</b>		<b>1647</b>  APLICAÇÃO Application / Aplicación Pg. 457	<b>1.01.1647.0</b>	
	T	12		T	9		T	12		T	10
	G	38.8		G	29.64		G	37.8		G	32.1
	L	56		L	58		L	47		L	117.4
	SPL	10		SPL	16		SPL	12		SPL	6
	ID	12.06		ID	12		ID	12		ID	12.06
	D	53.5		D	54.5		D	46.5		D	59
	FAM	094		FAM	094		FAM	115		FAM	141
	CW/CCW	Horário		CW/CCW	Horário		CW/CCW	Horário		CW/CCW	Horário
<b>1648</b>  APLICAÇÃO Application / Aplicación Pg. 457	<b>1.01.1648.0</b>		<b>1650</b>  APLICAÇÃO Application / Aplicación Pg. 457	<b>1.01.1650.0</b>		<b>1651</b>  APLICAÇÃO Application / Aplicación Pg. 457	<b>1.01.1651.0</b>		<b>1655</b>  APLICAÇÃO Application / Aplicación Pg. 457	<b>1.01.1655.0</b>	
	T	12		T	9		T	9		T	10
	G	46.3		G	36.3		G	34.8		G	27.94
	L	80.5		L	55		L	80.5		L	105.5
	SPL	6		SPL	10		SPL	6		SPL	16
	ID	15		ID	12		ID	15		ID	12
	D	60		D	52.7		D	60		D	54.5
	FAM	046		FAM	094		FAM	046		FAM	079
	CW/CCW	Horário		CW/CCW	Horário		CW/CCW	Horário		CW/CCW	Anti-horário

T	G	L	SPL	ID	CT	D	FAM	CW/CCW
Nº de Dentes # Of Pinon Teeth # De Los Dientes Del Pinón	ø Externo (mm) Pinon O.D. Piñon - ø Externa	Comprimento Total (mm) Length Largo	Nº de Estrias # Of Splines # De Estriás	ø da Bucha (mm) Pinon I.D. Pinón - ø Interna	Nº Dentes Coroa # Barrel Gear Teeth # Dientes de la Corona	ø da Capa (mm) Drive O.D. ø Externa	Família Family Familia	Horário/Anti Horário Clockwise/Counter Clockwise Horario/Antihorario

<b>1656</b>  APLICAÇÃO Application / Aplicación Pg. 457	<b>1.01.1656.0</b>	<b>1658</b>  APLICAÇÃO Application / Aplicación Pg. 458	<b>1.01.1658.0</b>	<b>1661</b>  APLICAÇÃO Application / Aplicación Pg. 458	<b>1.01.1661.0</b>	<b>1666</b>  APLICAÇÃO Application / Aplicación Pg. 458	<b>1.01.1666.0</b>
	T		T		T		T
	G		G		G		G
	L		L		L		L
	SPL		SPL		SPL		SPL
	ID		ID		ID		ID
	D		D		D		D
<b>1667</b>  APLICAÇÃO Application / Aplicación Pg. 458	<b>1.01.1667.0</b>	<b>1668</b>  APLICAÇÃO Application / Aplicación Pg. 458	<b>1.01.1668.0</b>	<b>1669</b>  APLICAÇÃO Application / Aplicación Pg. 458	<b>1.01.1669.0</b>	<b>1670</b>  APLICAÇÃO Application / Aplicación Pg. 459	<b>1.01.1670.0</b>
	T		T		T		T
	G		G		G		G
	L		L		L		L
	SPL		SPL		SPL		SPL
	ID		ID		ID		ID
	D		D		D		D
<b>1671</b>  APLICAÇÃO Application / Aplicación Pg. 459	<b>1.01.1671.0</b>	<b>1672</b>  APLICAÇÃO Application / Aplicación Pg. 459	<b>1.01.1672.0</b>	<b>1673</b>  APLICAÇÃO Application / Aplicación Pg. 459	<b>1.01.1673.0</b>	<b>1674</b>  APLICAÇÃO Application / Aplicación Pg. 459	<b>1.01.1674.0</b>
	T		T		T		T
	G		G		G		G
	L		L		L		L
	SPL		SPL		SPL		SPL
	ID		ID		ID		ID
	D		D		D		D
<b>1675</b>  APLICAÇÃO Application / Aplicación Pg. 459	<b>1.01.1675.0</b>	<b>1676</b>  APLICAÇÃO Application / Aplicación Pg. 459	<b>1.01.1676.0</b>	<b>1677</b>  APLICAÇÃO Application / Aplicación Pg. 460	<b>1.01.1677.0</b>	<b>1678</b>  APLICAÇÃO Application / Aplicación Pg. 460	<b>1.01.1678.0</b>
	T		T		T		T
	G		G		G		G
	L		L		L		L
	SPL		SPL		SPL		SPL
	ID		ID		ID		ID
	D		D		D		D



T	G	L	SPL	ID	CT	D	FAM	CW/CCW
Nº de Dentes # Of Pinion Teeth # De Los Dientes Del Pinón	Ø Externo (mm) Pinon O.D. Piñon - Ø Externa	Comprimento Total (mm) Length Largo	Nº de Estrias # Of Splines # De Estriás	Ø da Bucha (mm) Pinon I.D. Pinón - Ø Interna	Nº Dentes Coroa # Barrel Gear Teeth # Dientes de la Corona	Ø da Capa (mm) Drive O.D. Ø Externa	Família Family Familia	Horário/Anti Horário Clockwise/Counter Clockwise Horario/Antihorario

<b>1679</b>  APLICAÇÃO Application / Aplicación Pg. 461	<b>1.01.1679.0</b>		<b>1680</b>  APLICAÇÃO Application / Aplicación Pg. 461	<b>1.01.1680.0</b>		<b>1681</b>  APLICAÇÃO Application / Aplicación Pg. 461	<b>1.01.1681.0</b>		<b>1682</b>  APLICAÇÃO Application / Aplicación Pg. 461	<b>1.01.1682.0</b>	
	T	21		T	10		T	12		T	9
	G	16.5		G	27.94		G	32.28		G	36.8
	L	131.3		L	75		L	51.9		L	100.4
	SPL	7		SPL	8		SPL	8		SPL	10
	ID	-		ID	10.69		ID	12		ID	14.26
	D	60		D	46.5		D	46.3		D	60.5
<b>1684</b>  APLICAÇÃO Application / Aplicación Pg. 462	<b>1.01.1684.0</b>		<b>1685</b>  APLICAÇÃO Application / Aplicación Pg. 462	<b>1.01.1685.0</b>		<b>1686</b>  APLICAÇÃO Application / Aplicación Pg. 462	<b>1.01.1686.0</b>		<b>1687</b>  APLICAÇÃO Application / Aplicación Pg. -	<b>1.01.1687.0</b>	
	T	10		T	10		T	9		T	30
	G	32.6		G	27.94		G	24.5		G	21.3
	L	80		L	91		L	41.15		L	93
	SPL	10		SPL	16		SPL	4		SPL	8
	ID	14.01		ID	11		ID	10.12		ID	10.74
	D	60.5		D	45.8		D	46.3		D	46.5
<b>1690</b>  APLICAÇÃO Application / Aplicación Pg. 462	<b>1.01.1690.0</b>		<b>1691</b>  APLICAÇÃO Application / Aplicación Pg. 462	<b>1.01.1691.0</b>		<b>1692</b>  APLICAÇÃO Application / Aplicación Pg. 463	<b>1.01.1692.0</b>		<b>1693</b>  APLICAÇÃO Application / Aplicación Pg. 463	<b>1.01.1693.0</b>	
	T	10		T	10		T	10		T	10
	G	40		G	32		G	32		G	40.4
	L	59.4		L	69.5		L	55.2		L	72.7
	SPL	10		SPL	10		SPL	9		SPL	10
	ID	12		ID	12		ID	12		ID	12.06
	D	52.9		D	52.5		D	54.5		D	60.4
<b>1695</b>  APLICAÇÃO Application / Aplicación Pg. 463	<b>1.01.1695.0</b>		<b>1696</b>  APLICAÇÃO Application / Aplicación Pg. 463	<b>1.01.1696.0</b>		<b>1697</b>  APLICAÇÃO Application / Aplicación Pg. 463	<b>1.01.1697.0</b>		<b>1698</b>  APLICAÇÃO Application / Aplicación Pg. 464	<b>1.01.1698.0</b>	
	T	8		T	12		T	10		T	11
	G	28.2		G	31.8		G	32		G	41
	L	50.7		L	51.5		L	71		L	81.8
	SPL	8		SPL	10		SPL	10		SPL	10
	ID	12.06		ID	12		ID	12		ID	14.26
	D	45.2		D	47.4		D	52.7		D	60.4

T	G	L	SPL	ID	CT	D	FAM	CW/CCW
Nº de Dentes # Of Pinon Teeth # De Los Dientes Del Pinón	Ø Externo (mm) Pinon O.D. Piñon - Ø Externa	Comprimento Total (mm) Length Largo	Nº de Estrias # Of Splines # De Estriás	Ø da Bucha (mm) Pinon I.D. Pinón - Ø Interna	Nº Dentes Coroa # Barrel Gear Teeth # Dientes de la Corona	Ø da Capa (mm) Drive O.D. Ø Externa	Família Family Familia	Horário/Anti Horário Clockwise/Counter Clockwise Horario/Antihorario

<b>1699</b>  APLICAÇÃO Application / Aplicación Pg. 464	<b>1.01.1699.0</b>		<b>1700</b>  APLICAÇÃO Application / Aplicación Pg. 465	<b>1.01.1700.0</b>		<b>1701</b>  APLICAÇÃO Application / Aplicación Pg. 465	<b>1.01.1701.0</b>		<b>1702</b>  APLICAÇÃO Application / Aplicación Pg. 465	<b>1.01.1702.0</b>	
	T	9		T	10		T	10		T	13
	G	34.8		G	39.3		G	40		G	40
	L	75.9		L	75.6		L	85.6		L	76.3
	SPL	14		SPL	14		SPL	14		SPL	8
	ID	14.26		ID	14.26		ID	14.26		ID	12
	D	60.4		D	60.4		D	60.4		D	46.5
	FAM	091		FAM	091		FAM	091		FAM	114
	CW/CCW	Horário		CW/CCW	Horário		CW/CCW	Horário		CW/CCW	Anti-horário
<b>1704</b>  APLICAÇÃO Application / Aplicación Pg. 466	<b>1.01.1704.0</b>		<b>1705</b>  APLICAÇÃO Application / Aplicación Pg. 466	<b>1.01.1705.0</b>		<b>1706</b>  APLICAÇÃO Application / Aplicación Pg. 466	<b>1.01.1706.0</b>		<b>1707</b>  APLICAÇÃO Application / Aplicación Pg. 466	<b>1.01.1707.0</b>	
	T	8		T	10		T	8		T	10
	G	28		G	27.5		G	28.2		G	39.5
	L	55.8		L	69.3		L	43		L	89.6
	SPL	4		SPL	9		SPL	8		SPL	12
	ID	12		ID	12		ID	12		ID	14.26
	D	46.7		D	54.6		D	46.5		D	60.4
	FAM	034		FAM	085		FAM	110		FAM	039
	CW/CCW	Horário		CW/CCW	Horário		CW/CCW	Horário		CW/CCW	Horário
<b>1708</b>  APLICAÇÃO Application / Aplicación Pg. 466	<b>1.01.1708.0</b>		<b>1709</b>  APLICAÇÃO Application / Aplicación Pg. 466	<b>1.01.1709.0</b>		<b>1711</b>  APLICAÇÃO Application / Aplicación Pg. 466	<b>1.01.1711.0</b>		<b>1712</b>  APLICAÇÃO Application / Aplicación Pg. 467	<b>1.01.1712.0</b>	
	T	8		T	10		T	9		T	9
	G	26.8		G	32		G	33.8		G	25.8
	L	49		L	75.9		L	87.2		L	82.3
	SPL	10		SPL	14		SPL	6		SPL	11
	ID	12		ID	14.26		ID	14.01		ID	11
	D	46.4		D	60.4		D	60.5		D	46.6
	FAM	094		FAM	091		FAM	017		FAM	138
	CW/CCW	Horário		CW/CCW	Horário		CW/CCW	Horário		CW/CCW	Anti-horário
<b>1713</b>  APLICAÇÃO Application / Aplicación Pg. 467	<b>1.01.1713.0</b>		<b>1714</b>  APLICAÇÃO Application / Aplicación Pg. 467	<b>1.01.1714.0</b>		<b>1715</b>  APLICAÇÃO Application / Aplicación Pg. 467	<b>1.01.1715.0</b>		<b>1716</b>  APLICAÇÃO Application / Aplicación Pg. 467	<b>1.01.1716.0</b>	
	T	13		T	11		T	9		T	10
	G	46		G	36		G	25.8		G	39.67
	L	54.9		L	46.7		L	52		L	51.5
	SPL	9		SPL	12		SPL	12		SPL	8
	ID	12.06		ID	12		ID	12.06		ID	12
	D	46.6		D	45.4		D	43.5		D	46.5
	FAM	117		FAM	115		FAM	047		FAM	112
	CW/CCW	Horário		CW/CCW	Horário		CW/CCW	Horário		CW/CCW	Horário

T	G	L	SPL	ID	CT	D	FAM	CW/CCW
Nº de Dentes # Of Pinon Teeth # De Los Dientes Del Pinón	Ø Externo (mm) Pinon O.D. Piñon - Ø Externa	Comprimento Total (mm) Length Largo	Nº de Estrias # Of Splines # De Estriás	Ø da Bucha (mm) Pinon I.D. Pinón - Ø Interna	Nº Dentes Coroa # Barrel Gear Teeth # Dientes de la Corona	Ø da Capa (mm) Drive O.D. Ø Externa	Família Family Familia	Horário/Anti Horário Clockwise/Counter Clockwise Horario/Antihorario

<b>1717</b>  APLICAÇÃO Application / Aplicación Pg. 467	<b>1.01.1717.0</b>		<b>1718</b>  APLICAÇÃO Application / Aplicación Pg. 467	<b>1.01.1718.0</b>		<b>1719</b>  APLICAÇÃO Application / Aplicación Pg. 468	<b>1.01.1719.0</b>		<b>1720</b>  APLICAÇÃO Application / Aplicación Pg. 468	<b>1.01.1720.0</b>	
	T	10		T	11		T	10		T	9
	G	27.5		G	35.4		G	40		G	29.64
	L	51.5		L	50.5		L	74.9		L	47.9
	SPL	8		SPL	10		SPL	6		SPL	10
	ID	12		ID	12.06		ID	15		ID	11
	D	46.5		D	48.9		D	59.5		D	45.8
	FAM	112		FAM	047		FAM	046		FAM	075
	CW/CCW	Horário		CW/CCW	Horário		CW/CCW	Horário		CW/CCW	Horário
<b>1722</b>  APLICAÇÃO Application / Aplicación Pg. 468	<b>1.01.1722.0</b>		<b>1723</b>  APLICAÇÃO Application / Aplicación Pg. 468	<b>1.01.1723.0</b>		<b>1725</b>  APLICAÇÃO Application / Aplicación Pg. 469	<b>1.01.1725.0</b>		<b>1726</b>  APLICAÇÃO Application / Aplicación Pg. 469	<b>1.01.1726.0</b>	
	T	18		T	18		T	8		T	11
	G	12.7		G	12.7		G	28		G	41
	L	102		L	102		L	61.5		L	80.4
	SPL	-		SPL	-		SPL	10		SPL	6
	CT	40		CT	40		ID	12		ID	15
	D	-		D	-		D	46.5		D	59.5
	FAM	124		FAM	124		FAM	047		FAM	046
	CW/CCW	Horário		CW/CCW	Anti-horário		CW/CCW	Anti-horário		CW/CCW	Horário
<b>1727</b>  APLICAÇÃO Application / Aplicación Pg. 469	<b>1.01.1727.0</b>		<b>1729</b>  APLICAÇÃO Application / Aplicación Pg. 469	<b>1.01.1729.0</b>		<b>1731</b>  APLICAÇÃO Application / Aplicación Pg. 469	<b>1.01.1731.0</b>		<b>1733</b>  APLICAÇÃO Application / Aplicación Pg. 469	<b>1.01.1733.0</b>	
	T	10		T	11		T	9		T	11
	G	31.8		G	39.67		G	36.5		G	39.67
	L	56		L	80		L	89		L	74
	SPL	8		SPL	10		SPL	12		SPL	10
	ID	12.06		ID	14.01		ID	17.03		ID	14.01
	D	46.5		D	60.5		D	60.5		D	60.5
	FAM	047		FAM	046		FAM	039		FAM	046
	CW/CCW	Horário		CW/CCW	Horário		CW/CCW	Horário		CW/CCW	Horário
<b>1734</b>  APLICAÇÃO Application / Aplicación Pg. 469	<b>1.01.1734.0</b>		<b>1735</b>  APLICAÇÃO Application / Aplicación Pg. 469	<b>1.01.1735.0</b>		<b>1736</b>  APLICAÇÃO Application / Aplicación Pg. 470	<b>1.01.1736.0</b>		<b>1740</b>  APLICAÇÃO Application / Aplicación Pg. 470	<b>1.01.1740.0</b>	
	T	9		T	8		T	9		T	12
	G	29.6		G	23.92		G	34.8		G	31.8
	L	64.2		L	41.2		L	59.4		L	47.95
	SPL	5		SPL	4		SPL	10		SPL	10
	ID	11		ID	10.12		ID	12.03		ID	11
	D	43.7		D	46.8		D	53		D	48.7
	FAM	034		FAM	089		FAM	094		FAM	074
	CW/CCW	Horário		CW/CCW	Horário		CW/CCW	Horário		CW/CCW	Horário

T	G	L	SPL	ID	CT	D	FAM	CW/CCW
Nº de Dentes # Of Pinon Teeth # De Los Dientes Del Pinón	Ø Externo (mm) Pinon O.D. Piñon - Ø Externa	Comprimento Total (mm) Length Largo	Nº de Estrias # Of Splines # De Estriás	Ø da Bucha (mm) Pinon I.D. Pinón - Ø Interna	Nº Dentes Coroa # Barrel Gear Teeth # Dientes de la Corona	Ø da Capa (mm) Drive O.D. Ø Externa	Família Family Familia	Horário/Anti Horário Clockwise/Counter Clockwise Horario/Antihorario

<b>1741</b>  APLICAÇÃO Application / Aplicación Pg. 470	<b>1.01.1741.0</b>		<b>1743</b>  APLICAÇÃO Application / Aplicación Pg. 470	<b>1.01.1743.0</b>		<b>1744</b>  APLICAÇÃO Application / Aplicación Pg. 470	<b>1.01.1744.0</b>		<b>1745</b>  APLICAÇÃO Application / Aplicación Pg. 470	<b>1.01.1745.0</b>	
	T	10		T	10		T	11		T	9
	G	27.94		G	39		G	39.67		G	25.8
	L	80.4		L	82.9		L	62		L	40.5
	SPL	11		SPL	10		SPL	5		SPL	8
	ID	11		ID	14.26		ID	12.51		ID	12
	D	46.6		D	59.5		D	46.6		D	46.5
	FAM	138		FAM	094		FAM	047		FAM	117
	CW/CCW	Anti-horário		CW/CCW	Horário		CW/CCW	Horário		CW/CCW	Horário
<b>1751</b>  APLICAÇÃO Application / Aplicación Pg. 471	<b>1.01.1751.0</b>		<b>1752</b>  APLICAÇÃO Application / Aplicación Pg. 471	<b>1.01.1752.0</b>		<b>1753</b>  APLICAÇÃO Application / Aplicación Pg. 471	<b>1.01.1753.0</b>		<b>1754</b>  APLICAÇÃO Application / Aplicación Pg. 471	<b>1.01.1754.0</b>	
	T	9		T	9		T	11		T	10
	G	34.8		G	25.82		G	39.67		G	31.8
	L	82.2		L	45.5		L	55.4		L	115.5
	SPL	6		SPL	10		SPL	3		SPL	14
	ID	14.15		ID	12		ID	12.65		ID	12
	D	60.4		D	48.9		D	46.5		D	59.5
	FAM	091		FAM	047		FAM	016		FAM	091
	CW/CCW	Horário		CW/CCW	Horário		CW/CCW	Horário		CW/CCW	Horário
<b>1755</b>  APLICAÇÃO Application / Aplicación Pg. 471	<b>1.01.1755.0</b>		<b>1756</b>  APLICAÇÃO Application / Aplicación Pg. 472	<b>1.01.1756.0</b>		<b>1757</b>  APLICAÇÃO Application / Aplicación Pg. 472	<b>1.01.1757.0</b>		<b>1758</b>  APLICAÇÃO Application / Aplicación Pg. 472	<b>1.01.1758.0</b>	
	T	9		T	10		T	11		T	11
	G	25.82		G	28.15		G	30		G	29.38
	L	41.15		L	45.5		L	48		L	45
	SPL	4		SPL	10		SPL	10		SPL	8
	ID	10.1		ID	12		ID	11		ID	12
	D	46.3		D	48.9		D	47.4		D	48.9
	FAM	089		FAM	047		FAM	074		FAM	047
	CW/CCW	Horário		CW/CCW	Horário		CW/CCW	Horário		CW/CCW	Horário
<b>1759</b>  APLICAÇÃO Application / Aplicación Pg. 472	<b>1.01.1759.0</b>		<b>1761</b>  APLICAÇÃO Application / Aplicación Pg. 472	<b>1.01.1761.0</b>		<b>1762</b>  APLICAÇÃO Application / Aplicación Pg. 472	<b>1.01.1762.0</b>		<b>1763</b>  APLICAÇÃO Application / Aplicación Pg. 473	<b>1.01.1763.0</b>	
	T	9		T	10		T	10		T	9
	G	29.6		G	27.94		G	27.94		G	25.82
	L	75		L	51		L	44		L	41.15
	SPL	5		SPL	8		SPL	10		SPL	5
	ID	11		ID	12		ID	12.5		ID	11.02
	D	41.5		D	46.5		D	46.5		D	46.3
	FAM	050		FAM	110		FAM	117		FAM	089
	CW/CCW	Horário		CW/CCW	Horário		CW/CCW	Horário		CW/CCW	Horário

T	G	L	SPL	ID	CT	D	FAM	CW/CCW
Nº de Dentes # Of Pinon Teeth # De Los Dientes Del Pinón	Ø Externo (mm) Pinon O.D. Piñon - Ø Externa	Comprimento Total (mm) Length Largo	Nº de Estrias # Of Splines # De Estriás	Ø da Bucha (mm) Pinon I.D. Pinón - Ø Interna	Nº Dentes Coroa # Barrel Gear Teeth # Dientes de la Corona	Ø da Capa (mm) Drive O.D. Ø Externa	Família Family Familia	Horário/Anti Horário Clockwise/Counter Clockwise Horario/Antihorario

<b>1764</b>    APLICAÇÃO Application / Aplicación Pg. 473	<b>1.01.1764.0</b>		<b>1765</b>    APLICAÇÃO Application / Aplicación Pg. 473	<b>1.01.1765.0</b>		<b>1766</b>    APLICAÇÃO Application / Aplicación Pg. 473	<b>1.01.1766.0</b>		<b>1767</b>    APLICAÇÃO Application / Aplicación Pg. 473	<b>1.01.1767.0</b>	
	T	11		T	9		T	-		T	-
	G	34.5		G	29.64		G	-		G	-
	L	50.7		L	45.8		L	52		L	66
	SPL	8		SPL	10		SPL	-		SPL	-
	ID	12		ID	12		CT	40		CT	40
	D	45.3		D	48.9		D	-		D	-
	FAM	110		FAM	047		FAM	124		FAM	124
	CW/CCW	Horário		CW/CCW	Horário		CW/CCW	Horário		CW/CCW	Horário
<b>1768</b>    APLICAÇÃO Application / Aplicación Pg. 473	<b>1.01.1768.0</b>		<b>1769</b>    APLICAÇÃO Application / Aplicación Pg. 474	<b>1.01.1769.0</b>		<b>1770</b>    APLICAÇÃO Application / Aplicación Pg. 474	<b>1.01.1770.0</b>		<b>1771</b>    APLICAÇÃO Application / Aplicación Pg. 474	<b>1.01.1771.0</b>	
	T	12		T	23		T	11		T	8
	G	37.8		G	17.5		G	34.8		G	28.2
	L	87.15		L	106.8		L	40.1		L	51
	SPL	4		SPL	6		SPL	8		SPL	8
	ID	10		ID	14.02		ID	12		ID	12
	D	48.9		D	60		D	46.5		D	46.5
	FAM	109		FAM	109		FAM	110		FAM	110
	CW/CCW	Horário		CW/CCW	Horário		CW/CCW	Horário		CW/CCW	Horário
<b>1772</b>    APLICAÇÃO Application / Aplicación Pg. 474	<b>1.01.1772.0</b>		<b>1774</b>    APLICAÇÃO Application / Aplicación Pg. 474	<b>1.01.1774.0</b>		<b>1775</b>    APLICAÇÃO Application / Aplicación Pg. 474	<b>1.01.1775.0</b>		<b>1776</b>    APLICAÇÃO Application / Aplicación Pg. 474	<b>1.01.1776.0</b>	
	T	10		T	13		T	8		T	9
	G	39.67		G	34		G	28.2		G	28
	L	76		L	51.7		L	43.6		L	45.13
	SPL	10		SPL	8		SPL	8		SPL	8
	ID	14.29		ID	12		ID	12		ID	12
	D	59.5		D	46.5		D	46.5		D	48.9
	FAM	094		FAM	112		FAM	117		FAM	047
	CW/CCW	Horário		CW/CCW	Horário		CW/CCW	Horário		CW/CCW	Horário
<b>1777</b>    APLICAÇÃO Application / Aplicación Pg. 475	<b>1.01.1777.0</b>		<b>1778</b>    APLICAÇÃO Application / Aplicación Pg. 475	<b>1.01.1778.0</b>		<b>1779</b>    APLICAÇÃO Application / Aplicación Pg. 475	<b>1.01.1779.0</b>		<b>1780</b>    APLICAÇÃO Application / Aplicación Pg. 475	<b>1.01.1780.0</b>	
	T	10		T	8		T	10		T	10
	G	27.94		G	28.2		G	27.94		G	39.15
	L	55.8		L	55.8		L	38.6		L	95.3
	SPL	8		SPL	8		SPL	10		SPL	-
	ID	12		ID	12		ID	12.51		CT	41
	D	45.5		D	45.5		D	46.5		D	-
	FAM	047		FAM	047		FAM	117		FAM	122
	CW/CCW	Horário		CW/CCW	Horário		CW/CCW	Horário		CW/CCW	Horário



T	G	L	SPL	ID	CT	D	FAM	CW/CCW
Nº de Dentes # Of Pinon Teeth # De Los Dientes Del Pinón	Ø Externo (mm) Pinon O.D. Piñon - Ø Externa	Comprimento Total (mm) Length Largo	Nº de Estrias # Of Splines # De Estriás	Ø da Bucha (mm) Pinon I.D. Pinón - Ø Interna	Nº Dentes Coroa # Barrel Gear Teeth # Dientes de la Corona	Ø da Capa (mm) Drive O.D. Ø Externa	Família Family Familia	Horário/Anti Horário Clockwise/Counter Clockwise Horario/Antihorario

<b>1781</b>  APLICAÇÃO Application / Aplicación Pg. 475	<b>1.01.1781.0</b>		<b>1784</b>  APLICAÇÃO Application / Aplicación Pg. 475	<b>1.01.1784.0</b>		<b>1785</b>  APLICAÇÃO Application / Aplicación Pg. 476	<b>1.01.1785.0</b>		<b>1786</b>  APLICAÇÃO Application / Aplicación Pg. 476	<b>1.01.1786.0</b>	
	T	10		T	10		T	12		T	9
	G	27.94		G	37.8		G	46.4		G	34.8
	L	48.2		L	89		L	89		L	76
	SPL	8		SPL	6		SPL	6		SPL	10
	ID	12		ID	15.01		ID	15.01		ID	14.26
	D	46.5		D	60		D	60		D	60
	FAM	117		FAM	020		FAM	020		FAM	094
	CW/CCW	Horário		CW/CCW	Horário		CW/CCW	Horário		CW/CCW	Horário
<b>1787</b>  APLICAÇÃO Application / Aplicación Pg. 476	<b>1.01.1787.0</b>		<b>1788</b>  APLICAÇÃO Application / Aplicación Pg. 476	<b>1.01.1788.0</b>		<b>1790</b>  APLICAÇÃO Application / Aplicación Pg. 476	<b>1.01.1790.0</b>		<b>1791</b>  APLICAÇÃO Application / Aplicación Pg. 476	<b>1.01.1791.0</b>	
	T	9		T	11		T	9		T	10
	G	29.6		G	35		G	36.3		G	28.15
	L	43.3		L	43.3		L	49.5		L	44.2
	SPL	8		SPL	8		SPL	10		SPL	4
	ID	12		ID	12		ID	12.1		ID	10.12
	D	46.5		D	46.5		D	50.5		D	46.4
	FAM	117		FAM	117		FAM	094		FAM	089
	CW/CCW	Horário		CW/CCW	Horário		CW/CCW	Horário		CW/CCW	Horário
<b>1794</b>  APLICAÇÃO Application / Aplicación Pg. 476	<b>1.01.1794.0</b>		<b>1796</b>  APLICAÇÃO Application / Aplicación Pg. 477	<b>1.01.1796.0</b>		<b>1797</b>  APLICAÇÃO Application / Aplicación Pg. 477	<b>1.01.1797.0</b>		<b>1799</b>  APLICAÇÃO Application / Aplicación Pg. 477	<b>1.01.1799.0</b>	
	T	11		T	9		T	8		T	10
	G	34.8		G	34.1		G	28.2		G	32
	L	48.3		L	38.6		L	60		L	45
	SPL	6		SPL	10		SPL	12		SPL	8
	ID	12		ID	12.51		ID	12.06		ID	12
	D	46.1		D	46.5		D	43.5		D	46.6
	FAM	047		FAM	117		FAM	047		FAM	110
	CW/CCW	Horário		CW/CCW	Horário		CW/CCW	Anti-horário		CW/CCW	Horário
<b>1800</b>  APLICAÇÃO Application / Aplicación Pg. 477	<b>1.01.1800.0</b>		<b>1801</b>  APLICAÇÃO Application / Aplicación Pg. 477	<b>1.01.1801.0</b>		<b>1803</b>  APLICAÇÃO Application / Aplicación Pg. 477	<b>1.01.1803.0</b>		<b>1805</b>  APLICAÇÃO Application / Aplicación Pg. 478	<b>1.01.1805.0</b>	
	T	8		T	8		T	13		T	21
	G	28.2		G	23.46		G	34.65		G	16.5
	L	48.5		L	43.8		L	97.85		L	131.3
	SPL	6		SPL	12		SPL	16		SPL	6
	ID	12		ID	10.69		ID	-		ID	-
	D	46.5		D	45.3		D	45.8		D	60
	FAM	047		FAM	034		FAM	151		FAM	128
	CW/CCW	Horário		CW/CCW	Horário		CW/CCW	Anti-horário		CW/CCW	Horário

T	G	L	SPL	ID	CT	D	FAM	CW/CCW
Nº de Dentes # Of Pinon Teeth # De Los Dientes Del Pinón	ø Externo (mm) Pinon O.D. Piñon - ø Externa	Comprimento Total (mm) Length Largo	Nº de Estrias # Of Splines # De Estriás	ø da Bucha (mm) Pinon I.D. Pinón - ø Interna	Nº Dentes Coroa # Barrel Gear Teeth # Dientes de la Corona	ø da Capa (mm) Drive O.D. ø Externa	Família Family Familia	Horário/Anti Horário Clockwise/Counter Clockwise Horario/Antihorario

<b>1806</b>  APLICAÇÃO Application / Aplicación Pg. 478	1.01.1806.0		<b>1807</b>  APLICAÇÃO Application / Aplicación Pg. 478	1.01.1807.0		<b>1808</b>  APLICAÇÃO Application / Aplicación Pg. 479	1.01.1808.0		<b>1809</b>  APLICAÇÃO Application / Aplicación Pg. 479	1.01.1809.0	
	T	19		T	12		T	26		T	23
	G	20.8		G	39		G	19.02		G	17.5
	L	130		L	63		L	140.2		L	144.2
	SPL	7		SPL	8		SPL	6		SPL	6
	ID	-		ID	13.01		ID	-		ID	13.01
	D	72.2		D	46.5		D	71.9		D	69.5
<b>1810</b>  APLICAÇÃO Application / Aplicación Pg. 479	1.01.1810.0		<b>1811</b>  APLICAÇÃO Application / Aplicación Pg. 480	1.01.1811.0		<b>1812</b>  APLICAÇÃO Application / Aplicación Pg. 480	1.01.1812.0		<b>1813</b>  APLICAÇÃO Application / Aplicación Pg. 480	1.01.1813.0	
	T	28		T	23		T	11		T	9
	G	20.1		G	17.5		G	29.38		G	29.64
	L	148		L	144.2		L	45		L	43.5
	SPL	6		SPL	6		SPL	10		SPL	10
	ID	13.01		ID	13.01		ID	12		ID	11.02
	D	71.9		D	71.9		D	48.9		D	45.9
<b>1814</b>  APLICAÇÃO Application / Aplicación Pg. 480	1.01.1814.0		<b>1815</b>  APLICAÇÃO Application / Aplicación Pg. 481	1.01.1815.0		<b>1816</b>  APLICAÇÃO Application / Aplicación Pg. 481	1.01.1816.0		<b>1818</b>  APLICAÇÃO Application / Aplicación Pg. 481	1.01.1818.0	
	T	10		T	9		T	9		T	9
	G	27.94		G	36.3		G	34.1		G	35.5
	L	80.5		L	53.7		L	43.5		L	76.4
	SPL	16		SPL	10		SPL	10		SPL	12
	ID	11		ID	12		ID	11.08		ID	14.01
	D	50.5		D	52.7		D	45.9		D	59.2
<b>1819</b>  APLICAÇÃO Application / Aplicación Pg. 481	1.01.1819.0		<b>1820</b>  APLICAÇÃO Application / Aplicación Pg. 481	1.01.1820.0		<b>1822</b>  APLICAÇÃO Application / Aplicación Pg. 481	1.01.1822.0		<b>1823</b>  APLICAÇÃO Application / Aplicación Pg. 481	1.01.1823.0	
	T	10		T	10		T	11		T	10
	G	32		G	26.82		G	29.3		G	27.94
	L	98.2		L	57.8		L	51		L	90.8
	SPL	11		SPL	12		SPL	10		SPL	16
	ID	14.01		ID	12		ID	12		ID	11
	D	59.2		D	45.3		D	46.5		D	50.5
<b>1821</b>  APLICAÇÃO Application / Aplicación Pg. 481	1.01.1821.0		<b>1822</b>  APLICAÇÃO Application / Aplicación Pg. 481	1.01.1822.0		<b>1823</b>  APLICAÇÃO Application / Aplicación Pg. 481	1.01.1823.0		<b>1824</b>  APLICAÇÃO Application / Aplicación Pg. 481	1.01.1824.0	
	T	10		T	10		T	11		T	10
	G	32		G	26.82		G	29.3		G	27.94
	L	98.2		L	57.8		L	51		L	90.8
	SPL	11		SPL	12		SPL	10		SPL	16
	ID	14.01		ID	12		ID	12		ID	11
	D	59.2		D	45.3		D	46.5		D	50.5

T	G	L	SPL	ID	CT	D	FAM	CW/CCW
Nº de Dentes # Of Pinon Teeth # De Los Dientes Del Pinón	Ø Externo (mm) Pinon O.D. Piñon - Ø Externa	Comprimento Total (mm) Length Largo	Nº de Estrias # Of Splines # De Estriás	Ø da Bucha (mm) Pinon I.D. Pinón - Ø Interna	Nº Dentes Coroa # Barrel Gear Teeth # Dientes de la Corona	Ø da Capa (mm) Drive O.D. Ø Externa	Família Family Familia	Horário/Anti Horário Clockwise/Counter Clockwise Horario/Antihorario

<b>1824</b>  APLICAÇÃO Application / Aplicación Pg. 482	<b>1.01.1824.0</b>		<b>1825</b>  APLICAÇÃO Application / Aplicación Pg. 482	<b>1.01.1825.0</b>		<b>1826</b>  APLICAÇÃO Application / Aplicación Pg. 482	<b>1.01.1826.0</b>		<b>1827</b>  APLICAÇÃO Application / Aplicación Pg. 482	<b>1.01.1827.0</b>	
	T	13		T	8		T	13		T	11
	G	34.65		G	27.6		G	34.4		G	40
	L	87.3		L	41.15		L	98		L	146.3
	SPL	4		SPL	4		SPL	16		SPL	-
	ID	10		ID	10.12		ID	14.25		CT	35
	D	48.9		D	46.3		D	50.7		D	-
	FAM	109		FAM	089		FAM	159		FAM	144
	CW/CCW	Anti-horário		CW/CCW	Horário		CW/CCW	Anti-horário		CW/CCW	Horário
<b>1828</b>  APLICAÇÃO Application / Aplicación Pg. 483	<b>1.01.1828.0</b>		<b>1829</b>  APLICAÇÃO Application / Aplicación Pg. 484	<b>1.01.1829.0</b>		<b>1830</b>  APLICAÇÃO Application / Aplicación Pg. 484	<b>1.01.1830.0</b>		<b>1831</b>  APLICAÇÃO Application / Aplicación Pg. 484	<b>1.01.1831.0</b>	
	T	-		T	13		T	12		T	10
	G	-		G	39.5		G	44.9		G	40
	L	91.9		L	146.3		L	146.3		L	146.3
	SPL	-		SPL	-		SPL	-		SPL	-
	CT	35		CT	35		CT	35		CT	35
	D	-		D	-		D	-		D	-
	FAM	144		FAM	144		FAM	144		FAM	144
	CW/CCW	Horário		CW/CCW	Horário		CW/CCW	Horário		CW/CCW	Horário
<b>1837</b>  APLICAÇÃO Application / Aplicación Pg. 484	<b>1.01.1837.0</b>		<b>1838</b>  APLICAÇÃO Application / Aplicación Pg. 484	<b>1.01.1838.0</b>		<b>1839</b>  APLICAÇÃO Application / Aplicación Pg. 485	<b>1.01.1839.0</b>		<b>1840</b>  APLICAÇÃO Application / Aplicación Pg. 485	<b>1.01.1840.0</b>	
	T	10		T	10		T	8		T	9
	G	40		G	32.18		G	28.2		G	36.3
	L	164.6		L	45.4		L	51.5		L	60.9
	SPL	6		SPL	8		SPL	10		SPL	12
	ID	12.06		ID	12.06		ID	12		ID	12.1
	D	59.5		D	48.7		D	46.5		D	46.6
	FAM	141		FAM	047		FAM	047		FAM	047
	CW/CCW	Horário		CW/CCW	Horário		CW/CCW	Horário		CW/CCW	Horário
<b>1841</b>  APLICAÇÃO Application / Aplicación Pg. 485	<b>1.01.1841.0</b>		<b>1845</b>  APLICAÇÃO Application / Aplicación Pg. 485	<b>1.01.1845.0</b>		<b>1846</b>  APLICAÇÃO Application / Aplicación Pg. 485	<b>1.01.1846.0</b>		<b>1847</b>  APLICAÇÃO Application / Aplicación Pg. 485	<b>1.01.1847.0</b>	
	T	10		T	10		T	10		T	8
	G	32		G	40		G	40.8		G	28.2
	L	43.5		L	49.6		L	110		L	40
	SPL	10		SPL	10		SPL	-		SPL	8
	ID	11.02		ID	12		CT	40		ID	12
	D	45.9		D	53.5		D	-		D	46.5
	FAM	143		FAM	094		FAM	124		FAM	117
	CW/CCW	Horário		CW/CCW	Horário		CW/CCW	Horário		CW/CCW	Horário



T	G	L	SPL	ID	CT	D	FAM	CW/CCW
Nº de Dentes # Of Pinon Teeth # De Los Dientes Del Pinón	Ø Externo (mm) Pinon O.D. Piñon - Ø Externa	Comprimento Total (mm) Length Largo	Nº de Estrias # Of Splines # De Estriás	Ø da Bucha (mm) Pinon I.D. Pinón - Ø Interna	Nº Dentes Coroa # Barrel Gear Teeth # Dientes de la Corona	Ø da Capa (mm) Drive O.D. Ø Externa	Família Family Familia	Horário/Anti Horário Clockwise/Counter Clockwise Horario/Antihorario

<b>1848</b>  APLICAÇÃO Application / Aplicación Pg. 485	1.01.1848.0		<b>1849</b>  APLICAÇÃO Application / Aplicación Pg. 486			<b>1853</b>  APLICAÇÃO Application / Aplicación Pg. 486	1.01.1853.0		<b>1854</b>  APLICAÇÃO Application / Aplicación Pg. 486	1.01.1854.0	
	T	9		T	9		T	20		T	10
	G	25.8		G	29.64		G	14.7		G	39.5
	L	55.1		L	110.7		L	138.2		L	89.6
	SPL	10		SPL	6		SPL	10		SPL	10
	ID	12		ID	11		ID	-		ID	14.26
	D	46.5		D	45.3		D	65		D	60.4
	FAM	089		FAM	155		FAM	134		FAM	039
	CW/CCW	Horário		CW/CCW	Horário		CW/CCW	Horário		CW/CCW	Horário
<b>1855</b>  APLICAÇÃO Application / Aplicación Pg. 486			<b>1856</b>  APLICAÇÃO Application / Aplicación Pg. 486	1.01.1856.0		<b>1857</b>  APLICAÇÃO Application / Aplicación Pg. 486	1.01.1857.0		<b>1858</b>  APLICAÇÃO Application / Aplicación Pg. 487	1.01.1858.0	
	T	10		T	11		T	9		T	9
	G	39		G	27.5		G	35.5		G	36
	L	49.2		L	90.8		L	50.8		L	100
	SPL	10		SPL	16		SPL	10		SPL	-
	ID	12		ID	11		ID	12.06		CT	41
	D	50.8		D	50.5		D	46.5		D	-
	FAM	094		FAM	079		FAM	047		FAM	122
	CW/CCW	Horário		CW/CCW	Anti-horário		CW/CCW	Horário		CW/CCW	Horário
<b>1860</b>  APLICAÇÃO Application / Aplicación Pg. 487	1.01.1860.0		<b>1861</b>  APLICAÇÃO Application / Aplicación Pg. 487	1.01.1861.0		<b>1862</b>  APLICAÇÃO Application / Aplicación Pg. 487	1.01.1862.0		<b>1863</b>  APLICAÇÃO Application / Aplicación Pg. 487	1.01.1863.0	
	T	9		T	9		T	9		T	9
	G	29.6		G	33		G	36		G	29.64
	L	87		L	95.3		L	95.3		L	83
	SPL	-		SPL	-		SPL	-		SPL	-
	CT	41		CT	41		CT	41		CT	40
	D	-		D	-		D	-		D	-
	FAM	122		FAM	145		FAM	145		FAM	124
	CW/CCW	Anti-horário		CW/CCW	Horário		CW/CCW	Horário		CW/CCW	Horário
<b>1864</b>  APLICAÇÃO Application / Aplicación Pg. 487	1.01.1864.0		<b>1865</b>  APLICAÇÃO Application / Aplicación Pg. 488	1.01.1865.0		<b>1866</b>  APLICAÇÃO Application / Aplicación Pg. 488	1.01.1866.0		<b>1871</b>  APLICAÇÃO Application / Aplicación Pg. 488	1.01.1871.0	
	T	9		T	11		T	12		T	11
	G	29.64		G	40.5		G	46.3		G	34.4
	L	110.5		L	103.3		L	118		L	46.9
	SPL	-		SPL	-		SPL	19		SPL	6
	CT	40		CT	41		ID	19.08		ID	12.06
	D	-		D	-		D	58.4		D	45.5
	FAM	124		FAM	145		FAM	051		FAM	115
	CW/CCW	Horário		CW/CCW	Anti-horário		CW/CCW	Anti-horário		CW/CCW	Horário

T	G	L	SPL	ID	CT	D	FAM	CW/CCW
Nº de Dentes # Of Pinon Teeth # De Los Dientes Del Pinón	Ø Externo (mm) Pinon O.D. Piñon - Ø Externa	Comprimento Total (mm) Length Largo	Nº de Estrias # Of Splines # De Estriás	Ø da Bucha (mm) Pinon I.D. Pinón - Ø Interna	Nº Dentes Coroa # Barrel Gear Teeth # Dientes de la Corona	Ø da Capa (mm) Drive O.D. Ø Externa	Família Family Familia	Horário/Anti Horário Clockwise/Counter Clockwise Horario/Antihorario

<b>1872</b>  APLICAÇÃO Application / Aplicación Pg. 488	<b>1.01.1872.0</b>		<b>1873</b>  APLICAÇÃO Application / Aplicación Pg. 488	<b>1.01.1873.0</b>		<b>1874</b>  APLICAÇÃO Application / Aplicación Pg. 488	<b>1.01.1874.0</b>		<b>1875</b>  APLICAÇÃO Application / Aplicación Pg. 488	<b>1.01.1875.0</b>	
	T	11		T	8		T	12		T	9
	G	34.8		G	28.2		G	38.8		G	29.6
	L	46.9		L	60.1		L	56.2		L	85.7
	SPL	8		SPL	10		SPL	10		SPL	-
	ID	12.06		ID	12		ID	12		ID	-
	D	48.7		D	44.7		D	50.9		D	45.3
	FAM	030		FAM	047		FAM	094		FAM	146
	CW/CCW	Horário		CW/CCW	Anti-horário		CW/CCW	Horário		CW/CCW	Horário
<b>1876</b>  APLICAÇÃO Application / Aplicación Pg. 489	<b>1.01.1876.0</b>		<b>1877</b>  APLICAÇÃO Application / Aplicación Pg. 489			<b>1878</b>  APLICAÇÃO Application / Aplicación Pg. 489	<b>1.01.1878.0</b>		<b>1879</b>  APLICAÇÃO Application / Aplicación Pg. 489	<b>1.01.1879.0</b>	
	T	11		T	10		T	11		T	11
	G	34.5		G	27.8		G	43.5		G	29.7
	L	42.5		L	81.2		L	83		L	85.7
	SPL	8		SPL	-		SPL	10		SPL	-
	ID	12		ID	-		ID	14.26		ID	-
	D	46.5		D	44.2		D	60		D	45.3
	FAM	110		FAM	146		FAM	094		FAM	146
	CW/CCW	Horário		CW/CCW	Horário		CW/CCW	Horário		CW/CCW	Horário
<b>1880</b>  APLICAÇÃO Application / Aplicación Pg. 489	<b>1.01.1880.0</b>		<b>1881</b>  APLICAÇÃO Application / Aplicación Pg. 490	<b>1.01.1881.0</b>		<b>1882</b>  APLICAÇÃO Application / Aplicación Pg. 490			<b>1883</b>  APLICAÇÃO Application / Aplicación Pg. 490		
	T	10		T	12		T	9		T	9
	G	31.8		G	37.18		G	25.8		G	36
	L	64		L	80.4		L	49		L	100
	SPL	6		SPL	6		SPL	10		SPL	-
	ID	12		ID	15		ID	12		CT	41
	D	43.5		D	60		D	53.5		D	-
	FAM	047		FAM	046		FAM	094		FAM	145
	CW/CCW	Anti-horário		CW/CCW	Horário		CW/CCW	Horário		CW/CCW	Horário
<b>1884</b>  APLICAÇÃO Application / Aplicación Pg. 490			<b>1885</b>  APLICAÇÃO Application / Aplicación Pg. 490			<b>1886</b>  APLICAÇÃO Application / Aplicación Pg. 490			<b>1887</b>  APLICAÇÃO Application / Aplicación Pg. 491		
	T	11		T	9		T	10		T	9
	G	39		G	29.5		G	27.5		G	29.64
	L	50.5		L	75		L	50.6		L	50
	SPL	10		SPL	5		SPL	6		SPL	10
	ID	12		ID	11.02		ID	12.06		ID	11.02
	D	49		D	41.5		D	48.7		D	45.9
	FAM	047		FAM	147		FAM	047		FAM	143
	CW/CCW	Horário		CW/CCW	Anti-horário		CW/CCW	Horário		CW/CCW	Horário

T	G	L	SPL	ID	CT	D	FAM	CW/CCW
Nº de Dentes # Of Pinon Teeth # De Los Dientes Del Pinón	Ø Externo (mm) Pinon O.D. Piñon - Ø Externa	Comprimento Total (mm) Length Largo	Nº de Estrias # Of Splines # De Estriás	Ø da Bucha (mm) Pinon I.D. Pinón - Ø Interna	Nº Dentes Coroa # Barrel Gear Teeth # Dientes de la Corona	Ø da Capa (mm) Drive O.D. Ø Externa	Família Family Familia	Horário/Anti Horário Clockwise/Counter Clockwise Horario/Antihorario

<b>1888</b>  APLICAÇÃO Application / Aplicación Pg. 491	T	9	<b>1890</b>  APLICAÇÃO Application / Aplicación Pg. 491	T	10	<b>1891</b>  APLICAÇÃO Application / Aplicación Pg. 491	T	10	<b>1893</b>  APLICAÇÃO Application / Aplicación Pg. 491	T	11
	G	35.5		G	28.36		G	28.36		G	29.35
	L	136		L	81.8		L	89		L	81
	SPL	6		SPL	10		SPL	10		SPL	4
	ID	15.1		ID	12.06		ID	12.06		ID	12
	D	64.6		D	48.7		D	48.7		D	49.8
	FAM	148		FAM	149		FAM	149		FAM	109
	CW/CCW	Horário		CW/CCW	Anti-horário		CW/CCW	Anti-horário		CW/CCW	Anti-horário
<b>1895</b>  APLICAÇÃO Application / Aplicación Pg. 491	T	8	<b>1898</b>  APLICAÇÃO Application / Aplicación Pg. 492	T	9	<b>1899</b>  APLICAÇÃO Application / Aplicación Pg. 492	T	10	<b>1902</b>  APLICAÇÃO Application / Aplicación Pg. 492	T	11
	G	24.7		G	34.8		G	32		G	30
	L	75		L	64.9		L	48		L	43.5
	SPL	5		SPL	14		SPL	10		SPL	10
	ID	11		ID	12		ID	11		ID	11.02
	D	41.5		D	54.5		D	46.5		D	45.9
	FAM	050		FAM	091		FAM	074		FAM	143
	CW/CCW	Anti-horário		CW/CCW	Horário		CW/CCW	Horário		CW/CCW	Horário
<b>1903</b>  APLICAÇÃO Application / Aplicación Pg. 492	T	9	<b>1904</b>  APLICAÇÃO Application / Aplicación Pg. 492	T	30	<b>1905</b>  APLICAÇÃO Application / Aplicación Pg. 493	T	11	<b>1906</b>  APLICAÇÃO Application / Aplicación Pg. 493	T	30
	G	30.8		G	21.3		G	34.8		G	21.3
	L	51		L	89.5		L	133.5		L	90.6
	SPL	8		SPL	8		SPL	-		SPL	8
	ID	13.01		ID	11		CT	40		ID	11
	D	46.5		D	46.5		D	-		D	46.5
	FAM	110		FAM	114		FAM	124		FAM	114
	CW/CCW	Horário		CW/CCW	Anti-horário		CW/CCW	Anti-horário		CW/CCW	Horário
<b>1908</b>  APLICAÇÃO Application / Aplicación Pg. 493	T	10	<b>1909</b>  APLICAÇÃO Application / Aplicación Pg. 493	T	10	<b>1910</b>  APLICAÇÃO Application / Aplicación Pg. 493	T	11	<b>1911</b>  APLICAÇÃO Application / Aplicación Pg. 494	T	13
	G	29.64		G	27.5		G	29.2		G	34.5
	L	52		L	42.5		L	81.2		L	39.8
	SPL	10		SPL	8		SPL	4		SPL	8
	ID	12		ID	12		ID	12		ID	10.03
	D	46.5		D	46.5		D	48.9		D	46.3
	FAM	094		FAM	110		FAM	109		FAM	117
	CW/CCW	Horário		CW/CCW	Horário		CW/CCW	Anti-horário		CW/CCW	Horário

T	G	L	SPL	ID	CT	D	FAM	CW/CCW
Nº de Dentes # Of Pinon Teeth # De Los Dientes Del Pinón	Ø Externo (mm) Pinon O.D. Piñon - Ø Externa	Comprimento Total (mm) Length Largo	Nº de Estrias # Of Splines # De Estriás	Ø da Bucha (mm) Pinon I.D. Pinón - Ø Interna	Nº Dentes Coroa # Barrel Gear Teeth # Dientes de la Corona	Ø da Capa (mm) Drive O.D. Ø Externa	Família Family Familia	Horário/Anti Horário Clockwise/Counter Clockwise Horario/Antihorario

<b>1912</b>    APLICAÇÃO Application / Aplicación Pg. 494	T	10	<b>1913</b>    APLICAÇÃO Application / Aplicación Pg. 494	T	11	<b>1914</b>    APLICAÇÃO Application / Aplicación Pg. 494	T	9	<b>1915</b>    APLICAÇÃO Application / Aplicación Pg. 494	T	12
	G	27.94		G	30.05		G	29.6		G	32.5
	L	36.3		L	36.3		L	88.1		L	45
	SPL	8		SPL	8		SPL	16		SPL	10
	ID	10.03		ID	10.03		ID	11		ID	12
	D	43.6		D	43.6		D	47.8		D	47.8
	FAM	117		FAM	117		FAM	062		FAM	089
	CW/CCW	Horário		CW/CCW	Horário		CW/CCW	Horário		CW/CCW	Horário
<b>1916</b>    APLICAÇÃO Application / Aplicación Pg. 494	T	10	<b>1918</b>    APLICAÇÃO Application / Aplicación Pg. 494	T	11	<b>1919</b>    APLICAÇÃO Application / Aplicación Pg. 495	T	11	<b>1920</b>    APLICAÇÃO Application / Aplicación Pg. 495	T	10
	G	31.7		G	43.7		G	41		G	27.94
	L	36.6		L	121.5		L	96.6		L	103
	SPL	8		SPL	-		SPL	16		SPL	16
	ID	12		ID	-		ID	11		ID	12
	D	46.5		D	46.5		D	53.4		D	50.5
	FAM	110		FAM	160		FAM	159		FAM	079
	CW/CCW	Horário		CW/CCW	Horário		CW/CCW	Horário		CW/CCW	Anti-horário
<b>1921</b>    APLICAÇÃO Application / Aplicación Pg. 495	T	20	<b>1922</b>    APLICAÇÃO Application / Aplicación Pg. 495	T	17	<b>1923</b>    APLICAÇÃO Application / Aplicación Pg. 495	T	10	<b>1924</b>    APLICAÇÃO Application / Aplicación Pg. 495	T	11
	G	14.7		G	41.8		G	27.94		G	34.4
	L	110		L	64.1		L	40		L	65.8
	SPL	5		SPL	4		SPL	8		SPL	10
	ID	-		ID	12		ID	12		ID	14.26
	D	60.5		D	46.5		D	46.5		D	54.6
	FAM	128		FAM	161		FAM	117		FAM	046
	CW/CCW	Horário		CW/CCW	Horário		CW/CCW	Horário		CW/CCW	Horário
<b>1925</b>    APLICAÇÃO Application / Aplicación Pg. 495	T	8	<b>1926</b>    APLICAÇÃO Application / Aplicación Pg. 496	T	11	<b>1927</b>    APLICAÇÃO Application / Aplicación Pg. 496	T	9	<b>1928</b>    APLICAÇÃO Application / Aplicación Pg. 496	T	10
	G	27.2		G	29.2		G	29.64		G	32
	L	44.5		L	91		L	48.2		L	96
	SPL	5		SPL	9		SPL	16		SPL	3
	ID	11		ID	12.06		ID	11		ID	14.26
	D	46.1		D	54.5		D	45.8		D	60
	FAM	047		FAM	085		FAM	074		FAM	020
	CW/CCW	Horário		CW/CCW	Anti-horário		CW/CCW	Horário		CW/CCW	Horário

T	G	L	SPL	ID	CT	D	FAM	CW/CCW
Nº de Dentes # Of Pinon Teeth # De Los Dientes Del Pinón	Ø Externo (mm) Pinon O.D. Piñon - Ø Externa	Comprimento Total (mm) Length Largo	Nº de Estrias # Of Splines # De Estriás	Ø da Bucha (mm) Pinon I.D. Pinón - Ø Interna	Nº Dentes Coroa # Barrel Gear Teeth # Dientes de la Corona	Ø da Capa (mm) Drive O.D. Ø Externa	Família Family Familia	Horário/Anti Horário Clockwise/Counter Clockwise Horario/Antihorario

<b>1929</b>  APLICAÇÃO Application / Aplicación Pg. 496	T	11	<b>1930</b>  APLICAÇÃO Application / Aplicación Pg. 496	T	9	<b>1932</b>  APLICAÇÃO Application / Aplicación Pg. 497	T	11	<b>1933</b>  APLICAÇÃO Application / Aplicación Pg. 497	T	11
	G	41		G	29.3		G	29.6		G	29.3
	L	58.5		L	82		L	51.8		L	50.7
	SPL	10		SPL	8		SPL	10		SPL	8
	ID	12		ID	12		ID	12		ID	12
	D	53		D	48.9		D	46.5		D	45.3
	FAM	094		FAM	109		FAM	094		FAM	110
CW/CCW	Horário		CW/CCW	Horário		CW/CCW	Horário		CW/CCW	Horário	
<b>1934</b>  APLICAÇÃO Application / Aplicación Pg. 497	T	13	<b>1935</b>  APLICAÇÃO Application / Aplicación Pg. 497	T	15	<b>1936</b>  APLICAÇÃO Application / Aplicación Pg. 498	T	21	<b>1937</b>  APLICAÇÃO Application / Aplicación Pg. 498	T	10
	G	34.65		G	38.2		G	16.5		G	32
	L	96.5		L	58.5		L	167.5		L	82.8
	SPL	4		SPL	10		SPL	7		SPL	16
	ID	12		ID	11.02		ID	-		ID	11
	D	49.8		D	45.6		D	60		D	50.5
	FAM	158		FAM	162		FAM	163		FAM	079
CW/CCW	Anti-horário		CW/CCW	Horário		CW/CCW	Horário		CW/CCW	Horário	
<b>1938</b>  APLICAÇÃO Application / Aplicación Pg. 498	T	13	<b>1939</b>  APLICAÇÃO Application / Aplicación Pg. 498	T	13	<b>1940</b>  APLICAÇÃO Application / Aplicación Pg. 499	T	10	<b>1941</b>  APLICAÇÃO Application / Aplicación Pg. 499	T	17
	G	34.55		G	34.55		G	32.18		G	39.3
	L	58.4		L	51.4		L	40		L	91.3
	SPL	16		SPL	16		SPL	8		SPL	-
	ID	11		ID	11		ID	12.05		CT	44
	D	47.4		D	47.4		D	46.5		D	-
	FAM	074		FAM	074		FAM	117		FAM	126
CW/CCW	Horário		CW/CCW	Horário		CW/CCW	Horário		CW/CCW	Anti-horário	
<b>1942</b>  APLICAÇÃO Application / Aplicación Pg. 499	T	12	<b>1943</b>  APLICAÇÃO Application / Aplicación Pg. 499	T	11	<b>1944</b>  APLICAÇÃO Application / Aplicación Pg. 500	T	13	<b>1945</b>  APLICAÇÃO Application / Aplicación Pg. 500	T	9
	G	31.8		G	35.4		G	46		G	29.6
	L	43.5		L	51.5		L	53		L	51
	SPL	10		SPL	10		SPL	14		SPL	8
	ID	11.02		ID	11.02		ID	12		ID	12
	D	45.9		D	45.9		D	54.5		D	46.5
	FAM	143		FAM	143		FAM	091		FAM	110
CW/CCW	Horário		CW/CCW	Horário		CW/CCW	Anti-horário		CW/CCW	Anti-horário	



T	G	L	SPL	ID	CT	D	FAM	CW/CCW
Nº de Dentes # Of Pinon Teeth # De Los Dientes Del Pinón	Ø Externo (mm) Pinon O.D. Piñon - Ø Externa	Comprimento Total (mm) Length Largo	Nº de Estrias # Of Splines # De Estriás	Ø da Bucha (mm) Pinon I.D. Pinón - Ø Interna	Nº Dentes Coroa # Barrel Gear Teeth # Dientes de la Corona	Ø da Capa (mm) Drive O.D. Ø Externa	Família Family Familia	Horário/Anti Horário Clockwise/Counter Clockwise Horario/Antihorario

<b>1946</b>  APLICAÇÃO Application / Aplicación Pg. 500	T	11	<b>1947</b>  APLICAÇÃO Application / Aplicación Pg. 500	T	-	<b>1948</b>  APLICAÇÃO Application / Aplicación Pg. 500	T	13	<b>1949</b>  APLICAÇÃO Application / Aplicación Pg. 500	T	10
	G	34.4		G	-		G	46		G	27.94
	L	46.9		L	53.5		L	107.5		L	42
	SPL	8		SPL	11		SPL	16		SPL	8
	ID	12.06		CT	41		ID	17.03		ID	12
	D	48.7		D	-		D	72.2		D	46.5
	FAM	030		FAM	120		FAM	033		FAM	117
	CW/CCW	Horário		CW/CCW	Horário		CW/CCW	Horário		CW/CCW	Horário
<b>1950</b>  APLICAÇÃO Application / Aplicación Pg. 501	T	8	<b>1951</b>  APLICAÇÃO Application / Aplicación Pg. 501	T	11	<b>1952</b>  APLICAÇÃO Application / Aplicación Pg. 501	T	11	<b>1957</b>  APLICAÇÃO Application / Aplicación Pg. 501	T	11
	G	28		G	41		G	40		G	29.3
	L	42.2		L	82		L	83		L	102
	SPL	8		SPL	10		SPL	10		SPL	-
	ID	12		ID	14.26		ID	14.3		CT	40
	D	46.5		D	60		D	60		D	-
	FAM	117		FAM	027		FAM	082		FAM	124
	CW/CCW	Horário		CW/CCW	Horário		CW/CCW	Horário		CW/CCW	Horário
<b>1958</b>  APLICAÇÃO Application / Aplicación Pg. 502	T	11	<b>1959</b>  APLICAÇÃO Application / Aplicación Pg. 502	T	10	<b>1960</b>  APLICAÇÃO Application / Aplicación Pg. 502	T	9	<b>1961</b>  APLICAÇÃO Application / Aplicación Pg. 502	T	11
	G	34.4		G	32.6		G	32.2		G	38.4
	L	83		L	46.9		L	100		L	146.3
	SPL	-		SPL	6		SPL	-		SPL	-
	CT	40		ID	12		CT	41		CT	35
	D	-		D	46.5		D	-		D	-
	FAM	124		FAM	034		FAM	122		FAM	144
	CW/CCW	Anti-horário		CW/CCW	Horário		CW/CCW	Horário		CW/CCW	Horário
<b>1962</b>  APLICAÇÃO Application / Aplicación Pg. 502	T	11	<b>1963</b>  APLICAÇÃO Application / Aplicación Pg. 502	T	9	<b>1964</b>  APLICAÇÃO Application / Aplicación Pg. 502	T	11	<b>1965</b>  APLICAÇÃO Application / Aplicación Pg. 503	T	12
	G	40		G	25.8		G	34.8		G	36.8
	L	146.3		L	60.5		L	85.7		L	58.3
	SPL	-		SPL	9		SPL	-		SPL	16
	CT	35		ID	12		ID	-		ID	11
	D	-		D	46.5		D	45.3		D	45.3
	FAM	144		FAM	087		FAM	146		FAM	164
	CW/CCW	Horário		CW/CCW	Anti-horário		CW/CCW	Horário		CW/CCW	Horário

T	G	L	SPL	ID	CT	D	FAM	CW/CCW
Nº de Dentes # Of Pinon Teeth # De Los Dientes Del Pinón	Ø Externo (mm) Pinon O.D. Piñon - Ø Externa	Comprimento Total (mm) Length Largo	Nº de Estrias # Of Splines # De Estriás	Ø da Bucha (mm) Pinon I.D. Pinón - Ø Interna	Nº Dentes Coroa # Barrel Gear Teeth # Dientes de la Corona	Ø da Capa (mm) Drive O.D. Ø Externa	Família Family Familia	Horário/Anti Horário Clockwise/Counter Clockwise Horario/Antihorario

<b>1966</b>  APLICAÇÃO Application / Aplicación Pg. 503	T	12	<b>1967</b>  APLICAÇÃO Application / Aplicación Pg. 503	T	10	<b>1968</b>  APLICAÇÃO Application / Aplicación Pg. 503	T	13	<b>1969</b>  APLICAÇÃO Application / Aplicación Pg. 503	T	10
	G	37.1		G	27.8		G	34.55		G	32.8
	L	85.7		L	85.7		L	91.7		L	91.7
	SPL	-		SPL	-		SPL	-		SPL	-
	ID	-		ID	-		ID	-		ID	-
	D	45.3		D	45.3		D	45.3		D	45.3
	FAM	146		FAM	146		FAM	146		FAM	146
<b>1970</b>  APLICAÇÃO Application / Aplicación Pg. 504	T	10	<b>1971</b>  APLICAÇÃO Application / Aplicación Pg. 504	T	11	<b>1972</b>  APLICAÇÃO Application / Aplicación Pg. 504	T	9	<b>1973</b>  APLICAÇÃO Application / Aplicación Pg. 504	T	11
	G	27.94		G	34.4		G	34.8		G	41.99
	L	53.5		L	83		L	102		L	102
	SPL	5		SPL	10		SPL	-		SPL	-
	ID	11		ID	14.26		CT	40		CT	40
	D	43.5		D	60		D	-		D	-
	FAM	047		FAM	082		FAM	124		FAM	124
<b>1974</b>  APLICAÇÃO Application / Aplicación Pg. 504	T	15	<b>1975</b>  APLICAÇÃO Application / Aplicación Pg. 504	T	11	<b>1976</b>  APLICAÇÃO Application / Aplicación Pg. 505	T	9	<b>1977</b>  APLICAÇÃO Application / Aplicación Pg. 505	T	9
	G	38.2		G	34.7		G	25.9		G	29.64
	L	93.2		L	58.3		L	44		L	56.5
	SPL	-		SPL	16		SPL	8		SPL	9
	ID	-		ID	11		ID	12		ID	12
	D	44.2		D	45.3		D	46.5		D	46.5
	FAM	146		FAM	164		FAM	047		FAM	117
<b>1978</b>  APLICAÇÃO Application / Aplicación Pg. 505	T	11	<b>1979</b>  APLICAÇÃO Application / Aplicación Pg. 505	T	9	<b>1980</b>  APLICAÇÃO Application / Aplicación Pg. 506	T	10	<b>1981</b>  APLICAÇÃO Application / Aplicación Pg. 506	T	12
	G	27.5		G	34.8		G	39.5		G	32.28
	L	92.8		L	82.1		L	82		L	51.4
	SPL	16		SPL	10		SPL	10		SPL	16
	ID	11		ID	14.26		ID	14.26		ID	11
	D	45.8		D	60.4		D	60.4		D	45.3
	FAM	062		FAM	091		FAM	091		FAM	074
<b>1982</b>  APLICAÇÃO Application / Aplicación Pg. 505	T	11	<b>1983</b>  APLICAÇÃO Application / Aplicación Pg. 505	T	9	<b>1984</b>  APLICAÇÃO Application / Aplicación Pg. 506	T	10	<b>1985</b>  APLICAÇÃO Application / Aplicación Pg. 506	T	12
	G	27.5		G	34.8		G	39.5		G	32.28
	L	92.8		L	82.1		L	82		L	51.4
	SPL	16		SPL	10		SPL	10		SPL	16
	ID	11		ID	14.26		ID	14.26		ID	11
	D	45.8		D	60.4		D	60.4		D	45.3
	FAM	062		FAM	091		FAM	091		FAM	074

T	G	L	SPL	ID	CT	D	FAM	CW/CCW
Nº de Dentes # Of Pinon Teeth # De Los Dientes Del Pinón	Ø Externo (mm) Pinon O.D. Piñon - Ø Externa	Comprimento Total (mm) Length Largo	Nº de Estrias # Of Splines # De Estriás	Ø da Bucha (mm) Pinon I.D. Pinón - Ø Interna	Nº Dentes Coroa # Barrel Gear Teeth # Dientes de la Corona	Ø da Capa (mm) Drive O.D. Ø Externa	Família Family Familia	Horário/Anti Horário Clockwise/Counter Clockwise Horario/Antihorario

<b>1982</b>    APLICAÇÃO Application / Aplicación Pg. 506	T	12	<b>1983</b>    APLICAÇÃO Application / Aplicación Pg. 506	T	11	<b>1984</b>    APLICAÇÃO Application / Aplicación Pg. 507	T	13	<b>1985</b>    APLICAÇÃO Application / Aplicación Pg. 507	T	13
	G	32.28		G	35		G	34.55		G	34.65
	L	51.4		L	58.4		L	58.4		L	93.2
	SPL	16		SPL	16		SPL	16		SPL	16
	ID	11		ID	11		ID	11		ID	11
	D	47.4		D	47.4		D	47.4		D	45.3
	FAM	074		FAM	164		FAM	074		FAM	151
	CW/CCW	Horário		CW/CCW	Horário		CW/CCW	Horário		CW/CCW	Anti-horário
<b>1986</b>    APLICAÇÃO Application / Aplicación Pg. 507	T	11	<b>1988</b>    APLICAÇÃO Application / Aplicación Pg. 507	T	12	<b>1989</b>    APLICAÇÃO Application / Aplicación Pg. 507	T	10	<b>1990</b>    APLICAÇÃO Application / Aplicación Pg. 508	T	12
	G	35.5		G	37.18		G	27.94		G	46.5
	L	58.3		L	75.3		L	48.8		L	153.5
	SPL	16		SPL	5		SPL	8		SPL	-
	ID	11		ID	11		ID	12		ID	-
	D	45.3		D	41.5		D	46.5		D	46.5
	FAM	164		FAM	050		FAM	117		FAM	160
	CW/CCW	Horário		CW/CCW	Anti-horário		CW/CCW	Horário		CW/CCW	Horário
<b>1992</b>    APLICAÇÃO Application / Aplicación Pg. 508	T	9	<b>1993</b>    APLICAÇÃO Application / Aplicación Pg. 508	T	10	<b>1994</b>    APLICAÇÃO Application / Aplicación Pg. 508	T	10	<b>1995</b>    APLICAÇÃO Application / Aplicación Pg. 508	T	22
	G	34.8		G	27.94		G	39.67		G	17.8
	L	54.3		L	83		L	136.8		L	108
	SPL	10		SPL	16		SPL	10		SPL	5
	ID	12		ID	14.24		ID	14.24		ID	-
	D	52.7		D	45.8		D	60.4		D	64.6
	FAM	094		FAM	062		FAM	091		FAM	128
	CW/CCW	Horário		CW/CCW	Horário		CW/CCW	Horário		CW/CCW	Horário
<b>1996</b>    APLICAÇÃO Application / Aplicación Pg. 508	T	18	<b>1997</b>    APLICAÇÃO Application / Aplicación Pg. 508	T	10	<b>1998</b>    APLICAÇÃO Application / Aplicación Pg. 509	T	9	<b>2000</b>    APLICAÇÃO Application / Aplicación Pg. 509	T	20
	G	18.6		G	27.94		G	32.2		G	14.7
	L	128.9		L	44		L	43.5		L	91
	SPL	5		SPL	6		SPL	10		SPL	5
	ID	-		ID	12		ID	11.02		ID	-
	D	72.2		D	45.5		D	45.9		D	54.6
	FAM	128		FAM	030		FAM	143		FAM	128
	CW/CCW	Horário		CW/CCW	Horário		CW/CCW	Horário		CW/CCW	Horário



T	G	L	SPL	ID	CT	D	FAM	CW/CCW
Nº de Dentes # Of Pinon Teeth # De Los Dientes Del Pinón	Ø Externo (mm) Pinon O.D. Piñon - Ø Externa	Comprimento Total (mm) Length Largo	Nº de Estrias # Of Splines # De Estriás	Ø da Bucha (mm) Pinon I.D. Pinón - Ø Interna	Nº Dentes Coroa # Barrel Gear Teeth # Dientes de la Corona	Ø da Capa (mm) Drive O.D. Ø Externa	Família Family Familia	Horário/Anti Horário Clockwise/Counter Clockwise Horario/Antihorario

<b>2001</b>  APLICAÇÃO Application / Aplicación Pg. 509	T	9	<b>2002</b>  APLICAÇÃO Application / Aplicación Pg. 509	T	9	<b>2003</b>  APLICAÇÃO Application / Aplicación Pg. 509	T	10	<b>2004</b>  APLICAÇÃO Application / Aplicación Pg. 509	T	10
	G	25.82		G	35.2		G	32		G	37.8
	L	41.2		L	69.4		L	80.4		L	101.7
	SPL	4		SPL	10		SPL	6		SPL	5
	ID	10.12		ID	12.06		ID	15		ID	-
	D	46.3		D	54.5		D	60		D	45.9
	FAM	089		FAM	085		FAM	046		FAM	166
	CW/CCW	Horário		CW/CCW	Horário		CW/CCW	Horário		CW/CCW	Horário
<b>2005</b>  APLICAÇÃO Application / Aplicación Pg. 510	T	12	<b>2006</b>  APLICAÇÃO Application / Aplicación Pg. 510	T	12	<b>2007</b>  APLICAÇÃO Application / Aplicación Pg. 510	T	11	<b>2009</b>  APLICAÇÃO Application / Aplicación Pg. 511	T	9
	G	29.2		G	29.2		G	41		G	29.64
	L	81.7		L	87.7		L	75.7		L	52
	SPL	4		SPL	4		SPL	14		SPL	14
	ID	12		ID	12		ID	14.26		ID	12
	D	48.9		D	48.9		D	60.4		D	53.5
	FAM	109		FAM	109		FAM	091		FAM	091
	CW/CCW	Anti-horário		CW/CCW	Anti-horário		CW/CCW	Horário		CW/CCW	Horário
<b>2010</b>  APLICAÇÃO Application / Aplicación Pg. 511	T	12	<b>2011</b>  APLICAÇÃO Application / Aplicación Pg. 511	T	9	<b>2012</b>  APLICAÇÃO Application / Aplicación Pg. 512	T	9	<b>2013</b>  APLICAÇÃO Application / Aplicación Pg. 512	T	11
	G	37.6		G	34.8		G	34.8		G	40.5
	L	50.5		L	75.9		L	82.2		L	75.9
	SPL	10		SPL	14		SPL	10		SPL	14
	ID	12		ID	14.26		ID	14.26		ID	14.26
	D	49		D	60.4		D	60.4		D	60.4
	FAM	047		FAM	091		FAM	091		FAM	091
	CW/CCW	Horário		CW/CCW	Horário		CW/CCW	Horário		CW/CCW	Horário
<b>2014</b>  APLICAÇÃO Application / Aplicación Pg. 512	T	12	<b>2015</b>  APLICAÇÃO Application / Aplicación Pg. 512	T	11	<b>2016</b>  APLICAÇÃO Application / Aplicación Pg. 512	T	10	<b>2017</b>  APLICAÇÃO Application / Aplicación Pg. 513	T	10
	G	38.8		G	40.5		G	27.94		G	33
	L	55.5		L	100		L	82.3		L	69.4
	SPL	16		SPL	-		SPL	16		SPL	10
	ID	12.03		CT	41		ID	11		ID	12.06
	D	53.5		D	-		D	46.5		D	54.5
	FAM	094		FAM	145		FAM	079		FAM	085
	CW/CCW	Horário		CW/CCW	Horário		CW/CCW	Anti-horário		CW/CCW	Horário

T	G	L	SPL	ID	CT	D	FAM	CW/CCW
Nº de Dentes # Of Pinon Teeth # De Los Dientes Del Pinón	Ø Externo (mm) Pinon O.D. Piñon - Ø Externa	Comprimento Total (mm) Length Largo	Nº de Estrias # Of Splines # De Estriás	Ø da Bucha (mm) Pinon I.D. Pinón - Ø Interna	Nº Dentes Coroa # Barrel Gear Teeth # Dientes de la Corona	Ø da Capa (mm) Drive O.D. Ø Externa	Família Family Familia	Horário/Anti Horário Clockwise/Counter Clockwise Horario/Antihorario

<b>2018</b>    APLICAÇÃO Application / Aplicación Pg. 513	T	9	<b>2019</b>    APLICAÇÃO Application / Aplicación Pg. 514	T	12	<b>2020</b>    APLICAÇÃO Application / Aplicación Pg. 514	T	11	<b>2021</b>    APLICAÇÃO Application / Aplicación Pg. 514	T	9
	G	29.6		G	37.1		G	42.7		G	34.8
	L	53.5		L	64.4		L	84		L	76.5
	SPL	10		SPL	16		SPL	9		SPL	10
	ID	12		ID	11		ID	12.06		ID	14.26
	D	46.5		D	47.4		D	54.5		D	60
	FAM	106		FAM	164		FAM	085		FAM	027
	CW/CCW	Anti-horário		CW/CCW	Horário		CW/CCW	Horário		CW/CCW	Horário
<b>2022</b>    APLICAÇÃO Application / Aplicación Pg. 514	T	12	<b>2023</b>    APLICAÇÃO Application / Aplicación Pg. 514	T	8	<b>2026</b>    APLICAÇÃO Application / Aplicación Pg. 515	T	8	<b>2027</b>    APLICAÇÃO Application / Aplicación Pg. 516	T	10
	G	31.8		G	27.2		G	28		G	37.8
	L	52		L	44.3		L	63		L	82
	SPL	8		SPL	5		SPL	6		SPL	10
	ID	13.01		ID	11		ID	11.51		ID	14.26
	D	46.5		D	46.3		D	46.5		D	60
	FAM	112		FAM	047		FAM	047		FAM	027
	CW/CCW	Horário		CW/CCW	Horário		CW/CCW	Horário		CW/CCW	Horário
<b>2028</b>    APLICAÇÃO Application / Aplicación Pg. 517	T	9	<b>2029</b>    APLICAÇÃO Application / Aplicación Pg. 517	T	9	<b>2031</b>    APLICAÇÃO Application / Aplicación Pg. 517	T	9	<b>10003</b>    APLICAÇÃO Application / Aplicación Pg. 517	T	9
	G	27.5		G	36		G	35.5		G	25.82
	L	44		L	96		L	83		L	47
	SPL	8		SPL	-		SPL	-		SPL	6
	ID	12		CT	41		CT	40		ID	12
	D	46.5		D	-		D	-		D	46.5
	FAM	047		FAM	122		FAM	124		FAM	132
	CW/CCW	Horário		CW/CCW	Horário		CW/CCW	Horário		CW/CCW	Horário

T	G	L	FAM	CW/CCW
Nº de Dentes # Of Pinon Teeth # De Los Dientes Del Piñon	Ø Externo (mm) Pinon O.D. Piñon - Ø Externa	Comprimento Total (mm) Length Largo	Família Family Familia	Horário/Anti Horário Clockwise/Counter Clockwise Horario/Antihorario

<b>0032</b>  APLICAÇÃO Application / Aplicación Pg. 518	T	9	<b>0035</b>  APLICAÇÃO Application / Aplicación Pg. 518	T	9	<b>0036</b>  APLICAÇÃO Application / Aplicación Pg. 518	T	11	<b>0078</b>  APLICAÇÃO Application / Aplicación Pg. 518	T	13
	G	29.64		G	34.8		G	41		G	47
	L	72		L	120		L	120		L	61.1
	SPL	-		SPL	-		SPL	-		SPL	-
	FAM	061		FAM	053		FAM	053		FAM	054
	CW/CCW	Anti-horário		CW/CCW	Horário		CW/CCW	Horário		CW/CCW	Horário
<b>0087</b>  APLICAÇÃO Application / Aplicación Pg. 519	T	11	<b>0088</b>  APLICAÇÃO Application / Aplicación Pg. 519	T	11	<b>0089</b>  APLICAÇÃO Application / Aplicación Pg. 519	T	12	<b>0170</b>  APLICAÇÃO Application / Aplicación Pg. 520	T	9
	G	41		G	56		G	46.3		G	29.64
	L	61.1		L	61.1		L	61.1		L	58
	SPL	-		SPL	-		SPL	-		SPL	4
	FAM	054		FAM	054		FAM	054		FAM	064
	CW/CCW	Horário		CW/CCW	Horário		CW/CCW	Horário		CW/CCW	Anti-horário
<b>0171</b>  APLICAÇÃO Application / Aplicación Pg. 520	T	9	<b>0218</b>  APLICAÇÃO Application / Aplicación Pg. 520	T	9	<b>0280</b>  APLICAÇÃO Application / Aplicación Pg. 520	T	10	<b>0380</b>  APLICAÇÃO Application / Aplicación Pg. 520	T	10
	G	29.64		G	34.8		G	29.64		G	29.64
	L	58		L	61.1		L	58		L	58
	SPL	-		SPL	-		SPL	4		SPL	-
	FAM	063		FAM	054		FAM	064		FAM	063
	CW/CCW	Anti-horário		CW/CCW	Horário		CW/CCW	Anti-horário		CW/CCW	Anti-horário
<b>1111</b>  APLICAÇÃO Application / Aplicación Pg. 521	T	9	<b>1181</b>  APLICAÇÃO Application / Aplicación Pg. 521	T	11	<b>1216</b>  APLICAÇÃO Application / Aplicación Pg. 521	T	9	<b>9028</b>  APLICAÇÃO Application / Aplicación Pg. 521	T	12
	G	34.8		G	42.4		G	29.64		G	46.3
	L	75		L	61.1		L	66		L	44.9
	SPL	-		SPL	-		SPL	-		SPL	-
	FAM	054		FAM	054		FAM	061		FAM	401
	CW/CCW	Horário		CW/CCW	Horário		CW/CCW	Horário		CW/CCW	Horário

T	G	L	FAM	CW/CCW
Nº de Dentes # Of Pinon Teeth # De Los Dientes Del Piñon	Ø Externo (mm) Pinon O.D. Piñon - Ø Externa	Comprimento Total (mm) Length Largo	Família Family Familia	Horário/Anti Horário Clockwise/Counter Clockwise Horario/Antihorario

<b>9074</b>    APLICAÇÃO Application / Aplicación Pg. 521	T	11	<b>9186</b>    APLICAÇÃO Application / Aplicación Pg. 522	T	9	<b>9260</b>    APLICAÇÃO Application / Aplicación Pg. 522	T	9	<b>9301</b>    APLICAÇÃO Application / Aplicación Pg. 522	T	11
	G	56.7		G	29.64		G	33		G	40
	L	44.9		L	25.2		L	23.5		L	36
	SPL	-		SPL	18		SPL	18		SPL	16
	FAM	401		FAM	410		FAM	408		FAM	402
	CW/CCW	Horário		CW/CCW	Horário		CW/CCW	Horário		CW/CCW	Horário
<b>9302</b>    APLICAÇÃO Application / Aplicación Pg. 522	T	13	<b>9307</b>    APLICAÇÃO Application / Aplicación Pg. 523	T	11	<b>9349</b>    APLICAÇÃO Application / Aplicación Pg. 523	T	10	<b>9350</b>    APLICAÇÃO Application / Aplicación Pg. 523	T	9
	G	39.5		G	29.3		G	33		G	29.3
	L	36		L	25		L	25.2		L	41
	SPL	16		SPL	18		SPL	18		SPL	18
	FAM	402		FAM	410		FAM	410		FAM	403
	CW/CCW	Horário		CW/CCW	Horário		CW/CCW	Horário		CW/CCW	Horário
<b>9402</b>    APLICAÇÃO Application / Aplicación Pg. 523	T	10	<b>9403</b>    APLICAÇÃO Application / Aplicación Pg. 523	T	9	<b>9426</b>    APLICAÇÃO Application / Aplicación Pg. 523	T	11	<b>9459</b>    APLICAÇÃO Application / Aplicación Pg. 524	T	11
	G	40		G	35.5		G	34.8		G	34.4
	L	36		L	36		L	19		L	40
	SPL	16		SPL	16		SPL	18		SPL	16
	FAM	402		FAM	402		FAM	409		FAM	402
	CW/CCW	Horário		CW/CCW	Horário		CW/CCW	Horário		CW/CCW	Horário
<b>9488</b>    APLICAÇÃO Application / Aplicación Pg. 524	T	9	<b>9492</b>    APLICAÇÃO Application / Aplicación Pg. 524	T	10	<b>9495</b>    APLICAÇÃO Application / Aplicación Pg. 524	T	11	<b>9502</b>    APLICAÇÃO Application / Aplicación Pg. 524	T	13
	G	29.6		G	28.2		G	34.8		G	40.8
	L	87		L	25		L	17.5		L	24.5
	SPL	10		SPL	18		SPL	18		SPL	18
	FAM	406		FAM	410		FAM	409		FAM	408
	CW/CCW	Horário		CW/CCW	Horário		CW/CCW	Horário		CW/CCW	Anti-horário

T	G	L	FAM	CW/CCW
Nº de Dentes # Of Pinon Teeth # De Los Dientes Del Piñon	ø Externo (mm) Pinon O.D. Piñon - ø Externa	Comprimento Total (mm) Length Largo	Família Family Familia	Horário/Anti Horário Clockwise/Counter Clockwise Horario/Antihorario

<b>9504</b>    APLICAÇÃO Application / Aplicación Pg. 525	T	9	<b>9506</b>    APLICAÇÃO Application / Aplicación Pg. 525	T	13	<b>9525</b>    APLICAÇÃO Application / Aplicación Pg. 525	T	8	<b>9526</b>    APLICAÇÃO Application / Aplicación Pg. 525	T	9
	G	29.64		G	40.8		G	28		G	33
	L	25.2		L	23.5		L	94		L	87
	SPL	18		SPL	18		SPL	10		SPL	10
	FAM	410		FAM	407		FAM	406		FAM	406
	CW/CCW	Horário		CW/CCW	Anti-horário		CW/CCW	Anti-horário		CW/CCW	Horário
<b>9527</b>    APLICAÇÃO Application / Aplicación Pg. 525	T	9	<b>9528</b>    APLICAÇÃO Application / Aplicación Pg. 525	T	8	<b>9542</b>    APLICAÇÃO Application / Aplicación Pg. 525	T	9	<b>9566</b>    APLICAÇÃO Application / Aplicación Pg. 526	T	9
	G	36		G	28		G	29.64		G	25.9
	L	87		L	87		L	25.2		L	87
	SPL	10		SPL	10		SPL	18		SPL	10
	FAM	406		FAM	406		FAM	410		FAM	406
	CW/CCW	Horário		CW/CCW	Horário		CW/CCW	Horário		CW/CCW	Horário
<b>9597</b>    APLICAÇÃO Application / Aplicación Pg. 526	T	12	<b>9632</b>    APLICAÇÃO Application / Aplicación Pg. 526	T	11	<b>9678</b>    APLICAÇÃO Application / Aplicación Pg. 526	T	10	<b>9702</b>    APLICAÇÃO Application / Aplicación Pg. 526	T	9
	G	37.18		G	33.8		G	37.8		G	25.9
	L	17.7		L	23.5		L	25.2		L	87
	SPL	20		SPL	18		SPL	18		SPL	10
	FAM	407		FAM	408		FAM	410		FAM	406
	CW/CCW	Horário		CW/CCW	Horário		CW/CCW	Horário		CW/CCW	Horário
<b>9705</b>    APLICAÇÃO Application / Aplicación Pg. 527	T	12	<b>9781</b>    APLICAÇÃO Application / Aplicación Pg. 527	T	10	<b>9791</b>    APLICAÇÃO Application / Aplicación Pg. 527	T	13	<b>10048</b>    APLICAÇÃO Application / Aplicación Pg. 527	T	10
	G	32		G	27.94		G	51.1		G	40.8
	L	14.9		L	14.9		L	18.2		L	23.5
	SPL	18		SPL	18		SPL	20		SPL	18
	FAM	404		FAM	404		FAM	407		FAM	408
	CW/CCW	Horário		CW/CCW	Horário		CW/CCW	Horário		CW/CCW	Horário

T	G	L	FAM	CW/CCW
Nº de Dentes # Of Pinon Teeth # De Los Dientes Del Pinón	Ø Externo (mm) Pinon O.D. Piñon - Ø Externa	Comprimento Total (mm) Length Largo	Família Family Familia	Horário/Anti Horário Clockwise/Counter Clockwise Horario/Antihorario

<b>10049</b>   APLICAÇÃO Application / Aplicación Pg. 527	T	9	<b>12609</b>   APLICAÇÃO Application / Aplicación Pg. 527	T	11	<b>12656</b>   APLICAÇÃO Application / Aplicación Pg. 528	T	9	<b>12657</b>   APLICAÇÃO Application / Aplicación Pg. 528	T	11
	G	29.64		G	41.99		G	35.5		G	41
	L	25.2		L	23.5		L	18.2		L	23
	SPL	18		SPL	18		SPL	19		SPL	20
	FAM	410		FAM	408		FAM	407		FAM	408
	CW/CCW	Horário		CW/CCW	Horário		CW/CCW	Horário		CW/CCW	Horário
<b>12658</b>   APLICAÇÃO Application / Aplicación Pg. 528	T	9	<b>12659</b>   APLICAÇÃO Application / Aplicación Pg. 528	T	9	<b>12660</b>   APLICAÇÃO Application / Aplicación Pg. 528	T	10	<b>12812</b>   APLICAÇÃO Application / Aplicación Pg. 528	T	10
	G	35.5		G	35.5		G	38.8		G	32.6
	L	17.7		L	17.7		L	18.2		L	20.2
	SPL	20		SPL	20		SPL	20		SPL	20
	FAM	407		FAM	407		FAM	407		FAM	407
	CW/CCW	Horário		CW/CCW	Horário		CW/CCW	Horário		CW/CCW	Horário
<b>12839</b>   APLICAÇÃO Application / Aplicación Pg. 529	T	12	<b>12954</b>   APLICAÇÃO Application / Aplicación Pg. 529	T	11	<b>12955</b>   APLICAÇÃO Application / Aplicación Pg. 529	T	10	<b>12956</b>   APLICAÇÃO Application / Aplicación Pg. 529	T	10
	G	44.9		G	40.4		G	32		G	37.8
	L	23.2		L	34.5		L	34.5		L	34.5
	SPL	19		SPL	21		SPL	21		SPL	21
	FAM	404		FAM	402		FAM	402		FAM	402
	CW/CCW	Horário		CW/CCW	Horário		CW/CCW	Horário		CW/CCW	Horário
<b>12957</b>   APLICAÇÃO Application / Aplicación Pg. 529	T	10	<b>12961</b>   APLICAÇÃO Application / Aplicación Pg. 529	T	9	<b>12967</b>   APLICAÇÃO Application / Aplicación Pg. 530	T	12	<b>12972</b>   APLICAÇÃO Application / Aplicación Pg. 530	T	12
	G	40		G	36		G	43.7		G	47
	L	34.5		L	34.5		L	32.1		L	32.2
	SPL	21		SPL	21		SPL	26		SPL	26
	FAM	402		FAM	402		FAM	407		FAM	407
	CW/CCW	Horário		CW/CCW	Horário		CW/CCW	Horário		CW/CCW	Horário

T	G	L	FAM	CW/CCW
Nº de Dentes # Of Pinon Teeth # De Los Dientes Del Piñon	Ø Externo (mm) Pinon O.D. Piñon - Ø Externa	Comprimento Total (mm) Length Largo	Família Family Familia	Horário/Anti Horário Clockwise/Counter Clockwise Horario/Antihorario

<b>13017</b>    APLICAÇÃO Application / Aplicación Pg. 530	T	11	<b>13018</b>    APLICAÇÃO Application / Aplicación Pg. 530	T	-	<b>13021</b>    APLICAÇÃO Application / Aplicación Pg. 530	T	11	<b>13104</b>    APLICAÇÃO Application / Aplicación Pg. 530	T	11
	G	33.8		G	-		G	35.4		G	56.7
	L	18.8		L	-		L	18.2		L	103.9
	SPL	18		SPL	-		SPL	19		SPL	7
	FAM	409		FAM	425		FAM	407		FAM	417
	CW/CCW	Horário		CW/CCW	-		CW/CCW	Anti-horário		CW/CCW	Horário
<b>13105</b>    APLICAÇÃO Application / Aplicación Pg. 530	T	12	<b>13106</b>    APLICAÇÃO Application / Aplicación Pg. 530	T	12	<b>13117</b>    APLICAÇÃO Application / Aplicación Pg. 531	T	11	<b>13118</b>    APLICAÇÃO Application / Aplicación Pg. 531	T	12
	G	46.53		G	43.8		G	56.7		G	46.53
	L	103.9		L	103.9		L	27		L	27
	SPL	7		SPL	7		SPL	28		SPL	28
	FAM	417		FAM	407		FAM	409		FAM	409
	CW/CCW	Horário		CW/CCW	Horário		CW/CCW	Horário		CW/CCW	Horário
<b>13119</b>    APLICAÇÃO Application / Aplicación Pg. 531	T	12	<b>13130</b>    APLICAÇÃO Application / Aplicación Pg. 531	T	12	<b>13131</b>    APLICAÇÃO Application / Aplicación Pg. 531	T	11	<b>13132</b>    APLICAÇÃO Application / Aplicación Pg. 532	T	12
	G	43.7		G	46.36		G	56.7		G	43.7
	L	27		L	26		L	26		L	26
	SPL	28		SPL	23		SPL	23		SPL	23
	FAM	409		FAM	409		FAM	407		FAM	407
	CW/CCW	Horário		CW/CCW	Horário		CW/CCW	Horário		CW/CCW	Horário
<b>13138</b>    APLICAÇÃO Application / Aplicación Pg. 532	T	10	<b>13224</b>    APLICAÇÃO Application / Aplicación Pg. 532	T	9	<b>13268</b>    APLICAÇÃO Application / Aplicación Pg. 532	T	22	<b>13272</b>    APLICAÇÃO Application / Aplicación Pg. 532	T	9
	G	39.67		G	36		G	51.5		G	25.8
	L	26		L	92.2		L	44.5		L	38.4
	SPL	23		SPL	11		SPL	-		SPL	-
	FAM	407		FAM	406		FAM	420		FAM	405
	CW/CCW	Horário		CW/CCW	Horário		CW/CCW	Horário		CW/CCW	Horário



T	G	L	FAM	CW/CCW
Nº de Dentes # Of Pinon Teeth # De Los Dientes Del Piñon	ø Externo (mm) Pinon O.D. Piñon - ø Externa	Comprimento Total (mm) Length Largo	Família Family Familia	Horário/Anti Horário Clockwise/Counter Clockwise Horario/Antihorario

13273				13274				13275				13332			
		T	9			T	11			T	9			T	11
		G	25.8			G	30			G	25.82			G	36
		L	36.4			L	30.4			L	30.4			L	34.2
		SPL	-			SPL	-			SPL	-			SPL	-
		FAM	405			FAM	405			FAM	405			FAM	405
APLICAÇÃO Application / Aplicación Pg. 532		CW/CCW	Horário	APLICAÇÃO Application / Aplicación Pg. 532		CW/CCW	Horário	APLICAÇÃO Application / Aplicación Pg. 533		CW/CCW	Horário	APLICAÇÃO Application / Aplicación Pg. 533		CW/CCW	Horário

13333				13336				13462				13552			
		T	9			T	10			T	12			T	12
		G	25.8			G	27.94			G	46.36			G	46
		L	23			L	33.7			L	23.5			L	32.2
		SPL	-			SPL	-			SPL	23			SPL	26
		FAM	411			FAM	421			FAM	409			FAM	409
APLICAÇÃO Application / Aplicación Pg. 533		CW/CCW	Horário	APLICAÇÃO Application / Aplicación Pg. -		CW/CCW	Horário	APLICAÇÃO Application / Aplicación Pg. 533		CW/CCW	Horário	APLICAÇÃO Application / Aplicación Pg. 533		CW/CCW	Horário

13571															
		T	10												
		G	38.8												
		L	19.1												
		SPL	20												
		FAM	407												
APLICAÇÃO Application / Aplicación Pg. 533		CW/CCW	Horário												



T	G	L	SPL	FAM	CW/CCW
Nº de Dentes # Of Pinon Teeth # De Los Dientes Del Pinón	ø Externo (mm) Pinon O.D. Piñon - ø Externa	Comprimento Total (mm) Length Largo	Nº de Estrias # Of Splines # De Estriás	Família Family Familia	Horário/Anti Horário Clockwise/Counter Clockwise Horario/Antihorario


0121	1.01.0121.0		0122	1.01.0122.0		0201	1.01.0201.0		0204	1.01.0204.0	
	T	-		T	-		T	-		T	-
	G	-		G	-		G	-		G	-
	L	-		L	-		L	-		L	-
	SPL	-		SPL	-		SPL	-		SPL	-
	FAM	057		FAM	059		FAM	066		FAM	056
	CW/CCW	-		CW/CCW	-		CW/CCW	-		CW/CCW	-
APLICAÇÃO Application / Aplicación Pg. 534		APLICAÇÃO Application / Aplicación Pg. 534		APLICAÇÃO Application / Aplicación Pg. 534		APLICAÇÃO Application / Aplicación Pg. 534		APLICAÇÃO Application / Aplicación Pg. 534			

A	B	D	d	SPL	CW/CCW
Comprimento Livre do Eixo Shaft Free Length Largo Libre del Eje	Comprimento Eixo até Canal Shaft Length up to the Chanel Largo del Eje Hasta Canal	ø Eixo ø Shaft ø Eje	ø Bucha Eixo ø Shaft Bushing ø Buje Eje	Nº Estrías Engrenagem Nr. Splines Nº Estrías	Horário/Anti Horário Clockwise/Counter Clockwise Horario/Antihorario


12675		
	A	98.7
	B	17.3
	D	13.96
	d	8.04
	SPL	10
APLICAÇÃO Application / Aplicación Pg. 535		CW/CCW Horário

12681		
	A	97.3
	B	19.5
	D	11.96
	d	8.04
	SPL	10
APLICAÇÃO Application / Aplicación Pg. 535		CW/CCW Horário

12682		
	A	98.7
	B	17.3
	D	11.96
	d	8.04
	SPL	10
APLICAÇÃO Application / Aplicación Pg. 535		CW/CCW Horário

12683		
	A	92.1
	B	21.3
	D	11.96
	d	8.04
	SPL	10
APLICAÇÃO Application / Aplicación Pg. 535		CW/CCW Horário


12684		
	A	119.7
	B	16.3
	D	13.96
	d	8.04
	SPL	10
APLICAÇÃO Application / Aplicación Pg. 535		CW/CCW Horário


12685		
	A	115.8
	B	21.5
	D	11.96
	d	8.04
	SPL	10
APLICAÇÃO Application / Aplicación Pg. 536		CW/CCW Anti-horário

12686		
	A	119.7
	B	19
	D	11.96
	d	8.04
	SPL	10
APLICAÇÃO Application / Aplicación Pg. 536		CW/CCW Horário

12687		
	A	136.2
	B	19.3
	D	11.96
	d	8.04
	SPL	10
APLICAÇÃO Application / Aplicación Pg. 536		CW/CCW Anti-horário

12688		
	A	126.7
	B	23.3
	D	13.96
	d	8.04
	SPL	10
APLICAÇÃO Application / Aplicación Pg. 536		CW/CCW Horário


12689		
	A	94.7
	B	20.9
	D	11.96
	d	8.04
	SPL	10
APLICAÇÃO Application / Aplicación Pg. 536		CW/CCW Horário


12690		
	A	92.1
	B	20.1
	D	11.96
	d	8.04
	SPL	10
APLICAÇÃO Application / Aplicación Pg. 536		CW/CCW Anti-horário

12692		
	A	119.7
	B	18.8
	D	13.96
	d	8.04
	SPL	10
APLICAÇÃO Application / Aplicación Pg. 537		CW/CCW Horário

12717		
	A	80
	B	15.8
	D	11.96
	d	7.06
	SPL	12
APLICAÇÃO Application / Aplicación Pg. 537		CW/CCW Horário

12720		
	A	79
	B	15
	D	11.94
	d	8.04
	SPL	12
APLICAÇÃO Application / Aplicación Pg. 537		CW/CCW Horário


12841		
	A	80.8
	B	2.5
	D	14.2
	d	8.04
	SPL	16
APLICAÇÃO Application / Aplicación Pg. 537		CW/CCW Horário


13544		
	A	80.7
	B	-
	D	11.95
	d	10
	SPL	7
APLICAÇÃO Application / Aplicación Pg. 538		CW/CCW Horário


A	B	D	d	SPL	CW/CCW
Comprimento Livre do Eixo Shaft Free Length Largo Libre del Eje	Comprimento Eixo até Canal Shaft Length up to the Chanel Largo del Eje Hasta Canal	ø Eixo ø Shaft ø Eje	ø Bucha Eixo ø Shaft Bushing ø Buje Eje	Nº Estrías Engrenagem Nr. Splines Nº Estrías	Horário/Anti Horário Clockwise/Counter Clockwise Horario/Antihorario

13545		
	A	80.7
	B	-
	D	11.95
	d	10
	SPL	6
APLICAÇÃO Application / Aplicación Pg. 538		
	CW/CCW	Horário

12693		
	A	-
	B	-
	D	-
	d	-
	SPL	-
APLICAÇÃO Application / Aplicación Pg. 539		
	CW/CCW	-

12694		
	A	-
	B	-
	D	-
	d	-
	SPL	-
APLICAÇÃO Application / Aplicación Pg. 539		
	CW/CCW	-

12695		
	A	-
	B	-
	D	-
	d	-
	SPL	-
APLICAÇÃO Application / Aplicación Pg. 539		
	CW/CCW	-

12718		
	A	-
	B	-
	D	-
	d	-
	SPL	-
APLICAÇÃO Application / Aplicación Pg. 539		
	CW/CCW	-

12719		
	A	-
	B	-
	D	-
	d	-
	SPL	-
APLICAÇÃO Application / Aplicación Pg. 539		
	CW/CCW	-

12721		
	A	-
	B	-
	D	-
	d	-
	SPL	-
APLICAÇÃO Application / Aplicación Pg. 540		
	CW/CCW	-

12722		
	A	-
	B	-
	D	-
	d	-
	SPL	-
APLICAÇÃO Application / Aplicación Pg. 540		
	CW/CCW	-

12786		
	A	-
	B	-
	D	-
	d	-
	SPL	-
APLICAÇÃO Application / Aplicación Pg. 540		
	CW/CCW	-

**0001****IMPULSOR DE PARTIDA DO MOTOR DE ARRANQUE**

STARTER DRIVE / IMPULSOR DE PARTIDA

FOTO / Photo pg. 248

## APLICAÇÃO / Application / Aplicación

Ford: F100 | F350 | F600 | Galaxie ...05/1970 | Landau ...05/1970

## MOTOR

Wapsa: MPF6 | MPF7 | MALF2 | MALF3 | MALW2 | MALW3 | MALW12 | MALW14

## EQUIVALENTE / Equivalent

Wapsa: 224001

**0005****IMPULSOR DE PARTIDA DO MOTOR DE ARRANQUE**

STARTER DRIVE / IMPULSOR DE PARTIDA

FOTO / Photo pg. 248

## APLICAÇÃO / Application / Aplicación

Willys: Aero Willys ...05/1970 | Itamaraty ...05/1970 | Jeep ...05/1970 | Pick Up ...05/1970 | Rural ...05/1970

## EQUIVALENTE / Equivalent

Wapsa: 224001

**0006****IMPULSOR DE PARTIDA DO MOTOR DE ARRANQUE**

STARTER DRIVE / IMPULSOR DE PARTIDA

FOTO / Photo pg. 248

## APLICAÇÃO / Application / Aplicación

Volkswagen: Fusca 1200 | Fusca 1300 | Fusca Sedan 1.2 | Karmann Ghia | Kombi 1.2

## MOTOR

Bosch: 0001205005 | 0001205012 | 0001205016 | 9000082000

## EQUIVALENTE / Equivalent

Bosch: 9001082421 - Lucas Indiel: 223101 - Volkswagen: 111911335B

**0010****IMPULSOR DE PARTIDA DO MOTOR DE ARRANQUE**

STARTER DRIVE / IMPULSOR DE PARTIDA

FOTO / Photo pg. 248

## APLICAÇÃO / Application / Aplicación

General Motors/Chevrolet: Pick Up C10 1964... | Pick Up C14 1964... | Pick Up C15 1964...

## EQUIVALENTE / Equivalent

Bosch: 1987BE0125 - Lester: 3639 | 3690 | 4238 - Lucas: TDB070 - Lucas Indiel: 221710 - Remy: 07363070 - Wapsa: 224034

**0013****IMPULSOR DE PARTIDA DO MOTOR DE ARRANQUE**

STARTER DRIVE / IMPULSOR DE PARTIDA

FOTO / Photo pg. 248

## APLICAÇÃO / Application / Aplicación

General Motors/Chevrolet: C20 | Pick Up Apache - Opel: Ascona | Blitz | Kadett B, C | Manta | Rekord B, C

## MOTOR

Remy: 1107208 | 1107223 | 1107270 | 1107272 | 1107279 | 1107354 | 1107389 | 1107397 | 1107398 | 1107641 | 1107652 | 1107653 | 1107655 | 1107657 | 1107661 | 1107665 | 1107668

## EQUIVALENTE / Equivalent

Chrysler: DR1900 - Lester: 3630 | 3637 | 3639 | 3643 | 3690 | 4150 | 4161 | 4222 | 4238 | 4247 - Lucas Indiel: 223137 - Remy: D2003 | D2028 | 1932185 | 1932188 | 1939506 | 1974355 - WAI: 4304 | 54105 - Ww: 480466

**0015****IMPULSOR DE PARTIDA DO MOTOR DE ARRANQUE**

STARTER DRIVE / IMPULSOR DE PARTIDA

FOTO / Photo pg. 248

## APLICAÇÃO / Application / Aplicación

Alfa Romeo: JK2000 | JK2150 - Audi: 1000 - BMW: 2600 | 2600L | 3200 | 3200CS | 503 - Ford: 12 M | 15 M | 17 M | Maverick 6 Cil | Transit 1.0 1250cc | Transit 1000 - Mercedes Benz: 108B | 190B - Opel: Blitz 1.9 | Kapitän P | Rekord PII - Puma: Puma GT Malzoni - Volvo: 121 1958...1964 | 122 1958...1964

## MOTOR

Bosch: NN9 | 0001201009 | 0001201010 | 0001203008 | 0001203024 | 0001203025 | 0001203026 | 0001205017 | 0001304002 | 0001304012 | 0001304013 | 0001305008 | 0001352003 | 9000082001 | 9000082015

## EQUIVALENTE / Equivalent

Bosch: 1006208030 | 1006208036 | 1006209010 | 1006209011 | 1006209013 | 1006209015 | 1006209016 | 1006209123 | 1006209124 | 1006209901 | 1006209903 | 9001082014 | 9001082016 | 9001082423 | 9001082429 | F000AL1876 - Lester: 16313 | 16314 | 16320 | 16345 | 16346 - Lucas Indiel: 223138 - Volkswagen: 80415

**0020****IMPULSOR DE PARTIDA DO MOTOR DE ARRANQUE**

STARTER DRIVE / IMPULSOR DE PARTIDA

FOTO / Photo pg. 248

**APLICAÇÃO / Application / Aplicación****General Motors/Chevrolet:** 400 | Buick | C20 | Opala 4 e 6 cil | Silverado gasolina - **Willys:** Jeep 1969...1971**MOTOR****Remy:** 1107163 | 1107219 | 1107233 | 1107237 | 1107242 | 1107248 | 1107259 | 1107260 | 1107266 | 1107273 | 1107274 | 1107286 | 1107289 | 1107293 | 1107294 | 1107298 | 1107299 | 1107301 | 1107302 | 1107303 | 1107306 | 1107307 | 1107313 | 1107314 | 1107315 | 1107316 | 1107317 | 1107320 | 1107321 | 1107330 | 1107331 | 1107336 | 1107340 | 1107342 | 1107345 | 1107346 | 1107347 | 1107349 | 1107352 | 1107353 | 1107355 | 1107360 | 1107361 | 1107363 | 1107365 | 1107367 | 1107368 | 1107369 | 1107370 | 1107371 | 1107372 | 1107373 | 1107374 | 1107889**EQUIVALENTE / Equivalent****Bosch:** 1987BE0000 - **Chrysler:** DR1902 | DR1905 - **Lester:** 3503 | 3504 | 3505 | 3507 | 3508 | 3510 | 3524 | 3525 | 3533 | 3535 | 3546 | 3550 | 3551 | 3552 | 3553 | 3554 | 3557 | 3560 | 3561 | 3563 | 3564 | 3565 | 3568 | 3569 | 3571 | 3627 | 3629 | 3631 | 3633 | 3635 | 3649 | 3666 | 3674 | 3686 | 3689 | 3691 | 3696 | 3733 | 3800 | 3838 | 4038 | 4208 | 4247 | 4253 | 4263 | 4347 | 4724 | 6303 | 6311 | 6375 | 3508M | 3510M - **Lucas Indiel:** 223102 - **Remy:** D2008 | D2014 | D2020 | D2049 | 1108481 | 1875687 | 1935827 | 1935829 | 1945842 | 1947727 | 1954842 | 1954867 | 1965538 | 1965723 | 1965923 | 10456422 - **WAI:** 54101 | 54180**0022****IMPULSOR DE PARTIDA DO MOTOR DE ARRANQUE**

STARTER DRIVE / IMPULSOR DE PARTIDA

FOTO / Photo pg. 248

**APLICAÇÃO / Application / Aplicación****Clark:** Empilhadeira CFY40 Willys 6 cil ...1977 | Empilhadeira CFY50 Willys 6 cil ...1977**MOTOR****Wapsa:** MPC1 | MALI1 | MALBD1 | MALBD2**EQUIVALENTE / Equivalent****Lucas Indiel:** 223140 - **Wapsa:** 224002**0024****IMPULSOR DE PARTIDA DO MOTOR DE ARRANQUE**

STARTER DRIVE / IMPULSOR DE PARTIDA

FOTO / Photo pg. 248

**APLICAÇÃO / Application / Aplicación****Case:** 580/E/CK (Perkins) Perkins | Pá Carregadeira W7 com motor Perkins 6 cil | Retroescavadeira 580 Perkins 4 cil | Retroescavadeira 580CK Perkins 4cil | Retroescavadeira 580E Perkins 4 cil | Retroescavadeira 580H - **CBT:** Trator 1000 Perkins 4 e 6 cil | Trator 1090 Perkins 4 e 6 cil | Trator 1100 Perkins 4 e 6 cil | Trator 8240 Perkins 4236 - **Chrysler:** Dodge D400 Perkins 4 cil - **Clark:** Empilhadeira 135 | Empilhadeira 155 | Empilhadeira 50 | Empilhadeira 60 | Empilhadeira C-300 | Empilhadeira C-500 | Empilhadeira HY 40 | Empilhadeira Y110 | Pá Carregadeira Michigan 75A | Pá Carregadeira Michigan 75II | Pá Carregadeira Michigan 75III | PK4236 Pick Up - **Ford:** 4600 | 5600 | 6600 4 cil | F11000 Perkins 6 cil | F12000 Perkins 6 cil Diesel | F13000 Perkins 6 cil Diesel | F2000 Ford 4 cil | F4000 Ford 4 cil **General Motors/Chevrolet:** D20 1991... | Especial/Special com motor Perkins 6 cil | Pick Up Perkins 4 cil - **Massey Ferguson:** MF220 | MF235 | MF250 | MF275 | MF285 | MF290 | MF290 RA Perkins 4236 | MF296 | MF3366 | MF400 | MF50X | MF55X | MF65R | MF65X | MF85X | MF95I | MF95X 11/1971...08/1977 **New Holland:** 4600 motor diesel 4 cil | 4610 motor diesel 4 cil | 5600 motor diesel 4 cil | 5610 motor diesel 4 cil | 6600 motor diesel 4 cil | 6610 motor diesel 4 cil | 7610 motor diesel 4 cil - **Perkins:** 248 Trator CBT 8240 01/1984... | 4236 A Trator MF 275, 275/4 04/1976... | A6.358 Trator Ideal 9110 08/1989... | GM, Ford, Dodge, CBT, Case Motor 4 e 6 cil | Motor Industrial 3152, 4203, 4236 | Motor Industrial 6354.4, 6358 | Trator 283, 290/4 | Trator 290, 290/4 | Trator 292, 292 turbo | Trator 9130, 9150, 9170 | Trator MF 283 | Trator MF 296/4, 296, 400 04/1976... - **Volkswagen:** 6.80 com motor Perkins**MOTOR****Bosch:** 9000453001 | 9000453004 | 9000453005 | 9000453006 | 9000453009 | 9000453011 | 9000453014 | 9000453015 | 9000453016 | 9000453017 | 9000453019 | 9000453028 | 9000453032 | 9000453034 | 9000453038 | 9000453041 | 9000453042 | 9000453043 | 9000453046 | 9000453047 | 9000453049 | 9000453050 | 9000453051 | 9000453052 | 9000453054 | 9000453059 | 9000453061 - **Wapsa:** MPB1 | MPB2 | MPF8 | MPN2 | MALP2 | MPB11 | MPB17 | MPB18 | MPB23 | MPB31 | MPB33 | MPB49 | MPB50 | MPB59 | MPB60 | MPB63 | MPB70 | MPC69 | MPMF3 | MALMF2 | MALTF1 | MALTF2 | MPJ1074**EQUIVALENTE / Equivalent****Bosch:** 9001453333 | 9001453334 | 9001453338 - **General Motors/Chevrolet:** 07328970 - **Lucas:** TNB460 - **Lucas Indiel:** 222460 - **Volkswagen:** 04128642 | BC4N11350A - **Wapsa:** 2244 | 224004 | 224038 | 224043 | 2244036**0025****IMPULSOR DE PARTIDA DO MOTOR DE ARRANQUE**

STARTER DRIVE / IMPULSOR DE PARTIDA

FOTO / Photo pg. 248

**APLICAÇÃO / Application / Aplicación****Ford:** F100 | F1000 | F150 - **Mercedes Benz:** Caminhão com motor 0321H 12/1973... | Caminhão com motor 0321H2 12/1973... | Caminhão com motor 321 12/1973... | Ônibus - **Toyota:** Bandeirante - **Volkswagen:** 81**MOTOR****Wapsa:** MPT2 | MALT1 | MPB19 | MPT2N | MALMWM3 | MALMWM4**EQUIVALENTE / Equivalent****Bosch:** 9001453391 - **Lucas:** TNB463 - **Lucas Indiel:** 222463 - **Mercedes Benz:** 3431517113 - **Wapsa:** 224010

**0028****IMPULSOR DE PARTIDA DO MOTOR DE ARRANQUE**

STARTER DRIVE / IMPULSOR DE PARTIDA

FOTO / Photo pg. 248

## APLICAÇÃO / Application / Aplicación

**Agrale:** TX1600 MWM-D 229-3 ...12/1984 - **Lamborghini:** 226 | 230 | 340 | 452 | 90-2 | 90-4 | LDA 78/4 - **Mercedes Benz:** 180DB | 190DB | L319D | L405 | L406 | O2319D - **MWM:** D2253 | D2254 | D2293 - **Perkins:** 6.354/4 Trator CBT 8260 4x4 01/1984... - **Renault:** 7052 - **Valmet:** 10 | 11 | 110ID MWM-D 225-6 ...07/1977 | 15 | 22 | 30 | 35 | 50DA | 62ID MWM-D 225-3 ...07/1985 | 65ID MWM-D 225-3 ...07/1985 | 68 ...07/1985 | 68 Cafeeiro ...07/1985 | 68 Especial MWM-D 229-3 ...07/1985 | 85ID MWM-D 229-3 ...07/1977

## MOTOR

**Bosch:** 0001354016 | 0001354064 | 0001354076

## EQUIVALENTE / Equivalent

**Bosch:** 2006209043 | 2006209068 | 2006209183 | 2006209212 | 2006209900 | 2006209915 - **Italacciai:** SD061 - **Lester:** 16365 - **Lucas:** TNB044 - **Lucas Indiel:** 223103 - **WAI:** 549125

**0034****IMPULSOR DE PARTIDA DO MOTOR DE ARRANQUE**

STARTER DRIVE / IMPULSOR DE PARTIDA

FOTO / Photo pg. 248

## APLICAÇÃO / Application / Aplicación

**Case:** Pá Carregadeira W20 ...09/1976 - **CBT:** Oliver 1020 ...09/1976 | Oliver 1065 ...09/1976 | Oliver 1105 ...09/1976 | Oliver 950 ...09/1976 - **Chrysler:** Dodge D950 MWM ...07/1977 - **Clark:** Pá Carregadeira Michigam 55A ...09/1976 | Pá Carregadeira Michigam 65R ...09/1976 | Pá Carregadeira Michigam 75III ...09/1976

**Massey Ferguson:** MF85 - **Mercedes Benz:** 1111 (OM321) | 1113 | 1313 | 1316 | 1513 | 1516 | 2013 | 2015 | 2213 (OM352) | 2216 (OM352A) | L408DG | L508G | L608DG | LP608 | LP808 | Micro ônibus L608D (OM314) | O362 MWM D226-4 ...09/1976 | O362A Autolite | OM314 | OM321 | OM321 marítimo 1959 ED | OM324 | OM324 marítimo 1961 ED | OM326 | OM326 marítimo 1963 | OM352 | OM352A | U54 | U66 | U72 | U80 - **MWM:** Motor D2256 ...07/1977 - **Toyota:** Bandeirante MBB-OM314 ...09/1976

## MOTOR

**Bosch:** 0001358030 | 9000082020 | 9000083001 | 9000083011 | 9000083012 | 9000083014 | 9000083018 | 9000083020 | 9000083029

## EQUIVALENTE / Equivalent

**Bosch:** 9001083440 - **Lucas:** TNB461 - **Lucas Indiel:** 222461 - **Mercedes Benz:** 3431517113**0039****IMPULSOR DE PARTIDA DO MOTOR DE ARRANQUE**

STARTER DRIVE / IMPULSOR DE PARTIDA

FOTO / Photo pg. 248

## APLICAÇÃO / Application / Aplicación

**John Deere:** Trator Triunfo

## MOTOR

**Autolite Prestolite:** MAY4147 | MBJ4115 - **Remy:** 728K | 1107117 | 1107146 | 1107513 | 1107537 | 1108105 | 1108108 | 1108110 | 1108451 | 1108452 | 1108453 | 1108454 | 1108456

## EQUIVALENTE / Equivalent

**Lester:** 4056 | 4577 | 4678 | 5648 - **Lucas Indiel:** 223409 - **Remy:** D2001 | 1839099 | 1874133**0041****IMPULSOR DE PARTIDA DO MOTOR DE ARRANQUE**

STARTER DRIVE / IMPULSOR DE PARTIDA

FOTO / Photo pg. 248

## APLICAÇÃO / Application / Aplicación

**Ford:** Caminhão 1954...1960 - **Massey Ferguson:** MF1956 - **New Holland:** Super Major Diesel

## MOTOR

**Lucas Indiel:** 26132A/F | 26132H/R | 26143A/H | 26143J/Q | 26172A/L

## EQUIVALENTE / Equivalent

**Lester:** 16603 | 16604 | 16660 - **Lucas:** 291484 | TLB165 | 54244389 - **WAI:** 549219**0043****IMPULSOR DE PARTIDA DO MOTOR DE ARRANQUE**

STARTER DRIVE / IMPULSOR DE PARTIDA

FOTO / Photo pg. 248

## APLICAÇÃO / Application / Aplicación

**Massey Ferguson:** MF235 ...1986 | MF235 PER-A 3152 - **Perkins:** A3.152 Trator MF 235 | Motor Motor 4 e 6 cil | Trator MF 265

## MOTOR

**Bosch:** 9000083000

## EQUIVALENTE / Equivalent

**Bosch:** 9001083445 - **Lucas:** TNB445**0044****IMPULSOR DE PARTIDA DO MOTOR DE ARRANQUE**

STARTER DRIVE / IMPULSOR DE PARTIDA

FOTO / Photo pg. 248

## APLICAÇÃO / Application / Aplicación

**Ford:** Belina I | Corcel I

**0044****IMPULSOR DE PARTIDA DO MOTOR DE ARRANQUE**

STARTER DRIVE / IMPULSOR DE PARTIDA

FOTO / Photo pg. 248

**MOTOR****Bosch:** 0001203016 | 0001305016 | 0001308006 | 9000082005 | 9000082010**EQUIVALENTE / Equivalent****Bosch:** 1006209012 | 1006209014 | 1006209017 | 1006209125 | 1006209902 | 9001082417 - **Lester:** 16326 | 16332 | 16360 - **Lucas:** TMB484 - **Lucas Indiel:** 221484**Volkswagen:** 85357**0045****IMPULSOR DE PARTIDA DO MOTOR DE ARRANQUE**

STARTER DRIVE / IMPULSOR DE PARTIDA

FOTO / Photo pg. 249

**APLICAÇÃO / Application / Aplicación****General Motors/Chevrolet:** C10 | C75 | Caravan 1976... | Opala 1976... | Pick Up C10 1976... | Pick Up C15 1976... - **Puma:** Puma GTB GM4100**EQUIVALENTE / Equivalent****Bosch:** 1987BE0122 - **General Motors/Chevrolet:** 01954842 - **Lucas:** TDB045 - **Lucas Indiel:** 221711 - **Wapsa:** 224033**0046****IMPULSOR DE PARTIDA DO MOTOR DE ARRANQUE**

STARTER DRIVE / IMPULSOR DE PARTIDA

FOTO / Photo pg. 249

**APLICAÇÃO / Application / Aplicación****General Motors/Chevrolet:** Opala ...06/1978**MOTOR****Bosch:** 9000082006 | 9000082022**EQUIVALENTE / Equivalent****Bosch:** 9001082177 | 9001082419 - **General Motors/Chevrolet:** 07325345 - **Lucas:** TMB419 - **Volkswagen:** 9307667**0049****IMPULSOR DE PARTIDA DO MOTOR DE ARRANQUE**

STARTER DRIVE / IMPULSOR DE PARTIDA

FOTO / Photo pg. 249

**APLICAÇÃO / Application / Aplicación****Chrysler:** Dodge D100 | Dodge D400 | Dodge D700**EQUIVALENTE / Equivalent****Wapsa:** 224014**0050****IMPULSOR DE PARTIDA DO MOTOR DE ARRANQUE**

STARTER DRIVE / IMPULSOR DE PARTIDA

FOTO / Photo pg. 249

**APLICAÇÃO / Application / Aplicación****Chrysler:** Dodge Chrysler 1962...1975 - **Dodge:** Coronado | GTX | Polara**MOTOR****Autolite Prestolite:** MZ4205 | MZZ4658 | MHB4011R | MHB4012R | MHB4013R - **Chrysler:** 1889297 | 2095122 | 2095150 | 2095254 | 3656650 - **Remy:** 1107650 | 1107651 | 1107666 | 1107748 | 1107749**EQUIVALENTE / Equivalent****Bosch:** 1987BE0001 - **Chrysler:** CH1920 | CH1922 | CH1925 | CH1927 | 2095122 | 2095397 | 2444651 | 2444658 | 3755085 | 3874045 | 4094174 - **Ford:** 2900804**Lester:** 3250 | 3257 | 3258 - **Lucas Indiel:** 221903 - **Remy:** C2001 | D2018 | 1939444 | 1972282 - **WAI:** 3259**0051****IMPULSOR DE PARTIDA DO MOTOR DE ARRANQUE**

STARTER DRIVE / IMPULSOR DE PARTIDA

FOTO / Photo pg. 249

**APLICAÇÃO / Application / Aplicación****Case:** Pá Carregadeira - **Detroit:** Caminhão GM com Motor 4.53 | Pá Carregadeira Case com Motor 4.53**MOTOR****Remy:** 1107251 | 1107343 | 1107344 | 1107504 | 1107510 | 1107527 | 1107534 | 1107538 | 1107553 | 1107567 | 1107581 | 1107587 | 1107588 | 1107600 | 1107875 | 1108239 | 1108636 | 1108641 | 1108643 | 1108652 | 1108653 | 1108661 | 1108692 | 1109140 | 1109196 | 1113007 | 1113010 | 1113013 | 1113038 | 1113050 | 1113052 | 1113056 | 1113059 | 1113064 | 1113066 | 1113075 | 1113084 | 1113089 | 1113097 | 1113099 | 1113100 | 1113101 | 1113110 | 1113111 | 1113116 | 1113121 | 1113124 | 1113128 | 1113130 | 1113133 | 1113136 | 1113137 | 1113142 | 1113143 | 1113145 | 1113150 | 1113153 | 1113154 | 1113156 | 1113157 | 1113158**EQUIVALENTE / Equivalent****Lester:** 3276 | 3279 | 3280 | 3729 | 3793 | 3804 | 3852 | 3873 | 3943 | 3953 | 3977 | 3992 | 4280 | 4387 | 4882 | 4883 | 4893 | 4999 | 6181 | 6185 | 6188 | 6198 | 6519**Lucas Indiel:** 223153 - **Remy:** D2017 | D2107 | D4123 | 1851430 | 1875852 | 1877353 | 1877354 | 1932890 | 1934488 | 1940134 | 1940138 | 1951180 | 1952486 | 1965358 | 1967042 - **WAI:** 54112

**0052****IMPULSOR DE PARTIDA DO MOTOR DE ARRANQUE**

STARTER DRIVE / IMPULSOR DE PARTIDA

FOTO / Photo pg. 249

**APLICAÇÃO / Application / Aplicación****Case:** Pá Carregadeira**MOTOR**

**Remy:** 1107203 | 1107234 | 1107245 | 1107280 | 1107308 | 1107332 | 1107356 | 1107364 | 1107377 | 1107378 | 1107379 | 1107393 | 1107501 | 1107516 | 1107523 | 1107546 | 1107547 | 1107550 | 1107556 | 1107558 | 1107559 | 1107571 | 1107572 | 1107583 | 1107584 | 1107598 | 1107680 | 1107734 | 1107771 | 1107874 | 1107879 | 1108033 | 1108042 | 1108051 | 1108161 | 1108250 | 1108251 | 1108323 | 1108340 | 1108341 | 1108393 | 1108438 | 1108501 | 1108662 | 1108665 | 1108672 | 1108769 | 1109081 | 1109192 | 1109259 | 1117335 | 1117356 | 1117364 | 1117377

**EQUIVALENTE / Equivalent**

**Lester:** 3281 | 3282 | 3870 | 3883 | 3964 | 3966 | 4046 | 4098 | 4151 | 4167 | 4200 | 4201 | 4202 | 4217 | 4224 | 4239 | 4243 | 4244 | 4246 | 4249 | 4254 | 4283 | 4286 | 4326 | 4328 | 4388 | 4393 | 4408 | 4500 | 4506 | 4508 | 4509 | 4545 | 4597 | 4723 | 4996 | 6147 | 6148 | 6157 | 6180 | 6521 | 6740 - **Remy:** D2005 | D2009 | D2021 | 0800026 | 1852410 | 1852570 | 1852970 | 1892899 | 1929402 | 1930802 | 1935992 | 1946220 | 1952410 - **WAI:** 54136

**0053****IMPULSOR DE PARTIDA DO MOTOR DE ARRANQUE**

STARTER DRIVE / IMPULSOR DE PARTIDA

FOTO / Photo pg. 249

**APLICAÇÃO / Application / Aplicación**

**Ford:** Club 8 Cil 4.3L 4261cc 260cid 1963...1964 | Club 8 Cil 4.7L 4727cc 289cid 1963...1964 | Club Wagon 8 Cil 4.3L 4261cc 260cid 1963...1964 | Club Wagon 8 Cil 4.7L 4727cc 289cid 1963...1964 | Country Sedan 6 Cil 3.9L 240cid 1963...1964 | Country Sedan 6 Cil 3.9L 3933cc 240cid 1965...1970 | Country Sedan 8 Cil 4.3L 4261cc 260cid 1963...1965 | Country Sedan 8 Cil 4.7L 4727cc 289cid 1965...1967 | Country Sedan 8 Cil 5.0L 302cid 1968...1969 | Country Sedan 8 Cil 5.0L 302cid 1971...1972 | Country Sedan 8 Cil 5.0L 4949cc 302cid 1968...1972 | Country Sedan 8 Cil 5.8L 351cid 1969...1974 | Country Sedan 8 Cil 5.8L 5752cc 351cid 1969...1974 | Country Sedan 8 Cil 5.8L 5753cc 351cid 1969...1974 | Country Squire 6 Cil 3.9L 3933cc 240cid 1965...1967 | Country Squire 8 Cil 4.3L 4261cc 260cid 1963...1964 | Country Squire 8 Cil 4.7L 4727cc 289cid 1965...1967 | Country Squire 8 Cil 5.0L 302cid 1968...1972 | Country Squire 8 Cil 5.0L 4949cc 302cid 1969...1972 | Country Squire 8 Cil 5.8L 351cid 1969...1974 | Country Squire 8 Cil 5.8L 5752cc 351cid 1969...1974 | Country Squire 8 Cil 5.8L 5753cc 351cid 1969...1974 | Custom 6 Cil 3.9L 3933cc 240cid 1965...1972 | Custom 8 Cil 4.3L 4261cc 260cid 1964...1967 | Custom 8 Cil 4.7L 4727cc 289cid 1964...1967 | Custom 8 Cil 5.0L 4949cc 302cid 1968...1972 | Custom 8 Cil 5.8L 5752cc 351cid 1969...1972 | Custom 8 Cil 5.8L 5753cc 351cid 1969...1972 | Custom 500 6 Cil 3.9L 240cid 1965...1972 | Custom 500 6 Cil 3.9L 3933cc 240cid 1968...1972 | Custom 500 8 Cil 4.3L 260cid 1964 | Custom 500 8 Cil 4.7L 289cid 1964...1967 | Custom 500 8 Cil 5.0L 302cid 1968...1972 | Custom 500 8 Cil 5.0L 4949cc 302cid 1962...1972 | Custom 500 8 Cil 5.8L 351cid 1969...1974 | Custom 500 8 Cil 5.8L 351cid Windsor Eng 1977 | Custom 500 8 Cil 5.8L 5752cc 351cid 1969...1974 | Custom 500 8 Cil 5.8L 5753cc 351cid 1969...1974 | Fairlane 6 Cil 4.1L 250cid 1969...1970 | Fairlane 6 Cil 4.1L 4097cc 250cid 1969...1970 | Fairlane 6 Cil 4.1L 4098cc 250cid 1969...1970 | Fairlane 8 Cil 3.6L 221cid 1962...1963 | Fairlane 8 Cil 3.6L 3622cc 221cid 1962...1963 | Fairlane 8 Cil 4.3L 260cid 1963...1964 | Fairlane 8 Cil 4.3L 4261cc 260cid 1962...1964 | Fairlane 8 Cil 4.7L 289cid 1963...1968 | Fairlane 8 Cil 4.7L 4727cc 289cid 1963...1968 | Fairlane 8 Cil 5.0L 302cid 1968...1970 | Fairlane 8 Cil 5.0L 4949cc 302cid 1968...1970 | Fairlane 8 Cil 5.8L 351cid 1969...1970 | Fairlane 8 Cil 5.8L 5752cc 351cid 1969...1970 | Fairlane 8 Cil 5.8L 5753cc 351cid 1969...1970 | Falcon 6 Cil 3.3L 3278cc 200cid 1968...1970 | Falcon 6 Cil 4.1L 250cid 1 1970 | Falcon 6 Cil 4.1L 4097cc 250cid 1970 | Falcon 6 Cil 4.1L 4098cc 250cid 1970 | Falcon 8 Cil 4.3L 260cid 1963...1964 | Falcon 8 Cil 4.3L 4261cc 260cid 1963...1964 | Falcon 8 Cil 4.7L 289cid 1964...1968 | Falcon 8 Cil 4.7L 4727cc 289cid 1964...1968 | Falcon 8 Cil 5.0L 302cid 1968...1970 | Falcon 8 Cil 5.0L 4949cc 302cid 1968...1970 | Falcon 8 Cil 5.8L 351cid 1970 | Falcon 8 Cil 5.8L 5752cc 351cid 1970 | Falcon 8 Cil 5.8L 5753cc 351cid 1970 | Ford 300 8 Cil 4.3L 4261cc 260cid 1963 | Ford 300 8 Cil 4.7L 4727cc 289cid 1963 | Galaxie 6 Cil 3.9L 3933cc 240cid 1965...1967 | Galaxie 8 Cil 4.3L 4261cc 260cid 1964 | Galaxie 8 Cil 4.7L 4727cc 289cid 1963...1967 | Galaxie 500 6 Cil 3.9L 240cid 1965...1972 | Galaxie 500 6 Cil 3.9L 3933cc 240cid 1968...1972 | Galaxie 500 8 Cil 4.3L 260cid 1964

**MOTOR****Ford:** E1TF11001B | E1TZ11002A | E1TZ11002B | E1TZ11002C | E1TF11001CA**EQUIVALENTE / Equivalent**

**Bosch:** 1987BE0002 - **Chrysler:** FO1905 | FO1909 - **Femsa:** 278963 - **Ford:** SD302 | C1VF11350A | C1VY11350A | C2OF11350C | C3VF11350A | C3VF11350C | C4OF11350A | C4OF11350B | C4OZ11350A | C4OZ11350B | C5JF11350A | C6FY11350A | C6VY11350A | C7AF11350A | C8VF11350B | D6PZ11350B | C6VY11350A1 | C7AF11350A1 | C8VF11350B1 | D5AF11350AA | D6PF11A108B | D6PF11A108BA - **Lester:** 3124 | 3131 | 3132 | 3135 | 3149 | 3152 | 3153 | 3154 | 3155 | 3157 | 3160 | 3168 | 3169 | 3176 | 3181 | 3185 | 3187 | 3188 | 3189 - **Remy:** F2004 | 1972287 - **WAI:** 54204 | 54224

**0054****IMPULSOR DE PARTIDA DO MOTOR DE ARRANQUE**

STARTER DRIVE / IMPULSOR DE PARTIDA

FOTO / Photo pg. 249

**APLICAÇÃO / Application / Aplicación****Chrysler:** Dodge D500**MOTOR****Chrysler:** 1889100 | 1889129 | 1889200 | 2095753 | 2642227**EQUIVALENTE / Equivalent**

**Chrysler:** CH1917 | CH1924 | 1889129 | 2444661 | 2642445 | 2642506 | 2642692 - **Lester:** 3248 | 3249 | 3252 - **Remy:** C2000 | C2002 | 1889129 | 1972281 | 1972365  
**WAI:** 54302

**0056****IMPULSOR DE PARTIDA DO MOTOR DE ARRANQUE**

STARTER DRIVE / IMPULSOR DE PARTIDA

FOTO / Photo pg. 249

**APLICAÇÃO / Application / Aplicación**

**Ford:** F100 Gasolina 06/1975...12/1975 | F350 Gasolina 06/1975...12/1975 | F600 Gasolina 06/1975...12/1975 | Galaxie 06/1970... | Landau e LTD 06/1970...12/1975 | Pick Up 06/1970... - **Hyster:** Guindaste KF 06/1970... - **Willys:** Itamaraty 06/1970... | Jeep 06/1970... | Rural 06/1970...



**0056****IMPULSOR DE PARTIDA DO MOTOR DE ARRANQUE**

STARTER DRIVE / IMPULSOR DE PARTIDA

FOTO / Photo pg. 249

**MOTOR****Bosch:** 9000453055 - **Wapsa:** MPB3 | MPB4 | MALW3N**EQUIVALENTE / Equivalent****Bosch:** 9001453340 - **Volkswagen:** BD0A11350A - **Wapsa:** 224016**0059****IMPULSOR DE PARTIDA DO MOTOR DE ARRANQUE**

STARTER DRIVE / IMPULSOR DE PARTIDA

FOTO / Photo pg. 249

**APLICAÇÃO / Application / Aplicación****Asia Motors:** Compressor Deutz - **Deutz:** Atlas Copco compressor | Trator Demisa DM55 | Trator Demisa DM65**MOTOR****Bosch:** 9000083002 | 9000083030**EQUIVALENTE / Equivalent****Bosch:** 9001083442**0060****IMPULSOR DE PARTIDA DO MOTOR DE ARRANQUE**

STARTER DRIVE / IMPULSOR DE PARTIDA

FOTO / Photo pg. 249

**APLICAÇÃO / Application / Aplicación****CBT:** 1090 Perkins 6 cil - **Fiat:** 127 1.3D | 147 | Duna 60 / 70 | Fiorino | Uno - **Perkins:** Motor 4 e 6 cil**MOTOR****Bosch:** 9000083003 | 9000083013 | 9000083019 | 9000083040**EQUIVALENTE / Equivalent****Bosch:** 9001083441**0061****IMPULSOR DE PARTIDA DO MOTOR DE ARRANQUE**

STARTER DRIVE / IMPULSOR DE PARTIDA

FOTO / Photo pg. 249

**APLICAÇÃO / Application / Aplicación****Yanmar:** Motor AE1 ...08/1970 | Motor AE2 ...08/1970**MOTOR****Bosch:** 9000083004**EQUIVALENTE / Equivalent****Bosch:** 9001083443**0062****IMPULSOR DE PARTIDA DO MOTOR DE ARRANQUE**

STARTER DRIVE / IMPULSOR DE PARTIDA

FOTO / Photo pg. 249

**APLICAÇÃO / Application / Aplicación****Agrale:** 4100 ...07/1977 | 416 ...07/1977 | 420 ...07/1977 | Motor Estacionário M70 ...07/1977 | Motor Estacionário M790 ...07/1977 | Motor Estacionário M80 ...07/1977 | Motor Estacionário M85 ...07/1977 | Motor Estacionário M90 ...07/1977 | Motor Estacionário M93 ...07/1977**MOTOR****Bosch:** 9000082004**EQUIVALENTE / Equivalent****Bosch:** 9001082127 | 9001082418**0064****IMPULSOR DE PARTIDA DO MOTOR DE ARRANQUE**

STARTER DRIVE / IMPULSOR DE PARTIDA

FOTO / Photo pg. 249

**APLICAÇÃO / Application / Aplicación****Ford:** Retroescavadeira | Transit**MOTOR****Facet:** 26211M/T - **Ford:** 26211 | 26291 - **Italacciai:** 26211M - **Lucas Indiel:** 26312 | 26338 | 26339 | 26395 | S5012 | 26312A | 26211M/T | 26227A/Q | 26291A/D | 26305A/B | 26350A/B | 26312AM50 | 26211MTM50 | 26291ADM50 | 26305ABM50**EQUIVALENTE / Equivalent****Facet:** 10325 - **Ford:** 2701E11350B | 72DB11K003AA - **Italacciai:** SD341 - **Lester:** 16608 - **Lucas:** TMB101 | 54240795 | 54243848 | 54246661 | 54247188 | 54258190 | 60600210 - **Lucas Indiel:** 223164 - **WAI:** 549201

**0065****IMPULSOR DE PARTIDA DO MOTOR DE ARRANQUE**

STARTER DRIVE / IMPULSOR DE PARTIDA

FOTO / Photo pg. 249

**APLICAÇÃO / Application / Aplicación**

**Porsche:** 190 | 924 - **Puma:** GT VW 1600 ...04/1981 | GTS VW 1600 ...04/1981 - **Volkswagen:** Brasília 1.3 e 1.6 álcool e gasolina | Fusca 1.6 (mod 94) | Gol 1.3 e 1.6 álcool e gasolina | Karmann Ghia TC 1600 | Kombi 1.5, 1.6 | Pick Up 1.5, 1.6 | Saveiro 1.6 álcool e gasolina | Sedan 1.3 e 1.6 álcool e gasolina | SP1 | SP2 | TC1600 | TL1600 | Variant I | Variant II

**MOTOR**

**Bosch:** 0001211992 | 0001211993 | 0001314012 | 9000082009 | 9000082032 | 9000082034 | 9000082046 | 9000082047 | 9000082049 | 9000082073 | 9000082077

**EQUIVALENTE / Equivalent**

**Bosch:** 1006209162 | 1006209431 | 2006209162 | 9001042021 | 9001082362 - **Italacciai:** SD450 - **Lester:** 16450 - **Lucas:** TMB482 - **Lucas Indiel:** 221482

**Volkswagen:** 3059113353 | 311911335A - **WAI:** 549143

**0067****IMPULSOR DE PARTIDA DO MOTOR DE ARRANQUE**

STARTER DRIVE / IMPULSOR DE PARTIDA

FOTO / Photo pg. 249

**APLICAÇÃO / Application / Aplicación**

**Bedford:** 6C4 | 6D4 | 6RT | TD - **Massey Ferguson:** Especial/Special - **Perkins:** Estacionários | Industriais | Perkins | Tratores

**MOTOR**

**Lucas Indiel:** 26236A/K | 26238A/L | 26248A/L | 26256A/E | 26259A/K | 26264A/F | 26271A/E | 26279A/E | 26281A/E | 26283A/F | 26285A/E | 26287A/E | 26288A/E | 26310A/D | 26310A/E | 26321A/B

**EQUIVALENTE / Equivalent**

**Lester:** 16660 | 17641 - **Lucas:** TMB105 | 54246725 | 54259688 - **Lucas Indiel:** 223165 - **WAI:** SP84225

**0068****IMPULSOR DE PARTIDA DO MOTOR DE ARRANQUE**

STARTER DRIVE / IMPULSOR DE PARTIDA

FOTO / Photo pg. 250

**APLICAÇÃO / Application / Aplicación**

**Audi:** Fox 100 1.6, 1.8, 1.9 | Fox 4000 1.6, 1.7 | Fox 50 1.3, 1.5 | Fox 80 1.3, 1.5, 1.6 - **BMW:** 528i | 728i - **Ford:** Capri 2.8 | Galaxy | Granada 2.8 | Pampa 1.6 - **Opel:** Ascona A | Blitz 1.9 | Manta A | Rekord D - **Volkswagen:** Dasher 1.5 D | Derby | Gol 1.6, 1.8, 2.0, C, CL, GL | Golf 1.1, 1.3 | Jetta 1.1, 1.3, 1.7 (USA) | Kombi | Parati 1.5 e 1.6 C, CL, GL | Passat 1.3, D1.5, 1.5, 1.6 | Pick Up 1.6 | Polo | Rabbit 1.7 | Saveiro 1.6 CL, GL | Scirocco 1.1, 1.3, 1.6, 1.7 (USA) | Voyage 1.5 e 1.6 CL, GL

**MOTOR**

**Bosch:** 0001208053 | 0001208054 | 0001208055 | 0001211209 | 0001211210 | 0001211213 | 0001211214 | 0001211216 | 0001211217 | 0001211218 | 0001211219 | 0001211220 | 0001211230 | 0001211233 | 0001211234 | 0001211235 | 0001211236 | 0001211244 | 0001211245 | 0001211247 | 0001211248 | 0001211249 | 0001311041 | 0001311046 | 0001311049 | 0001314014 | 0001314015 | 9000082030 | 9000082045

**EQUIVALENTE / Equivalent**

**Bosch:** 1006209400 | 1006209405 | 1006209412 | 1006209417 | 9001082750 - **Italacciai:** SD454 - **Lester:** 16401 | 16530 | 16539 | 16621 | 16623 | 16781 - **Lucas:** TMB421 - **Lucas Indiel:** 221421 - **Volkswagen:** 052911335 | 056911335 | 056911335A | ZBA911335 - **WAI:** 549101

**0070****IMPULSOR DE PARTIDA DO MOTOR DE ARRANQUE**

STARTER DRIVE / IMPULSOR DE PARTIDA

FOTO / Photo pg. 250

**APLICAÇÃO / Application / Aplicación**

**Chrysler:** Dodge Álcool 1981... | Dodge D100 gasolina | Dodge D900 gasolina

**MOTOR**

**Bosch:** 9000453025 - **Wapsa:** MPB22 | MPB55

**EQUIVALENTE / Equivalent**

**Bosch:** 9001453284 - **Wapsa:** 224029

**0073****IMPULSOR DE PARTIDA DO MOTOR DE ARRANQUE**

STARTER DRIVE / IMPULSOR DE PARTIDA

FOTO / Photo pg. 250

**APLICAÇÃO / Application / Aplicación**

**Clark:** CHY100 GM 6 cil | CHY120 GM 6 cil | CHY140 GM 6 cil | CHY60 GM 6 cil | CHY70 GM 6 cil | CHY80 GM 6 cil

**MOTOR**

**Wapsa:** MPB5

**EQUIVALENTE / Equivalent**

**Wapsa:** 224025

**0077****IMPULSOR DE PARTIDA DO MOTOR DE ARRANQUE**

STARTER DRIVE / IMPULSOR DE PARTIDA

FOTO / Photo pg. 250

**APLICAÇÃO / Application / Aplicación**

**Alfa Romeo:** 2300 ...03/1977 | 2300B ...03/1977 - **Chrysler:** Dodge Polara 1800

**0077****IMPULSOR DE PARTIDA DO MOTOR DE ARRANQUE**

STARTER DRIVE / IMPULSOR DE PARTIDA

FOTO / Photo pg. 250

**MOTOR****Bosch:** 9000082013 | 9000082029**EQUIVALENTE / Equivalent****Bosch:** 9001082424 | 9001082426 | 9001082498**0080****IMPULSOR DE PARTIDA DO MOTOR DE ARRANQUE**

STARTER DRIVE / IMPULSOR DE PARTIDA

FOTO / Photo pg. 250

**APLICAÇÃO / Application / Aplicación****Audi:** 100 | 60 | 72 | 80 | 90 - **Ford:** Capri | Granada | Taunus 2.0, 2.3 - **General Motors/Chevrolet:** Chevette 1.4 gasolina 01/1975...07/1976 | Marajó 1.4 álcool e gasolina 02/1975...07/1976 - **Mercedes Benz:** 190C | 200 | 220 | 230 | 250 | 280 | 300 | L408G | O309B - **Volvo:** 121 | 122 | 140 | 142 | 144 | 145 | 164 | 1800 | 221 | 222**MOTOR****Bosch:** 0001207010 | 0001208001 | 0001208003 | 0001208009 | 0001208011 | 0001208023 | 0001208025 | 0001208026 | 0001208030 | 0001208033 | 0001208036 | 0001208038 | 0001208046 | 0001208047 | 0001208050 | 0001208058 | 0001208059 | 0001208061 | 0001209002 | 0001209003 | 0001209008 | 0001209012 | 0001211006 | 0001211010 | 0001211018 | 0001211991 | 0001310016 | 0001311001 | 0001311013 | 0001311019 | 0001311023 | 0001311024 | 0001311027 | 0001311028 | 0001311030 | 0001311031 | 0001311032 | 0001311034 | 0001311036 | 0001311037 | 0001311039 | 0001313001 | 9000082012 | 9000082023**EQUIVALENTE / Equivalent****Bosch:** 1006209029 | 1006209031 | 1006209034 | 1006209040 | 1006209047 | 1006209051 | 1006209052 | 1006209053 | 1006209055 | 1006209058 | 1006209066 | 1006209101 | 1006209127 | 1006209332 | 2006209165 | 2006209166 | 9001082420 - **General Motors/Chevrolet:** 07329691 - **Italacciai:** SD305 - **Lester:** 16299 | 16321 | 16328 | 16331 | 16332 | 16337 | 16341 | 16360 | 16367 | 16407 | 16412 | 16440 | 16443 | 16539 | 16692 - **Lucas:** TMB420 - **Lucas Indiel:** 223176 - **Volkswagen:** 059911335 - **WAI:** 549126**0082****IMPULSOR DE PARTIDA DO MOTOR DE ARRANQUE**

STARTER DRIVE / IMPULSOR DE PARTIDA

FOTO / Photo pg. 250

**APLICAÇÃO / Application / Aplicación****Ford:** F1000 Georgia | F75 Georgia | Maverick Georgia 4 cil - **Willys:** Jeep Georgia**EQUIVALENTE / Equivalent****Bosch:** 9001082306 - **Volkswagen:** BD7D11350A**0084****IMPULSOR DE PARTIDA DO MOTOR DE ARRANQUE**

STARTER DRIVE / IMPULSOR DE PARTIDA

FOTO / Photo pg. 250

**APLICAÇÃO / Application / Aplicación****Perkins:** Motor Industrial**MOTOR****Bosch:** 9000453018 | 9000453053 - **Wapsa:** MWC2 | MPB13**EQUIVALENTE / Equivalent****Bosch:** 9001453342 - **Wapsa:** 224024**0085****IMPULSOR DE PARTIDA DO MOTOR DE ARRANQUE**

STARTER DRIVE / IMPULSOR DE PARTIDA

FOTO / Photo pg. 250

**APLICAÇÃO / Application / Aplicación****Agrale:** TX1600 MWM - **Chrysler:** Dodge D14000 MWM 6 cil e partida Wapsa | Dodge D750 MWM 6 cil | Dodge D950 MWM 6 cil - **Ford:** Cargo 1113 | Cargo 1313 | F1000 MWM | F11000 MWM | F12000 MWM | F13000 MWM | F14000 MWM | F19000 MWM | F2000 MWM | F21000 MWM | F22000 MWM | F400 MWM | F4000 MWM | F7000 MWM - **Massey Ferguson:** Trator - **MWM:** D2293 | D2294 | D2296 - **Valmet:** Trator MWM 3, 4 e 6 cil - **Volkswagen:** VW11130 | VW13130**MOTOR****Bosch:** 9000453012 | 9000453027 | 9000453033 | 9000453062 - **Wapsa:** MPB9 | MPB30 | MPB42 | MPB68**EQUIVALENTE / Equivalent****Bosch:** 9001453336 - **Lucas:** TNB402 - **Lucas Indiel:** 222402 - **Volkswagen:** BD5T11350A | T11911335A - **Wapsa:** 224026**0086****IMPULSOR DE PARTIDA DO MOTOR DE ARRANQUE**

STARTER DRIVE / IMPULSOR DE PARTIDA

FOTO / Photo pg. 250

**APLICAÇÃO / Application / Aplicación****Clark:** Empilhadeira CFY 40 1978... | Empilhadeira CFY50 1978...**MOTOR****Wapsa:** MPC1N**EQUIVALENTE / Equivalent****Wapsa:** 224031

**0092****IMPULSOR DE PARTIDA DO MOTOR DE ARRANQUE**

STARTER DRIVE / IMPULSOR DE PARTIDA

FOTO / Photo pg. 250

**APLICAÇÃO / Application / Aplicación****Fiat:** Caminhão 130 | Caminhão 160 | Caminhão 70 | Ônibus 100 | Ônibus 130 | Ônibus 70 - **Fiat Allis:** Trator de Esteiras ADB ...1978**MOTOR****Bosch:** 9000083024 | 9000083025**EQUIVALENTE / Equivalent****Bosch:** 9001083439**0093****IMPULSOR DE PARTIDA DO MOTOR DE ARRANQUE**

STARTER DRIVE / IMPULSOR DE PARTIDA

FOTO / Photo pg. 250

**APLICAÇÃO / Application / Aplicación****Clark:** Empilhadeira com motor Detroit D478 - **General Motors/Chevrolet:** Caminhão D478 1996...1972**MOTOR****Ford:** C5TF11000B | C6TF11000B | C6TZ11001A | C6TZ11002C | C7TF11000A - **Remy:** 1107214 | 1107234 | 1107249 | 1107268 | 1107290 | 1107291 | 1107382 | 1107503 | 1107511 | 1107512 | 1107515 | 1107533 | 1107539 | 1107540 | 1107557 | 1107561 | 1107575 | 1107580 | 1107582 | 1107591 | 1107592 | 1107593 | 1107696 | 1107857 | 1107859 | 1107867 | 1107872 | 1108240 | 1108280 | 1108322 | 1108379 | 1108396 | 1108397 | 1108415 | 1108431 | 1108443 | 1108447 | 1108449 | 1108476 | 1108493 | 1108632 | 1108634 | 1108644 | 1108648 | 1108649 | 1108667 | 1108696 | 1109023 | 1109194**EQUIVALENTE / Equivalent****Chrysler:** 2525287 - **Ford:** C6TZ11350A - **Lester:** 3353 | 3362 | 3363 | 3365 | 3367 | 3511 | 3512 | 3708 | 3720 | 3726 | 3774 | 3898 | 3942 | 3972 | 3977 | 3986 | 3991 | 4191 | 4192 | 4241 | 4252 | 4265 | 4266 | 4267 | 4272 | 4274 | 4275 | 4276 | 4281 | 4284 | 4338 | 4385 | 4389 | 4392 | 4398 | 4399 | 4525 | 4537 | 4573 | 4828 | 4894 | 4898 | 4906 | 4941 | 4946 | 4949 | 4953 | 4971 | 4972 | 4973 | 4998 | 6179 | 6543 | 6730 - **Lucas Indiel:** 223185 - **Remy:** D2024 | D2025 | D2042 | 1852716 | 1876857 | 1877355 | 1933471 | 1941119 | 1941157 | 1942950 | 1950058 | 1964127 | 1966931 | 1968355 | 1971707 | 1975046 | 4019393 | 10498623 - **WAI:** 54137 | 54113S**0096****IMPULSOR DE PARTIDA DO MOTOR DE ARRANQUE**

STARTER DRIVE / IMPULSOR DE PARTIDA

FOTO / Photo pg. 250

**APLICAÇÃO / Application / Aplicación****Fordson:** Tratores - **Perkins:** Estacionários | Industriais | Tratores**MOTOR****Italaccai:** 26211U - **Lucas Indiel:** 26211U | 26291E | 26312B | 26227R/V | 26265J/M | 26305D/N | 26316A/M | 26329A/L | 26338A/F | 26339A/K | 26341A/J | 26352A/L | 26379A/F | 26395A/H | 26430A/D | 26431A/B | 26312BM50 | 26431AM50 | 26211MTM50**EQUIVALENTE / Equivalent****Italaccai:** SD401 - **Lester:** 16608 | 17646 | 17647 - **Lucas:** TMB115 | 54243783 | 54246738 | 54246896 | 54247187 - **Lucas Indiel:** 223187 - **WAI:** 549202**0097****IMPULSOR DE PARTIDA DO MOTOR DE ARRANQUE**

STARTER DRIVE / IMPULSOR DE PARTIDA

FOTO / Photo pg. 250

**APLICAÇÃO / Application / Aplicación****Case:** Trator 180 - **Caterpillar:** 112F | 1140 V8 | 1145 V8 | 1150 V8 | 1160 V8 | 120 | 120G | 12F | 130G | 140 | 140G | 14E | 14G | 1670 | 1673 | 1674 | 1676 | 215 | 215B | 215C | 219 | 235B | 235C | 245D | 3208 | 3304 | 3306 | 508 | 518 | 528 | 615 | 615C | 621 | 627 | 627B | 627E | 637D | 637E | 814 | 814B | 815 | 816B | 825C | 910 | 916 | 920 | 926 | 926E | 930 | 936 | 936E | 941 | 950 | 950B | 950E | 951C | 955K | 955L | 963 | 963B | 966C | 966D | 973 | 977K | 980 | 980B | AH40 | AH46 | AH52 | AH60 | AM36 | AM40 | D4D | D4E | D4H | D5 | D5H | D6C | D6D | D7F | FB227 | Máquinas com motor D330C | Máquinas com motor D333C | Máquinas com motor D334C | Máquinas com motor D336C | Máquinas com motor D344C | Trator Challenger 65 e 70 | V160 | V160B | V180 | V180B | V200 | V225 | V250 | V250B | V300 | V300B | V330B - **Clark:** 101 | 125 | 125A | 125B | 125III | 175III | 275 | 301 | 45C | 55B | 55C | 55IIIA | 7200S | 75B | 75C | 85CIIIA | 85III - **Cummins:** Séries 855 V 8.3L e V 9.1L | Séries L10 V 8.3L e V 9.1L | Séries L14 V 8.3L e V 9.1L - **Fiat Allis:** FW160 | FW170 | FW200 - **Hyster:** M600 Cummins - **Massey Ferguson:** Colheitadeira MF34 Dynapac - com motores Cummins 6CT, 6CTA e 6CTAA 8.3L | Colheitadeira MF38 Dynapac - com motores Cummins 6CT, 6CTA e 6CTAA 8.3L**MOTOR****Ford:** C8ZF11000C | D3OZ11002A | D4TZ11002E | D3TF11000CA | D3TF11001CA - **Remy:** 1109624 | 1109628 | 1109637 | 1109638 | 1109998 | 1113353 | 1113366 | 1113371 | 1113378 | 1113386 | 1113393 | 1113407 | 1113472 | 1113477 | 1113628 | 1113631 | 1113670 | 1113827 | 1113848 | 1113853 | 1113891 | 1113904 | 1113928 | 1113934 | 1113943 | 1990366 | 1990379 | 1990413 | 1993795 | 1993796 | 10479009 | 10479178 | 10479260**EQUIVALENTE / Equivalent****Butech:** 851073 | 852762 | 852961 - **Caterpillar:** 6N3827 - **Facet:** 480118 | 480411 - **Ford:** C8TZ11350B | C8TZ11350D | C9WF11350C | D4HF11350AA - **Lester:** 3288 | 3339 | 3352 | 3370 | 3374 | 3790 | 3948 | 3955 | 3971 | 3987 | 3990 | 3999 | 4997 | 6191 | 6197 | 6202 | 6224 | 6225 | 6227 | 6232 | 6233 | 6238 | 6242 | 6246 | 6249 | 6250 | 6251 | 6252 | 6253 | 6254 | 6259 | 6349 | 6355 | 6360 | 6361 | 6363 | 6371 | 6372 | 6373 | 6374 | 6516 | 6530 | 6544 | 6557 | 6558 | 6559 | 6566 | 6567 | 6568 | 6618 | 6636 | 6638 | 6639 | 6682 | 6683 | 6686 | 6687 | 6688 - **Lucas Indiel:** 223111 - **Remy:** 1114087 | 1893560 | 1894213 | 1936647 | 1946945 | 1946957 | 1970711 | 8000068 | 1893560L - **WAI:** 54124

**0101****IMPULSOR DE PARTIDA DO MOTOR DE ARRANQUE**

STARTER DRIVE / IMPULSOR DE PARTIDA

FOTO / Photo pg. 250

**APLICAÇÃO / Application / Aplicación****Asia Motors:** Compressor com motor Deutz 8 cil - **Atlas Copco:** Tratores com motor Deutz 8 cil - **Deutz:** Motores 8 cil**MOTOR****Bosch:** 0001358051 | 0001359001 | 0001359003 | 0001359006 | 0001359007 | 0001359010 | 0001359019 | 0001359024 | 0001359040 | 0001359050 | 0001360002 | 0001360003 | 0001360009 | 0001360016**EQUIVALENTE / Equivalent****Bosch:** 2006209109 | 2006209120 | 2006209302 - **Italacciai:** SD349 - **Lucas Indiel:** 223188 - **WAI:** 549107**0102****IMPULSOR DE PARTIDA DO MOTOR DE ARRANQUE**

STARTER DRIVE / IMPULSOR DE PARTIDA

FOTO / Photo pg. 250

**APLICAÇÃO / Application / Aplicación****Chrysler:** Caminhão Dodge com motor Perkins 4 cil - **John Deere:** Trator 6600 | Trator 7500 | Tratores com motor Perkins 3 cil**MOTOR****Lucas Indiel:** 35256034 | 35256425 | 35256433 | 35256519 | 35256520 | 35256637 | 35256900 | 35257188 | 35257720 | 35258930**EQUIVALENTE / Equivalent****Bosch:** 1987BE0003 - **Lucas Indiel:** 227814 | 32557814 | 35255870 | 35256861 | 35257814**0104****IMPULSOR DE PARTIDA DO MOTOR DE ARRANQUE**

STARTER DRIVE / IMPULSOR DE PARTIDA

FOTO / Photo pg. 250

**APLICAÇÃO / Application / Aplicación****Ford:** Caminhão F100 com motor 4 cil | Caminhão F75 com motor 4 cil - **Willys:** Jeep | Pick Up | Rural com motor 4 cil**MOTOR****Wapsa:** MWB14**EQUIVALENTE / Equivalent****Bosch:** 9001451291 - **Lucas:** TWB235 - **Wapsa:** 224035**0105****IMPULSOR DE PARTIDA DO MOTOR DE ARRANQUE**

STARTER DRIVE / IMPULSOR DE PARTIDA

FOTO / Photo pg. 251

**APLICAÇÃO / Application / Aplicación****Agrale:** Caminhão 1600D | Caminhão 1800D | Caminhão TX1600D - **Case:** Escavadeira Hidráulica 80CP | Escavadeira Hidráulica 80CR | Pá Carregadeira W18 | Pá Carregadeira W20 | Pá Carregadeira W20B | W18 | W20 (MBB-OM 352) | W20B (MBB-OM 352A) - **CBT:** Trator 1065 (MBB-OM 314) | Trator 1105 (MBB-OM 352) | Trator 2080 (MBB-OM 314) | Trator 2105 (MBB-OM 352) | Trator 2600 10/1976... | Trator 8060 4x4 (MBB-OM 352) | Trator 8440 10/1976... | Trator Oliver 1020 10/1976... | Trator Oliver 1065 10/1976... | Trator Oliver 950 10/1976... - **Chrysler:** Caminhão Dodge D950 com motor MWM | Caminhão Dodge P700 com motor MWM | Caminhão Dodge P900 com motor MWM - **Clark:** Pá Carregadeira Michigan 45C | Pá Carregadeira Michigan 55A | Pá Carregadeira Michigan 55C | Pá Carregadeira Michigan 65R | Pá Carregadeira Michigan 75III - **Deutz:** Trator 100S 01/1981... | Trator 120S 01/1981... | Trator 4.190 01/1981... | Trator 80S 01/1981... | Trator AX 4.100 01/1981...**Fiat Allis:** Escavadeira Hidráulica FE105 | Motoniveladora FG70 | Motoniveladora FG85 - **Ford:** Cargo C 1215 | Cargo C 1216 | Cargo C 1217 | Cargo C 1415 | Cargo C 1416 | Cargo C 1417 | Cargo C 1421 | Cargo C 1617 | Cargo C 1621 | Cargo C 814 | Cargo C 815 | F4000 - **John Deere:** Trator Série 7000 com motor MMB | Trator Série 7200 turbo com motor MMB | Trator Série 7700 com motor MMB | Trator Série 7700 turbo com motor MMB - **Komatsu:** Trator de Esteiras D30E MBB OM 352, 352A | Trator de Esteiras D50A MBB OM 352, 352A | Trator de Esteiras D50P MBB OM 352, 352A - **Mercedes Benz:** Caminhão / Ônibus LP1219 | Caminhão / Ônibus 1113 | Caminhão / Ônibus 1214 | Caminhão / Ônibus 1218 | Caminhão / Ônibus 1313 | Caminhão / Ônibus 1316 | Caminhão / Ônibus 1414 | Caminhão / Ônibus 1418 | Caminhão / Ônibus 1513 | Caminhão / Ônibus 1516 | Caminhão / Ônibus 1614 | Caminhão / Ônibus 1618 | Caminhão / Ônibus 1621 | Caminhão / Ônibus 1720 | Caminhão / Ônibus 2013 | Caminhão / Ônibus 2016 | Caminhão / Ônibus 2213 | Caminhão / Ônibus 2215 | Caminhão / Ônibus 2216 | Caminhão / Ônibus L1319 | Caminhão / Ônibus L608D | Caminhão / Ônibus L610(OM 352) | Caminhão / Ônibus L709D | Caminhão / Ônibus LP1419 | Chassi p/ Ônibus OF/OH 1113 com motor M366G | Chassi p/ Ônibus OF/OH 1115 com motor M366G | Chassi p/ Ônibus OF/OH 1313 com motor M366G | Chassi p/ Ônibus OF/OH 1315 com motor M366G | Chassi p/ Ônibus OF/OH 1316 com motor M366G | Chassi p/ Ônibus OF/OH O364 com motor M366G | Chassi p/ Ônibus OF/OH O371U com motor M366G - **Müeller:** Trator RT 62H MWM 229.3 01/1995... | Trator RT 82H MWM 229.3 01/1995... | Trator VAP 55 MWM 229.3 01/1995... - **MWM:** Motor D2256 08/1977... | Motor D2294 08/1977... | Motor D2296 08/1977... | Motor TD2296 08/1977... - **New Holland:** Colheitadeira FHN 8040 MBB-OM352 | Colheitadeira FHN 8055 MBB-OM352A - **Puma:** Caminhão 900 série 914 com motor MWM 229.4 09/1995... - **Toyota:** Bandeirante MBB-OM 314 10/1976... - **Valmet:** Trator 110ID 08/1977... | Trator 118 08/1977... | Trator 128 08/1977... | Trator 138 08/1977... | Trator 138/4 turbo 08/1977... | Trator 148 08/1977... | Trator 78 08/1977... | Trator 85ID 08/1977... | Trator 88 08/1977... | Trator 880 08/1977... | Trator 980 08/1977... - **Volkswagen:** Caminhão VW11.130 | Caminhão VW13.130 | Caminhão VW6.90 | Caminhão VW7.110S | Caminhão VW7.90S | Chassi VW7.90CE | Chassi VW7.90CO | Chassi VW7.90S - **Yanmar:** Motor Estacionário BT22 | Motor Estacionário BT33 | Motor Estacionário BT22 | Motor Estacionário BT33 | Trator 1050D | Trator 1050D 4x4**MOTOR****Bosch:** 0001354084 | 0001359031 | 0001359055 | 0001359057 | 0001359062 | 0001359071 | 0001359072 | 0001359073 | 0001359074 | 0001359083 | 0001359084 | 0001359087 | 0001359089 | 0001359091 | 0001359097 | 0001359100 | 0001359101 | 0001359111 | 0001359113 | 0001359118 | 0001359119 | 0001360004 | 0001360025 | 0001360027 | 0001360030 | 0001360031 | 0001360032 | 0001360034 | 0001360035 | 0001360036 | 0001360037 | 0001360038 | 0001360039 | 0001360040 | 0001360046 | 0001360047 | 0001360049 | 0001360056 | 0001360057 | 0001360059 | 0001360061 | 0001360065 | 0001364108 | 0001365007 | 0001365008 | 9000083027 | 9000083028 | 9000083031 | 9000083036 | 9000083045 | 9000083046 | 9000083050 | 9000083052 | 9000083053 | 9000083054 | 9000083056 | 9000083060 | 9000083061 | 9000083063 | 9000083064 | 9000083065 | 9000083066 | 9000083067 | 9000083068 | 9000083074 | 9000453082 | 9000453083

0105

## IMPULSOR DE PARTIDA DO MOTOR DE ARRANQUE

STARTER DRIVE / IMPULSOR DE PARTIDA

FOTO / Photo pg. 251

## EQUIVALENTE / Equivalent

**Bosch:** 2006209421 | 2006209436 | 2006209446 | 9001083406 | 9001083436 | 9002453073 - **Fiat:** 8122129 | 9008243 | 9926112 | 9957919 | 79028900 | 79028909  
**Italacciai:** SD124 - **Lester:** 16560 | 17073 | 17074 | 17076 | 17106 | 17136 | 17184 | 17228 | 17230 | 18029 | 18030 | 18032 | 18033 | 18111 | 18229 | 18237 - **Lucas:**  
 TNB407 - **Lucas Indiel:** 222407 - **Mercedes Benz:** 0001517013 - **Volkswagen:** 04053926 - **WAI:** 549108

0108

## IMPULSOR DE PARTIDA DO MOTOR DE ARRANQUE

STARTER DRIVE / IMPULSOR DE PARTIDA

FOTO / Photo pg. 251

## APLICAÇÃO / Application / Aplicación

**Alfa Romeo:** Alfa 6 2.0, 2.5 | Alfa 75 1.6, 1.8, 1.8 turbo, 2.5 | Alfa 90 1.8, 2.0, 2.5 | Alfesud 1.2 Super TI | Alfetta 1.6, 1.8, 2.0 | Arna 1.2 e 1.3 | F2 | Giulietta 1.3, 1.8, 2.0 | GTV2000 2.0 e 2.5 - **Audi:** 100 1.8, 1.9, 2.0 | 200 turbo | 200i | 80 | 80L | Quattro - **BMW:** 320 | 323 i | 520 | 523 i | 528 - **Citroën:** BX 14 | C22 | C25 | LNA II | Visa | Visa II - **Fiat:** Ritmo Super 85 1.5 - **Ford:** Belina II com motor CHT 1.6 | Capri II 2.3, 2.8 | Consul 2.3 | Corcel II 1.6 | Del Rey 1.6 | Escort 1.3, 1.6 CHT | Escort Hobby 1.6 | FT 100 | FT 125 | FT 130 | FT 150 | FT 175 | FT 190 | FT 60 | FT 75 | FT 900 | Galaxy | Granada 1.7, 2.0, 2.3, 2.6, 2.8 | Pampa 1.6 | Royale com transmissão automática e EFI | Scala 1.6 CHT | Sierra 1.6, 2.0, 2.3 | Taunus 2.0, 2.3 | Verona LX 1.6 | Versailles 1.8, 2.0 e 2.0i - **General Motors/Chevrolet:** Chevette 1.4 e 1.6 | Chevette Junior álcool e gasolina | Chevy 500 | Ipanema 1.8 | Kadett 1.8 | Marajó 1.4 e 1.6 | Monza - **Gurgel:** Carajas com motor VW AP 1.8 02/1988... - **Lancia:** Delta 1.5 | Gamma 2.0, 2.5 | Prisma 1.5 - **Mercedes Benz:** 200 | 208 | 220 | 280 | 308 | 350 | 380 | 450 | 500 - **Opel:** Admiral 2.8 | Ascona B, C | Blitz CF | Comodore B | Corsa 1.0, 1.2, 1.3 | Diplomat B | Kadett C, D | Manta B | Monza | Rekord | Senator - **Peugeot:** 104 | 504 1.6, 1.8, 2.0 (V6) | 505 1.8, 2.0 | 604 V6 | J5  
**Porsche:** 924 - **Renault:** P1000 | P2000 | R14GTL-GTS | R18 | R18 turbo | R20 | R30 | Trafic - **Volkswagen:** Gol 1.0i | Gol 1.6 | Gol 1.8i | LT 28 | LT 31 | LT 35 | LT 40 | LT 45 | Parati GLS | Passat GTS Pointer 1.8 5cil. a álcool | Quantum 1.8 e 2.0 CL, GL, GLS | Santana 1.8 e 2.0 CL, GL, GLS | Saveiro 1.8 álcool e gasolina | Voyage GLS 1.8 álcool e gasolina - **Volvo:** 140 | 142 | 144 | 160 | 164 | 240 | 340 | 360 | 760 - **Yanmar:** Micro Trator 1030 | Micro Trator TC11 | TC11 Super (NS 11)

## MOTOR

**Bosch:** 0001157024 | 0001157025 | 0001157028 | 0001157029 | 0001157030 | 0001208200 | 0001208201 | 0001208202 | 0001208206 | 0001208208 | 0001208209 | 0001208211 | 0001208216 | 0001208217 | 0001208224 | 0001208225 | 0001208226 | 0001208227 | 0001208228 | 0001208229 | 0001208233 | 0001208400 | 0001208405 | 0001211207 | 0001211215 | 0001211229 | 0001211242 | 0001311101 | 0001311103 | 0001311104 | 0001311105 | 0001311106 | 0001311107 | 0001311108 | 0001311109 | 0001311110 | 0001311112 | 0001311114 | 0001311117 | 0001311118 | 0001311120 | 0001311121 | 0001311122 | 0001311124 | 0001311125 | 0001311126 | 0001311127 | 0001311131 | 0001311132 | 0001311136 | 0001311137 | 0001311139 | 0001311140 | 0001311141 | 0001311143 | 0001311145 | 0001311147 | 0001314018 | 9000062014 | 9000082024 | 9000082025 | 9000082033 | 9000082035 | 9000082036 | 9000082041 | 9000082042 | 9000082043 | 9000082048 | 9000082050 | 9000082051 | 9000082054 | 9000082055 | 9000082058 | 9000082059 | 9000082063 | 9000082064 | 9000082065 | 9000082067 | 9000082069 | 9000082071 | 9000082074 | 9000082075 | 9000082076 | 9000082078 | 9000141116 | 9000142001 | 9000142002 | 9000142003 | 9000142102 | 9000333105 | 9000334102

## EQUIVALENTE / Equivalent

**Bosch:** 1006209404 | 1006209410 | 1006209414 | 1006209416 | 1006209427 | 1006209447 | 1006209462 | 1006209463 | 1006209471 | 9001066236 | 9001082340 | 9001082618 | 9001082660 | 9001082686 | 9001082748 | 9001336324 | F000AL1002 - **Fiat:** 9936602 | 9937705 | 82327386 - **General Motors/Chevrolet:** 09307667  
**Italacciai:** SD436 - **Lester:** 16299 | 16353 | 16367 | 16401 | 16412 | 16417 | 16418 | 16443 | 16462 | 16531 | 16534 | 16538 | 16539 | 16550 | 16557 | 16593 | 16619 | 16621 | 16683 | 16684 | 16689 | 16722 | 16781 | 17031 | 17061 | 17122 - **Lucas:** TMB448 | TMB480 - **Lucas Indiel:** 221480 - **Volkswagen:** 059911335B | ZBC911335 | 78MU11350A - **WAI:** 549129

0110

## IMPULSOR DE PARTIDA DO MOTOR DE ARRANQUE

STARTER DRIVE / IMPULSOR DE PARTIDA

FOTO / Photo pg. 251

## APLICAÇÃO / Application / Aplicación

**Caterpillar:** 1670 Com motor Cummins | 1673 Com motor Cummins | 16G | 245 Com motor Cummins | 3406 | 3408 | 3412 | 3508 Com motor Cummins | 3512 Com motor Cummins | 3516 Com motor Cummins | 621B Com motor Cummins | 621E Com motor Cummins | 623B Com motor Cummins | 776 Com motor Cummins | 776B Com motor Cummins | 824C Com motor Cummins | 826C Com motor Cummins | 980C Com motor Cummins | 983B Com motor Cummins | D320 | D8N Com motor Cummins | IT14B Com motor Cummins | Máquinas equipadas com motor D311 | Máquinas equipadas com motor D320 | Máquinas equipadas com motor D330 | Máquinas equipadas com motor D333 | Máquinas equipadas com motor D342 | Máquinas equipadas com motor D343 | Pá carregadeira 120M | Pá carregadeira 180M | Pá Carregadeira 966  
**Clark:** 110 | 110III | 110IIII | 180III | 210I | 210III | 280 | 280IIIA | 400 | 450 | 501 | 550 | 650 | 75III | 75IV | 85A | C500 - **Cummins:** Motor Cummins 42 MT 12/14V | Série 855 10.0L | Série V 9.1L | Séries 855 V 9.1L | Séries L 10.0L e 14.0L | Séries L10 V 9.1L | Séries L14 V 9.1L - **Hyster:** H150 | H150E | H165 | H165E | H180 | H180E | H200 | H200E | H200ES | H225 | H225E | H250A | H250E | H300 | H360A | H360AD | H400A | H400AD | H700 | H800A | M500 | M600 | P125A | P150A | P165A | P180A - **International:** Caminhões Série 9000 com motor Cummins M11 - **John Deere:** John Deere 42 MT - **Massey Ferguson:** Massey Ferguson - **Terex:** 81SH | 82SH | 83SH | 84SH | S11E | TS14 | TS14B | TTS14

## MOTOR

**Caterpillar:** 7M8651 - **Chrysler:** 15056 | 15113 - **Ford:** C3TF11000A | C3TZ11001A | C4TF11000A | C4TZ11002A | C5TZ11002C | C6TF11001A | C9HZ11000C | D3TF11000A - **Leece Neville:** CATF11000A | CATZ11002A - **Remy:** 1109625 | 1109627 | 1109631 | 1109636 | 1109642 | 1109643 | 1109649 | 1109755 | 1109759 | 1113475 | 1113519 | 1113643 | 1113645 | 1113832 | 1113884 | 1113952 | 1113955 | 1113956 | 1113957 | 1113958 | 1113965 | 1113966 | 1113968 | 1113970 | 1113971 | 1113972 | 1113973 | 1113974 | 1113975 | 1113977 | 1113978 | 1113979 | 1113981 | 1113983 | 1113986 | 1113994 | 1113995 | 1113997 | 1114066 | 1114092 | 1114140 | 1114143 | 1114145 | 1114148 | 1114150 | 1114197 | 1990352 | 1990355 | 1990420 | 1990483 | 1990484 | 1990489 | 1990490 | 10478802 | 10478813 | 10478824 | 10478827 | 10478829 | 10478894 | 10478911 | 10478986 | 10478998 | 10479010 | 10479339 | 10479343

**0110****IMPULSOR DE PARTIDA DO MOTOR DE ARRANQUE**

STARTER DRIVE / IMPULSOR DE PARTIDA

FOTO / Photo pg. 251

**EQUIVALENTE / Equivalent**

**Butec:** 851075 | 852763 | 852962 - **Caterpillar:** 6N3826 - **Chrysler:** 15056 | 15113 - **Facet:** 480117 | 480321 - **Ford:** EAB11350A | C2DZ11350A | C3DE11350A | C3TZ11350A | C8DF11350A | C9HE11350A | D4HF11350BA - **Lester:** 3041 | 3042 | 3043 | 3045 | 3047 | 3074 | 3296 | 3298 | 3299 | 3342 | 3712 | 3744 | 3745 | 3757 | 3766 | 3770 | 3785 | 3902 | 3905 | 3941 | 3958 | 3963 | 3974 | 3997 | 4600 | 4899 | 4927 | 4930 | 4937 | 4987 | 6203 | 6208 | 6229 | 6230 | 6231 | 6243 | 6245 | 6352 | 6356 | 6370 | 6378 | 6509 | 6511 | 6513 | 6538 | 6548 | 6549 | 6551 | 6552 | 6553 | 6554 | 6555 | 6556 | 6564 | 6565 | 6569 | 6619 | 6624 | 6625 | 6637 | 6671 | 6672 | 6684 | 6760 | 6762 | 6781 - **Lucas Indiel:** 223190 - **Remy:** 830620 | 1109625 | 1894211 | 1935487 | 1945487 | 1952083 | 1953373 | 1955777 | 1960370 | 1967779 | 8000066 | 830620L

**WAI:** 54123**0111****IMPULSOR DE PARTIDA DO MOTOR DE ARRANQUE**

STARTER DRIVE / IMPULSOR DE PARTIDA

FOTO / Photo pg. 251

**APLICAÇÃO / Application / Aplicación**

**Fiat:** 147 | Argenta 2.0 | Duna 60 | Duna 70 | Elba 1.3 e 1.5, CS/ S | Fiorino 1.1 | Panorama | Prêmio 1.2,1.3,1.5 | Prêmio CS | Prêmio CSL | Prêmio S | Regata 70 | Regata 75 | Regata 85 | Regata 90 IE | Ritmo 75 | Spazio | Spazio | Super 85 | Tempra 16V | Tempra 2.0 MPI 16V | Tempra 2.0 SPI 8V | Tempra 2.0 Turbo | Tipo 1.6i.e | Uno 1.4i e 1.6i (argentina) | Uno 1.5 | Uno 1.6 | Uno 75 IE | Uno CS | Uno Mille | Uno R | Uno S | Uno SX - **Lada:** 2104 | Laika 1.5 e 1.6 | Niva 1.5 e 1.6 02/1993... - **Lancia:** Beta 1.3, 1.4, 1.6, 1.8, 2.0 | Delta 1.5, 1.6 | Prisma 1.5, 1.6 | Trevi 1.6, 2.0 - **Seat:** 131 1.6 | 132 1.6 e 1.8 - **Volvo:** Penta

**MOTOR**

**Bosch:** 0001208218 | 0001208408 | 0001211246 | 0001311116 | 0001311119 | 0001311123 | 0001311129 | 0001311130 | 0001311133 | 9000082021 | 9000082039 | 9000082040 | 9000082053 | 9000082061 | 9000082066 | 9000082070 | 9000082079 | 9000082080 | 9000082083 | 9000082085 | 9000142100 - **Fiat:** 4470377 | 7501995

**EQUIVALENTE / Equivalent**

**Bosch:** 1006209425 | 9001082324 | 9001082749 | F000AL1871 - **Fiat:** 7073094 | 9932923 - **General Motors/Chevrolet:** 07073094 - **Italacciai:** SD186 - **Lester:** 16257 | 16953 - **Lucas:** TMB483 - **Lucas Indiel:** 221483 - **WAI:** 5491138

**0112****IMPULSOR DE PARTIDA DO MOTOR DE ARRANQUE**

STARTER DRIVE / IMPULSOR DE PARTIDA

FOTO / Photo pg. 251

**APLICAÇÃO / Application / Aplicación****Case:** Pá Carregadeira - **John Deere:** Tractor**EQUIVALENTE / Equivalent**

**Cargo:** 133545 - **Facet:** 10533 | 10632 | 10633 - **Lester:** 3300 | 4000 | 4100 | 4211 | 4248 | 4251 | 4268 | 4307 | 4318 | 4943 | 4994 | 4995 | 6164 | 6510 | 6707 | 6731 | 6733 | 6737 - **Lucas Indiel:** 223191 - **Remy:** D2037 | A43652 | 1877345 | 1947912 | 1968131 | 1970376 | 1971706 | 10479522 | 10497522 - **WAI:** 54138 | 54160

**0114****IMPULSOR DE PARTIDA DO MOTOR DE ARRANQUE**

STARTER DRIVE / IMPULSOR DE PARTIDA

FOTO / Photo pg. 251

**APLICAÇÃO / Application / Aplicación****Detroit:** Caminhão GM com motor 4.53 - **General Motors/Chevrolet:** Caminhão com motor 4.53**MOTOR****Wapsa:** MPB36**EQUIVALENTE / Equivalent****Lucas Indiel:** 223192 - **Wapsa:** 224041**0115****IMPULSOR DE PARTIDA DO MOTOR DE ARRANQUE**

STARTER DRIVE / IMPULSOR DE PARTIDA

FOTO / Photo pg. 251

**APLICAÇÃO / Application / Aplicación****Ford:** Maverick 4 cil | Pick Up - **Willys:** Pick Up | Rural | Utilitário Jeep**MOTOR****Bosch:** 9000082017**EQUIVALENTE / Equivalent****Bosch:** 9001082425 - **Lucas Indiel:** 221493**0117****IMPULSOR DE PARTIDA DO MOTOR DE ARRANQUE**

STARTER DRIVE / IMPULSOR DE PARTIDA

FOTO / Photo pg. 251

**APLICAÇÃO / Application / Aplicación****Case:** Trator 42 MT - **Caterpillar:** Caterpillar - **Clark:** Pá Carregadeira - **Cummins:** Empilhadeira Case 42MT 12/24V - **John Deere:** John Deere 42 MT

0117

## IMPULSOR DE PARTIDA DO MOTOR DE ARRANQUE

STARTER DRIVE / IMPULSOR DE PARTIDA

FOTO / Photo pg. 251

## MOTOR

**Autolite Prestolite:** MES6101K | MES6301K | MFJ6201J | MFY6201K | MFY6101AUT - **Bosch:** 0001420001 | 0001420003 | 0001420004 | 0001420005 | 0001420009 | 0001420013 | 0001420014 | 0001420015 | 0001420024 | 0001420025 | 0001421001 | 0001421002 | 0001421003 | 0001421004 | 0001421006 | 0001421008

**Leece Neville:** 7072MB | 7072MC | 7146MA | 7146MB | 7148MA - **Paris Rhone:** D13E117TE | D13E119TE | D13E120TE | D13E121TE | D13E122TE | D13E123TE

**Prestolite:** MES6301K - **Remy:** 1108898 | 1108987 | 1109158 | 1109169 | 1109170 | 1109172 | 1109178 | 1109184 | 1109229 | 1109230 | 1109233 | 1109235 | 1109236 | 1109249 | 1109736 | 1109741 | 1109746 | 1109801 | 1109869 | 1112775 | 1113127 | 1113311 | 1113312 | 1113313 | 1113326 | 1113327 | 1113329 | 1113330 | 1113335 | 1113337 | 1113359 | 1113602 | 1113603 | 1113605 | 1113607 | 1113617 | 1113620 | 1113621 | 1113744 | 1113774 | 1113775 | 1113794 | 1113816 | 1113822 | 1114024 | 1114028 | 1114036 | 1114043 | 1114044 | 1114045 | 1114955 | 1114976 | 1990335 | 1992019 - **Valeo:** D13E117TE | D13E118TE | D13E119TE | D13E120TE | D13E121TE | D13E122TE | D13E123TE

## EQUIVALENTE / Equivalent

**Bosch:** 2006202000 - **Butech:** 850363 | 852758 | 852957 - **Cargo:** 232632 - **Caterpillar:** 4N4517 - **Facet:** 480116 | 480410 - **Lester:** 3055 | 3064 | 3809 | 3884 | 3894 | 3895 | 3931 | 3949 | 4636 | 4731 | 4732 | 4733 | 4734 | 4747 | 4748 | 5597 | 6213 | 18020 | 18021 - **Lucas Indiel:** 223193 - **Paris Rhone:** 103066 - **Prestolite:** PD71

**Remy:** 1914341 | 1918866 | 1921998 | 1932526 | 1932545 | 1932605 - **Valeo:** NE711 | 103066 | 186621 - **WAI:** 54118

0118

## IMPULSOR DE PARTIDA DO MOTOR DE ARRANQUE

STARTER DRIVE / IMPULSOR DE PARTIDA

FOTO / Photo pg. 251

## APLICAÇÃO / Application / Aplicación

**Case:** Retroescavadeira 580H - **CBT:** Trator 8240 | Trator 8260 4x4 com motor Perkins - **Chrysler:** Caminhão Dodge D300 com motor Perkins 09/1977...

**General Motors/Chevrolet:** 4006MT | 8000MT | D40 | D6000 com motor Maxion 03/1992... | Pick Up D20 com motor Maxion - **John Deere:** MD630 | MND730

**Kawasaki:** F1300DT | F1400DT | F1500DT | F1600DT | F1800DT | F1902DT | F2105D - **Komatsu:** P160 | P170 | P170T | P190 | P200 | P260 | P270 | Retroescavadeira PC150 mod. 5, (Hidráulica) - **Massey Ferguson:** Colheitadeira MF3640 PER-A 6358 | Colheitadeira MF5650 turbo PER-AT 6354-4 | Colheitadeira MF102 | Colheitadeira MF1630 | Colheitadeira MF1630 PER-A 4248 | Colheitadeira MF210S | Colheitadeira MF220 | Colheitadeira MF310 | Colheitadeira MF3640 | Colheitadeira MF5650 | Colheitadeira MF5650 PER-A 6354-4 | Pick Up | Trator Maxion 9150 | Trator Maxion 9110 | Trator Maxion 9130 | Trator Maxion 9170 | Trator MF265 | Trator MF270 | Trator MF275 | Trator MF275/4 | Trator MF285 | Trator MF290 | Trator MF292 | Trator MF295 | Trator MF295/4 | Trator MF296 | Trator MF296/4 | Trator MF400 | Trator MF50X | Trator MF55X | Trator MF65R | Trator MF65X | Trator MF85X | Trator MF86 | Trator MF95 | Trator MF95i - **Mercedes Benz:** Ônibus O917 01/1988... | Ônibus OF 1113 01/1988... | Ônibus OH1113 01/1988... - **Perkins:** Maxion S4T GM - D20 03/1992... | Maxion 1006.6T Trator Ideal 9075 09/1994... | Maxion 1006.6T Trator Ideal 9090 09/1994... | Maxion S4T GM - D6000 03/1992... | Motor Industrial 4203 | Motor Industrial 4236 | Motor Industrial 63544 | Motor Industrial 6358 | Motor Industrial 3152 | Motor Industrial 4203 | Motor Industrial 4236 | Motor Industrial 6358 | Perkins 248 Trator CBT 8240 01/1984... | Perkins 4236 A | Perkins 6.354/4 Trator CBT 8260 4x4 01/1984... | Perkins A6.358 08/1989... | Trator 296 04/1976... | Trator 400 04/1976... | Trator Ideal 9110 08/1989... | Trator Ideal 9130 08/1989... | Trator Ideal 9150 08/1989... | Trator Ideal 9170 08/1989... | Trator MF 290/4 04/1976... | Trator MF 292 04/1976... | Trator MF 275 04/1976... | Trator MF 275/4 04/1976... | Trator MF 283 | Trator MF 283 04/1976... | Trator MF 290 04/1976... | Trator MF 292 turbo 04/1976... | Trator MF 296/4 04/1976... - **Volvo:** 406 | 407 | F82 | F83S - **Yanmar:** Motor Estacionário BT22 | Motor Estacionário BT33 | Motor Estacionário BT222 | Motor Estacionário BT233 | Trator 1050D | Trator 1050D 4x4

## MOTOR

**Bosch:** 0001359008 | 0001359064 | 0001359067 | 0001360050 | 0001365005 | 9000083035 | 9000083038 | 9000083041 | 9000083042 | 9000083051 | 9000083055 | 9000083058 | 9000083059 | 9000083062 | 9000453073 | 9000453086 | F000ALO700

## EQUIVALENTE / Equivalent

**Bosch:** 2006209394 | 2006209405 | 2006209435 | 9002453038 | 9002453074 | 9002453082 - **Italacciai:** SD312 - **Lester:** 18122 | 18259 - **Lucas:** TNB439

**Lucas Indiel:** 222439 - **WAI:** 549112

0119

## IMPULSOR DE PARTIDA DO MOTOR DE ARRANQUE

STARTER DRIVE / IMPULSOR DE PARTIDA

FOTO / Photo pg. 251

## APLICAÇÃO / Application / Aplicación

**Lancia:** Flavia | Fulvia - **Volkswagen:** Transporter 1.2

## MOTOR

**Bosch:** 0001207001 | 0001207002 | 0001208006 | 0001208017 | 0001310007

## EQUIVALENTE / Equivalent

**Bosch:** 1006209059 | 1006209060 | 1006209067 | 1006209117 | 1006209119 | 1006209320 | 1006209321 | 1006209322 | 1006209323 | 1006209324 | 1006209325 | 1006209329 - **Italacciai:** SD456 - **Lester:** 16318 | 16319 | 16327 | 16329 | 16355 | 16396 - **Volkswagen:** 113911335A | 113911335B

0120

## IMPULSOR DE PARTIDA DO MOTOR DE ARRANQUE

STARTER DRIVE / IMPULSOR DE PARTIDA

FOTO / Photo pg. 251

## APLICAÇÃO / Application / Aplicación

**Fiat:** 1100TD | 124 | 124 Special | 127 0.9, 1.05, 1.3 | 128 | 131 1.3 | 141 | 238 | 241T | Panda 45 4X4 | Regata 1.1, 1.3 | Regata 70 | Ritmo 60 | Ritmo 65 | Ritmo 75 | Ritmo 85 | Ritmo Super | Uno 0.9, 1.1 e 1.3 | X1/9 - **Lancia:** Delta 1.3 | Prisma 1.3 - **Seat:** 1200 Sport 1430 cc | 124 | 124D | 124D Special | 127 | 127 Fura | 128.3P | 131 | 131L | 138 | Ritmo



**0120****IMPULSOR DE PARTIDA DO MOTOR DE ARRANQUE**

STARTER DRIVE / IMPULSOR DE PARTIDA

FOTO / Photo pg. 251

**MOTOR**

**Femsa:** MTS121 | MTS1222 | MTS1223 | MTS1229 | MTS1234 | MTS1239 | MTS1242 | MTS1247 | MTS1248 | MTS12P2 | MTS12P19 | MTS12P20 | MTS12P29 | MTS12V13 | MTS12V25 - **Fiat:** 4142222 | 4142223 | 4143828 | 4152196 | 4181961 | 4198226 | 4198227 | 4198600 | 4198601 | 4204698 | 4204699 | 4229113 | 4229114 | 4474805 | 4474917 - **Italacciai:** MTS1201 - **Magneti Marelli:** 63220700 | 63220701 | 63220702 | 63220705 | 63220706 | 63220720 | 63220721 | 63220723 | 63220724 | 63220731 | 63220740 | 63220741 | 63220743 | 63220744 | 63220746 | 63220800 | 63220833 | 63220834 | 63220836 | 63220900 | 63220932 | 63220940 | 63221300

**EQUIVALENTE / Equivalent**

**Bosch:** 9001336222 - **Femsa:** 03550 | 170613 | 1706114 - **Fiat:** 4130651 | 4142235 | 4145751 | 4202988 | 4249166 | 9936036 | 9941892 - **Garef:** 58350001 | 58350002  
**Italacciai:** SD107 - **Lester:** 16465 | 16521 | 16593 | 16700 - **Lucas Indiel:** 227632 - **WAI:** 549305

**0125****IMPULSOR DE PARTIDA DO MOTOR DE ARRANQUE**

STARTER DRIVE / IMPULSOR DE PARTIDA

FOTO / Photo pg. 251

**APLICAÇÃO / Application / Aplicación**

**Agrale:** Mini Pá Carregadeira | Motor Estacionário M790 | Trator T4200 | Trator T4300 - **Bobcat:** Mini Pá Carregadeira com motor Agrale - **Clark:** Mini Pá Carregadeira

**MOTOR**

**Bosch:** 9000453013 | 9000453048 - **Wapsa:** MPB38

**EQUIVALENTE / Equivalent**

**Bosch:** 9001453349 - **Lucas:** TWB240 - **Wapsa:** 224040

**0126****IMPULSOR DE PARTIDA DO MOTOR DE ARRANQUE**

STARTER DRIVE / IMPULSOR DE PARTIDA

FOTO / Photo pg. 251

**APLICAÇÃO / Application / Aplicación**

**Ford:** Galaxie | Landau | LTD | Maverick com motor 302 CID 8 cil 1976...

**MOTOR**

**Wapsa:** MPB35

**EQUIVALENTE / Equivalent**

**Wapsa:** 224039

**0131****IMPULSOR DE PARTIDA DO MOTOR DE ARRANQUE**

STARTER DRIVE / IMPULSOR DE PARTIDA

FOTO / Photo pg. 251

**APLICAÇÃO / Application / Aplicación**

**Volkswagen:** Sedan 1200 | Sedan 1300 | Sedan 1500 | Sedan 1600 | Transporter 1.5, 1.6

**MOTOR**

**Bosch:** 0001160003 | 0001160013 | 0001207016 | 0001207018 | 0001207019 | 0001211012

**EQUIVALENTE / Equivalent**

**Bosch:** 1006209061 | 1006209102 | 1006209104 | 1006209161 | 1006209339 | 2006209160 | 2006209161 | 2006209311 - **Italacciai:** SD457 - **Lester:** 16396 | 16450  
**Lucas Indiel:** 223317 - **Volkswagen:** 113911335C - **WAI:** SP842261

0133

## IMPULSOR DE PARTIDA DO MOTOR DE ARRANQUE

STARTER DRIVE / IMPULSOR DE PARTIDA

FOTO / Photo pg. 251

## APLICAÇÃO / Application / Aplicación

**Asia Motors:** Compressor AX430 - **Case:** Pá Carregadeira W36 com motor Cummins e Scania | Pá Carregadeira W36B com motor Cummins e Scania | Trator Agrícola 2470 | Trator Agrícola 4490 - **Caterpillar:** Grupo Gerador 3304T | Grupo Gerador 3306T | Moto Scraper 631E | Motoniveladora 120B 3306 | Motoniveladora 140B 3306 | Pá Carregadeira 930 | Pá Carregadeira 966 | Trator de Esteiras 631E | Trator de Esteiras D4D | Trator de Esteiras D4E | Trator de Esteiras D5B | Trator de Esteiras D6C | Trator de Esteiras D6D | Trator de Esteiras D6E | Trator de Esteiras D8L - **Cummins:** Chassi p/ ônibus UC210 | Chassi p/ ônibus RC210 | Motor 250 Super | Motor 6C | Motor 6CT | Motor 6CTA | Motor N855 - **Fiat:** Caminhão 190 | Caminhão 190T | Caminhão 210 | Caminhão 180 - **Fiat Allis:** Trator de Esteiras AD14 com motor Scania

**Fiat Iveco:** Caminhão - **Komatsu:** Trator de Esteiras D60A com motor Cummins N855 | Trator de Esteiras D60E com motor Cummins N855 | Trator de Esteiras D60F com motor Cummins N855 | Trator de Esteiras D65A com motor Cummins N855 | Trator de Esteiras D65E com motor Cummins N855 - **Maifera:** Trator M série M 210 com motor Cummins 6CTA 8.3 09/1991... | Trator M série M 240 com motor Cummins 6CTA 8.3 09/1991... - **Massey Ferguson:** Trator MF4780 com motor Scania DN11

**Mercedes Benz:** Caminhão 1520 | Caminhão 2020 OM355-5 | Caminhão 2624 | Caminhão MB856 | Caminhão MB858 | Caminhão MB866 | Caminhão MB868 | Caminhão/Ônibus 2220 | Caminhão/Ônibus 1419 | Caminhão/Ônibus 1420 | Caminhão/Ônibus 1517 | Caminhão/Ônibus 1518 | Caminhão/Ônibus 1519 | Caminhão/Ônibus 1524 | Caminhão/Ônibus 1525 | Caminhão/Ônibus 1924 | Caminhão/Ônibus 1924A | Caminhão/Ônibus 1929 | Caminhão/Ônibus 1932 | Caminhão/Ônibus 1933 | Caminhão/Ônibus 1934 | Caminhão/Ônibus 2019 | Caminhão/Ônibus 2219 | Caminhão/Ônibus 2624A | Chassi p/ Ônibus 1420 | Chassi p/ Ônibus 1517 | Chassi p/ Ônibus 1518 | Chassi p/ Ônibus O364 | Chassi p/ Ônibus O370 | Chassi p/ Ônibus O371 | Chassi p/ Ônibus O371UP | Chassi p/ Ônibus OH1419 | Motor Estacionário, gerador, industrial e marítimo OM314 | Motor Estacionário, gerador, industrial e marítimo OM352 | Motor Estacionário, gerador, industrial e marítimo OM352A | Motor Estacionário, gerador, industrial e marítimo O370 OM355-5, 6, 6A, 6LA | Motor Estacionário, gerador, industrial e marítimo O371 OM355-5A, 6A, 6LA | Motor Estacionário, gerador, industrial e marítimo O371UP OM355-5 | Ônibus O355 OM355-6 | Ônibus O364 OM355-5 e 6 | Ônibus O365 OM355-5 | Ônibus O371 | Ônibus O371UP | Ônibus O370 - **MWM:** Motor D232 | Motor TD232 - **Scania:** Caminhão 145 | Caminhão BR145 | Caminhão CR145L | Caminhão CR145T | Caminhão CR145X | Caminhão DS114 | Caminhão L D11 | Caminhão L DS11 | Caminhão LS D11 | Caminhão LS DS11 | Caminhão LT 110 D11 | Caminhão LT 110S DS11 | Chassi p/ ônibus K112 | Chassi p/ ônibus S112 | Chassi p/ ônibus BR116S | Motor DN11 industrial e marítimo | Motor DS11 industrial e marítimo | Motor DS14 industrial e marítimo | Ônibus BR115 05/1975... | Ônibus BR115S 05/1975... | Ônibus BR116 05/1975... | Ônibus BR116S 05/1975... - **Volkswagen:** Caminhão VW14.170 | Caminhão VW14.210 | Caminhão VW16.170 | Caminhão VW16.210 - **Volvo:** Caminhão 210 | Caminhão N10 | Caminhão N12 | Caminhão NL10 | Caminhão NL10-340 | Caminhão NL2-400 | Chassi p/ ônibus B10M | Chassi p/ ônibus B58E

## MOTOR

**Bosch:** 0001410021 | 0001410041 | 0001410063 | 0001410089 | 9000084007 | 9000084008 | 9000084009 | 9000084010 | 9000084011 | 9000084012 | 9000084013 | 9000084014 | 9000084015 | 9000084016 | 9000084017 | 9000084018 | 9000084019 | 9000084020 | 9000084021 | 9000084022 | 9000084023 - **Remy:** 19024013 | 19024016 | 19024038 | 19024063 | 19024064 | 19024071 | 19024076 | 19024077 | 19024079 | 19024087 | 19024135 | 19024180 | 19024801

## EQUIVALENTE / Equivalent

**Bosch:** 2003162001 | 2003162005 | 2003162006 | 2003162016 | 2006401527 - **Fiat:** 9926536 - **Lucas Indiel:** 223197 - **Remy:** 19024391 | 19024909 - **TJ:** 0842116 | 0842190 | 0846190 - **WAI:** 5491400

0134

## IMPULSOR DE PARTIDA DO MOTOR DE ARRANQUE

STARTER DRIVE / IMPULSOR DE PARTIDA

FOTO / Photo pg. 251

## APLICAÇÃO / Application / Aplicación

**Case:** Trator - **Ford:** Bedford - **Hyundai:** Pony - **Massey Ferguson:** Massey Ferguson

## MOTOR

**Lucas Indiel:** 27423A | 27452A | 27475A | 26275F/K | 26280F/J | 26306E/H | 27412A/D | 27416A/D

## EQUIVALENTE / Equivalent

**Lester:** 17642 - **Lucas:** TMB125 | 54247397 | 60600078 - **WAI:** 549218

0135

## IMPULSOR DE PARTIDA DO MOTOR DE ARRANQUE

STARTER DRIVE / IMPULSOR DE PARTIDA

FOTO / Photo pg. 252

## APLICAÇÃO / Application / Aplicación

**American:** Ambassador V8 4.8L 290cid 1968...1969 | Ambassador V8 5.0L 304cid 1970...1974 | Ambassador V8 5.0L 4982cc 304cid 1970...1974 | Ambassador V8 5.0L 4983cc 304cid 1970...1974 | Ambassador V8 5.6L 343cid 1967...1969 | Ambassador V8 5.6L 5585cc 343cid 1967...1969 | Ambassador V8 5.9L 360cid 1970...1974 | Ambassador V8 5.9L 5899cc 360cid 1970...1974 | Ambassador V8 5.9L 5900cc 360cid 1970...1974 | Ambassador V8 6.4L 390cid 1968...1970 | Ambassador V8 6.4L 6391cc 390cid 1968...1970 | Ambassador V8 6.6L 401cid 1971...1974 | Ambassador V8 6.6L 6571cc 401cid 1971...1974 | Ambassador V8 6.6L 6572cc 401cid 1971...1974 | American | AMX 8 cil 5.0L 304cid 1972...1974 | AMX 8 cil 5.0L 4982cc 304cid 1972...1974 | AMX 8 cil 5.0L 4983cc 304cid 1972...1974 | AMX 8 cil 5.9L 5899cc 360cid 1971...1974 | AMX 8 cil 5.9L 5900cc 360cid 1971...1974 | AMX 8 cil 6.6L 6571cc 401cid 1971...1974 | AMX 8 cil 6.6L 6572cc 401cid 1971...1974 | AMX V8 4.8L 290cid 1968...1969 | AMX V8 5.6L 343cid 1968...1969 | AMX V8 5.6L 5585cc 343cid 1968...1969 | AMX V8 5.9L 360cid 1970 | AMX V8 5.9L 5899cc 360cid 1970 | AMX V8 5.9L 5900cc 360cid 1970 | AMX V8 6.4L 390cid 1968...1970 | AMX V8 6.4L 6391cc 390cid 1968...1970 | Gremlin L6 3.8L 232cid 1973...1976 | Gremlin L6 3.8L 3802cc 232cid 1973...1974 | Gremlin L6 4.2L 258cid 1973...1976 | Gremlin L6 4.2L 4228cc 258cid 1973...1974 | Gremlin L6 4.2L 4229cc 258cid 1973...1974 | Gremlin V8 5.0L 304cid 1972...1976 | Gremlin V8 5.0L 4982cc 304cid 1972...1976 | Gremlin V8 5.0L 4983cc 304cid 1972...1974 | Hornet L6 3.8L 232cid 1973...1976 | Hornet L6 3.8L 3802cc 232cid 1973...1974 | Hornet L6 4.2L 258cid 1973...1976

**Jeep Truck:** Cherokee L6 4.2L 258cid 1974...1976 | Cherokee L6 4.2L 4228cc 258cid 1974 | Cherokee L6 4.2L 4229cc 258cid 1974 | Cherokee V8 5.9L 360cid 1974...1976

## MOTOR

**Autolite Prestolite:** C5AF1A | C5AF/1A - **Ford:** C6FF11001 | C6FF11001A | C9FF11001B | D0FF11001B | D0FF11001C

## EQUIVALENTE / Equivalent

**Bosch:** 1987BE0004 - **Chrysler:** FO1912 | LM1901 | PL1991 - **Ford:** C6FF11350B | C9FF11350A | D6FF11350AA | D6FF11350BA - **Lester:** 3207 | 3208 | 3209 | 3211 | 3212 - **Remy:** 1838065 | 1938065 - **WAI:** 54208

**0139****IMPULSOR DE PARTIDA DO MOTOR DE ARRANQUE**

STARTER DRIVE / IMPULSOR DE PARTIDA

FOTO / Photo pg. 252

**APLICAÇÃO / Application / Aplicación****Mercedes Benz:** 200 | 220 | 230 | 250 | 280**MOTOR****Bosch:** 0001313004**EQUIVALENTE / Equivalent****Bosch:** 1006209080 | 1006209439 | 9001043178 - **Italacciai:** SD309 - **Lester:** 16299 | 16543 - **WAI:** 549130**0140****IMPULSOR DE PARTIDA DO MOTOR DE ARRANQUE**

STARTER DRIVE / IMPULSOR DE PARTIDA

FOTO / Photo pg. 252

**APLICAÇÃO / Application / Aplicación****Daihatsu:** Charmant | Delta - **Toyota:** Carina 1.4, 1.6, 2.0 | Celica 1.4, 1.6, 2.0, 2.2, 2.3 | Corolla | Corona 1.4, 1.6, 1.8, 1.9, 2.0, 2.2, 2.3, 2.6 | Crown | Dyna | FJ 60 | Hi Ace | Hilux | Mark2 | Sprinter 1.6**MOTOR****Nippondenso:** 280002250 | 280002260 | 280002364 | 280002660 | 280002681 | 280003051 | 280003710 | 280004330 | 280006100 | 280006103 | 280006422 | 280006494 | 280006800 | 280006810 | 280006813 | 280006823 | 280007093 | 280007132 | 280007332 | 280007460 | 280007461 | 280007470 | 280007520 | 280007521 | 280007780 | 280007981 | 280009010 | 280009020 | 280009570 | 280009680 | 280009960 | 1280001610 | 1280002050 | 1280008130 - **Toyota:** 2810034070 | 2810040061 | 2810042021 | 2810044041 | 2810060042**EQUIVALENTE / Equivalent****Bosch:** 1987BE0023 - **Lester:** 16215 | 16222 | 16224 | 16230 | 16238 | 16261 | 16766 | 16832 | 16843 | 17354 - **Lucas Indiel:** 223199 - **Nippondenso:** 0283000660 | 0283000901 | 0283000911 | 0283001951 | 0283003350 - **Toyota:** 2801115010 | 2801141020 | 2801141021 | 2801160040 | 2801160041 - **WAI:** 548207**0141****IMPULSOR DE PARTIDA DO MOTOR DE ARRANQUE**

STARTER DRIVE / IMPULSOR DE PARTIDA

FOTO / Photo pg. 252

**APLICAÇÃO / Application / Aplicación****General Motors/Chevrolet:** Chevy Lux - **Isuzu:** KB20 - **Nissan:** 1200 | 120Y | 1300 | 140Y | 160Y | Bluebird | Cedric | Cherry | Laurel | Skyline | Violet**MOTOR****General Motors/Chevrolet:** 94021044 | 94022494 | 94024438 - **Hitachi:** S11423 | S11471 | S11472 | S11487 | S11488 | S11491 | S11492 | S14455 | S114100 | S114103 | S114108 | S114118 | S114121 | S114122 | S114131 | S114133 | S114134 | S114136 | S114143 | S114150 | S114156 | S114192 | S11423K | S11487L | S11487M | S11487P | S11491K | S11492K | S144192 | S114103K | S114103L | S114103M | S114103N | S114103P | S114108L | S114121N | S114122N - **Isuzu:** 8821001260 | 8942010201 | 9821001260 | 9821006060 | 9821006350 - **Nissan:** 2330008700 | 2330009500 | 2330009600 | 2330009602 | 2330010600 | 2330010601 | 2330010605 | 2330010615 | 2330015800 | 2330015805 | 2330018000 | 2330018005 | 2330018015 | 2330021000 | 2330021005 | 2330021006 | 2330021007 | 2330021008 | 2330021009 | 2330021017 | 2330026900 | 2330026901 | 2330043300 | 2330043305 | 2330043405 | 2330048300 | 2330048301 | 2330078505 | 2330079400 | 23300E3000 | 23300E3001 | 23300E3100 | 23300E3101 | 23300H0100 | 23300H0101 | 23300H3900 | 2330221008 | 4330078505 | 23300099600**EQUIVALENTE / Equivalent****General Motors/Chevrolet:** 94021427 - **Hitachi:** 2114N1550 | 2114N1560 | 2114N4550 - **Isuzu:** 8821213620 | 8921233010 | 9811233010 | 9821233010 - **Lester:** 16190 | 16201 | 16203 | 16205 | 16207 | 16209 | 16211 | 16246 | 16270 | 16805 - **Nissan:** 233120990 | 2331210600 | 2331210605 | 2331221000 | 2331221005 | 2331243601 | 23312E3000 | 23312E3300 | 23312E6000 | 23312N0900 - **WAI:** 548112**0144****IMPULSOR DE PARTIDA DO MOTOR DE ARRANQUE**

STARTER DRIVE / IMPULSOR DE PARTIDA

FOTO / Photo pg. 252

**APLICAÇÃO / Application / Aplicación****Ford:** Laser - **Mazda:** Capella | Familia | Luce | Pick Up 1000 1.2 | Proceed - **Mitsubishi:** Celeste 1.6 com motor 4G5 | Colt 1.2 com motor 4G5 | Colt Galant 1.8, 2.0 com motor 4G5 | Galant 1.6 com motor 4G5 | Lancer Galant 4G5 | Trator - **Nissan:** 260 | 280 | Caball | E60 | ZX 300**MOTOR****Mazda:** 22218400 | 32418400 | 022218400A | 032418400A | 042618400A | 042618400B | 489418400B | 489418400C | 489418400D - **Mitsubishi:** MEWR | MQJR | ME031 | ME041 | MQJ1R | MQJ2R | MQJ6R | MCA020 | ME10WR | MEA010 | MEA011 | MEA030 | MEA031 | MEA040 | MEA041 | MEA061 | MEA071 | MEA121 | MEC012 | MED030 | MED031 | MED032 | MED034 | MED041 | MED042 | MED074 | ME10AZR | ME12AZR | M2T10171 | M2T10271 | M2T15772 | M3T10071 | M3T10072 | M3T10171 | M3T10271 | M3T10272 | M3T10371 | M3T10372 | M3T10572 | M3T10672 | M3T11172 | M3T11173 | M3T11174 | M3T11272 | M3T11372 | M3T11373 | M3T11772 | M3T12372 | M3T12572 | M3T12672 | M3T13071 | M3T13072 | M3T15072 | M3T15073 | M3T15074 | M3T15075 | M3T15171 | M3T15271 | M3T15372 | M3T15675 | M3T15772 | M3T15872 | M3T15972 | M3T19171 | M3T19271 | M3T19471 | M4T14674 | M4T14372 | M4T14572 | M4T14672 | M4T14673 | M4T14674 | M4T14771 | M4T14872 | M4T141672 | MD001550 | MD001552 | MD001553 | MD003550 | MD003551 | MD011550 | MD011553 | MD021665 | MD021666 | MD021670 | MD021672 | MD021676 | MD021679 | MD021686 | MED10AZR | M3T11173Q - **Nissan:** 2330078511**EQUIVALENTE / Equivalent****Facet:** 10127 - **Lester:** 16210 | 16500 | 16519 | 16520 | 16522 | 16524 | 16571 | 16588 | 16720 | 16742 | 18097 - **Lucas Indiel:** 223201 - **Mazda:** 022224722 | 175723709  
**Mitsubishi:** K300 | K320 | MD02052 | MD600679 | MD602052 | MD602678 | MD602679 | MD6020599 | M191T30171 | M191T30971 | M191T30972 | M191T30973 | M191T33071 | M191T602052 | M191T602059 - **Nissan:** 23312E3010 - **WAI:** 548305 - **Ww:** 10127

**0150****IMPULSOR DE PARTIDA DO MOTOR DE ARRANQUE**

STARTER DRIVE / IMPULSOR DE PARTIDA

FOTO / Photo pg. 252

## APLICAÇÃO / Application / Aplicación

**Massey Ferguson:** Especial/Special - **New Holland:** Especial/Special | Trator - **Perkins:** Estacionários | Industriais | Tratores

## MOTOR

**Italacciai:** 26273E - **Lucas Indiel:** 26246M | 26290B | 26304D | 26323A | 26427A | 26273E/F | 26273H/M | 26274E/F | 26274H/N | 26294D/E | 26294F/Q | 26295D/Q | 26343A/K | 26344A/F | 26345A/J | 26351A/H | 26357A/E | 26358A/H | 26365A/F | 26366A/F | 26369A/J | 26374A/F | 26376A/L | 26378A/H | 26393A/F | 26403A/D | 26404A/D | 26408A/E | 26409A/E | 26410A/B | 26411A/B | 26414A/E | 26436A/B | 26246MM50 | 26323AM50 | 26427AM50 | 26404ADM50

## EQUIVALENTE / Equivalent

**Italacciai:** SD198 - **Lester:** 16670 | 17071 | 17072 | 17649 | 17650 | 17651 | 17652 - **Lucas:** TMB100 | 54244938 | 54246285 | 54246654 | 60600066 - **Lucas Indiel:** 223205 - **WAI:** 549203**0153****IMPULSOR DE PARTIDA DO MOTOR DE ARRANQUE**

STARTER DRIVE / IMPULSOR DE PARTIDA

FOTO / Photo pg. 252

## APLICAÇÃO / Application / Aplicación

**Yanmar:** Motor AE1 09/1977... | Motor AE2 09/1977...

## MOTOR

**Bosch:** 0001359086 | 9000083037 | 9000083057 | 9000143114 | 9000143115

## EQUIVALENTE / Equivalent

**Bosch:** 2006209445**0155****IMPULSOR DE PARTIDA DO MOTOR DE ARRANQUE**

STARTER DRIVE / IMPULSOR DE PARTIDA

FOTO / Photo pg. 252

## APLICAÇÃO / Application / Aplicación

**Ford:** Trator 2000 | Trator 3000 | Trator 8000 73 - **Perkins:** Estacionários | Industriais | Tratores

## MOTOR

**Lucas Indiel:** 27510 | 27573 | 27574 | 26236L | 26248M | 26256H | 26260E | 26285F | 26288F | 26412A | 26413A | 26422A | 27245A | 27403A | 27407A | 27408A | 27414A | 27435A | 27439A | 27446A | 27459A | 27469A | 27513A | 27568A | 27583D | 26238M/Q | 26259L/N | 26264H/K | 26271F/J | 26279F/K | 26281F/J | 26283H/K | 26310E/F | 26321D/F | 26347A/B | 26364A/F | 26370B/E | 26375A/D | 26387A/E | 26391A/B | 27409A/D | 27411A/B | 27415A/D | 27417A/D | 27420A/B | 27424A/B | 27426A/F | 27427A/E | 27429A/B | 27432A/E | 27433A/D | 27461A/B | 27464A/B | 27468A/B | 27470A/B | 27474A/B | 27502A/D | 27503A/D | 27514A/B | 27515A/E | 27518A/E | 27519A/D | 27522A/D | 27523A/D | 27524A/B | 27525A/B | 27526A/D | 27527A/B | 27532A/D | 27536A/D | 27537A/B | 27538A/D | 27539A/F | 27540A/H | 27541A/D | 27550A/B | 27559A/E | 27565B/D | 27570A/B | 27571A/B | 27572A/B | 26287F/J

## EQUIVALENTE / Equivalent

**Bosch:** 1987BE0024 - **Cargo:** 130452 - **Italacciai:** SD303 - **Lester:** 16606 | 16660 | 16670 | 17072 | 17639 | 17640 | 17641 | 17644 | 17645 | 17649 | 17651 | 17652 | 17653 - **Lucas:** TMB120 | TNB108 | TNB165 | 54247034 | 54247036 | 54268141 | 54294922 | 60600024 - **Lucas Indiel:** 228141 - **WAI:** 549200**0158****IMPULSOR DE PARTIDA DO MOTOR DE ARRANQUE**

STARTER DRIVE / IMPULSOR DE PARTIDA

FOTO / Photo pg. 252

## APLICAÇÃO / Application / Aplicación

**Peugeot:** 404 | 504 | 505

## MOTOR

**Lucas Indiel:** 583514243

## EQUIVALENTE / Equivalent

**Bosch:** 1987BE0025 - **Lucas Indiel:** 227327 | 58351424**0160****IMPULSOR DE PARTIDA DO MOTOR DE ARRANQUE**

STARTER DRIVE / IMPULSOR DE PARTIDA

FOTO / Photo pg. 252

## APLICAÇÃO / Application / Aplicación

**Ford:** F100 1977... | Fairlane 77 | Falcon - **Peugeot:** Peugeot com motor indenor XD4. 88

## MOTOR

**Lucas Indiel:** 35255556 | 35255999

## EQUIVALENTE / Equivalent

**Bosch:** 1987BE0026 - **Lucas Indiel:** 227331 | 35257331 | 4A504187**0161****IMPULSOR DE PARTIDA DO MOTOR DE ARRANQUE**

STARTER DRIVE / IMPULSOR DE PARTIDA

FOTO / Photo pg. 252

## APLICAÇÃO / Application / Aplicación

**Ford:** Falcon 1963...1977 - **General Motors/Chevrolet:** Pick Up 400 | Pick Up C10 1963...1978 - **Opel:** K 180

**0161****IMPULSOR DE PARTIDA DO MOTOR DE ARRANQUE**

STARTER DRIVE / IMPULSOR DE PARTIDA

FOTO / Photo pg. 252

**EQUIVALENTE / Equivalent****Bosch:** 1987BE0027 - **Lucas Indiel:** 227332 | 4A54440 | 35257332**0162****IMPULSOR DE PARTIDA DO MOTOR DE ARRANQUE**

STARTER DRIVE / IMPULSOR DE PARTIDA

FOTO / Photo pg. 252

**APLICAÇÃO / Application / Aplicación****Ford:** F100 | F1000 gasolina 6 cil 1995 | F150 | F250 | F350 | F400 | F600 | Fairlane | Falcon | Ranchero**MOTOR****Lucas Indiel:** 35258000**EQUIVALENTE / Equivalent****Bosch:** 1987BE0028 - **Lucas Indiel:** 228131 | 35257090 | 35257340 | 35258131**0163****IMPULSOR DE PARTIDA DO MOTOR DE ARRANQUE**

STARTER DRIVE / IMPULSOR DE PARTIDA

FOTO / Photo pg. 252

**APLICAÇÃO / Application / Aplicación****Agrale:** Caminhão TX1100 M790 | Motor Estacionário M70 08/1977... | Motor Estacionário M790 08/1977... | Motor Estacionário M80 08/1977... | Motor Estacionário M85 08/1977... | Motor Estacionário M90 08/1977... | Motor Estacionário M93ID 08/1977... | Trator 4100 08/1977... | Trator 416 08/1977... | Trator 420 08/1977...**MOTOR****Bosch:** 9000082028**EQUIVALENTE / Equivalent****Bosch:** 9001082401 - **Lucas:** TMB401**0182****IMPULSOR DE PARTIDA DO MOTOR DE ARRANQUE**

STARTER DRIVE / IMPULSOR DE PARTIDA

FOTO / Photo pg. 252

**APLICAÇÃO / Application / Aplicación****Massey Ferguson:** Colheitadeira MF | Trator MF - **TCM Equipment Ag:** Série 42MT 24V com motor Detroit**MOTOR****Ford:** C8TF11000B | C8TZ11002A | E0HZ11002A | E0HT11000AA | E0HT11000AB - **Remy:** 1113852 | 1113871 | 1113873 | 1113940 | 1113941 | 1113985 | 1113988 | 1114052 | 1114077 | 1114094 | 1114101 | 1114146 | 1114154 | 1114168**EQUIVALENTE / Equivalent****Facet:** 10583 | 480417 - **Ford:** C8TZ11350A | C8WF11350A - **Lester:** 3758 | 3798 | 3945 | 3979 | 6257 | 6381 | 6500 | 6515 | 6547 | 6681 - **Lucas Indiel:** 223211 - **Remy:** 0800069 | 0800071 | 1893562 | 1894214 | 1894216 | 1947920 | 1950586 | 1971167 | 1893562L - **WAI:** 54122 - **Ww:** 480417**0183****IMPULSOR DE PARTIDA DO MOTOR DE ARRANQUE**

STARTER DRIVE / IMPULSOR DE PARTIDA

FOTO / Photo pg. 252

**APLICAÇÃO / Application / Aplicación****Fiat:** 128 com motor 1100 e 1300 - **Renault:** 4, 6 e 12 com motor 1100**MOTOR****Ducellier:** 6128A | 6144A**EQUIVALENTE / Equivalent****Bosch:** 1987BE0005 - **Ducellier:** 079692 - **Lester:** 16466 - **Lucas Indiel:** 227326 | 1018679**0184****IMPULSOR DE PARTIDA DO MOTOR DE ARRANQUE**

STARTER DRIVE / IMPULSOR DE PARTIDA

FOTO / Photo pg. 252

**APLICAÇÃO / Application / Aplicación****Daihatsu:** Charmant 1.3, 1.4, 1.6 | Delta - **Toyota:** Carina 1.4, 1.6 | Celica 1.4, 1.6 | Copain 1.0 | Corolla 1.2, 1.3, 1.4, 1.6 | Corona 1.4, 1.6 | Lite Ace | Pick Up | Sprinter | Starlet 1.0, 1.2

**0184****IMPULSOR DE PARTIDA DO MOTOR DE ARRANQUE**

STARTER DRIVE / IMPULSOR DE PARTIDA

FOTO / Photo pg. 252

**MOTOR**

**Ford:** SAE674A | D27Z11002A | D2TZ11002A | D37Z11002A | D2TZ110002A - **Italacciai:** 28002150 - **Mazda:** 57818400 - **Mitsubishi:** MD011550 - **Nippondenso:** 280000430 | 280001730 | 280001940 | 280001970 | 280001971 | 280001972 | 280001973 | 280002140 | 280002141 | 280002150 | 280002151 | 280002240 | 280002241 | 280002660 | 280002661 | 280002890 | 280002930 | 280002931 | 280002932 | 280002933 | 280003000 | 280003240 | 280003241 | 280003320 | 280003330 | 280003331 | 280003332 | 280003500 | 280003800 | 280003830 | 280003841 | 280003900 | 280003901 | 280004030 | 280004031 | 280004032 | 280004040 | 280004041 | 280004042 | 280004050 | 280004090 | 280004180 | 280004500 | 280004520 | 280004530 | 280004600 | 280004601 | 280004630 | 280004650 | 280004660 | 280004680 | 280004690 | 280004691 | 280004700 | 280004710 | 280005070 | 280005071 | 280005280 | 280006220 | 280006790 | 280009690 - **Suzuki:** 3110063210 - **Toyota:** 281002470 | 2810010012 | 2810010013 | 2810012030 | 2810012040 | 2810015050 | 2810015140 | 2810021030 | 2810022010 | 2810022011 | 2810022012 | 2810022020 | 2810022021 | 2810022022 | 2810023010 | 2810023012 | 2810024012 | 2810024020 | 2810024022 | 2810024030 | 2810024031 | 2810024060 | 2810024061 | 2810024070 | 2810024080 | 2810024090 | 2810024100 | 2810024680 | 2810025010 | 2810025011 | 2810025012 | 2810026020 | 2810026021 | 2810026022 | 2810032021 | 2810040040 | 2810040050 | 2810041010 | 2810041011 | 2810060010 | 2810087104 | 28100240012 | 28100240060

**EQUIVALENTE / Equivalent**

**Ford:** SDE198 | D27Z11350A | D37Z11350A - **Italacciai:** SD152 - **Lester:** 16215 | 16218 | 16230 | 16242 | 16245 | 16260 | 16261 | 16633 | 16637 | 16646 - **Lucas Indiel:** 223464 - **Mazda:** 029024830 - **Mitsubishi:** MD604047 | MD604048 | MD604080 - **Nippondenso:** 0283000851 | 0283001020 | 0283001540 | 0283001542 - **Suzuki:** 3132063210 - **Toyota:** 2801122010 | 2801122020 | 2801122022 | 2801123020 | 2801124020 | 2801124060 | 2801124080 | 2801126020 | 2801133033 | 2801140041 | 2801146010 | 2801187102 - **WAI:** 548208 - **Ww:** 10121 | 10501 | 10504

**0186****IMPULSOR DE PARTIDA DO MOTOR DE ARRANQUE**

STARTER DRIVE / IMPULSOR DE PARTIDA

FOTO / Photo pg. 253

**APLICAÇÃO / Application / Aplicación**

**Hyster:** Empilhadeira com motor Perkins 4203 | Empilhadeira com motor Perkins 4236 | Empilhadeira com motor Perkins GM2500 4C | Empilhadeira com motor Perkins GM4100 6 cil - **Perkins:** Estacionários | Industriais | Tratores

**MOTOR**

**Bosch:** 9000453007 | 9000453008 | 9000453044 | 9000453045 - **Wapsa:** MPB47 | MPB48

**EQUIVALENTE / Equivalent**

**Bosch:** 9001453344 - **Lucas:** TWB245 - **Wapsa:** 224045

**0188****IMPULSOR DE PARTIDA DO MOTOR DE ARRANQUE**

STARTER DRIVE / IMPULSOR DE PARTIDA

FOTO / Photo pg. 253

**APLICAÇÃO / Application / Aplicación**

**TCM Equipment Ag:** Série 42MT 24V Allis Chalmers

**MOTOR**

**Autolite Prestolite:** MES6102K | MFJ6301D | MFJ6306C | MES6103LUT | MFY6104CUT - **Bosch:** 0001370002 | 0001420002 | 0001420006 | 0001420007 | 0001420008 | 0001420010 | 0001420011 | 0001420026 | 0001420027 | 0001421007 | 0001421009 | 0001421010 - **Leece Neville:** 7082MA | 7086MA | 7086MB | 7120MA | 7186MB | M0017232MA | M0017234MA | M0017274MA - **Remy:** 1103809 | 1108894 | 1108895 | 1109234 | 1109237 | 1109248 | 1109762 | 1109767 | 1109823 | 1109874 | 1109891 | 1113606 | 1113612 | 1113619 | 1113730 | 1113731 | 1113736 | 1113741 | 1113747 | 1113751 | 1113772 | 1113773 | 1113781 | 1113782 | 1113785 | 1113805 | 1113809 | 1113815 | 1113885 | 1114041

**EQUIVALENTE / Equivalent**

**Butech:** 850629 | 852760 | 852959 - **Facet:** 480115 | 480320 - **Lester:** 3053 | 3056 | 3057 | 3058 | 3060 | 3061 | 3777 | 3846 | 3976 | 4749 | 4984 | 5311 | 6209 | 18022 | 18038 - **Lifan:** 101BMP2991 - **Lucas Indiel:** 223212 - **Prestolite:** PD8A - **Remy:** 1909514 | 1918079 | 1920669 | 1932031 | 1948764 | 1964300 | 1964302 | 1985129  
**Utms:** DV202749 - **WAI:** 54114 | 54172 - **Ww:** 480115

**0189****IMPULSOR DE PARTIDA DO MOTOR DE ARRANQUE**

STARTER DRIVE / IMPULSOR DE PARTIDA

FOTO / Photo pg. 253

**APLICAÇÃO / Application / Aplicación**

**Alfa Romeo:** Especial/Special - **Citroën:** Especial/Special - **Peugeot:** Especial/Special - **Renault:** Especial/Special

**MOTOR**

**Ducellier:** 6189 | 6190 | 6212 | 6216 | 6220 | 6226 | 6237 | 6238 | 6242 | 6246 | 6247 | 6222A | 6226A | 6240A | 6242A | 532005 | 532007 | 532020 | 532026 | 533000 | 533002 | 533003 | 533004 | 534003 | 534004 | 534005 | 534007 | 6190AB | 6212AB | 6220AB | 6237AB | 6238AB | 6246AB | 6247AB | 532005A | 532007A | 533000A | 533002A | 534002A | 534003A | 583008A | 618090B | 618565A | 618795A | 6216ABC | 534004AB | 534005AB | 618078AB | 618358AB | 618482AB | 618484AB | 618077DEF | 618091ABC | 6189ABCDEF - **Italacciai:** 006237A - **Paris Rhone:** D8E83 | D8RA114

**EQUIVALENTE / Equivalent**

**Bendix:** 299033 | 299955 | 310629 | 313910 | 324565 | 325228 - **Ducellier:** 605028 | 605055 | 612355 - **Fiat:** 9937711 - **Italacciai:** SD117 - **Lester:** 16462 | 16484  
**Lucas:** TMB211 - **Lucas Indiel:** 223467 - **Paris Rhone:** 078862 | 092079 | 093297 | 096118 - **Valeo:** NE180 | NE319 | 612355 - **WAI:** 549417

**0191****IMPULSOR DE PARTIDA DO MOTOR DE ARRANQUE**

STARTER DRIVE / IMPULSOR DE PARTIDA

FOTO / Photo pg. 253

**APLICAÇÃO / Application / Aplicación**

**Volkswagen:** Karmann Ghia 1968...1972 | Kombi 1.2, 1.3, 1.5 1968...1972 | Pick Up 1.2, 1.3, 1.5 1968...1972 | Sedan 1.2, 1.3, 1.5 1968...1972 | SP1 1968...1972 | SP2 1968...1972 | TC1600 1968...1972 | TL1600 1968...1972 | Variant 1968...1972

**MOTOR****Bosch:** 9000082003**EQUIVALENTE / Equivalent****Bosch:** 9001082128 | 9001082422 - **Lucas:** TMB486 - **Lucas Indiel:** 221486**0192****IMPULSOR DE PARTIDA DO MOTOR DE ARRANQUE**

STARTER DRIVE / IMPULSOR DE PARTIDA

FOTO / Photo pg. 253

**APLICAÇÃO / Application / Aplicación**

**Volkswagen:** Brasília 1968...04/1981 | Karmann Ghia 1968... | Kombi 1.2, 1.3, 1.5 1968...04/1981 | Pick Up 1.2, 1.3, 1.5 1968...04/1981 | Sedan 1.2, 1.3, 1.5 1968...04/1981 | SP1 1968... | SP2 1968... | SP2 1968...04/1981 | TC1600 1968... | TL1600 1968... | Variant 1968...

**MOTOR****Wapsa:** MWV12 | MWV12F**EQUIVALENTE / Equivalent****Bosch:** 1987BE0123 | 9001451292 - **Lucas:** TMB487 - **Lucas Indiel:** 221487 - **Volkswagen:** 1119113354 - **Wapsa:** 224012**0193****IMPULSOR DE PARTIDA DO MOTOR DE ARRANQUE**

STARTER DRIVE / IMPULSOR DE PARTIDA

FOTO / Photo pg. 253

**APLICAÇÃO / Application / Aplicación****Yale:** Empilhadeira 51CP Ford 6 cil | Empilhadeira 51P Ford 6 cil | Empilhadeira 83A Gm 6 cil**MOTOR****Wapsa:** MPE1 | MPB25 | MPB27**EQUIVALENTE / Equivalent****Bosch:** 9001453387 - **Wapsa:** 224011**0198****IMPULSOR DE PARTIDA DO MOTOR DE ARRANQUE**

STARTER DRIVE / IMPULSOR DE PARTIDA

FOTO / Photo pg. 253

**APLICAÇÃO / Application / Aplicación****Clark:** Empilhadeira**0205****IMPULSOR DE PARTIDA DO MOTOR DE ARRANQUE**

STARTER DRIVE / IMPULSOR DE PARTIDA

FOTO / Photo pg. 253

**APLICAÇÃO / Application / Aplicación**

**Ford:** Falcon | Mustang II L4 2.0L 1989cc 122cid 1974 | Mustang II L4 2.0L 1993cc 122cid 1974 | Mustang II L4 2.3L 140cid 1974...1977 | Mustang II L4 2.3L 2295cc 140cid 1974 | Mustang II L4 2.3L 2302cc 140cid 1974 | Pinto L4 1.6L 1598cc 98cid 1971...1973 | Pinto L4 1.6L 1599cc 98cid 1971...1973 | Pinto L4 2.0L 1989cc 122cid 1971...1974 | Pinto L4 2.0L 1993cc 122cid 1971...1974 | Pinto L4 2.3L 140cid 1974...1977 | Pinto L4 2.3L 2295cc 140cid 1974 | Pinto L4 2.3L 2302cc 140cid 1974 - **Mercury:** Bobcat L4 2.3L 140cid 1975...1977 - **Versatile:** 330 1970...1978

**MOTOR****Ford:** C4DZ11001A | C4DZ11001B | D0DF11001A | D1FF11001A | D1FF11001AA**EQUIVALENTE / Equivalent**

**Chrysler:** FO1903 | FO1910 - **Ford:** C2DF11350C | C4DF11350A | C4DZ11350A | C4DZ11350B | C4ZZ11350B | C8DF11350B | C8DF11350G | C8OF11350A | D1RY11350B | D1RY11350C | D2RY11350B | D4RY11350A | D6PZ11350A | D6EF11350AA | D6EF11350BA | D6GF11350AA | D6GF11350BA - **Lester:** 3148 - **Remy:** F2003 | 1972286 - **Wai:** SP9013

**0213****IMPULSOR DE PARTIDA DO MOTOR DE ARRANQUE**

STARTER DRIVE / IMPULSOR DE PARTIDA

FOTO / Photo pg. 253

**APLICAÇÃO / Application / Aplicación**

**Fiat:** 124 Special 1.4 e 0.6 | 125 Special | 130 | 131 1.6 e 1.8 | 132 1.6, 1.8 e 0.2 | Abarth Rally | Brava | Campagnola 1107 A | Campagnola AD | Campagnola JD | Dino | Racing | Special 1.6 | Sport Coupe | Sport Spider | Super Brava | Super Mirafiori Biald 1.3, 1.6, 1.8 - **Lada:** 2104 | Lada 1200 | Lada 1500 | Laika | Niva | Niva Vaz 2121 - **Lancia:** Beta | HPE | Trevi - **Seat:** 124 1.8 | 131 1.6 | 131E | 132 | 1430 1.6, 1.8

**MOTOR**

**CBT:** 21013708000 - **Femsa:** MTD129 | MTD1214 | MTD1219 | MTD12H8 | MTD12P6 | MTD12V9 - **Fiat:** 4156064 | 4162784 | 4206634 | 4285916 | 4294494 | 4294495 | 4474599 | 4474714 | 4474746 | 4474747 | 4474762 | 4474976 | 4474979 | 4475025 | 4475130 - **Italacciai:** MTD1209 - **Magneti Marelli:** 36222700 | 63222400 | 63222405 | 63222408 | 63222409 | 63222430 | 63222435 | 63222438 | 63222439 | 63222501 | 63222502 | 63222531 | 63222532 | 63222536 | 63222602 | 63222605 | 63222632 | 63222635 | 63222636 | 63222700 | 63222701 | 63222706 | 63222730 | 63222731 | 63222736 - **Porsche:** 21013708000 | CT2213708000

**0213****IMPULSOR DE PARTIDA DO MOTOR DE ARRANQUE**

STARTER DRIVE / IMPULSOR DE PARTIDA

FOTO / Photo pg. 253

**EQUIVALENTE / Equivalent**

**Bosch:** 9001133219 - **CBT:** 210137086200 | CT2213708600 - **Femsa:** 1706110 - **Fiat:** 4154293 | 4243124 | 4475122 - **Garef:** 1470824 - **Italacciai:** SD108 - **Lada:** 21013798620 | 210103708620 | CT2213708600 - **Lester:** 16257 - **Lucas:** TMB620 - **Lucas Indiel:** 221601 - **Porsche:** 21013708620 | CT2213708600 - **WAI:** 549306

**0215****IMPULSOR DE PARTIDA DO MOTOR DE ARRANQUE**

STARTER DRIVE / IMPULSOR DE PARTIDA

FOTO / Photo pg. 253

**APLICAÇÃO / Application / Aplicación**

**Peugeot:** 504 Diesel | 505 Diesel | Pick Up 504 com motor Indenor XD-2S | Pick Up 504 com motor Indenor XD-6.90 | Pick Up 504 com motor Indenor XD-4.90

**MOTOR**

**Italacciai:** D11E159 - **Paris Rhone:** D11E159 | D11E165

**EQUIVALENTE / Equivalent**

**Italacciai:** SD400 - **Lucas Indiel:** 223481 - **Paris Rhone:** 95990

**0216****IMPULSOR DE PARTIDA DO MOTOR DE ARRANQUE**

STARTER DRIVE / IMPULSOR DE PARTIDA

FOTO / Photo pg. 253

**APLICAÇÃO / Application / Aplicación**

**Peugeot:** 504 D | 505 D | 604 TD | J7 D | J9 D - **Renault Agri:** R 7221 - **Volvo:** Motor Estacionário com motor Indenor XDP 4.90 e 6.90 | Motor Marine com motor Indenor XDP 4.90 e 6.90

**MOTOR**

**Italacciai:** D11E156 - **Paris Rhone:** D11E156

**EQUIVALENTE / Equivalent**

**Italacciai:** SD813 - **Lester:** 16715 - **Lucas Indiel:** 223482 - **Paris Rhone:** 95956 - **WAI:** 549413

**0217****IMPULSOR DE PARTIDA DO MOTOR DE ARRANQUE**

STARTER DRIVE / IMPULSOR DE PARTIDA

FOTO / Photo pg. 253

**APLICAÇÃO / Application / Aplicación**

**Peugeot:** 403 Diesel | 404 Diesel | 504 Diesel - **Renault:** Trator R7201 | Trator R85 | Trator R87

**MOTOR**

**Italacciai:** D11E079 - **Paris Rhone:** D11E79 | D11E105 | D11E109 | D11E110 | D11E115 | D11E142 | D11E143

**EQUIVALENTE / Equivalent**

**Bendix:** 333418 - **Italacciai:** SD192 - **Paris Rhone:** 55105 | 70672 - **Valeo:** NE156

**0220****IMPULSOR DE PARTIDA DO MOTOR DE ARRANQUE**

STARTER DRIVE / IMPULSOR DE PARTIDA

FOTO / Photo pg. 253

**APLICAÇÃO / Application / Aplicación**

**Ford:** Capri 1.3 e 1.6 | Escort 1.1 e 1.3 | Taunus 1.3 e 1.6

**MOTOR**

**Bosch:** 0001208049 | 0001211206 | 0001211989

**EQUIVALENTE / Equivalent**

**Bosch:** 1006209437 | 2006209321 - **Italacciai:** SD447 - **Lester:** 16405 - **WAI:** 549155



**0221****IMPULSOR DE PARTIDA DO MOTOR DE ARRANQUE**

STARTER DRIVE / IMPULSOR DE PARTIDA

FOTO / Photo pg. 253

**APLICAÇÃO / Application / Aplicación**

**Mercedes Benz:** 220 L4 2.2L 2197cc 134cid gasolina 1968...1973 | 220 L4 2.2L 2197cc gasolina 1968...1973 | 220D L4 2.2L 2197cc 134cid gasolina 1968...1973 | 220D L4 2.2L 2197cc gasolina 1968...1973 | 230 L4 2.3L 2307cc gasolina 1974...1978 | 230 L6 2.3L 2306cc 141cid gasolina 1968...1969 | 230S L6 2.3L 2306cc 141cid gasolina 1968...1969 | 230SL L6 2.3L 2306cc 141cid gasolina 1963...1967 | 250 L6 2.5L 2496cc 152cid gasolina 1968...1970 | 250 L6 2.8L 2778cc 169cid gasolina 1971...1973 | 250 L6 2.8L 2778cc gasolina 1971...1972 | 250C L6 2.8L 2778cc 169cid gasolina 1969...1973 | 250C L6 2.8L 2778cc gasolina 1970...1972 | 250S L6 2.5L 2496cc 152cid gasolina 1966...1968 | 250SE L6 2.5L 2496cc 152cid gasolina 1966...1968 | 250SEC L6 2.5L 2496cc 152cid gasolina 1966...1968 | 250SL L6 2.5L 2496cc 152cid gasolina 1966...1968 | 280 L6 2.8L 2746cc gasolina 1973...1976 | 280C L6 2.8L 2746cc gasolina 1973...1976 | 280CE L6 2.8L 2746cc gasolina 1978...1980 | 280CE L6 2.8L 2778cc gasolina 1981 | 280E L6 2.8L 2746cc gasolina 1977...1980 | 280E L6 2.8L 2778cc gasolina 1981 | 280S L6 2.8L 2746cc gasolina 1975...1976 | 280S L6 2.8L 2778cc gasolina 1969...1971 | 280SE L6 2.8L 2746cc gasolina 1977...1980 | 280SE L6 2.8L 2778cc gasolina 1969...1972 | 280SE V8 3.5L 3504cc gasolina 1970 | 280SE V8 4.5L 4520cc gasolina 1972...1973 | 280SEC L6 2.8L 2778cc 169cid gasolina 1969...1970 | 280SEL L6 2.8L 2778cc 169cid gasolina 1969...1971 | 280SEL L6 2.8L 2778cc gasolina 1969...1971 | 280SEL V8 4.5L 4520cc 276cid gasolina 1972...1973 | 280SEL V8 4.5L 4520cc gasolina 1972...1973 | 280SL L6 2.8L 2778cc 169cid gasolina 1969...1971 | 280SL L6 2.8L 2778cc gasolina 1969...1971 | 300SEL L6 2.8L 2778cc gasolina 1968...1969 | 300SEL L6 3.0L 183cid gasolina 1963...1967 | 300SEL L6 3.0L 2996cc 183cid gasolina 1963 | 300SEL L6 3.0L 2996cc 183cid gasolina 1965 | 300SEL V8 3.5L 3504cc gasolina 1970...1971 | 300SEL V8 4.5L 4520cc gasolina 1972...1973 | 350SL V8 4.5L 4520cc 276cid gasolina 1972 | 350SL V8 4.5L 4520cc gasolina 1972 | 380SE V8 3.8L 3839cc gasolina 1984...1985 | 380SEC V8 3.8L 3839cc gasolina 1982...1983 | 380SEL V8 3.8L 3839cc gasolina 1981...1983 | 380SL V8 3.8L 3839cc gasolina 1981...1985 | 380SLC V8 3.8L 3839cc gasolina 1981 | 420SEL V8 4.2L 4196cc gasolina 1986...1987 | 450SE V8 4.5L 4520cc gasolina 1973/1974...1976 | 450SEL V8 4.5L 4520cc gasolina 1973/1974...1976 | 450SL V8 4.5L 4520cc gasolina 1973/1974...1976 | 450SLC V8 4.5L 4520cc gasolina 1973/1974...1976 | 500SEC V8 5.0L 4973cc gasolina 1984...1985 | 500SEL V8 5.0L 4973cc gasolina 1984...1985 | 560SEC V8 5.6L 5547cc gasolina 1986...1987 | 560SEL V8 5.6L 5547cc gasolina 1986...1987

**MOTOR****Bosch:** 0001313003 | 0001313004 | 0001313005 | 0001313006 | 0001313007 | 0001314002 | 0001314005**EQUIVALENTE / Equivalent****Bosch:** 1006209402 | 2006209273 - **Italacciai:** SD469 - **Lester:** 16299 | 16543 - **Lucas:** TMB404 - **Mercedes Benz:** 0001515813 - **WAI:** 549130**0222****IMPULSOR DE PARTIDA DO MOTOR DE ARRANQUE**

STARTER DRIVE / IMPULSOR DE PARTIDA

FOTO / Photo pg. 253

**APLICAÇÃO / Application / Aplicación****Ford:** Capri 1.3, 1.6, 2.0 | Escort 1.1, 1.3, 1.6 | Escort RS 1600 | Escort RS 2000 | Fiesta 1.1, 1.3, 1.6 | Fiesta XR2 | Granada | Taunus 1.3, 1.6, 2.0**MOTOR****Bosch:** 0001208220 | 0001208223 | 0001208232 | 0001208409 | 0001208423 | 0001211227 | 0001211228 | 0001211239 | 0001311113**EQUIVALENTE / Equivalent****Bosch:** 1006209429 - **Italacciai:** SD137 - **Lester:** 16405 | 16530 | 16595 - **Lucas Indiel:** 223486 - **WAI:** 549131**0223****IMPULSOR DE PARTIDA DO MOTOR DE ARRANQUE**

STARTER DRIVE / IMPULSOR DE PARTIDA

FOTO / Photo pg. 253

**APLICAÇÃO / Application / Aplicación**

**Alfa Romeo:** 2600TT - **BMW:** 1500 | 1502 | 1600 | 1602 | 1800 | 1800Ti | 1802 | 2000 | 2002 | 2002 Turbo | 2500 | 2800 | 3000 | 316 | 318 | 320 | 320i | 3300 | 518 | 520 | 520i | 525 | 528 | 528i | 728 - **Ford:** Transit 100 | Transit 1250 | Transit 1500 | Transit 800 - **Kawasaki:** 33 | 34 - **KHD:** D25 | D2505 | D30 | D30 S | D3005 | F2L712 | F2L812 - **Mercedes Benz:** L206 | L207 | L306 | L307 - **Porsche:** 33.1 | 616

**MOTOR**

**Bosch:** 0001207003 | 0001207006 | 0001207012 | 0001207014 | 0001207015 | 0001208004 | 0001208006 | 0001208007 | 0001208032 | 0001209001 | 0001209006 | 0001209014 | 0001211020 | 0001214001 | 0001310005 | 0001310010 | 0001310013 | 0001311007 | 0001311016 | 0001311025 | 0001311045

**EQUIVALENTE / Equivalent**

**Bosch:** 1006209030 | 1006209032 | 1006209039 | 1006209049 | 1006209056 | 1006209071 | 1006209105 | 1006209110 | 1006209140 | 2006208013 | 9003336212  
**Italacciai:** SD306 - **Lester:** 16320 | 16334 | 16336 | 16344 | 16356 | 16362 | 16442 | 16687 | 17414 - **Lucas Indiel:** 223320 - **WAI:** 549127

**0224****IMPULSOR DE PARTIDA DO MOTOR DE ARRANQUE**

STARTER DRIVE / IMPULSOR DE PARTIDA

FOTO / Photo pg. 254

**APLICAÇÃO / Application / Aplicación****Harvester:** D 430 | D 432 | D 439**MOTOR****Bosch:** 0001354026 | 0001354032**EQUIVALENTE / Equivalent****Bosch:** 2006208014 | 2006209031 | 2006209185 | 2006209901 - **Italacciai:** SD015**0225****IMPULSOR DE PARTIDA DO MOTOR DE ARRANQUE**

STARTER DRIVE / IMPULSOR DE PARTIDA

FOTO / Photo pg. 254

**APLICAÇÃO / Application / Aplicación****Alfa Romeo:** Alfetta 2.0 turbo diesel - **KHD:** F1L410 | F2L410 | F2L411 | F3L912 | FHL912 - **Lamborghini:** 503DT | 603DT | R503 | R603

**0225****IMPULSOR DE PARTIDA DO MOTOR DE ARRANQUE**

STARTER DRIVE / IMPULSOR DE PARTIDA

FOTO / Photo pg. 254

**MOTOR****Bosch:** 0001358017 | 0001358038 | 0001358046 | 0001358047**EQUIVALENTE / Equivalent****Bosch:** 2006209071 | 2006209366 | 2006209386 | 2006209916 - **Fiat:** 8122123 - **Italacciai:** SD013 - **Lester:** 17074 | 17112 - **WAI:** 549148**0226****IMPULSOR DE PARTIDA DO MOTOR DE ARRANQUE**

STARTER DRIVE / IMPULSOR DE PARTIDA

FOTO / Photo pg. 254

**APLICAÇÃO / Application / Aplicación****Atlas Copco:** Especial/Special - **KHD:** D4005 | D4505 | D5005 | D5505 | F3L812 | F4L812 - **Lamborghini:** 7R | 7R DT | R355 DT**MOTOR****Bosch:** 0001354010 | 0001358018 | 0001358020 | 0001358027 | 0001358033**EQUIVALENTE / Equivalent****Bosch:** 2006209013 | 2006209072 | 2006209073 | 2006209388 | 2006209917 - **Italacciai:** SD038**0227****IMPULSOR DE PARTIDA DO MOTOR DE ARRANQUE**

STARTER DRIVE / IMPULSOR DE PARTIDA

FOTO / Photo pg. 254

**APLICAÇÃO / Application / Aplicación****Mercedes Benz:** 220B | 220SB | 220SEB - **Volvo:** 100100 | 100200 | 121 | 122 | 123 | 144 | 210 | 221 | AQ90 | AQ95 | C303 | C304 | C306 | P1800S**MOTOR****Bosch:** 0001354010 | 0001354029 | 0001354034 | 0001354036 | 0001354040 | 0001354046 | 0001354049 | 0001354065 | 0001355004**EQUIVALENTE / Equivalent****Bosch:** 2006209021 | 2006209032 | 2006209181 | 2006209902 | 9003336212 - **Femsa:** 150534 - **Italacciai:** SD415**0228****IMPULSOR DE PARTIDA DO MOTOR DE ARRANQUE**

STARTER DRIVE / IMPULSOR DE PARTIDA

FOTO / Photo pg. 254

**APLICAÇÃO / Application / Aplicación****Audi:** 100 5D turbo D 2.0 - **Mercedes Benz:** 180D 2.5 | 200D | 207D | 209D | 220D | 240D | 240D 3.0 | 240GD | 240TD | 300CD | 300D | 300GD | 300SD | 300TD | 307D | 309D | 407D | 409D | D206 | D306 | DG206 | DG306 | L206 | L306 | L407D | O309D | U52 60 | U600 - **Volkswagen:** LT28 | LT31 | LT35 | LT40 | LT45 | LT50D - **Volvo:** 240D5 | 240D6 | 760 turbo diesel**MOTOR****Bosch:** 0001362038 | 0001362047 | 0001362069 | 0001362070 | 0001362077 | 0001362078 | 0001362083 | 0001362600 | 0001362601 | 0001362605 | 9000143408 - **Iskra:** 11130300**EQUIVALENTE / Equivalent****Bosch:** 2006209471 | 2006209500 - **Cargo:** 130414 - **Iskra:** 16900920 - **Italacciai:** SD060 | SD307 - **Lester:** 16445 | 16949 | 16957 | 16999 - **Lucas:** TMB471**Lucas Indiel:** 223222 - **WAI:** 549118**0229****IMPULSOR DE PARTIDA DO MOTOR DE ARRANQUE**

STARTER DRIVE / IMPULSOR DE PARTIDA

FOTO / Photo pg. 254

**APLICAÇÃO / Application / Aplicación****Volkswagen:** Kombi | Transporter 1.6, 1.9, 2.0**MOTOR****Bosch:** 0001211221 | 0001211222 | 0001211251 | 0001211252 | 0001211253 | 0001211254**EQUIVALENTE / Equivalent****Bosch:** 1006209423 | 9001042013 | 9001042032 - **Italacciai:** SD453 - **Lester:** 16401 | 16546 | 16722 | 17066 - **Lucas:** TMB439 - **WAI:** 549133**0238****IMPULSOR DE PARTIDA DO MOTOR DE ARRANQUE**

STARTER DRIVE / IMPULSOR DE PARTIDA

FOTO / Photo pg. 254

**APLICAÇÃO / Application / Aplicación****Ford:** Sierra 2.3 | Taunus 2.0 e 2.3**EQUIVALENTE / Equivalent****Bosch:** 1987BE0029 - **Lucas Indiel:** 227339 | 35256777**0243****IMPULSOR DE PARTIDA DO MOTOR DE ARRANQUE**

STARTER DRIVE / IMPULSOR DE PARTIDA

FOTO / Photo pg. 254

**APLICAÇÃO / Application / Aplicación****General Motors/Chevrolet:** Ascona | Blitz | Kadett | Manta | Omega 2.0 | Vectra 2.0 - **Opel:** Kadett

**0243****IMPULSOR DE PARTIDA DO MOTOR DE ARRANQUE**

STARTER DRIVE / IMPULSOR DE PARTIDA

FOTO / Photo pg. 254

**MOTOR**

Remy: 3471141 | 3471143 | 3471144

**EQUIVALENTE / Equivalent**

Bendix: 344511 - Lester: 16443 - Lucas Indiel: 223223 - Remy: DR2000 | DR2001 | DR2003 | 3471040 | 3471490 | 3471912 - WAI: SP842284

**0244****IMPULSOR DE PARTIDA DO MOTOR DE ARRANQUE**

STARTER DRIVE / IMPULSOR DE PARTIDA

FOTO / Photo pg. 254

**APLICAÇÃO / Application / Aplicación**

Dacia: ARO - Renault: R12 | R15 | R17 | R5 | R6 | R8 - Volvo: Especial/Special

**MOTOR**

Ducellier: 6206AB | 532017A | 6183CFG | 6224BCD | 6231ABC | 532000AB | 532001AB | 6203ABCD | 6227ABCD | 6178ABCEF - Italacciai: 006162E

**EQUIVALENTE / Equivalent**

Bendix: 286942 | 293398 | 294698 | 295883 | 297440 | 303300 | 303710 | 305949 | 307049 | 309008 - Bosch: 1987BE0006 - Ducellier: 6162 | 6187 | 6203 | 6206 | 6224 | 018678 | 019567 | 532000 | 532001 | 532017 | 606416 | 609477 | 611736 | 6227AB | 6227CD | 681380 | 6183CFG | 6231ABD - Italacciai: SD158 - Lester: 16488

Lucas Indiel: 35255553 | 35257326 - Valeo: NE325 | 681380 - WAI: 549419

**0245****IMPULSOR DE PARTIDA DO MOTOR DE ARRANQUE**

STARTER DRIVE / IMPULSOR DE PARTIDA

FOTO / Photo pg. 254

**APLICAÇÃO / Application / Aplicación**

Renault: R4 | R5 | R6

**MOTOR**

Ducellier: 6185ABC | 6219ABC - Italacciai: 006138A

**EQUIVALENTE / Equivalent**

Bendix: 289862 | 302613 - Ducellier: 60846 | 681378 - Italacciai: SD194 - Lester: 6185 - Lucas Indiel: 223505 - Valeo: NE324 - WAI: 549418

**0248****IMPULSOR DE PARTIDA DO MOTOR DE ARRANQUE**

STARTER DRIVE / IMPULSOR DE PARTIDA

FOTO / Photo pg. 254

**APLICAÇÃO / Application / Aplicación**

Renault: R12 | R12 Canada | R18 | R4 | R5 | R5 U.S.A | R6 | Trafic

**MOTOR**

Italacciai: D8E081 - Paris Rhone: D8E81 | D9E12 | D9E20 | D9E22 | D9E26 | D9E34 | D9E35 | D9E37 | D9E41 | D8E121 | D8E142 | D8E152

**EQUIVALENTE / Equivalent**

Bendix: 325231 - Italacciai: SD324 - Lester: 16488 | 16597 | 16755 - Lucas Indiel: 223224 - Paris Rhone: 076980 | 093623 | 097062 - Valeo: 097062 | NE184 - WAI: 549402

**0285****IMPULSOR DE PARTIDA DO MOTOR DE ARRANQUE**

STARTER DRIVE / IMPULSOR DE PARTIDA

FOTO / Photo pg. 254

**APLICAÇÃO / Application / Aplicación**

Renault: R5 | R6

**MOTOR**

Paris Rhone: D8E130 | D8E131

**EQUIVALENTE / Equivalent**

Bendix: 325232 - Italacciai: SD002 - Paris Rhone: 95464 - Renault: 7701019295 - Valeo: 095464 | NE173

**0286****IMPULSOR DE PARTIDA DO MOTOR DE ARRANQUE**

STARTER DRIVE / IMPULSOR DE PARTIDA

FOTO / Photo pg. 254

**APLICAÇÃO / Application / Aplicación**

Perkins: V8 540 1983...

**MOTOR**

Lucas Indiel: 26234K | 26336A/R | 26337A/H | 26349A/H | 26363A/J | 26367A/D | 26382A/B | 26384A/B | 26389A/D | 26398A/H | 26416A/E | 26420A/B | 26421A/B | 26428A/B | 26429A/B | 26433A/B | 26435A/B | 26435AM50 | 26336AFM50 | 26349DHM50

**EQUIVALENTE / Equivalent**

Italacciai: SD076 - Lester: 16669 | 16984 | 17644 | 17648 | 17654 | 18262 - Lucas: TMB102 | 54243781 | 54246662 | 60600050 - Lucas Indiel: 223226 - WAI: 549204

**0287****IMPULSOR DE PARTIDA DO MOTOR DE ARRANQUE**

STARTER DRIVE / IMPULSOR DE PARTIDA

FOTO / Photo pg. 254

**APLICAÇÃO / Application / Aplicación****Peugeot:** 405 | 504 | 505 - **Renault:** R19 com motor valeo**MOTOR****Paris Rhone:** D9E36 | D9E38 | D9E39 | D9E46 | D9E48 | D9E49 | D9E52 | D9E54 | D9E55 | D9E56 | D9E61 | D9E62 | D9E66 | D9E68 | D9E69 | D9E70 | D9E74 | D9E76 | D9E77 | D9E78 | D9E79 | D9E81 | D9E85 | D9E86 | D9E100 | D9E101 | D9E109 | D9E110 | D9E113 | D9E114 | D9E123 | D9E124 | D9E125 | D9E127 | D9E129 | D9E771 | D9E773 - **Valeo:** D9E123**EQUIVALENTE / Equivalent****Bosch:** 1987BE0030 - **Fiat:** 9405835568 - **Italacciai:** SD318 - **Lester:** 16619 | 16756 | 16797 | 17144 | 17157 - **Lucas:** TMB263 - **Lucas Indiel:** 221263 - **Paris Rhone:** 013610 | 99931 - **Valeo:** 099931 | NE197 | 184917 - **WAI:** 549415**0290****IMPULSOR DE PARTIDA DO MOTOR DE ARRANQUE**

STARTER DRIVE / IMPULSOR DE PARTIDA

FOTO / Photo pg. 254

**APLICAÇÃO / Application / Aplicación****Atlas Copco:** PR700 - **Iveco:** 320-31 - **KHD:** 290D | 310D | 340D | BF8L513C | DP210 | F10L312 | F10L413 | F12L413 | F8L413 | F8M716 | M270D**Magirus Deutz:** 320M | M270D | M310D | M340D**MOTOR****Bosch:** 0001510001 | 0001510002 | 0001510008 | 0001510009 | 0001510017 | 0001510021 | 0001510022 | 0001510024 | 0001510030 | 0001510034 | 0001510035 | 0001510040**EQUIVALENTE / Equivalent****Bosch:** 2006382062**0291****IMPULSOR DE PARTIDA DO MOTOR DE ARRANQUE**

STARTER DRIVE / IMPULSOR DE PARTIDA

FOTO / Photo pg. 254

**APLICAÇÃO / Application / Aplicación****Alfa Romeo:** 30 | 32 | 35 | 40 AR8 - **Fiat:** 131D 2.0 e 2.5 | 132D 2.0 e 2.5 | 241TN | 40NC | 465C | 466DT | 480DT | 500 | 500DT | 505 | 505C | 505S | 50F8 | 50NC | 540 | 540DT | 55F8 | 55NC | 565C | 566DT | 570 | 570DT | 580 | 580DT | 60F8 | 616N3 4 | 625N3P | Argenta 2.5 | BI20 25 30 C | BIM20 25 | Campagnola diesel | DI12 15 | DT450 | Marengo D 2.5 | R450 - **Fiat Iveco:** Ducato 10 2.5D | Ducato 13 2.5D | Furgão Daily**MOTOR****Bosch:** 0001362039 | 0001362062 | 0001362073 | 0001362102 | 0001362322 | 0001362323 | 0001363111 | 0001363122**EQUIVALENTE / Equivalent****Bosch:** 2006209470 | 2006209483 | 9001451343 | F002G20279 - **Fiat:** 9936730 | 9937949 | 9956676 | 9983629 | 79026090 - **Italacciai:** SD184 - **Lucas Indiel:** 223227 - **WAI:** 549117**0292****IMPULSOR DE PARTIDA DO MOTOR DE ARRANQUE**

STARTER DRIVE / IMPULSOR DE PARTIDA

FOTO / Photo pg. 255

**APLICAÇÃO / Application / Aplicación****General Motors/Chevrolet:** Blazer**MOTOR****Chrysler:** 4226833 | 4240404 | 4339472 | 4339474 | 5213045 | 5213450 | 5226441 | 5226442**EQUIVALENTE / Equivalent****Bosch:** 1006209475 | 1006209477 | 9001042100 - **Chrysler:** 5213384 - **Lester:** 16727 | 16974 - **Lucas Indiel:** 223321 - **WAI:** 549102**0293****IMPULSOR DE PARTIDA DO MOTOR DE ARRANQUE**

STARTER DRIVE / IMPULSOR DE PARTIDA

FOTO / Photo pg. 255

**APLICAÇÃO / Application / Aplicación****Ford:** 100 1.5 | Belina com motor CHT | Corcel II com motor CHT | Del Rey Scala com motor CHT | Escort 1.3, 1.6 com motor CHT | FT100 | FT125 | FT130 | FT150 | FT175 | FT190 1.7 | FT75 | Pampa todos com motor CHT - **Volkswagen:** Gol 1.8 a gasolina, álcool | Santana 1.8 a gasolina, álcool | Saveiro 1.8 a gasolina, álcool**MOTOR****Bosch:** 9000451001 | 9000451010 | 9000451017 | 9000451024 - **Wapsa:** MWB23 | MWB25**EQUIVALENTE / Equivalent****Bosch:** 9001451249 | 9001451251 - **Lucas:** TWB251 - **Lucas Indiel:** 223228 - **Volkswagen:** BD5M11350A | ZBC911335A - **Wapsa:** 224051 | 224053

**0294****IMPULSOR DE PARTIDA DO MOTOR DE ARRANQUE**

STARTER DRIVE / IMPULSOR DE PARTIDA

FOTO / Photo pg. 255

## APLICAÇÃO / Application / Aplicación

**Puma:** Puma GT com motor VW 05/1981... - **Volkswagen:** Brasília refrigerada a ar 05/1981...06/1981 | Gol refrigerado a ar 05/1981...06/1981 | Kombi refrigerada a ar 05/1981...06/1981 | Saveiro refrigerado a ar 05/1981...06/1982 | Sedan 1.3, 1.5, 1.6 refrigerado a ar 05/1981...06/1983

## EQUIVALENTE / Equivalent

**Lucas:** TWB2520 - **Wapsa:** 224052

**0297****IMPULSOR DE PARTIDA DO MOTOR DE ARRANQUE**

STARTER DRIVE / IMPULSOR DE PARTIDA

FOTO / Photo pg. 255

## APLICAÇÃO / Application / Aplicación

**Peugeot:** Especial/Special - **Renault:** Especial/Special

## MOTOR

**Femsa:** 259177

## EQUIVALENTE / Equivalent

**Bosch:** 1987BE0031 - **Femsa:** 259177

**0300****IMPULSOR DE PARTIDA DO MOTOR DE ARRANQUE**

STARTER DRIVE / IMPULSOR DE PARTIDA

FOTO / Photo pg. 255

## APLICAÇÃO / Application / Aplicación

**BMW:** 2500 | 2800 | 3000 | 3300 | 525 | 528 | 530 | 630 | 635 | 663 | 728 | 730 | 732 | 733 | 735 | 745 | M535i

## MOTOR

**Bosch:** 0001311042 | 0001314001

## EQUIVALENTE / Equivalent

**Bosch:** 1006209081 | 1006209444 | 9001693029 - **Italacciai:** SD451 - **Lester:** 16362 - **WAI:** 549182

**0301****IMPULSOR DE PARTIDA DO MOTOR DE ARRANQUE**

STARTER DRIVE / IMPULSOR DE PARTIDA

FOTO / Photo pg. 255

## APLICAÇÃO / Application / Aplicación

**Fiat Iveco:** 30.8 | 35.8 | 40.8 | Daily 28.8 | Daily 30.8 | Daily 35.8 | Daily 40.8 | Daily N100 | Daily N110 | Daily N40 | Daily N40.35 | Daily N50 | Daily N55 | Daily N60 | Daily N65

## MOTOR

**Bosch:** 0001358049 | 0001359012 | 0001359014 | 0001359025 | 0001359027 | 0001359043

## EQUIVALENTE / Equivalent

**Bosch:** 2006209341 - **Lester:** 16560 | 17073 | 17074 | 17076 | 17106 | 17136 | 17184 | 17228 | 17230 | 18032 | 18111 | 18229 | 18237

**0302****IMPULSOR DE PARTIDA DO MOTOR DE ARRANQUE**

STARTER DRIVE / IMPULSOR DE PARTIDA

FOTO / Photo pg. 255

## APLICAÇÃO / Application / Aplicación

**Massey Ferguson:** E7C | MF155 | MF158 | MF168 | MF186 | MF187 | MF188 | MF487 | MF507 | MF510 | MF520 | MF525 | MF87 | SC50 | SM6A | SM6B | SM6C | SM7 | SM8 | SM8TU - **Perkins:** Estacionários | Industriais | Tratores - **Volvo:** Especial/Special

## MOTOR

**Bosch:** 0001359002 | 0001359008 | 0001359009 | 0001359011 | 0001359020 | 0001359034 | 0001360013 | 0001360020 | 9000143101

## EQUIVALENTE / Equivalent

**Bosch:** 2006209111 | 2006209305 | 2006209345 - **WAI:** 549112

**0303****IMPULSOR DE PARTIDA DO MOTOR DE ARRANQUE**

STARTER DRIVE / IMPULSOR DE PARTIDA

FOTO / Photo pg. 255

## APLICAÇÃO / Application / Aplicación

**Navistar:** Especial/Special

## MOTOR

**Bosch:** 9000083039

## EQUIVALENTE / Equivalent

**Bosch:** 9001083471

**0304****IMPULSOR DE PARTIDA DO MOTOR DE ARRANQUE**

STARTER DRIVE / IMPULSOR DE PARTIDA

FOTO / Photo pg. 255

**APLICAÇÃO / Application / Aplicación**

**John Deere:** 1020U | 2030OU | JD300 | JD310 | JD350 | JD400 | JD450 | MD1020 | MD1120 | MD1530 | MD1630 | MD1830 | MD2030 | MD2130 | MD290 | MD3130 | MD330 | MD820 | MD820VU | MD830 | MD925 | MD935 | MD940 | MD942 | MD945 | MD950 | MD952 | MD955 | MD960 | MD965 | MD968 | MD969 | MD970 | MD975 | VU. 1630 - **Müller:** 1020OU/VU | 1630 | 2030OU | JD300 | JD310 | JD350 | JD400 | JD450 | MD1020 | MD1120 | MD1530 | MD1630 | MD1830 | MD2030 | MD2130 | MD3130 | MD820 | MD820VU | MD830 | MD920 | MD925 | MD930 | MD935 | MD940 | MD942 | MD945 | MD950 | MD952 | MD955 | MD960 | MD965 | MD968 | MD969 - **Zanella:** Trator com motor Cummins

**MOTOR****Bosch:** 0001359016**EQUIVALENTE / Equivalent****Bosch:** 2006209200 | 2006209201 - **Italacciai:** SD018 - **Lucas Indiel:** 223555 - **WAI:** 549114**0307****IMPULSOR DE PARTIDA DO MOTOR DE ARRANQUE**

STARTER DRIVE / IMPULSOR DE PARTIDA

FOTO / Photo pg. 255

**APLICAÇÃO / Application / Aplicación**

**Alfa Romeo:** Alfásud 1.2, 1.5 | Alfetta 1.6, 1.8 | Giulia Super 1.3, 1.6 | GT Junior | GT Veloce 2000 - **Ford:** Capri 1.3, 1.5 e 2.0 | Consul 1.7 | Granada 1.7 e 2.0 V6 | Taunus 2.0 V6 - **Mercedes Benz:** 220 | 230 | 280

**MOTOR****Bosch:** 0001208040 | 0001208055 | 0001211025 | 0001211987 | 0001211988 | 0001211995 | 0001211996**EQUIVALENTE / Equivalent****Bosch:** 1006209403 | 2006209163 - **Italacciai:** SD449 - **Lester:** 16299 | 16401 | 16532 | 16539 | 16688 - **WAI:** SP842226**0308****IMPULSOR DE PARTIDA DO MOTOR DE ARRANQUE**

STARTER DRIVE / IMPULSOR DE PARTIDA

FOTO / Photo pg. 255

**APLICAÇÃO / Application / Aplicación**

**ABG:** Alexander 126 F3L912 Deutz Diesel 1968...1976 | Alexander 126H F3L912 Deutz Diesel 1976...1982 | Alexander 128 F4L912 Deutz Diesel 1976...1982 | Alexander 128G F4L912 Deutz Diesel 1976...1982 | BV 590 F4L912 Deutz Diesel 1969...1980 | MAW 172 F4L912 Deutz Diesel 1969...1980 | MAW 172S F4L912 Deutz Diesel 1969...1980 | MAW 173 F4L912 Deutz Diesel 1969...1980 | MAW 173S F4L912 Deutz Diesel 1969...1980 | Puma 168 F3L912 Deutz Diesel 1976...1982 | Puma 168A F3L912 Deutz Diesel 1976...1982 | Puma 177 F6L912 Deutz Diesel 1976...1982 | Puma 177V F6L912 Deutz Diesel 1976...1982 | Puma 177VS F6L912 Deutz Diesel 1976...1982 | Puma 178 F6L912 Deutz Diesel 1976...1982 | Titan 300 F6L912 Deutz Diesel 1967...1971 | VAS 512 F3L912 Deutz Diesel 1969...1980 | WZ 172 F4L912 Deutz Diesel 1969...1980 | WZ 172S F4L912 Deutz Diesel 1969...1980 - **Carraro:** Tigrone 625 - **Claas:** Consul Deutz F4L912 1967...1974 | Corsar Deutz F4L912 1974...1975 | Cosmos Deutz F4L912 1967...1972 | Europa Deutz F4L912 1967...1972 | Mercator Deutz F4L912 1968...1972 | Mercator 50 Deutz F4L912 1973...1974 | Mercator 60 Deutz F6L912 1973...1981 | Mercator 70 Deutz F6L912 1973...1974 | Mercator 75R Deutz F6L912 1974...1981 | Mercur Deutz F4L912 1967...1972 | Senator Deutz F6L912 1966...1972 - **Deutz:** F3L911 2.5L 2460cc 1967...1970 | F4L911 3.3L 3280cc 1971...1973 | F4L912 3.8L 3770cc 1971...1972 - **Fiat Allis:** 1300 | 1300 DT | 850 | 850 T - **Massey Ferguson:** 450B | 450C | MF 33B - **Mercedes Benz:** 302Y.M.303 - **Palmieri:** 1500 GN 80 | 1500 GN 95 | 1800 GN 110 | 1800 GN 90 - **Poclain:** FC 30 | LC 80 | LY 80 | MCL 84 - **Steyr Puch:** 1000 | 1200 | 586 | 590 | 690

**MOTOR**

**Bomag:** 5710901 | 5710903 | 5710905 | 5710919 | 5710927 | 5710930 | 5719897 | 57109019 - **Bosch:** 0001359077 | 0001364100 | 0001364105 | 0001365004 - **Case:** E010372 - **Deutz:** 1161422 | 1172099 | 1302023 | B17R24X4 - **Fiat:** 42522942 - **IHC Navistar:** 3144932R92 - **John Deere:** SE501414 - **KHD:** 1161420 | 1161422 | 1163626 | 1163669 | 1163758 | 1172099 | 1301833 | 1302023 - **Liebherr:** 6200827 - **Mack Truck:** 8MJ4167 - **Massey Ferguson:** 114939701 | 114939702

**Orenstein Koppel:** 6209190 - **Renault:** 5000046311 | 5000240884 | 7700525547 - **Scania:** 183868 | 188486 - **Steyr:** 6090926 - **Volvo:** 240847 | 241599 | 243007 | 243043 | 243326 | 4785539 | 4785541

**EQUIVALENTE / Equivalent**

**Bosch:** 2006209406 | 2006209422 - **Lester:** 16560 | 17073 | 17074 | 17076 | 17106 | 17136 | 17184 | 17228 | 17230 | 18029 | 18030 | 18032 | 18033 | 18111 | 18229 | 18237 - **WAI:** 5491126

**0310****IMPULSOR DE PARTIDA DO MOTOR DE ARRANQUE**

STARTER DRIVE / IMPULSOR DE PARTIDA

FOTO / Photo pg. 255

**APLICAÇÃO / Application / Aplicación**

**Alfa Romeo:** 30AR8 | 32AR8 | 35AR8 | 40AR8 - **Fiat:** 241TN | 450 | 450DT | 500 | 500DT | 540 | 540DT | 616N3 | 616N3,4 | 625N3 - **Fiat Iveco:** Daily

**MOTOR****Bosch:** 0001362032 | 0001363101**EQUIVALENTE / Equivalent**

**Bosch:** 2006209240 | 2006209330 | 2006209418 | 2006209448 - **Fiat:** 8997796 | 9934739 | 9934977 | 9957820 | 79026236 - **Italacciai:** SD123 - **Lester:** 17093 | 18031 - **Lucas Indiel:** 223561 - **WAI:** 5491173

**0312****IMPULSOR DE PARTIDA DO MOTOR DE ARRANQUE**

STARTER DRIVE / IMPULSOR DE PARTIDA

FOTO / Photo pg. 255

## APLICAÇÃO / Application / Aplicación

KHD: F2L912 | F3L912 - **Lamborghini:** R240DT | R350DT - **Valmet:** 103 104SU | 1051 | 1052 | 1053 | 1054 | 1056SU | 1056SV | 112 113DAN | 395SV

## MOTOR

**Bosch:** 0001362012 | 0001362013 | 0001362016 | 0001362017 | 0001362021 | 0001362024 | 0001362033 | 0001363002

## EQUIVALENTE / Equivalent

**Bosch:** 2006209246 - **Italacciai:** SD347 - **Lester:** 17075 | 17105 - **WAI:** 549104**0313****IMPULSOR DE PARTIDA DO MOTOR DE ARRANQUE**

STARTER DRIVE / IMPULSOR DE PARTIDA

FOTO / Photo pg. 255

## APLICAÇÃO / Application / Aplicación

**Ford:** A0406 | A0506 | FT100 | FT120 | FT130 | FT160 | FT190

## MOTOR

**Bosch:** 0001358201 | 0001358202

## EQUIVALENTE / Equivalent

**Bosch:** 2006209407 | 2006209437 - **Italacciai:** SD315 - **WAI:** 5491149**0315****IMPULSOR DE PARTIDA DO MOTOR DE ARRANQUE**

STARTER DRIVE / IMPULSOR DE PARTIDA

FOTO / Photo pg. 255

## APLICAÇÃO / Application / Aplicación

**Fiat:** Ônibus 140 | Ônibus 80 - **Fiat Iveco:** Caminhões 1000 | Caminhões 120E | Caminhões 150 | Caminhões 150T | Caminhões 160E | Caminhões 160T | Caminhões 605C | Caminhões 640 | Caminhões 680 | Caminhões 780 | Caminhões 805 - **New Holland:** Colheitadeira TC55 11/1997... | Colheitadeira TC57 11/1997... | Colheitadeira TC59 11/1997... | Trator Gamalta

## MOTOR

**Bosch:** 0001359122 | 0001360043 | 0001360063 | 9000083043 | 9000453088 | 9000453090 | 9000453091 - **Fiat:** 4169095 | 4169096 | 4682999

## EQUIVALENTE / Equivalent

**Bosch:** 2006209447 | 9001083502 - **Fiat:** 9918347 | 9928303 | 9935164 | 99811565 - **Lester:** 16560 | 17073 | 17074 | 17076 | 17106 | 17136 | 17184 | 17228 | 17230 | 18029 | 18030 | 18032 | 18033 | 18111 | 18229 | 18237 - **Lucas Indiel:** 223231 - **WAI:** 549115**0316****IMPULSOR DE PARTIDA DO MOTOR DE ARRANQUE**

STARTER DRIVE / IMPULSOR DE PARTIDA

FOTO / Photo pg. 255

## APLICAÇÃO / Application / Aplicación

**Kassbohrer:** S100 | S80 - **Steyr Puch:** 650A | 760A - **Volkswagen:** HR 688 H | HR 688 HT

## MOTOR

**Bosch:** 0001359006 | 0001360002

## EQUIVALENTE / Equivalent

**Bosch:** 2006209342 - **WAI:** 549107**0318****IMPULSOR DE PARTIDA DO MOTOR DE ARRANQUE**

STARTER DRIVE / IMPULSOR DE PARTIDA

FOTO / Photo pg. 256

## APLICAÇÃO / Application / Aplicación

KHD: 411D | 411W | D2506 | D3006 | F1L410 - **Lamborghini:** 221 | 230 | 321 | 340 | 350 | 431 | 452 | 523 | 624 | Espada | Islero 400GTS | Miura P400

## MOTOR

**Bosch:** 0001354080 | 0001354082 | 0001354088 | 0001354091 | 0001354092 | 0001354093 | 0001354097 | 0001354099 | 0001354100 | 0001354103 | 0001355014 | 0001355015

## EQUIVALENTE / Equivalent

**Bosch:** 2006209086 | 2006209095 | 2006209215 | 2006209229 - **Italacciai:** SD346 - **WAI:** 549185**0319****IMPULSOR DE PARTIDA DO MOTOR DE ARRANQUE**

STARTER DRIVE / IMPULSOR DE PARTIDA

FOTO / Photo pg. 256

## APLICAÇÃO / Application / Aplicación

**Mercedes Benz:** 200D | 220D | 240D | 240D 3.0 | 240TD | 300 turbo | 300CD | 300D | 300SD | 300TD | D206 | DG206 | L206 | L306D | L306DG | L406DG | L407D | O309D | U52 421 | U5260 | U60 421

## MOTOR

**Bosch:** 0001362001 | 0001362002 | 0001362003 | 0001362004 | 0001362027 | 0001362028 | 0001362029 | 0001362030

## EQUIVALENTE / Equivalent

**Bosch:** 2006209241 | 2006209331 - **Italacciai:** SD012 - **Lester:** 16445 | 16715 - **Lucas:** TMB427 - **Lucas Indiel:** 223232 - **WAI:** 549103

**0320****IMPULSOR DE PARTIDA DO MOTOR DE ARRANQUE**

STARTER DRIVE / IMPULSOR DE PARTIDA

FOTO / Photo pg. 256

**APLICAÇÃO / Application / Aplicación****Opel:** Ascona 2.0 D | Rekord 2.0 D | Rekord 2.1 D | Rekord 2.3 D**MOTOR****Bosch:** 0001362037 | 0001362071 - **Italacciai:** 26208A**EQUIVALENTE / Equivalent****Bosch:** 2006209478 - **Italacciai:** SD342 - **Lucas Indiel:** 223569 - **WAI:** 5491167**0322****IMPULSOR DE PARTIDA DO MOTOR DE ARRANQUE**

STARTER DRIVE / IMPULSOR DE PARTIDA

FOTO / Photo pg. 256

**APLICAÇÃO / Application / Aplicación****Ford:** 2000 | 3000 | 4000 | 5000 | 7000**MOTOR****Lucas Indiel:** 26211 | 26338 | 26339 | 26395 | S5012 | 26208A/E | 26211A/L | 26208AEM45 | 26211ALM50**EQUIVALENTE / Equivalent****Lester:** 16608 - **Lucas:** TMB104 | 54246724 | 54246989 | 54256984 | 54259800 - **WAI:** 549205**0323****IMPULSOR DE PARTIDA DO MOTOR DE ARRANQUE**

STARTER DRIVE / IMPULSOR DE PARTIDA

FOTO / Photo pg. 256

**APLICAÇÃO / Application / Aplicación****Ford:** Escort Ghia | Guarujá | Verona GLX | XR3 - **Gurgel:** BR 800 | Tocantins L | TR 1.6 - **Porsche:** 914 - **Tiete:** Motor Estacionário RD900 09/1992... | Motor Estacionário RD900L 09/1992... | Motor Estacionário RD950 09/1992... | Motor Estacionário RD950L 09/1992... - **Volkswagen:** Apollo GL, GLS AP 1.8 | Golf 1.5 D | IM1200 | IM127 | IM1300 | IM1302 | IM1303 | IM1500 | IM1600 | IM181 | IM411 | IM412 | Jetta | Passat 1.6 | Rabbit diesel | Scirocco | Transporter 1.3, 1.7, 1.8**MOTOR****Bosch:** 0001208411 | 0001208412 | 0001208416 | 0001208417 | 0001208418 | 0001211223 | 0001211224 | 0001211255 | 0001211256 | 0001211257 | 0001211258 | 0001211992 | 0001211993 | 0001211998 | 0001314012 | 0001314013 | 9000082062**EQUIVALENTE / Equivalent****Bosch:** 1006209424 | 9001082669 - **Italacciai:** SD450 | SD466 - **Lester:** 16362 | 16418 | 16547 | 16556 | 17025 | 17134 - **Lucas:** TMB411 - **Lucas Indiel:** 221411**Volkswagen:** 055911335B - **WAI:** 549100**0325****IMPULSOR DE PARTIDA DO MOTOR DE ARRANQUE**

STARTER DRIVE / IMPULSOR DE PARTIDA

FOTO / Photo pg. 256

**APLICAÇÃO / Application / Aplicación****BMW:** R100 | R45 | R60 | R65 | R75 | R80 - **Fiat:** 128 1.1 e 1.3 | 131 Mirafiori 1.3 | X1/9 1.3 - **Opel:** Ascona 1.2 | D 1.0, 1.2 | Kadett 1.0, 1.2 | Manta A, B12 - **Renault:** GTL | R 6TL | R 7TL | R12 | R4 | R5 | TL | TS Turbo | TX - **Seat:** 1200 Sport | 124 D 1430 | 124 D especial 1.2 e 1.4 | 127 0.9 | 131 | 131 L 1430 | Ritmo 65,75 | Supermirafiori 1430 | Terra**MOTOR****Bosch:** 0001157013 | 0001157021 | 0001157023 | 0001212006 | 9000141100 | 9000141101 | 9000141103 | 9000141107 | 9000141108 | 9000141111 | 9000141112 | 9000141114 | 9000334104**EQUIVALENTE / Equivalent****Bosch:** 1006209401 | 1006209445 - **Fiat:** 9934752 - **Italacciai:** SD055 | SD496 - **Lester:** 16438 - **Lucas Indiel:** 223573 - **WAI:** 5491139**0327****IMPULSOR DE PARTIDA DO MOTOR DE ARRANQUE**

STARTER DRIVE / IMPULSOR DE PARTIDA

FOTO / Photo pg. 256

**APLICAÇÃO / Application / Aplicación****Daihatsu:** Delta 1.5, 2.0 | Rocky 1.6 | Taft 1.6 | Wildcat 1.6 - **Honda:** Accord 1.6 - **Toyota:** Carina 1.6, 2.0 | Celica 1.6, 2.0 | Corolla | Corona 1.6, 1.8, 2.0, 2.3 | Crown | Delta Hi Ace | Hilux | Mark2 | Sprinter 1.6**MOTOR****Honda:** 31200657006 | 31200657016 | 31200657025 - **Italacciai:** 280002572 - **Nippondenso:** 28004822 | 280001010 | 280001940 | 280001941 | 280001970 | 280001971 | 280001972 | 280001973 | 280001975 | 280001976 | 280002000 | 280002001 | 280002250 | 280002261 | 280002262 | 280002263 | 280002330 | 280002570 | 280002571 | 280002572 | 280003051 | 280003052 | 280003100 | 280003710 | 280003920 | 280003921 | 280004270 | 280004440 | 280004480 | 280004580 | 280004640 | 280004810 | 280004820 | 280004822 | 280004980 | 280005430 | 280005470 | 280006100 - **Toyota:** 2810026031 | 2810033011 | 2810036020 | 2810036040 | 2810040011 | 2810040012 | 2810040013 | 2810040015 | 2810040041 | 2810041013 | 2810041020 | 2810042010 | 2810042020 | 2810042021 | 2810045020 | 2810045021 | 2810045033 | 2810046040 | 2810047020 | 28100045033**EQUIVALENTE / Equivalent****Bosch:** 1987BE0032 - **Daihatsu:** 2801140014 | 2801141011 | 2801141012 - **Honda:** 31207657006 | 31207PA0006 - **Isuzu:** 8942391070 - **Italacciai:** SD181 - **Lester:** 16217 | 16218 | 16220 | 16223 - **Mitsubishi:** MD602059 | MD602678 - **Nippondenso:** 028300085 | 0283000800 | 0283000800 | 0283000801 | 0283001690 - **Toyota:** 2801122021 | 2801125012 | 2801125020 | 2801141010 | 2801141011 | 2801141012 | 2801141020 - **WAI:** 548205 - **Ww:** 10502



**0328****IMPULSOR DE PARTIDA DO MOTOR DE ARRANQUE**

STARTER DRIVE / IMPULSOR DE PARTIDA

FOTO / Photo pg. 256

## APLICAÇÃO / Application / Aplicación

**Volkswagen:** Brasília refrigerado a ar 07/1981... | Gol refrigerado a ar 07/1981... | Kombi refrigerado a ar 07/1981... | Saveiro refrigerado a ar 07/1981... | Sedan refrigerado a ar / 1.3, 1.5, 1.6 07/1981...

## MOTOR

**Bosch:** 9000451004 | 9000451012 - **Wapsa:** MWB18 | MWB21

## EQUIVALENTE / Equivalent

**Bosch:** 9001451247 - **Lucas:** TWB247 - **Volkswagen:** 1119113356 - **Wapsa:** 224047

**0329****IMPULSOR DE PARTIDA DO MOTOR DE ARRANQUE**

STARTER DRIVE / IMPULSOR DE PARTIDA

FOTO / Photo pg. 256

## APLICAÇÃO / Application / Aplicación

**Volkswagen:** Gol C, CL, GL refrigerado a água | Parati C, CL, GL refrigerado a água | Passat refrigerado a água / 1.5, 1.6 | Saveiro CL, GL, refrigerado a água | Voyage C, CL, GL refrigerado a água

## MOTOR

**Bosch:** 9000451011 - **Wapsa:** MWB19

## EQUIVALENTE / Equivalent

**Bosch:** 9001451252 - **Lucas:** TWB246 - **Volkswagen:** ZBA911335A - **Wapsa:** 224046

**0339****IMPULSOR DE PARTIDA DO MOTOR DE ARRANQUE**

STARTER DRIVE / IMPULSOR DE PARTIDA

FOTO / Photo pg. 256

## APLICAÇÃO / Application / Aplicación

**Chrysler:** Dodge Horizon | Omni - **Kubota:** Trator

## MOTOR

**Chrysler:** 5206270 | 5213085 | 5213190 | 5213370 | 5213395 - **Nippondenso:** 280005090 | 280005091 | 280005092 | 280007130 | 280007131

## EQUIVALENTE / Equivalent

**Chrysler:** CH1931 | 5206632 | 5213310 | 5213850 - **Lester:** 16417 - **Nippondenso:** 0283001930 | 0283003490 - **Subaru:** 280992420 - **WAI:** 548203 - **Ww:** 10120

**0340****IMPULSOR DE PARTIDA DO MOTOR DE ARRANQUE**

STARTER DRIVE / IMPULSOR DE PARTIDA

FOTO / Photo pg. 256

## APLICAÇÃO / Application / Aplicación

**Datsun:** 280 ZX - **Ford:** Laser

## EQUIVALENTE / Equivalent

**Lester:** 16245 - **Lucas Indiel:** 223235 - **Mitsubishi:** K309

**0341****IMPULSOR DE PARTIDA DO MOTOR DE ARRANQUE**

STARTER DRIVE / IMPULSOR DE PARTIDA

FOTO / Photo pg. 256

## APLICAÇÃO / Application / Aplicación

**Daihatsu:** Especial/Special - **Subaru:** Subaru A11

## MOTOR

**Mazda:** 60418400 | 60518400 | 134518400 - **Nippondenso:** 280002040 | 280002041 | 280002042 | 280002160 | 280002161 | 280002970 | 280004721 | 280005270 | 280005420 | 280005720 | 280005750 | 280006520 - **Subaru:** 829914120 | 829918600 - **Toyota:** 2810087701 | 2810087702

## EQUIVALENTE / Equivalent

**Lester:** 16468 | 16696 | 17058 - **Lucas Indiel:** 223585 - **Mazda:** 060423710 | 134624709 - **Mitsubishi:** MD604047 - **Nippondenso:** 0283000830 | 0283000831 | 0283003320 | 0283003321 - **Subaru:** 492097002 | 892094112 | 892096102 - **Toyota:** 2801187704 - **WAI:** 548228

**0342****IMPULSOR DE PARTIDA DO MOTOR DE ARRANQUE**

STARTER DRIVE / IMPULSOR DE PARTIDA

FOTO / Photo pg. 256

## APLICAÇÃO / Application / Aplicación

**Ford:** Courier

## MOTOR

**Ford:** SAE715 | SAE716 | SAE715A | SAE716A | D77Z11002A | D77Z11002B | E17Z11002B | E17Z11002C - **Nippondenso:** 280005220 | 280005230 | 280008110 | 280008120

## EQUIVALENTE / Equivalent

**Ford:** SDE307 | D77Z11350A - **Lester:** 16254 | 16272 - **Nippondenso:** 0283001870 - **WAI:** 548215

**0343****IMPULSOR DE PARTIDA DO MOTOR DE ARRANQUE**

STARTER DRIVE / IMPULSOR DE PARTIDA

FOTO / Photo pg. 256

APLICAÇÃO / Application / Aplicación

**Kubota:** Trator

MOTOR

**Nippondenso:** 280003610 | 280003611 | 280007480

EQUIVALENTE / Equivalent

**Lester:** 16221 - **Nippondenso:** 0283001390 | 0283003590 - **WAI:** 548240**0345****IMPULSOR DE PARTIDA DO MOTOR DE ARRANQUE**

STARTER DRIVE / IMPULSOR DE PARTIDA

FOTO / Photo pg. 256

APLICAÇÃO / Application / Aplicación

**Volkswagen:** K 70

MOTOR

**Bosch:** 0001208100 | 0001208101 | 0001211200 | 0001211201

EQUIVALENTE / Equivalent

**Bosch:** 1006209441 | 2006209323**0348****IMPULSOR DE PARTIDA DO MOTOR DE ARRANQUE**

STARTER DRIVE / IMPULSOR DE PARTIDA

FOTO / Photo pg. 256

APLICAÇÃO / Application / Aplicación

**Kubota:** Micro trator Tobatta M140N - **Volkswagen:** Kombi com motor Passat diesel | Saveiro Diesel | Senda Diesel

MOTOR

**Bosch:** 9000452003 - **Wapsa:** MWB17

EQUIVALENTE / Equivalent

**Bosch:** 9001452088 - **Lucas Indiel:** 223117 - **Volkswagen:** 3059112875 - **Wapsa:** 224048**0349****IMPULSOR DE PARTIDA DO MOTOR DE ARRANQUE**

STARTER DRIVE / IMPULSOR DE PARTIDA

FOTO / Photo pg. 257

APLICAÇÃO / Application / Aplicación

**Honda:** Accord 1600, 1599cc 1976...1982 | Civic 1200 1972...1981 | Civic 1250 1973...1979 - **Isuzu:** I Mark L4 1.8L 1817cc gasolina Eng 1981...1985 | Pick Up L4 1.8L 1817cc 1981...1982 - **Nissan:** NFG101D11 - **Yanmar Engine Marine:** 1GM 1981...1989 | 1GM 1 cil 19.41ci, 0.318L Diesel 1980...1984 | 1GM10 1 cil, 19.41ci, 0.318L Diesel 1982...1990 | 1GM10C 1 cil, 19.41ci, 0.318L Diesel 1982...1984 | 2GM 1981...1989 | 2GM 2 cil Diesel 1980...1984 | 2GM20 2 cil, 38.81ci, 0.636L Diesel 1982...1990 | 2GMF 2 cil Diesel 1980...1984 | 3GM 1981...1989 | 3GM 3 cil Diesel 1980...1984 | 3GM30 3 cil Diesel 1982...1990 | 3GMD 3 cil Diesel 1982...1990 | 3GMF 3 cil Diesel 1982...1990 | KM2A 0000 | KM2C 0000 | KM2P 0000 | KM3A 0000 | KM3P 0000 | KM3V 0000

MOTOR

**Hitachi:** S10863 | S10889 | S114140 | S114141 | S114149 | S114160 | S114162 | S114163 | S114164 | S114210 | S114211 | S114227 | S114271 | S114160A | S114160B | S114160D | S114160E | S114160F | S114162C | S114162D | S114163B | S114163E - **Honda:** 31200634005 | 31200634670 | 31200634671 | 31200634811 | 31200657005 | 31200657015 | 31200657025 | 31200673015 | 31200679035 | 31200679052 - **Isuzu:** 8942226880 - **Italacciai:** S114140 - **Nissan:** 233005002 | 233006900 | 23300B500 | 2330009601 | 23300B5000 | 23300B5002 | 23300H5001 | 23300H5002 | 23300H5003 | 23300H5004 | 23300H5300 | 23300H5400 | 23300H6900 | 23300H6901 | 23300H6902 | 23300H6903 | 23300H6904 | 23300H7300 | 23300H7301 | 23300H7302 | 23300H6901

EQUIVALENTE / Equivalent

**Bosch:** 1987BE0033 - **General Motors/Chevrolet:** 9423227 | 94233227 - **Hitachi:** 211455004 | 211465001 - **Honda:** 31207634005 - **Isuzu:** 8942332270 | 8942332770 - **Italacciai:** SD149 - **Lester:** 16205 | 16207 | 16211 | 16270 | 16499 - **Nissan:** 23300H6000 | 23312E6700 | 23312H5000 | 23312H5001 | 23312H6700 | 23312H6900 - **WAI:** 548110

**0351****IMPULSOR DE PARTIDA DO MOTOR DE ARRANQUE**

STARTER DRIVE / IMPULSOR DE PARTIDA

FOTO / Photo pg. 257

APLICAÇÃO / Application / Aplicación

**General Motors/Chevrolet:** Chevy Lux | S10 Importada - **Isuzu:** Datsun - **New Holland:** Trator

MOTOR

**General Motors/Chevrolet:** 94022494 - **Hitachi:** S114126 | S114170 | S114171 | S114172 | S114173 | S114174 | S114177 | S114180 | S114181 | S114182 | S114197 | S114202 | S114218 | S114229 | S114240 | S114247 | S114248 | S114295 | S114298 | S114301 | S114313 | S114343 | S114381 | S114382 | S114608 | S1144301 | S114126L | S114126M | S114170B | S114170E | S114171A | S114171D | S114172A | S114172D | S114172E | S114173B | S114173E | S114173F | S114180F | S114180M | S114182G | S114202A | S114218A | S114229E | S114229F | S114247A | S114247C - **Ishikawajima:** 185086320 | 185086321 - **Isuzu:** 5811001300 | 5811001370 | 8941305600 | 8942044380 | 8942045380 | 8942134065 | 8942135381 | 8942138220 | 8942226880 | 8942243880 | 8942340650 - **Italacciai:** 23300N3301 - **Nissan:** 2330018C05 | 2330018C06 | 2330069690 | 2330069960 | 23300E6800 | 23300E6801 | 23300N0900 | 23300N3301 | 23300N3304 | 23300S0100 | 23300U0100 | 23300U0101 | 23300U0102 | 23300U0601 | 23300U0602 | 23300U6001 | 23300U6002 | 23300U6003 | 23300U6004 | 23300U6005 | 23300W0400 | 23300W0401 | 23300Y0700 | 23300Y0701

**0351****IMPULSOR DE PARTIDA DO MOTOR DE ARRANQUE**

STARTER DRIVE / IMPULSOR DE PARTIDA

FOTO / Photo pg. 257

**EQUIVALENTE / Equivalent**

**Bosch:** 1987BE0007 - **General Motors/Chevrolet:** 94208296 - **Hitachi:** 211445004 | 211445007 | 211475001 | 2114N3550 - **Isuzu:** 8942082960 | 8942082961  
**Italacciai:** SD151 - **Lester:** 16194 | 16203 | 16246 | 16270 | 16711 | 16773 | 16877 - **Lucas Indiel:** 223322 - **Nissan:** 23312E6800 | 23312E6801 | 23312N3300 |  
 23312U6000 | 23312V6000 | 23312Y0700 - **WAI:** 548109

**0352****IMPULSOR DE PARTIDA DO MOTOR DE ARRANQUE**

STARTER DRIVE / IMPULSOR DE PARTIDA

FOTO / Photo pg. 257

**APLICAÇÃO / Application / Aplicación**

**Chrysler:** Dodge - **Mazda:** Especial/Special - **Mitsubishi:** Forklift - **Nissan:** Especial/Special - **Suzuki:** Samurai Gasolina 1991...1992

**MOTOR**

**Italacciai:** 23300B5013 - **Mazda:** F601 | 77918400 | 032418400B | 077918400A | 813118400 | 821818400 | 893618400 | 893718400 | 896418400 | 896718400 |  
 D50118400 | D50218400 | D50518400 | E30118400 | F60118400 | F80218400 | F80618400 | F85018400 | FE0518400 | FE5018400 | FE7918400 | H83318400 |  
 HE1918400 | HE2018400 | 808818400A | 813118400A | D30618400A | D306A8400B | D50118400A | D50218400A | D50518400A | E30118400A | E35618400A |  
 F60118400A | F60118400B | F80218400A | F80218400B | F85018400A | F85018400B | FE0518400B | FE0518400C | FE5018400A | FE5018400B | HE1918400A |  
 HE1918400B | HE2018400A - **Mitsubishi:** MGA060 | M3T2581 | M3T3381 | MD21674 | M2T10282 | M2T20181 | M2T20182 | M2T20223 | M2T20281 | M2T20282 |  
 M3T10172 | M3T20081 | M3T20181 | M3T20381 | M3T20681 | M3T20781 | M3T21281 | M3T21282 | M3T21381 | M3T22081 | M3T22381 | M3T22581 | M3T22582 |  
 M3T22681 | M3T22781 | M3T24481 | M3T24482 | M3T24483 | M3T24485 | M3T24486 | M3T24487 | M3T24488 | M3T25081 | M3T25281 | M3T25781 | M3T25782 |  
 M3T25783 | M3T25785 | M3T25882 | M3T25883 | M3T25885 | M3T25891 | M3T27686 | M3T29681 | M3T30081 | M3T30082 | M3T30088 | M3T30281 | M3T30282 |  
 M3T30285 | M3T30286 | M3T30381 | M3T30382 | M3T30781 | M3T30782 | M3T32382 | M3T32581 | M3T32582 | M3T32583 | M3T32681 | M3T32781 | M3T32782 |  
 M3T33381 | M3T33382 | M3T33581 | M3T33582 | M3T33583 | M3T33585 | M3T33586 | M3T33587 | M3T33588 | M3T35081 | M3T35082 | M3T35088 | M3T39182 |  
 MD001333 | MD001555 | MD019891 | MD019895 | MD021674 | MD027400 | MD027401 | MD034120 | MD034121 | MD085730 | MM111514 | MM115513 | MM115514 |  
 MM115517 | M2T20181A | M3T110172 | M3T20681A | M3T24482A | M3T24486A | M3T335081 | M3T335820 | M3T33582A | M3T33586A | MD0019891 - **Nissan:**  
 233000712 | 23300B5013 | 23300D0212 | 23300H5012 | 23300H5013 | 23300P5112 | 23300P5113 | 23300R9000 | 23300T5070 | 23300U0113 | 23300U0114

**EQUIVALENTE / Equivalent**

**Bosch:** 1987BE0008 - **Italacciai:** SD169 - **Lester:** 16500 | 16514 | 16522 | 16527 | 16579 | 16588 | 16708 | 16728 | 16742 | 16793 | 16794 | 16858 | 16859 | 16938 |  
 16940 | 16941 - **Lucas Indiel:** 223236 - **Mazda:** 808824722 | H83318X45 - **Mitsubishi:** MD607283 | MD608273 | M191T30974 | M191T33371 | M191T34071 |  
 M191T35171 - **Nissan:** 23312Y0511 - **Suzuki:** 3132072031 - **WAI:** 548304

**0353****IMPULSOR DE PARTIDA DO MOTOR DE ARRANQUE**

STARTER DRIVE / IMPULSOR DE PARTIDA

FOTO / Photo pg. 257

**APLICAÇÃO / Application / Aplicación**

**Honda:** Ballade 1500 1986...1990 | Civic 1300 16V 1991...1995 | Civic 1300, 1343cc D13B1 1987...1992 | Civic 1300 12V, 1335cc EW2/3 1983...1987 | Civic 1400  
 1987...1991 | Civic 1500 D15B2 1992...1995 | Civic 1500 D15Z 1995...2000 | Civic L4 1.3L 1342cc 82cid 1984...1987 | Civic L4 1.5L 1487cc 1984...1987 | Civic L4 1.5L 1491cc  
 91cid 1987 | Civic L4 1.5L 1493cc 1986 | Civic L4 1.5L 1493cc 1988...1991 | Civic L4 1.6L 1590cc 97cid 1988...1991 | CRX L4 1.5L 1493cc 1988...1991 | Wagovan L4 1.5L  
 1487cc 1984 | Wagovan L4 1.5L 1487cc 1986...1987 - **Jacobsen:** T422D Kubota D950 Diesel 1985...1996 - **Kubota:** Hauler KC5 ZH600B Dsl. Engine 1981...1999 | Mower  
 Front F2100E D950 FM 21HP Dsl 1989...1995 | Mower Front F2000 D950 FM 20HP Dsl 1986...1994 | Mower Front F2100 D950 FM 21HP Dsl 1989...1995 | Tractor Compact  
 B1550D D850 5B 17HP Dsl 1988...1996 | Tractor Compact B1550DT D850 5B 17HP Dsl 1988...1996 | Tractor Compact B1550DTEX D850 5B 17HP Dsl 1988...1996 | Tractor  
 Compact B1550E D850 5B 17HP Dsl 1988...1996 | Tractor Compact B1550HSD D850 5B 17HP Dsl 1988...1997 | Tractor Compact B1550HSDT D850 5B 17HP Dsl 1988...1997  
 | Tractor Compact B1550HSE D850 5B 17HP Dsl 1988...1996 | Tractor Compact B1750DT D950 5B 20HP Dsl 1988...1996 | Tractor Compact B1750E D950 5B 20HP Dsl  
 1988...1996 | Tractor Compact B1750HSD D950 5B 20HP Dsl 1988...1996 | Tractor Compact B1750HSDT Kubota D950 5B 20HP Dsl 1988...1996 | Tractor Compact  
 B1750HSE D950 5B 20HP Dsl 1988...1996 | Tractor Compact B20 D950AT 20HP Dsl 1990...1998 | Tractor Compact B20TL D950AT 20HP Dsl 1990...1998 | Tractor Compact  
 B6000DT ZL600 14.5HP Dsl 1973...1977 | Tractor Compact B6000DTC ZL600 14.5HP Dsl 1975...1978 | Tractor Compact B6000E ZL600 14.5HP Dsl 1978...1984 | Tractor  
 Compact B6100D D650 B 14HP Dsl 1978...1984 | Tractor Compact B6100DT D650 B 14HP Dsl 1978...1984 | Tractor Compact B6100E D650 B 14HP Dsl 1978...1984 | Tractor  
 Compact B6100HSD D650 B 14HP Dsl 1981...1984 | Tractor Compact B6100HSE D650 B 14HP Dsl 1981...1984 | Tractor Compact B6100HST D650 B 14HP Dsl 1981...1984 |  
 Tractor Compact B6100HSTE D650 B 14HP Dsl 1981...1984 | Tractor Compact B6100T D650 B 14HP Dsl 1981...1984 | Tractor Garden 2L600 2L600 1979...1990 | Tractor  
 Garden G6200H D640 16HP Dsl 1986...1990 - **Onan:** Engine Medium Duty 2L600 Kubota 2L600 1979...1990 - **Toyota:** Carina 1.9L 1858cc 113cid 1971 | Celica L4 1.9L  
 1858cc 113cid 1969...1971 | Celica L4 1.9L 1898cc 1971 | Celica L4 2.0L 1968cc 1972...1974 | Celica L4 2.0L 1968cc 120cid 1972...1974 | Celica L4 2.2L 2189cc 1975...1980 |  
 Corolla 1.9L 1858cc 1969...1971 | Corona L4 | Corona L4 1.9L 1897cc 116cid 1968...1970 | Corona L4 1.9L 1898cc 1968...1970 | Corona L4 2.0L 1968cc 1972...1974 | Corona  
 L4 2.0L 1968cc 120cid 1972...1974 | Corona L4 2.2L 2189cc 1975...1980 | Crown | Europe Car Celica 2000 1973...1980 | Europe Car Corona 1500 1972...1978 | Europe Car  
 Corona 1600 1972...1978 | Europe Car Corona 1700 1972...1975 | Europe Car Corona 1800 1972...1975 | Europe Car Corona 1900 1972...1975 | Europe Car Corona 2000  
 1972...1975 | FJ 60 | Hiace 2000 1978...1983 | Hilux 2000 1979...1984 | Pick Up L4 2.0L 1968cc 1972...1974 | Sprinter 1.3L 1290cc 1981...1982 | Starlet L4 1.5L 1452cc  
 1980...1986 | Tercel 1300 1982...1985 | Tercel 1500 1982...1988 | Tercel L4 1.5L 1452cc 3AC 1987...1988 | Tercel L4 1.5L 1456cc 3E 1988 | Tercel L4 1.9L 1858cc 113cid  
 1970...1971 | Truck Pick Up L4 | Truck Pick Up L4 1.9L 1858cc 1970...1971 | Truck Pick Up L4 1.9L 1897cc 116cid 1969...1970 | Truck Pick Up L4 1.9L 1898cc 1969 | Truck  
 Pick Up L4 1.9L 1898cc 1969...1970 | Truck Pick Up L4 2.0L 1968cc 120cid 1972...1974 | Truck Pick Up L4 2.2L 2189cc 1975...1980 - **Universal:** Engine Marine 5421 Kubota  
 D850 21 HP, 3 cil Dsl 1978...1981 | Engine Marine M25 Kubota D850 21 HP, 3 cil Dsl 1981...1986 | Engine Marine M25 XP Kubota D950 23HP, 3 cil Dsl 1986...1993 | Engine  
 Marine M25 XPA Kubota D950 23HP, 3 cil Dsl 1994...1999

**MOTOR****Italacciai:** 280002681**EQUIVALENTE / Equivalent**

**Bosch:** 1987BE0009 - **Italacciai:** SD183 | SD359 - **Lester:** 16215 | 16222 | 16224 | 16230 | 16238 | 16261 | 16766 | 16832 | 16843 | 17354 - **Toyota:** 2801141020 |  
 2801160041 - **WAI:** 548207

**0361****IMPULSOR DE PARTIDA DO MOTOR DE ARRANQUE**

STARTER DRIVE / IMPULSOR DE PARTIDA

FOTO / Photo pg. 257

**APLICAÇÃO / Application / Aplicación****BMW:** 315 | 316 | 318 | 320 | 518 | 525 | 528 | 628 | 728 - **Mercedes Benz:** L207 | L307 - **Peugeot:** 404 Diesel - **Toyota:** Colt | Cressi DA | Galant**MOTOR****Bosch:** 0001208204 | 0001311100 | 0001311128 | 0001311146 | 0001314025 | 0001314027 | 0001314029 | 0001314033 | 0001314034 | 0001314035 | 0001314036 | 0001314038**EQUIVALENTE / Equivalent****Bosch:** 1006209406 | 1006209428 | 1006209449 | 1006209466 | 1006209472 | 9001692096 - **Italacciai:** SD345 | SD489 - **Lester:** 16616 | 16617 - **Lucas:** TMB450  
**WAI:** 548308**0362****IMPULSOR DE PARTIDA DO MOTOR DE ARRANQUE**

STARTER DRIVE / IMPULSOR DE PARTIDA

FOTO / Photo pg. 257

**APLICAÇÃO / Application / Aplicación****Ford:** Capri 1.3, 1.6, 2.0, 2000GT | Consul 2.0 | Escort RS 2000 | Granada 2.0**MOTOR****Bosch:** 0001311038 | 0001311048**EQUIVALENTE / Equivalent****Bosch:** 1006209108 | 2006209324 - **Italacciai:** SD037 - **Lester:** 16405 | 16595 - **Lucas Indiel:** 223602 - **WAI:** 549187**0365****IMPULSOR DE PARTIDA DO MOTOR DE ARRANQUE**

STARTER DRIVE / IMPULSOR DE PARTIDA

FOTO / Photo pg. 257

**APLICAÇÃO / Application / Aplicación****Ford:** Granada 1.9, 2.0 diesel - **Peugeot:** 504D | 505D Turbo | 604D Turbo**MOTOR****Bosch:** 0001362045 | 0001362061 | 0001362079 | 0001362086 | 0001363104 | 0001363126**EQUIVALENTE / Equivalent****Bosch:** 2006209473 - **Italacciai:** SD356 - **Lester:** 16715 - **Lucas Indiel:** 223605 - **WAI:** 549119**0366****IMPULSOR DE PARTIDA DO MOTOR DE ARRANQUE**

STARTER DRIVE / IMPULSOR DE PARTIDA

FOTO / Photo pg. 257

**APLICAÇÃO / Application / Aplicación****Alfa Romeo:** Alfa 6 2.5 TD | Alfetta 2.0 turbo diesel - **Fiat:** Magirus Iveco 50NC - **KHD:** D2506 | D3006 | DX50V | F3L911 | F3L912 - **Lamborghini:** DT503-603 | R503-603 | S503-603 - **Mercedes Benz:** 200D - **MWM:** D225 | D2262 | D2263 | D3272 | D3273 - **Valmet:** 101 | 102 | 103 | 104SU | 1051 | 1052 | 1053 | 1054SU | 112 | 113DAN | 12.5 | 15 | 18 | 195 | 198 | 20 | 24 | 25 | 295 | 298 | 30 | 32.5 | 395SV | HR488 HT2 | T1054SU**MOTOR****Bosch:** 0001362034 | 0001362036 | 0001362040 | 0001362041 | 0001362046 | 0001362050 | 0001362053 | 0001362072 | 0001362074 | 0001362075 | 0001362076 | 0001362091 | 0001362305 | 0001362308 | 0001362311 | 0001362313 | 0001362314 | 0001363002 | 0001363107 | 0001363109 | 0001363110 | 0001363112 | 0001363113 | 0001363115 | 0001366001 | 0001366004 | 0001366009 | 0001366014 | 0001366015 | 0001366017 | 0001366020 | 0001366022 | 0001369014**EQUIVALENTE / Equivalent****Bosch:** 2006209449 | 2006209469 | 2006209476 | 2006209485 - **Italacciai:** SD357 - **John Deere:** 19024524 - **Lester:** 17075 | 17105 | 17112 | 17159 | 18026 | 18121  
**Lucas Indiel:** 223311 - **WAI:** 549121**0367****IMPULSOR DE PARTIDA DO MOTOR DE ARRANQUE**

STARTER DRIVE / IMPULSOR DE PARTIDA

FOTO / Photo pg. 257

**APLICAÇÃO / Application / Aplicación****BMW:** 520 - **Fiat:** 1300S | 130NC | 130NR | 130NT | 150NC | 150NR | 150NT | 159NC | 159NR | 159NT | 65NC10 | 70NC10 | 75NC10 | 850 | 880 | 880DT  
**Fiat Allis:** S11 | S9 | SL11 | SL9 | SR9 - **Fiat Iveco:** Caminhão 110.13 | Caminhão 110.16 | Caminhão 120.13 | Caminhão 13.80 | Caminhão 130.13 | Caminhão 130.16 | Caminhão 16 | Caminhão 60.9 | Caminhão 80 | Caminhão 90.13 - **KHD:** D10006 | D130006 | D4006 | D4506 | D5006 | D6006 | D6206 | D6806 | D7006 | D7206 | D7506 | D8006 | DX100 | DX85 | DX90 | Intrac 2002...2004 - **Lamborghini:** 1356 | 1566 | 653 | 654 | 684 | 754 | 854 | 955 | DT804 | DT904 | R1056DT | R1156 | R1256DT | R804 | R904 - **Mercedes Benz:** 1017AF | 1017F | 1113B | 1217AF | 280S | 508DG | 608DG | 613D | 911B | L408DG | LP1013 | LP1113 | LP709 | LP809 | LP813 | LP913 | O302 | O309D | O371U | Trator MB1000 | Trator MB1300 | U100 | U1013 | U1200 | U1213 | U1300 | U1413 | U1500 | U1613 | U1700 | U800 | U900 - **MWM:** D22546 | D22646 | D3254 | D32746 | TD2266 - **Scania:** 50 | 80 | 81 | 82 | 85 | 86 | 92 | 93230 | 93250 | 93280 | Caminhão P93H | Caminhão P94 | Ônibus F94 | Ônibus L94 | P, R 124/400 | P, R 124/360 | P, R 124/420 | R 164/480 | R 164/580 - **Volvo:** 106SU MH 11 | 114 Dan | 1154 Dans | 1154M 12.8 | 1156 Dans | 1156M 12.8 | 116 Dan | 50KVA | 70KVA | B6 série DR860-861 | F84 | F85 | F86 | F87 | FL4 série | LM1240 | LM641 | LM841 | LM845 | LM846 | SM880 | T650 | T800 | T810 | T814 | VHK118

**0367****IMPULSOR DE PARTIDA DO MOTOR DE ARRANQUE**

STARTER DRIVE / IMPULSOR DE PARTIDA

FOTO / Photo pg. 257

**MOTOR**

**Bosch:** 0001362051 | 0001362063 | 0001362096 | 0001362097 | 0001362300 | 0001362306 | 0001362309 | 0001363116 | 0001366018 | 0001366021 | 0001367001 | 0001367004 | 0001367005 | 0001367007 | 0001367010 | 0001367011 | 0001367012 | 0001367014 | 0001367019 | 0001367021 | 0001367023 | 0001367026 | 0001367027 | 0001367030 | 0001367031 | 0001367033 | 0001367034 | 0001367039 | 0001367045 | 0001367046 | 0001367049 | 0001367050 | 0001367052 | 0001367059 | 0001367068 | 0001367074 | 0001367300 | 0001367301 | 0001368001 | 0001368002 | 0001368003 | 0001368005 | 0001368007 | 0001368008 | 0001368010 | 0001368011 | 0001368012 | 0001368013 | 0001368014 | 0001368017 | 0001368018 | 0001368021 | 0001368022 | 0001368024 | 0001368028 | 0001368030 | 0001368031 | 0001368032 | 0001368033 | 0001368035 | 0001368047 | 0001368055 | 0001368062 | 0001368063 | 0001368300 | 0001368301 | 0001368302 | 0001368307 | 0001368309 - **Italacciai:** 1362051

**EQUIVALENTE / Equivalent**

**Bosch:** 2006209492 | 2006209530 | 2006209536 | 2006209930 | F000AL1897 - **Cargo:** 131065 - **Fiat:** 8122157 | 9959619 | 79034927 - **Italacciai:** SD443 - **Lester:** 16560 | 17073 | 17074 | 17106 | 17113 | 17127 | 17136 | 17184 | 17228 | 17320 | 18032 | 18229 | 18237 | 18250 - **Lucas Indiel:** 223312 - **Remy:** 19024520 | 19025715  
**WAI:** 549123

**0376****IMPULSOR DE PARTIDA DO MOTOR DE ARRANQUE**

STARTER DRIVE / IMPULSOR DE PARTIDA

FOTO / Photo pg. 257

**APLICAÇÃO / Application / Aplicación**

**Isuzu:** KB10 Thermo King estacionário diesel | KBD 20 Diesel | KBD 25 2.0 Diesel | KBD 30 diesel - **Jeep:** Renegade - **Komatsu:** Varios fork lift - **Massey Ferguson:** 210-4  
**Nissan:** Especial/Special - **TCM Equipment Ag:** Forklift SD25Z1 - **Toyota:** Especial/Special

**MOTOR**

**Hitachi:** S1224 | S1227 | S1246 | S1248 | S1256 | S1258 | S1259 | S1261 | S1282 | S1288 | S1306 | S1325 | S1328 | S1331 | S1333 | S1224A | S1241A | S1306A | S1333A | S1333B - **Isuzu:** 5811000571 | 5811000740 | 5811000800 | 5811000820 | 5811000990 | 5811001110 | 5811001111 | 5811001112 | 9821001520 | 9821001522 | 9821001830 | 9821001832 - **Thermo King:** 442918 | 445443

**EQUIVALENTE / Equivalent**

**Allis Chalmers:** 2201850102 | 2201850192 | 22018501030 - **Hitachi:** 21203500 | 21207500 | 21207530 | 21207550 | 212035001 - **Isuzu:** 5811130170 | 5811230020 | 5811230070 | 5811230160 | 9821212380 - **Lester:** 17087 | 17089 | 17090 | 18064 - **Lucas Indiel:** 223237 - **Thermoking:** 442910 - **WAI:** 548105

**0378****IMPULSOR DE PARTIDA DO MOTOR DE ARRANQUE**

STARTER DRIVE / IMPULSOR DE PARTIDA

FOTO / Photo pg. 257

**APLICAÇÃO / Application / Aplicación**

**Atlas Copco:** Caminhões | Tratores - **Deutz:** Caminhões | Tratores - **Lamborghini:** C603 | DT704 | L603 | R704 - **Mercedes Benz:** Caminhões | Tratores - **Pegaso:** Camion - **Same:** Caminhões | Tratores - **Scania:** Caminhões | Tratores - **Valmet:** HR492AT | HR688H | HR688HT | HR692HT | Trator 985 - **Volkswagen:** LT28 | LT31 | LT35D

**MOTOR**

**Bosch:** 0001362064 | 0001362301 | 0001362303 | 0001362304 | 0001363118 | 0001366008 | 0001367008 | 0001367009 | 0001367013 | 0001367015 | 0001367018 | 0001367024 | 0001367032 | 0001367043 | 0001367067 | 0001368006 | 0001368009 | 0001368015 | 0001368025 | 0001368039 | 0001368041 | 0001368046 | 0001368049 | 0001368050 | 0001368058 | 0001368071 | 0001369009

**EQUIVALENTE / Equivalent**

**Bosch:** 2006209425 | 2006209494 - **Italacciai:** SD313 - **Lester:** 17113 | 17229 | 18236 - **Lucas Indiel:** 223313 - **Remy:** 19024525 - **WAI:** 549109

**0381****IMPULSOR DE PARTIDA DO MOTOR DE ARRANQUE**

STARTER DRIVE / IMPULSOR DE PARTIDA

FOTO / Photo pg. 257

**APLICAÇÃO / Application / Aplicación**

**Remy:** Delco 10MT | Delco 22MT | Delco 25MT | Delco 27MT | Delco 30MT | Delco 35MT | SD300 Series DD

**MOTOR**

**Remy:** 1113197 | 1113647

**EQUIVALENTE / Equivalent**

**Lester:** 3294 | 3369 | 3709 | 3853 | 3933 | 3952 | 4194 | 4215 | 4523 | 4567 | 4843 | 4888 | 6151 | 6171 | 6192 | 6542 | 6659 | 6705 - **Remy:** 800965 | 1877350 | 1933838 | 1947542 | 1948877 | 10499852 - **WAI:** 54110 | 54159S

**0382****IMPULSOR DE PARTIDA DO MOTOR DE ARRANQUE**

STARTER DRIVE / IMPULSOR DE PARTIDA

FOTO / Photo pg. 257

**APLICAÇÃO / Application / Aplicación**

**Isuzu:** Cherry | Vanette

**MOTOR**

**Hitachi:** S114161 | S114161B | S114161E | S114161F - **Nissan:** 23300M1052 | 23300M1500 | 23300M1501 | 23300M1502 | 23300M1503 | 23300M1510 | 23300M5901 | 23300M5903 | 23300M15001

**EQUIVALENTE / Equivalent**

**Hitachi:** 211465004 | 211495002 - **Lester:** 16579 - **Nissan:** 23312M1500 | 23312M1501 | 23312M15001 - **WAI:** 548114

**0389****IMPULSOR DE PARTIDA DO MOTOR DE ARRANQUE**

STARTER DRIVE / IMPULSOR DE PARTIDA

FOTO / Photo pg. 257

## APLICAÇÃO / Application / Aplicación

Fiat: 130 Super | Argenta 1.6 | Brava 131 | Croma 1.6 | Duna | Europa | Fiorino | Nuova Argenta | Pick Up | Prêmio | Regata 1.3, 1.5, 1.6 | Restyling 132 | Ritmo 105 CT | Ritmo 125 TC | Ritmo 75 | Ritmo 85 | Spazio | Tipo 1.4 1400 DGT | Uno | Uno Turbo 147 | Weekend - **Lancia:** Beta 1.3, 1.6 | Delta 1.5 | Prisma 1.5 | Trevi 1.6 - **Seat:** 124 1.8 | 131 L 1.6

## MOTOR

Fiat: 4470378 | 82374433 - **Italacciai:** 4469987 - **Magneti Marelli:** 63221308 | 63221338 | 63221400 | 63221401 | 63221430 | 63221431 | 63221508 | 63221538 | 63221637

## EQUIVALENTE / Equivalent

**Bosch:** 1987BE0010 - **Femsa:** 1706126 - **Fiat:** 9937207 | 9941640 - **Italacciai:** SD188 - **Lucas Indiel:** 228042 - **WAI:** 549303

**0392****IMPULSOR DE PARTIDA DO MOTOR DE ARRANQUE**

STARTER DRIVE / IMPULSOR DE PARTIDA

FOTO / Photo pg. 257

## APLICAÇÃO / Application / Aplicación

**Asia Motors:** 1135-1 | 1135-15 | 1135-50 | 1135-55 | 2135 | 2135-50 - **Chrysler:** Dodge C17 | Dodge C20 | Dodge C2662 | Dodge C2664 | Dodge T17 - **Kawasaki:** D10006 | D130006 | D4006 | D5006 | D6006 | D6206 | D6806 | D7006 | D7206 | D8006 | DX100 | DX85 | DX90 | Intrac 2002...2004 - **Lamborghini:** 904DT | C603 | DT704 | L603 | R1056DT | R704 | R804 - **Renault:** 210.20 | 230.20 | 230.26 | 250 | D17 | D20 - **Valmet:** 885 | HR688H | HR688HT | Trator 1180S com motor Valtra (importado) | Trator 1380S com motor Valtra (importado) | Trator 1680S com motor Valtra (importado) | Trator 885S com motor Valtra (importado) | Trator 985S com motor Valtra (importado) - **Volkswagen:** LT28 | LT31 | LT35

## MOTOR

**Bosch:** 0001359004 | 0001359053 | 0001359056 | 0001359060 | 0001359075 | 0001359076 | 0001359099 | 0001359106 | 0001359108 | 0001359112 | 0001359124 | 0001360029 | 0001360033 | 0001360041 | 0001360042 | 0001360054 | 0001360064 | 0001364101 | 0001364102 | 0001364103 | 0001364104 | 9000143305 | 9000453089

## EQUIVALENTE / Equivalent

**Bosch:** 2006209408 | 2006209423 | 2006209438 | 9002453010 | 9002453081 - **Italacciai:** SD441 - **Lester:** 16565 | 16567 | 17113 | 17229 | 17258 | 18028 - **Remy:** 19024518 - **WAI:** 549113

**0394****IMPULSOR DE PARTIDA DO MOTOR DE ARRANQUE**

STARTER DRIVE / IMPULSOR DE PARTIDA

FOTO / Photo pg. 257

## APLICAÇÃO / Application / Aplicación

Fiat: 127 Brasile Diesel | 131 2.0 | 132 2.0 | CHT Turbo 2.0 | Croma 2000 | Duna | Fiorino Diesel | Panda Diesel | Spazio | Spyder 124 | Uno Diesel - **Lancia:** Delta HF4WD | Prisma 1.6 4WD | Thema 2000IE Turbo

## MOTOR

Fiat: 5991832 - **Italacciai:** 5991832 - **Magneti Marelli:** 63221403 | 63221433 | 63221434 | 63221500 | 63221503 | 63221509 | 63221530 | 63221533 | 63221539 | 63221632 | 63221639 | 63221730 | 63221731

## EQUIVALENTE / Equivalent

Fiat: 9936050 | 9938235 | 9941642 - **Italacciai:** SD187 - **Lucas Indiel:** 223240

**0395****IMPULSOR DE PARTIDA DO MOTOR DE ARRANQUE**

STARTER DRIVE / IMPULSOR DE PARTIDA

FOTO / Photo pg. 258

## APLICAÇÃO / Application / Aplicación

**BMW:** 320 | 320i | 321i | 520 | 525 | 528 - **Fiat:** Nuova Ritmo Diesel | Regata Diesel | Ritmo Diesel - **Seat:** Ibiza Diesel | Ritmo Diesel | Ronda Diesel

## MOTOR

Fiat: 5933930 | 5996771 - **Italacciai:** 5933930 - **Magneti Marelli:** 63223000 | 63223203 | 63223206 | 63223207 | 63223236 | 63223237 | 63223300 | 63223330 | 63223332

## EQUIVALENTE / Equivalent

Fiat: 9938328 | 9941467 - **Italacciai:** SD185 - **Lucas Indiel:** 223241

**0397****IMPULSOR DE PARTIDA DO MOTOR DE ARRANQUE**

STARTER DRIVE / IMPULSOR DE PARTIDA

FOTO / Photo pg. 258

## APLICAÇÃO / Application / Aplicación

**Chrysler:** Dodge 1500 - **Peugeot:** 404

## EQUIVALENTE / Equivalent

**Bosch:** 1987BE0034 - **Femsa:** 170616 - **Lucas Indiel:** 221830

**0398****IMPULSOR DE PARTIDA DO MOTOR DE ARRANQUE**

STARTER DRIVE / IMPULSOR DE PARTIDA

FOTO / Photo pg. 258

## APLICAÇÃO / Application / Aplicación

**Bonser:** D20 | D200K | D25 | D2500K - **Fiat Iveco:** 129.14 | 130.14 - **Ford:** A, D Series | Transit Diesel - **Lancer:** 300 Series | PD III A

**0398****IMPULSOR DE PARTIDA DO MOTOR DE ARRANQUE**

STARTER DRIVE / IMPULSOR DE PARTIDA

FOTO / Photo pg. 258

**MOTOR**

Lucas Indiel: 26317B/H | 26355A/J | 26356A/M | 26361A/E | 26388A/F | 26407A/F | 26317BDM50 | 26356ABM50 | 26407AEM50

**EQUIVALENTE / Equivalent**

Italacciai: SD199 - Lucas: TMB116 | 54246340 | 54246739 | 54247184

**0404****IMPULSOR DE PARTIDA DO MOTOR DE ARRANQUE**

STARTER DRIVE / IMPULSOR DE PARTIDA

FOTO / Photo pg. 258

**APLICAÇÃO / Application / Aplicación**

Citroën: CX Athena | CX Reflex - Peugeot: 505 | 505 INJ | Estafette - Renault: Fuego | R12 | R16 | R18 | R20 | R4 | R5 | R6 | Rodeo | Trafic

**MOTOR**

Ducellier: 6221A | 6231C | 532002 | 532003 | 532004 | 532008 | 532009 | 532010 | 532018 | 532000AB | 532008AB | 532009AB | 532010AB - Italacciai: 006231C

**EQUIVALENTE / Equivalent**

Bendix: 310626 | 314529 - Bosch: 1987BE0035 - Ducellier: 611942 - Italacciai: SD500 - Lester: 16488 - Lucas Indiel: 223244 - Valeo: NE314 - WAI: 549419

**0406****IMPULSOR DE PARTIDA DO MOTOR DE ARRANQUE**

STARTER DRIVE / IMPULSOR DE PARTIDA

FOTO / Photo pg. 258

**APLICAÇÃO / Application / Aplicación**

Ford: Granada 2.5 Diesel | Sierra D 2.3 - Peugeot: 404D | 504D | 505D turbo Turbo | 604D turbo Turbo - Toyota: Tagora TD

**MOTOR**

Bosch: 0001317009 | 0001317010 | 0001317018

**EQUIVALENTE / Equivalent**

Bosch: 1006209501 - Italacciai: SD311 - Lester: 16556 - WAI: 549139

**0407****IMPULSOR DE PARTIDA DO MOTOR DE ARRANQUE**

STARTER DRIVE / IMPULSOR DE PARTIDA

FOTO / Photo pg. 258

**APLICAÇÃO / Application / Aplicación**

Alfa Romeo: 30AR8 | 32AR8 | 35AR8 | 40AR8 - Fiat: 131 | 132 | 238 1.8 | Argenta 2.5 | Campagnola | Nuova Argenta - Fiat Iveco: Daily 28.8 | Daily 30.8 | Daily 32.8 | Daily 35.8 | Daily 40.8 | Ducato - Renault: Trafic 4X4

**MOTOR**

Fiat: 4692477 | 4699704 | 4699705 | 4701920 | 4702248 | 4706008 | 4706931 | 4710224 | 4711699 | 4713805 | 4713806 | 4713807 | 4737754 | 4737755 | 4737756 | 4741699 | 4745849 | 4745930 | 4752212 | 4752403 | 4752912 | 4759929 - Italacciai: 4699705 | 63216740MT67CA - Magneti Marelli: 63216701 | 63216703 | 63216707 | 63216725 | 63216726 | 63216727 | 63216740 | 63216808 | 63216810 | 63216825 | 63216826 | 63216827 | 63216873 | 63216898 | 63217101 | 63217104 | 63217105 | 63217118 | 63217119 | 63217120 | 63217125 | 63217147 | 63217201 | 63217225

**EQUIVALENTE / Equivalent**Fiat: 9000862 | 9927793 | 9929081 | 9935731 | 9936772 | 9957707 | 9986112 | 79023774 - Italacciai: SD125 | SD128 - Lester: 17111 | 17126 - Lucas Indiel: 221833  
WAI: 549300**0408****IMPULSOR DE PARTIDA DO MOTOR DE ARRANQUE**

STARTER DRIVE / IMPULSOR DE PARTIDA

FOTO / Photo pg. 258

**APLICAÇÃO / Application / Aplicación**

Agrale: Caminhão TX1600 ...12/1984 - Fiat: 127 0.9 | 127 1.05 | 127 Sport 1.3 | Fiorino TT 0.9 | Panda 30 | Panda 34 | Panda 45 | Panda 45 4X4 | Ritmo 60L 141 | Uno 0.9 | Young - Seat: Fura | Panda

**MOTOR**

Fiat: 5972684 - Italacciai: 4451826 - Magneti Marelli: 63220506 | 63220536 | 63220537 | 63220538

**EQUIVALENTE / Equivalent**

Fiat: 9936996 | 9941751 - Italacciai: SD153

**0411****IMPULSOR DE PARTIDA DO MOTOR DE ARRANQUE**

STARTER DRIVE / IMPULSOR DE PARTIDA

FOTO / Photo pg. 258

## APLICAÇÃO / Application / Aplicación

**Allis Chalmers:** ED 40 4 Cil 138 Diesel - **Case:** 1190 3 165 Diesel 1980...1983 | 1290 4 Cil 195 Diesel 1980...1983 | 1294 4 Cil 219 Diesel 1983...1984 | 1390 4 Cil 219 Diesel 1980...1983 | 1394 4 Cil 219 Diesel 1983...1988 | 1490 4 Cil 219 Diesel 1980...1983 | 1494 4 Cil 219 Diesel 1983...1988 | 380CK | 580F Construction King European | 770 3 146 Diesel 1965...1970 | 780 Diesel Engines 1980...1989 | 780 3 146 Diesel 1967...1971 | 850 3 154 Diesel 1960...1965 | 995 Farm Tractor 4 Cil 219 Diesel 1971...1976

**David Brown:** 120 4 Cil 219 Diesel 1969...1971 | 1200 4 Cil 219 Diesel 1969...1971 | 1210 4 Cil 219 Diesel 1971...1980 | 1212 4 Cil 219 Diesel 1971...1976 | 12121 4 Cil 219 Diesel 1971...1976 | 770 3 146 Diesel 1965...1970 | 780 Diesel Engines 1980...1989 | 780 3 146 Diesel 1967...1971 | 781 3 146 Diesel 1967...1971 | 880 3 Cil 154 Diesel 1961...1971 | 885 3 Cil 164 Diesel 1971...1980 | 990 4 Cil 186 Diesel 1969...1980 | 991 4 Cil 186 Diesel 1972...1980 | 995 4 Cil 219 Diesel 1977...1980 | 996 4 Cil 219 Diesel 1971...1980 - **Lister:** PH Séries 1/2/3 Cil Diesel | SR4 Séries 4 Cil Diesel | ST1 Séries 1/2/3 Cil Diesel | ST2 Séries 1/2/3 Cil Diesel | ST3 Séries 1/2/3 Cil Diesel

**Massey Ferguson:** MF 130 Perkins 4 107 Diesel 1966...1972

## MOTOR

**Lucas Indiel:** 26278H | 26301H | 27413A/D | 27421A/B | 27463A/D

## EQUIVALENTE / Equivalent

**Italacciai:** SD019 - **Lester:** 16664 | 16665 - **Lucas:** TMB124 | 54247396 | 60600077 - **WAI:** 549216

**0412****IMPULSOR DE PARTIDA DO MOTOR DE ARRANQUE**

STARTER DRIVE / IMPULSOR DE PARTIDA

FOTO / Photo pg. 258

## APLICAÇÃO / Application / Aplicación

**Bedford:** CA 1.6,2.0 | CF 1.6,2.0 - **Daimler:** Limousine | Sovereign - **Ford:** Capri | Consul | Granada | Transit - **Jaguar:** 420 E Type | XJ6 - **Lotus:** Eclat | Elite | Esprit - **Morris:** 1800 | 2200 | Ital 1.7 | Marina 1.8 - **Princess:** 1700 | 1800 | 2000 | 2200 - **Reliant:** Scimitar - **Triumph:** 2000 | 2500 | TR 6 - **TVR:** 3000 | Vixen

**Vauxhall:** Cresta | Firenza | Magnum | Victor - **Wolseley:** 18/22 Séries | 18/85 Séries | Six

## MOTOR

**Lucas Indiel:** 25742A | 25755A | 25756A | 25619A/K | 25642A/F | 25647A/L | 25651A/B | 25662A/E | 25674A/E | 25684A/J | 25686A/H | 25689A/J | 25692A/J | 25695A/F | 25699A/J | 25704A/D | 25706A/D | 25707A/D | 25710A/D | 25714A/D | 25718A/D | 25719A/D | 25720A/D | 25722A/D | 25728A/D | 25729A/D | 25734A/D | 25739A/D | 25743A/D | 25624AF2M100 | 25743AD3M100

## EQUIVALENTE / Equivalent

**Lester:** 16166 | 16173 | 16284 - **Lucas:** TNB142 | TNB147 | TNB149 | 54243657 | 54246252 | 54249032 | 54249041 | 54249043 | 54262658 - **WAI:** 549210

**0414****IMPULSOR DE PARTIDA DO MOTOR DE ARRANQUE**

STARTER DRIVE / IMPULSOR DE PARTIDA

FOTO / Photo pg. 258

## APLICAÇÃO / Application / Aplicación

**MG Car:** MGB L4 1.8L 1798cc 1968...1971 | MGB L4 1.8L 1798cc 110cid 1968...1971

## MOTOR

**Lucas Indiel:** 25705AD2M100 | 25732BE2M100

## EQUIVALENTE / Equivalent

**Lester:** 16164 - **Lucas:** TNB145 | 54247179 | 54249035 - **WAI:** 549208

**0417****IMPULSOR DE PARTIDA DO MOTOR DE ARRANQUE**

STARTER DRIVE / IMPULSOR DE PARTIDA

FOTO / Photo pg. 258

## APLICAÇÃO / Application / Aplicación

**Bomag:** BW 905 SH/SL - **Deutz:** Engine Marine Various Models F2L511 1.7L 1650cc 1963...1975 - **KHD:** Engines F2L511 1.7L 1650cc 1963...1975 - **Mercedes Benz:** 0302-0352 Otobus

## MOTOR

**Bosch:** 0001314017

## EQUIVALENTE / Equivalent

**Bosch:** 1006209436 - **Lester:** 16787 - **WAI:** 549146

**0418****IMPULSOR DE PARTIDA DO MOTOR DE ARRANQUE**

STARTER DRIVE / IMPULSOR DE PARTIDA

FOTO / Photo pg. 258

## APLICAÇÃO / Application / Aplicación

**Kawasaki:** F1300D | F1400D | F1500D | F1600D | F1800D | F2105DF - **Volvo:** F2250 | F406 | F407

## MOTOR

**Bosch:** 0001362302 | 0001362324 | 0001367002 | 0001367017 | 0001367020 | 0001367047 | 0001367048 | 0001367051 | 0001367057 | 0001367066 | 0001367070 | 0001367071 | 0001367302 | 0001368023 | 0001368034 | 0001368040 | 0001368044 | 0001368052 | 0001368060 | 0001368068 | 0001368070 | 0001368072 | 0001368076 | 0001368082 | 0001368085 | 0001368306 | 0001369003 | 9000143412 | 9000143415 | 9000143416 | 9000143601 - **Italacciai:** 1362302

## EQUIVALENTE / Equivalent

**Bosch:** 2006209495 | 2006209532 - **Fiat:** 9959813 - **Italacciai:** SD442 - **Lester:** 16558 | 18254 | 18259 - **WAI:** 549151



**0419****IMPULSOR DE PARTIDA DO MOTOR DE ARRANQUE**

STARTER DRIVE / IMPULSOR DE PARTIDA

FOTO / Photo pg. 258

## APLICAÇÃO / Application / Aplicación

**Dodge:** Trucks S Séries - **Ford:** Cargo Séries - **Hanomag:** 20 | 22C | 30 | 33C | 400D - **Linde:** H20 | H25 | H30 - **Yanmar Engine Marine:** F1400 DF

## MOTOR

**Bosch:** 0001362093 | 0001367006 | 0001367022 | 0001367035 | 0001367041 | 0001367042 | 0001367055 | 0001367056 | 0001367063 | 0001368026 | 0001368027 | 0001368036 | 0001368038 | 0001368051 | 0001369015 | 0001369023 | 0001369200 | 0001369201

## EQUIVALENTE / Equivalent

**Bosch:** 2006209462 | 2006209499 - **Cargo:** 138312 - **Lester:** 17077 | 18024 - **WAI:** 549153**0420****IMPULSOR DE PARTIDA DO MOTOR DE ARRANQUE**

STARTER DRIVE / IMPULSOR DE PARTIDA

FOTO / Photo pg. 258

## APLICAÇÃO / Application / Aplicación

**Audi:** 4000 Diesel | 4000 Diesel turbo | 80D | 80D Turbo - **Opel:** Ascona C 1.6 D | Kadett D 1.6 D - **Volkswagen:** Amazon Diesel | Passat Diesel turbo | Santana Diesel turbo

## MOTOR

**Bosch:** 0001316004 | 0001317007 | 0001317008 | 0001317013 | 0001317022 | 0001317025

## EQUIVALENTE / Equivalent

**Bosch:** 1006209500 - **Cargo:** 131102 - **Italacciai:** SD310 - **Lester:** 16623 | 17016 - **Lucas:** TMB454 - **Lucas Indiel:** 223249 - **WAI:** 549141**0426****IMPULSOR DE PARTIDA DO MOTOR DE ARRANQUE**

STARTER DRIVE / IMPULSOR DE PARTIDA

FOTO / Photo pg. 258

## APLICAÇÃO / Application / Aplicación

**Mazda:** Especial/Special

## MOTOR

**Mazda:** 489318400B | 489318400D | 489318400E - **Mitsubishi:** M3T10473 | M3T10475 | M3T10476

## EQUIVALENTE / Equivalent

**Lester:** 16795 - **Lucas Indiel:** 223644 - **Mazda:** 489324722 - **Mitsubishi:** M191T31071 | M191T35271 - **WAI:** 548300**0427****IMPULSOR DE PARTIDA DO MOTOR DE ARRANQUE**

STARTER DRIVE / IMPULSOR DE PARTIDA

FOTO / Photo pg. 258

## APLICAÇÃO / Application / Aplicación

**John Deere:** Carregadeiras | Tratores - **Onan:** Motores

## MOTOR

**Mitsubishi:** MEO107 - **Onan:** 19911052

## EQUIVALENTE / Equivalent

**Lester:** 17332 - **Mitsubishi:** M191T32271 - **Onan:** 1911087 - **WAI:** 548301**0428****IMPULSOR DE PARTIDA DO MOTOR DE ARRANQUE**

STARTER DRIVE / IMPULSOR DE PARTIDA

FOTO / Photo pg. 259

## APLICAÇÃO / Application / Aplicación

**Volkswagen:** Kombi | Transporter 1600 1981...1992 | Transporter 1700 1986...1992 | Vanagon L4 1.6L 1588cc 97cid Diesel 1982...1984

## MOTOR

**Bosch:** 0001317011 | 0001317012 | 0001317016 | 0001317017

## EQUIVALENTE / Equivalent

**Bosch:** 1006209502 - **Lester:** 16961 - **WAI:** 549142**0429****IMPULSOR DE PARTIDA DO MOTOR DE ARRANQUE**

STARTER DRIVE / IMPULSOR DE PARTIDA

FOTO / Photo pg. 259

## APLICAÇÃO / Application / Aplicación

**TCM Equipment Lift Truck:** FG35N3 0000

## MOTOR

**Hitachi:** S114184 - **Nissan:** 23300C0600

## EQUIVALENTE / Equivalent

**Hitachi:** 211415003 - **Lester:** 18110 - **Nissan:** 23312C0600 - **WAI:** 548119

**0433****IMPULSOR DE PARTIDA DO MOTOR DE ARRANQUE**

STARTER DRIVE / IMPULSOR DE PARTIDA

FOTO / Photo pg. 259

## APLICAÇÃO / Application / Aplicación

**Buick:** Century V6 3.8L 3800cc 231cid 1984...1985 | Electra V6 3.8L 3800cc 231cid 1985 | LeSabre V6 3.0L 181cid 1986 | Skylark V6 3.0L 181cid 1986 | Somerset Regal V6 3.0L 181cid 1985 | Somerset V6 3.0L 181cid 1986 - **Oldsmobile:** 98 V6 3.8L 3800cc 231cid 1985 | Calais V6 3.0L 181cid VIN L 1985...1986 | Cutlass Ciera V6 3.8L 3800cc 231cid 1984...1985 | Delta 88 V6 3.0L 181cid 1986 - **Pontiac:** Grand Am V6 3.0L 181cid 1985

## EQUIVALENTE / Equivalent

**Lester:** 6307 | 6308 | 6309 | 6310 | 6312 | 6313 | 6315 | 6316 | 6318 | 6319 | 6327 | 6330 | 6331 | 6426 - **Remy:** D2032 | 1984511

**0434****IMPULSOR DE PARTIDA DO MOTOR DE ARRANQUE**

STARTER DRIVE / IMPULSOR DE PARTIDA

FOTO / Photo pg. 259

## APLICAÇÃO / Application / Aplicación

**John Deere:** Trator

## MOTOR

**Allis Chalmers:** 1336643 - **Case:** 91902C1 | A162469 - **Caterpillar:** 4N0241 | 7N0923 | 9G6941 - **John Deere:** AR16277 | AR41627 | AR70611 | RE13722 | RE23900  
**Nippondenso:** 280003290 | 280003292 | 280003650 | 280003690 | 280003930 | 280003970 | 280003971 | 280005040 | 280005920 | 280005960 | 280006920 | 280007430  
 | 280007431 | 1280000260 | 1280000771 | 1280000772 | 1280002000 | 1280003690 | 1280004340 | 1280005330

## EQUIVALENTE / Equivalent

**Allis Chalmers:** 02683662 | 02698850 - **Case:** A47788 - **Caterpillar:** 4N7523 - **John Deere:** AR54992 - **Lester:** 16629 | 16635 | 16643 | 16644 | 17103 | 17120 | 17349 | 17353 | 17369 | 17386 - **Nippondenso:** 0283001280 | 0283001660 - **WAI:** 548200

**0438****IMPULSOR DE PARTIDA DO MOTOR DE ARRANQUE**

STARTER DRIVE / IMPULSOR DE PARTIDA

FOTO / Photo pg. 259

## APLICAÇÃO / Application / Aplicación

**Deutz:** Especial/Special - **Fiat:** Turbo - **Mercedes Benz:** Especial/Special

## EQUIVALENTE / Equivalent

**Lucas Indiel:** 228204 - **Nashville:** 45210100

**0439****IMPULSOR DE PARTIDA DO MOTOR DE ARRANQUE**

STARTER DRIVE / IMPULSOR DE PARTIDA

FOTO / Photo pg. 259

## APLICAÇÃO / Application / Aplicación

**Perkins:** 4 E 6 CIL Tipo AN 115

## EQUIVALENTE / Equivalent

**Bosch:** 1987BE0037 - **Lucas Indiel:** 228205 - **Nashville:** 4520100

**0440****IMPULSOR DE PARTIDA DO MOTOR DE ARRANQUE**

STARTER DRIVE / IMPULSOR DE PARTIDA

FOTO / Photo pg. 259

## APLICAÇÃO / Application / Aplicación

**Deutz:** Especial/Special - **Ford:** Especial/Special - **Mercedes Benz:** Caminhões | Especial/Special | Ônibus | Tratores

## EQUIVALENTE / Equivalent

**Lucas Indiel:** 222901

**0441****IMPULSOR DE PARTIDA DO MOTOR DE ARRANQUE**

STARTER DRIVE / IMPULSOR DE PARTIDA

FOTO / Photo pg. 259

## APLICAÇÃO / Application / Aplicación

**Mercedes Benz:** L1112 OM352 | L1114 OM358 | L608 OM314 | L911 OM325

## MOTOR

**Lucas Indiel:** 35257385

## EQUIVALENTE / Equivalent

**Bosch:** 1987BE0011 - **Lucas Indiel:** 228099 | 35256654 | 35257820

**0442****IMPULSOR DE PARTIDA DO MOTOR DE ARRANQUE**

STARTER DRIVE / IMPULSOR DE PARTIDA

FOTO / Photo pg. 259

## APLICAÇÃO / Application / Aplicación

**Peugeot:** 304 | 305 - **Porsche:** 924 | 944

## MOTOR

**Bosch:** 0001208213 | 0001208222 | 0001311134 | 0001311135 | 0001311138 | 0001314022

**0442****IMPULSOR DE PARTIDA DO MOTOR DE ARRANQUE**

STARTER DRIVE / IMPULSOR DE PARTIDA

FOTO / Photo pg. 259

EQUIVALENTE / Equivalent

Bosch: 1006209448

**0443****IMPULSOR DE PARTIDA DO MOTOR DE ARRANQUE**

STARTER DRIVE / IMPULSOR DE PARTIDA

FOTO / Photo pg. 259

APLICAÇÃO / Application / Aplicación

Renault: R11 | R18 | R21 | R9 - Volkswagen: Gacel GL e GS Carat

EQUIVALENTE / Equivalent

Bosch: 1987BE0038 - Lucas Indiel: 221901 - Tria: ZAE911335

**0445****IMPULSOR DE PARTIDA DO MOTOR DE ARRANQUE**

STARTER DRIVE / IMPULSOR DE PARTIDA

FOTO / Photo pg. 259

APLICAÇÃO / Application / Aplicación

Renault: Fuego com Motor 1.4, 2.0 e 2.2 | Nevada com Motor 1.4, 2.0 e 2.2 | Renault 12 com Motor 1.4, 1.8, 2.1 | Renault 4 com Motor 1.4, 1.8, 2.1 | Renault 6 com Motor 1.4, 1.8, 2.1 | Trafic com Motor 1.4, 2.0 e 2.2

EQUIVALENTE / Equivalent

Bosch: 1987BE0012 - Lucas: 27330 - Lucas Indiel: 227330 | 35257330

**0447****IMPULSOR DE PARTIDA DO MOTOR DE ARRANQUE**

STARTER DRIVE / IMPULSOR DE PARTIDA

FOTO / Photo pg. 259

APLICAÇÃO / Application / Aplicación

Alfa Romeo: Giulia Diesel - Lamborghini: 784DT | C352 | C362 | C453 | C503 | C533 | C653 | DT235 | DT653 | L503 | LL503 | R235 | R483 | R653 | S235 | S503 - Valmet: 20KVA | HR392A | HR488H | HR488HT | HR488HTA | HR492A | HR492HT | HT9

MOTOR

Bosch: 0001362035 | 0001362042 | 0001362059 | 0001362092 | 0001362095 | 0001363105 | 0001363117 | 0001363125 | 0001366011 | 0001366012 | 0001366024 | 0001366027

EQUIVALENTE / Equivalent

Bosch: 2006209475 - Italcaccia: SD016 - Lester: 17114 | 18120 - Lucas Indiel: 223657 - WAI: 549120

**0448****IMPULSOR DE PARTIDA DO MOTOR DE ARRANQUE**

STARTER DRIVE / IMPULSOR DE PARTIDA

FOTO / Photo pg. 259

APLICAÇÃO / Application / Aplicación

Datsun: Especial/Special Diesel - Isuzu: Especial/Special

MOTOR

Hitachi: S1234 | S1263 | S1264 | S1268 | S1323 | S1334 | S1336 | S1338 | S1340 | S1343 | S1345 | S1346 | S1218D | S1219C | S1219K | S1234A | S1263A | S1263B | S1263C | S1268A | S1268B | S1268D | S1334A | S1340A | S13443 | S1345A | S1345B | S1346A | S25106 | S25123 | S25129 | S25132 | S25141 | S25152 | S12119C | S1219KA | S1219KB - Nissan: 233003470 | 233003705 | 23300G700 | 23300Z700 | 2330015815 | 2330031W00 | 2330031W01 | 2330031W02 | 2330031W03 | 2330031W04 | 2330031Y03 | 2330032W03 | 2330037503 | 2330037505 | 2330037506 | 2330037508 | 2330079601 | 2330090062 | 2330090217 | 23300A3210 | 23300G7000 | 23300G7001 | 23300G7002 | 23300G7003 | 23300G7004 | 23300G7005 | 23300G7006 | 23300G7007 | 23300L1800 | 23300T3400 | 23300T3470 | 23300T5600 | 23300T5601 | 23300V0600 | 23300V0601 | 23300V0602 | 23300V0603 | 23300V0605 | 23300W3101 | 23300Y1400 | 23300Y1403 | 23300Y1405 | 23300Z7000 | 23300Z7001 | 23300Z7005 | 23300375088 | 23300V06001

EQUIVALENTE / Equivalent

Bosch: 1987BE0039 - Hitachi: 212025001 | 212045002 | 212055002 | 212075002 | 212085001 | 212085002 | 225035001 - Isuzu: 5811230090 | 5811230150 | 9821212340 - Lester: 16771 | 16818 - Lucas Indiel: 223250 - Nissan: 212025001 | 212045002 | 2331237502 | 2331237504 | 2331276201 | 23312V0601 | 233312V0601 WAI: 548100

**0449****IMPULSOR DE PARTIDA DO MOTOR DE ARRANQUE**

STARTER DRIVE / IMPULSOR DE PARTIDA

FOTO / Photo pg. 259

APLICAÇÃO / Application / Aplicación

Land Rover: 90, 110 Diesel

EQUIVALENTE / Equivalent

Lucas: TMB150 | 54267317

**0450****IMPULSOR DE PARTIDA DO MOTOR DE ARRANQUE**

STARTER DRIVE / IMPULSOR DE PARTIDA

FOTO / Photo pg. 259

**APLICAÇÃO / Application / Aplicación**

**Hyster:** Empilhadeira com motor 60XM | Empilhadeira com motor H45 - **Hyundai:** Accent GLS | Excel | Pony | Sonata 2.4 e 3.0 | Stellar - **Kia:** Picanto FLEX 2010 | Sephia GTX 1.5 16V 1994... | Sephia SLX 1.6 8V 1994... | Sportage com motor OHC 16V a gasolina - **Mazda:** 323 1.3 e 1.5 | MX 5 (Miata) 1.6 e 1.8 - **Mitsubishi:** Celeste com motor GP 25/30 | Galant com motor GP 25/30 | Sapporo com motor GP 25/30 | Starion com motor GP 25/30 | Tredia com motor GP 25/30 - **Suzuki:** Samurai | Sidekick 1994 | SJ 410 | SJ 413 | Vitara 1.6 16V

**MOTOR**

**Ford:** SAI761 | SAI772 | SAI773 | SAI780 | SAI783 | SAI788 | B65818400 | B35918400A | B63018400A | B67618400A | E9BZ11002A | E9JY11002A | F0BY11002B | F0BZ11002B | F0JY11002A | F1JY11002A | F7GZ11002A | F9JY11002A - **General Motors/Chevrolet:** 30001695 - **Mazda:** 478010400 | 478018400 | B30318400 | B35918400 | B50518400 | B59318400 | B61P18400 | B63018400 | B67618400 | D53018400 | E35618400 | E35718400 | F24018400 | F8B18400A | 478018400A | B30318400A | B31518400A | B31518400B | B61R18400A | B63018400A | B67618400A | B67618400B | B6S818400A | D50518400B | E35618400B | F24018400B | F85018400E | F8B118400A | F8B118400B | F8B118400C | FE0518400C | FE1J18400A | FE5018400E | FE5A18400A - **Mitsubishi:** M2T322 | M3T244 | 1368852 | MD81567 | M2T30581 | M2T30583 | M2T32281 | M2T40081 | M2T42881 | M2T44081 | M2T48081 | M2T49881 | M3M32722 | M3M32782 | M3Q38882 | M3T21281 | M3T21381 | M3T21781 | M3T21882 | M3T22581 | M3T24482 | M3T25885 | M3T27786 | M3T29482 | M3T30581 | M3T30583 | M3T30681 | M3T30881 | M3T30981 | M3T32588 | M3T32589 | M3T32591 | M3T32592 | M3T32593 | M3T33182 | M3T33281 | M3T33282 | M3T3586D | M3T38082 | M3T38181 | M3T38381 | M3T38481 | M3T38581 | M3T38682 | M3T38881 | M3T38882 | M3T38883 | M3T38884 | M3T38885 | M3T38981 | M3T38982 | M3T39385 | M3T39481 | M3T39523 | M3T39981 | M3T41081 | M3T41083 | M3T41088 | M3T41181 | M3T41185 | M3T41186 | M3T41282 | M3T41285 | M3T41681 | M3T42781 | M3T42881 | M3T43381 | M3T43481 | M3T43581 | M3T48181 | M3T49381 | M3T49581 | M3T49585 | M3T49781 | M3T70081 | M3V38881 | M3V38882 | M3Y24482 | MD016729 | MD016851 | MD016863 | MD066761 | MD081567 | MD081568 | MD100431 | MD101219 | MD107614 | MD107615 | MD161437 | MD162836 | MD162837 | MD162838 | MD164866 | MD180238 | MD180239 | MD189054 | MD192222 | MD192228 | 901286806 | M3MT30583 | M3T016851 | M3T016863 | M3T066761 | M3T14482J | M3T162838 | M3T164866 | M3T189054 | M3T21281D | M3T21381D | M3T21781D | M3T21882D | M3T24482H | M3T24482K | M3T24486H | M3T25252H | M3T25282H | M3T25285A | M3T25885A | M3T27686D | M3T29482D | M3T302589 | M3T32782D | M3T388682 | M3T38881A | M3T38881B | M3T38881C | M3T38882A | M3T38882B | M3T38882C | MD 100431 | M3T4010081 - **Nissan:** 2330000H10 | 2330000H11 | 2330005H11 | 2330041B70 | 2330042L11 | 2330042L13 | 2330042L14 | 2330060S10 | 23300D0214 | 23300L2912 | 23300P5113 | 23300P5114 | 23300T5070 | 23300T5072 | 23300W0413 | 23300W0417 | 23300Y0715 - **Suzuki:** 3110080091 | 3110083010 | 3110083021

**EQUIVALENTE / Equivalent**

**Bosch:** 1987BE0013 - **Cargo:** 132005 - **Ford:** SDE332 | E7GZ11350A - **General Motors/Chevrolet:** 96063635 - **Lester:** 16514 | 16522 | 16708 | 16794 | 16795 | 16922 | 16938 | 16940 | 16941 | 16966 | 16971 | 17181 | 17212 | 17288 | 17662 - **Lucas Indiel:** 223252 - **Mazda:** B63018X45 | E35618X45 - **Mitsubishi:** MD607894 | MD611372 | M191T22071 | M191T22371 | M191T22971 | M191T23071 | M191T23471 - **Nissan:** 2335442L10 | 2335442L11 - **Suzuki:** 3132079030 | 3132082130 | 3132082139 - **WAI:** 548306

**0451****IMPULSOR DE PARTIDA DO MOTOR DE ARRANQUE**

STARTER DRIVE / IMPULSOR DE PARTIDA

FOTO / Photo pg. 259

**APLICAÇÃO / Application / Aplicación**

**Renault:** R4,R5,R6,F6 - **Seat:** 127 0.9 - **Talbot:** Especial/Special

**MOTOR**

**Femsa:** MTV124 | MTV126 | MTV128 | MTA1219 | MTA1237 | MTA1238 | MTA1239 | MTA1243 | MTA12P19 - **Italacciai:** MTA01219

**EQUIVALENTE / Equivalent**

**Bosch:** 9001336223 - **Femsa:** 1706115 - **Italacciai:** SD427

**0453****IMPULSOR DE PARTIDA DO MOTOR DE ARRANQUE**

STARTER DRIVE / IMPULSOR DE PARTIDA

FOTO / Photo pg. 260

**APLICAÇÃO / Application / Aplicación**

**Fiat:** 600

**MOTOR**

**Italacciai:** MTA1201

**EQUIVALENTE / Equivalent**

**Bosch:** 9001336203 - **Femsa:** 9328 - **Italacciai:** SD119 - **Lucas Indiel:** 223254

**0454****IMPULSOR DE PARTIDA DO MOTOR DE ARRANQUE**

STARTER DRIVE / IMPULSOR DE PARTIDA

FOTO / Photo pg. 260

**APLICAÇÃO / Application / Aplicación**

**General Motors/Chevrolet:** Silverado 1981

**EQUIVALENTE / Equivalent**

**Lester:** 3601 | 3725 | 3741 | 3742 | 3764 | 6305 | 6343 | 6346 | 6541 - **Lucas Indiel:** 223659 - **Remy:** S5894 - **WAI:** 54106

**0455****IMPULSOR DE PARTIDA DO MOTOR DE ARRANQUE**

STARTER DRIVE / IMPULSOR DE PARTIDA

FOTO / Photo pg. 260

## APLICAÇÃO / Application / Aplicación

**Ford:** Escort GL L4 1.9 gasolina 1985 | Escort GL L4 1.9 gasolina 1987 | Escort GL L4 1.9 gasolina 1988 | Escort GT L4 1.9 gasolina 1986 | Escort GT L4 1.9 gasolina 1987 | Escort GT L4 1.9 gasolina 1988 | Escort GT L4 1.9 gasolina 1989 | Escort GT L4 1.9 gasolina 1990 | Escort L L4 1.9 gasolina 1985 | Escort L L4 1.9 gasolina 1986 | Escort LX L4 1.9 gasolina 1986 | Escort LX L4 1.9 gasolina 1988 | Escort LX L4 1.9 gasolina 1989 | Escort LX L4 1.9 gasolina 1990 | Escort Pony L4 1.9 gasolina 1987 | Escort Pony L4 1.9 gasolina 1988 | Escort Pony L4 1.9 gasolina 1989 | Escort Pony L4 1.9 gasolina 1990 - **Mercury:** Lynx XR3 L4 1.9 gasolina 1986 | Lynx XR3 L4 1.9 gasolina 1987

## MOTOR

**Ford:** E3FZ11002A | E6FZ11002A | E6EF11001AA

## EQUIVALENTE / Equivalent

**Bosch:** 1987BE0014 - **Ford:** E6FZ11350A | E6EF11350AA - **Lester:** 3196 - **WAI:** 54210**0458****IMPULSOR DE PARTIDA DO MOTOR DE ARRANQUE**

STARTER DRIVE / IMPULSOR DE PARTIDA

FOTO / Photo pg. 260

## APLICAÇÃO / Application / Aplicación

**Citroën:** C2 | C3

## EQUIVALENTE / Equivalent

**Lucas Indiel:** 221192 - **Paris Rhone:** 54457**0459****IMPULSOR DE PARTIDA DO MOTOR DE ARRANQUE**

STARTER DRIVE / IMPULSOR DE PARTIDA

FOTO / Photo pg. 260

## APLICAÇÃO / Application / Aplicación

**Peugeot:** Pick Up 504 Diesel 1.3 Ton

## MOTOR

**Nippondenso:** 290996200

## EQUIVALENTE / Equivalent

**Bosch:** 1987BE0015 - **Lucas Indiel:** 35257707**0460****IMPULSOR DE PARTIDA DO MOTOR DE ARRANQUE**

STARTER DRIVE / IMPULSOR DE PARTIDA

FOTO / Photo pg. 260

## APLICAÇÃO / Application / Aplicación

**Peugeot:** 504 Diesel

## MOTOR

**Bosch:** 0001359021 | 0001362081 | 0001362602 | 0001362603 | 0001362606 | 0001362607

## EQUIVALENTE / Equivalent

**Bosch:** 2006209431 - **Italacciai:** SD350 | SD354 - **Lester:** 16752 - **Lucas Indiel:** 223256 - **WAI:** 549111**0461****IMPULSOR DE PARTIDA DO MOTOR DE ARRANQUE**

STARTER DRIVE / IMPULSOR DE PARTIDA

FOTO / Photo pg. 260

## APLICAÇÃO / Application / Aplicación

**Peugeot:** 504 Diesel

## MOTOR

**Italacciai:** D11E191 - **Paris Rhone:** D11E191

## EQUIVALENTE / Equivalent

**Italacciai:** SD804 - **Lucas Indiel:** 221291 | 223664 | 227336 - **Paris Rhone:** 105325 - **WAI:** 549408**0462****IMPULSOR DE PARTIDA DO MOTOR DE ARRANQUE**

STARTER DRIVE / IMPULSOR DE PARTIDA

FOTO / Photo pg. 260

## APLICAÇÃO / Application / Aplicación

**Borgward:** Especial/Special - **Peugeot:** Especial/Special

## EQUIVALENTE / Equivalent

**Lucas Indiel:** 227336 | 35257336**0463****IMPULSOR DE PARTIDA DO MOTOR DE ARRANQUE**

STARTER DRIVE / IMPULSOR DE PARTIDA

FOTO / Photo pg. 260

## APLICAÇÃO / Application / Aplicación

**Dodge:** Dodge 1500 - **Peugeot:** 404 | 404/8 | 504 | J7

**0463****IMPULSOR DE PARTIDA DO MOTOR DE ARRANQUE**

STARTER DRIVE / IMPULSOR DE PARTIDA

FOTO / Photo pg. 260

**MOTOR****Ducellier:** 6020 | 6035 | 6081 | 6020E | 6020F | 6035F | 6081E | 6081F**EQUIVALENTE / Equivalent****Bendix:** 281025 | 293422 - **Ducellier:** 73893 - **Italacciai:** SD040 - **Lucas Indiel:** 227344 - **Paris Rhone:** 97584 | 103790 - **Valeo:** NE563 | NE584**0467****IMPULSOR DE PARTIDA DO MOTOR DE ARRANQUE**

STARTER DRIVE / IMPULSOR DE PARTIDA

FOTO / Photo pg. 260

**APLICAÇÃO / Application / Aplicación****Ford:** Escort GL | Escort Guaruja | Ghia 1.6 e 1.8 - **Renault:** Clio - **Volkswagen:** Carat | Gacel GL, GS | Gol | Santana | Senda**MOTOR****Lucas Indiel:** 35257510 | 35257790 | 35257890 | 35258060 | 35258180 | 35258290 | 35258340**EQUIVALENTE / Equivalent****Bosch:** 1987BE0040 - **Lucas Indiel:** 227783 | 228133 | 35257521 | 35257783 | 35258133**0468****IMPULSOR DE PARTIDA DO MOTOR DE ARRANQUE**

STARTER DRIVE / IMPULSOR DE PARTIDA

FOTO / Photo pg. 260

**APLICAÇÃO / Application / Aplicación****Renault:** 19 1.6 | 21 2000 | 21GTX | CL3 1.6 Argentino | Fuego com motor 2000 Argentino e Brasileiro | Linea 21 2.2 | R 11 | R 12 | R 18 | R 9 | R19 | RFS | Trafic 2.2**MOTOR****Lucas Indiel:** 35258380**EQUIVALENTE / Equivalent****Bosch:** 1987BE0016 - **Lucas Indiel:** 227785 | 228139 | 35257525 | 35258139**0469****IMPULSOR DE PARTIDA DO MOTOR DE ARRANQUE**

STARTER DRIVE / IMPULSOR DE PARTIDA

FOTO / Photo pg. 260

**APLICAÇÃO / Application / Aplicación****Ford:** Sierra Ghia 1.6 | Sierra L 1.6 - **Volkswagen:** Apollo Classic**EQUIVALENTE / Equivalent****Lucas Indiel:** 228134 | 35257650 | 35258393**0474****IMPULSOR DE PARTIDA DO MOTOR DE ARRANQUE**

STARTER DRIVE / IMPULSOR DE PARTIDA

FOTO / Photo pg. 260

**APLICAÇÃO / Application / Aplicación****Audi:** 4000 TD | 80 1.6 D | 80 1.6 TD - **Opel:** Astra 1.7 D | kadett D/E 1.7 D | Vectra - **Vauxhall:** Astra D | Cavalier D - **Volkswagen:** Passat | Quantum | Santana**EQUIVALENTE / Equivalent****Bosch:** 9001066239**0475****IMPULSOR DE PARTIDA DO MOTOR DE ARRANQUE**

STARTER DRIVE / IMPULSOR DE PARTIDA

FOTO / Photo pg. 260

**APLICAÇÃO / Application / Aplicación****Audi:** A3 1.6, 1.8 e 2.0 | A6 1.6, 1.8 e 2.0 - **BMW:** 316i | 318i | 320i | 325i | 518i | 520i | 523i | 525i | 528i | 728i - **Ford:** Laser | Meteor | Transit 1.6, 2.0 | VL com odore - **Jaguar:** Daimler | Sovereign 2.9 - 3.6 - **Lamborghini:** 9LD 625 - **Land Rover:** Defender 2.5 - **Mazda:** 323 1.3 - 1.5 626/EGi - **Nissan:** Skyline Australian - **Toyota:** Corolla**MOTOR****Bosch:** 0001107033 | 0001108042 | 0001108054 | 0001108063 | 0001108065 | 0001108100 | 0001108108 | 0001108115 | 0001108117 | 0001108129 | 0001108131 | 0001108145 | 0001109009 | 0001110011 | 0001110028 | 0001110041 | 0001110042 | 0001110111 | 0001115035**EQUIVALENTE / Equivalent****Bosch:** 1006209534 | 1006209547 | 1006209549 | 1006209554 | 1006209559 | 9001066242 | 9001066247 | 9001066248 | 9001066476 | 9001690111 - **Lester:** 17148 | 17149 | 17236 | 17237 - **Lucas:** TMB554 - **Lucas Indiel:** 223259 - **WAI:** 549161**0480****IMPULSOR DE PARTIDA DO MOTOR DE ARRANQUE**

STARTER DRIVE / IMPULSOR DE PARTIDA

FOTO / Photo pg. 260

**APLICAÇÃO / Application / Aplicación****Dodge:** 950 - **Ford:** Cargo Série D, K - **Massey Ferguson:** Trator

**0480****IMPULSOR DE PARTIDA DO MOTOR DE ARRANQUE**

STARTER DRIVE / IMPULSOR DE PARTIDA

FOTO / Photo pg. 260

**MOTOR****Lucas Indiel:** 27511A | 27500A/J | 27504A/B | 27506A/D | 27507A/B | 27516A/D | 27528A/D | 27553A/D | 27554A/B | 27562A/B**EQUIVALENTE / Equivalent****Lester:** 16608 | 17647 | 18264 - **Lucas:** TMB148 | 54247393 | 54268139 | 54290585 - **WAI:** 549213**0482****IMPULSOR DE PARTIDA DO MOTOR DE ARRANQUE**

STARTER DRIVE / IMPULSOR DE PARTIDA

FOTO / Photo pg. 260

**APLICAÇÃO / Application / Aplicación**

**Alfa Romeo:** Alfa 164 2.0 | Alfa 164 3.0 | Alfa 33 1.3, 1.5, 1.6 | Alfa 75 2.0 | Alfa 90 2.0 - **Audi:** 100 | 100INJ | 200 | 80 1.6, 1.8 e 1.9 | 80D | 80INL | 80TD | 90 | 90D | Coupe 1.6 | Quattro - **BMW:** 325E | 325i | 525E | 90 | 900 | 900 Turbo | 900 Turbo 16 | 9000 | 900INJ - **Citroën:** AX 07/1993... | BX14 07/1993... | BX16 07/1993... | LNA 11 07/1993... | Visa 10 07/1993... | Visa 11 07/1993... | Visa 14 ZX 1.9i, 2.0i 07/1993... - **Fiat:** Marea ELX 1.9 JTD | Marea Weekend ELX 1.9 JTD | Palio EX/ ELX Turbo Diesel | Palio SX 1.7 Turbo Diesel | Palio Weekend ELX Turbo Diesel | Panda 1000 | Panda 750 | Siena EX/ ELX Turbo Diesel | Stilo 1.9 JTD | Strada 1.7 Turbo Diesel | Uno 45 - **Ford:** Capri 2.3 | Granada 2.0, 2.3, 2.4, 2.8, 2.9 | Scorpio 2.4, 2.8, 2.8 INJ, 2.9, 2.9 4X4 | Sierra 2.0, 2.3, 2.3 INJ, 2.8, 2.8 4X4, 2.9 - **General Motors/Chevrolet:** Corsa 1.0, 1.4 | Omega 3.0, 4.1 | Omega Suprema 2.2, 3.0 | Silverado 4.1 - **Lancia:** Thema 8.32 - **Mercedes Benz:** 190 | 190E | 200 | 230 - **Opel:** Ascona Diesel | Ascona C20 | Kadett Diesel | Omega 1.8, 2.0 - **Peugeot:** 205 | 305 | 309 | 405 | 505 - **Renault:** R11 | R18 | R18 turbo | R9 | Trafic | Twingo | 1.2 1239ccm C3G 1992...1997 - **Volkswagen:** Derby | Gol | Golf 1.1, 1.3 | Jetta 1.3 | Kombi | Passat 1.6, 1.8 | Polo Diesel 1.0, 1.3 | Santana | Satation Wagon Diesel (USA) 1.6 | Scirocco | Transporter 1.6 Diesel | Voyage - **Volvo:** 740 2.0 e 2.3

**MOTOR**

**Bosch:** 000114004 | 0001108001 | 0001108002 | 0001108003 | 0001108007 | 0001108009 | 0001108010 | 0001108011 | 0001108012 | 0001108016 | 0001108017 | 0001108018 | 0001108019 | 0001108022 | 0001108023 | 0001108024 | 0001108026 | 0001108027 | 0001108028 | 0001108029 | 0001108030 | 0001108031 | 0001108035 | 0001108038 | 0001108043 | 0001108044 | 0001108047 | 0001108048 | 0001108051 | 0001108052 | 0001108053 | 0001108056 | 0001108061 | 0001108062 | 0001108064 | 0001108072 | 0001108073 | 0001108074 | 0001108078 | 0001108079 | 0001108080 | 0001108081 | 0001108085 | 0001108086 | 0001108088 | 0001108089 | 0001108090 | 0001108093 | 0001108098 | 0001108101 | 0001108102 | 0001108107 | 0001108112 | 0001108113 | 0001108120 | 0001108124 | 0001108125 | 0001108126 | 0001108130 | 0001108136 | 0001108143 | 0001108148 | 0001108149 | 0001108150 | 0001108153 | 0001110012 | 0001110022 | 0001110023 | 0001110027 | 0001110029 | 0001110030 | 0001110045 | 0001110046 | 0001110048 | 0001110049 | 0001110052 | 0001110100 | 0001110101 | 0001110106 | 0001110107 | 0001110122 | 0001110128 | 0001112005 | 0001112007 | 0001112008 | 0001112013 | 0001112015 | 0001112021 | 0001112025 | 0001112027 | 0001112028 | 0001112029 | 0001113001 | 0001113004 | 0001113007 | 0001113013 | 0001114003 | 0001114015 | 0001114016 | 0001208501 | 0001208507 | 0001208510 | 0001208515 | 0001208516 | 0001208517 | 0001208518 | 0001208528 | 0001208705 | 0001208707 | 0001208709 | 0001208710 | 0001208711 | 0001208713 | 0001208714 | 0001208717 | 0001211500 | 0001211501 | 0001211502 | 0001211503 | 0001211504 | 0001211505 | 0001211510 | 0001211514 | 0001211525 | 0001211536 | 9000333104 | 9000333106 | 9000333109 | 9000333114 | 9000333117

**EQUIVALENTE / Equivalent**

**Bosch:** 1006209503 | 1006209504 | 1006209506 | 1006209509 | 1006209513 | 1006209526 | 1006209528 | 1006209530 | 1006209531 | 1006209533 | 1006209536 | 1006209548 | 1006209563 | 1006209567 | 1006209570 | 1006209572 | 1006209573 | 1006209582 | 1006209597 | 1006209598 | 1006209619 | 1006209684 | 1006209685 | 1006209693 | 1006209700 | 1006209701 | 1006209705 | 1006209709 | 1006209939 | F000AL1516 | F000AL1534 | F000AL1698 | F000AL1700 - **Cargo:** 131104 - **Fiat:** 9941314 - **General Motors/Chevrolet:** 90273737 - **Italacciai:** SD437 - **Lester:** 16401 | 16408 | 16619 | 16952 | 16956 | 16980 | 17011 | 17013 | 17039 | 17124 | 17135 | 17140 | 17157 | 17163 | 17164 | 17165 | 17225 | 17406 | 17407 | 17408 | 17508 | 17576 | 17664 | 17699 - **Lucas:** TMB455 | TMB570 - **Lucas Indiel:** 223261

**Volkswagen:** 02A911023 | 049911335A - **WAI:** 549140

**0485****IMPULSOR DE PARTIDA DO MOTOR DE ARRANQUE**

STARTER DRIVE / IMPULSOR DE PARTIDA

FOTO / Photo pg. 261

**APLICAÇÃO / Application / Aplicación****Valmet:** Especial/Special**MOTOR****Lucas Indiel:** 26284A/E | 26342A/B | 26342D/L**EQUIVALENTE / Equivalent****Lucas:** TMB118 | 54243741 | 54246741**0486****IMPULSOR DE PARTIDA DO MOTOR DE ARRANQUE**

STARTER DRIVE / IMPULSOR DE PARTIDA

FOTO / Photo pg. 261

**APLICAÇÃO / Application / Aplicación****Austin:** Morris 1100 - **Bedford:** Caminhão - **Chrysler:** Dodge Ranger DKCF, DVC, WC | Dodge Ranger KC, VC | Dodge Ranger KCF, DKC - **Dodge:** Caminhão**MOTOR****Lucas Indiel:** 27575 | 26335A | 270508 | 27436A | 27443A | 27556A | 26233K/M | 26286F/J | 26320D/J | 26348A/D | 27419A/D | 27449A/D | 27462A/B | 27508A/D | 27509A/B | 27533A/E | 27543A/D | 27545A/B | 27546A/B | 27551A/B | 27552A/B | 27558A/E**EQUIVALENTE / Equivalent****Lester:** 16669 | 16984 | 17648 | 17653 | 18262 - **Lucas:** TMB121 | TNB169 | 54247389 | 54268142 | 60600038 - **Lucas Indiel:** 223262 - **WAI:** 549214



**0492**

**IMPULSOR DE PARTIDA DO MOTOR DE ARRANQUE**  
STARTER DRIVE / IMPULSOR DE PARTIDA

FOTO / Photo pg. 261

APLICAÇÃO / Application / Aplicación

**John Deere:** Trator 6300 - **Mercedes Benz:** 190E | 200 | 230

MOTOR

**Lucas Indiel:** 35256424 | 35257655 | 35258670

EQUIVALENTE / Equivalent

**Lucas Indiel:** 227816 | 35257816





**0496****IMPULSOR DE PARTIDA DO MOTOR DE ARRANQUE**

STARTER DRIVE / IMPULSOR DE PARTIDA

FOTO / Photo pg. 261

## APLICAÇÃO / Application / Aplicación

**Agrale:** CaminhãoTX 1600D-1800D com motor MWM 229.4 10/1988... - **John Deere:** Trator 7000 com motor MWM TD 229.6 | Trator 7200 com motor MWM TD 229.6  
**Müller:** Trator RT 82 MWM 229.3 10/1981... | Trator TR 62 MWM 229.3 10/1981... - **MWM:** Motor D2293 08/1985... - **Valmet:** Trator 68 08/1985... | Trator 68 Cafeeiro 08/1985... | Trator 68 Especial 08/1985... - **Yanmar:** Micro Trator TC11 e TC11 Super

## MOTOR

**Bosch:** 9000083069

## EQUIVALENTE / Equivalent

**Bosch:** 9001083618 | 9002453076 - **Lucas Indiel:** 223265**0497****IMPULSOR DE PARTIDA DO MOTOR DE ARRANQUE**

STARTER DRIVE / IMPULSOR DE PARTIDA

FOTO / Photo pg. 261

## APLICAÇÃO / Application / Aplicación

**Case:** Trator 580H/SH/SH 4x4 Cummins 433.9 04/1994... - **Cummins:** Especial/Special 10D - **Ford:** Cargo com motor Cummins | F4000 1998 - **John Deere:** 1020 | 1030 | 1040 | 1065 | 1075 | 1085 | 1120 | 1130 | 1140 | 1530 | 1630 | 1640 | 1830 | 1840 | 2040 | 2140 | 2150 | 2240 | 2350 | 2550 | 2750 | 2940 | 2950 | 820 | 830 | 840 | 920 | 968 | 969 | 970 | 975 | JD300 | JD310 | JD350 | MD330 - **Komatsu:** Retroescavadeira PC150 modelo 3 com motor Cummins 6BT 5.9 04/1993...  
**Mercedes Benz:** L1113 | L1116 | L1117 | L1316 | L1317 | L1516 | LA1113 | LA1117 | LP1219 com motor Cummins 6BT 5.9 lts | LP1419 com motor Cummins 6BT 5.9 lts | Marcopolo | MBL1319 com motor Cummins 6BT 5.9 lts - **Valmet:** Trator Série 1180 com motor Cummins 6B 5.9 08/1990... - **Volkswagen:** 16200 motor cummins  
**Zanello:** Trator com motor MWM e Cummins

## MOTOR

**Bosch:** 0001359090 | 9000083071 | 9000083075 | 9000083076 | 9000453074 | 9000453075 | 9000453076 | F006AL0602 | F006ALO602

## EQUIVALENTE / Equivalent

**Bosch:** 2006209414 | 2006209444 | 9002453077 - **Lester:** 16563 | 17309 - **Lucas:** TNB408 - **Lucas Indiel:** 222495 - **WAI:** 549128**0498****IMPULSOR DE PARTIDA DO MOTOR DE ARRANQUE**

STARTER DRIVE / IMPULSOR DE PARTIDA

FOTO / Photo pg. 261

## APLICAÇÃO / Application / Aplicación

**General Motors/Chevrolet:** Spectrum L4 1.5L 1471cc 92cid 1985...1986 | Spectrum L4 1.5L 1471cc 92cid w/Turbo 1987...1988 | Spectrum L4 1.5L 1471cc 92cid w/Turbo 1989 | Spectrum L4 1.5L 1471cc 92cid wo/Turbo 1987...1988 - **Geo:** Spectrum L4 1.5L 1471cc 92cid wo/Turbo 1989 - **Isuzu:** I-Mark L4 1.5L 1471cc 1985...1986 | I-Mark L4 1.5L 1471cc w/Turbo 1987...1989 | I-Mark L4 1.5L 1471cc wo/Turbo 1987...1989 - **Pontiac:** Sunburst L4 1.5L 1471cc 92cid 1985...1986 | Sunburst L4 1.5L 1471cc 92cid wo/Turbo 1987...1988 - **TCM Equipment Lift Truck:** Various Models 4XC1 Engine - **Toyota:** Corolla | Starlet

## MOTOR

**Nippondenso:** 1280001310 | 1280001311 | 1280002170 | 1280004670 | 1280004671

## EQUIVALENTE / Equivalent

**Isuzu:** 8941258890 - **Lester:** 16245 | 16880 | 16883 - **Nippondenso:** 0283003570 | 0283003571 | 0283004410 - **WAI:** 548220**0499****IMPULSOR DE PARTIDA DO MOTOR DE ARRANQUE**

STARTER DRIVE / IMPULSOR DE PARTIDA

FOTO / Photo pg. 261

## APLICAÇÃO / Application / Aplicación

**Nissan:** Bluebird 1.6, 1.8, 1.8 Turbo | Laurel 2.0 | Prairiep 1.8 | Stanza 1.6, 1.8 | Urvan | Z20 | Z22

## MOTOR

**Hitachi:** S114319 | S114320 | S114348 | S114376 | S114389 | S114390 | S114391 | S114413 | S114426 | S114603 | S114604 | S114607 | S114320A | S114348A | S114389A | S114390A | S114391A | S114413A | S114607A | S114607C | S1143766B - **Mando:** OK24118400A - **Nissan:** 2330000 | 2330018C00 | 2330018C01 | 2330018C03 | 2330057M00 | 2330057M05 | 2330080W00 | 23300D0100 | 23300D0200 | 23300D0220 | 23300D1700 | 23300V5202 | 23300W0402 | 23300W0403

## EQUIVALENTE / Equivalent

**Hitachi:** 211445504 - **Lester:** 16774 | 16805 | 16992 - **Nissan:** 23312D0100 - **WAI:** 548101**0502****IMPULSOR DE PARTIDA DO MOTOR DE ARRANQUE**

STARTER DRIVE / IMPULSOR DE PARTIDA

FOTO / Photo pg. 261

## APLICAÇÃO / Application / Aplicación

**Fiat:** Spazio Diesel | Uno Diesel

## MOTOR

**Italacciai:** 4469693

## EQUIVALENTE / Equivalent

**Fiat:** 9937298 | 9938952 - **Italacciai:** SD167 - **Lucas:** TNB159 | 54267004 | 54267478 - **Lucas Indiel:** 223266

**0505****IMPULSOR DE PARTIDA DO MOTOR DE ARRANQUE**

STARTER DRIVE / IMPULSOR DE PARTIDA

FOTO / Photo pg. 261

**APLICAÇÃO / Application / Aplicación**

**Ford:** Cargo 1114 | Cargo 1117 | Cargo 1218 | Cargo 1314 | Cargo 1317 | Cargo 1418 | Cargo 1514 | Cargo 1517 | Cargo 1615 | Cargo 1618 | Cargo 1619 | Cargo 2215 | Cargo 2218 | Cargo 2218 T | Cargo 2319

**MOTOR**

**Bosch:** 9000453024 | 9000453057 - **Wapsa:** MPB66

**EQUIVALENTE / Equivalent**

**Bosch:** 9001453347 - **Lucas:** TWB254 - **Volkswagen:** TE5H11350A - **Wapsa:** 224054

**0506****IMPULSOR DE PARTIDA DO MOTOR DE ARRANQUE**

STARTER DRIVE / IMPULSOR DE PARTIDA

FOTO / Photo pg. 261

**APLICAÇÃO / Application / Aplicación**

**Chrysler:** Dodge

**MOTOR**

**Lucas Indiel:** 26233A/J | 26286A/E | 26320A/B

**EQUIVALENTE / Equivalent**

**Lucas:** TMB103 | 54246663 | 54257675

**0507****IMPULSOR DE PARTIDA DO MOTOR DE ARRANQUE**

STARTER DRIVE / IMPULSOR DE PARTIDA

FOTO / Photo pg. 261

**APLICAÇÃO / Application / Aplicación**

**Allis Chalmers:** Tractor Farm ED40 4 Cil 138 Diesel - **Bonser:** 50 D 60 D 70 D 90 D 100 D - **Case:** Agricultural Loader 580F Construction King European Model (Std.) | Agricultural Tractor 1394 4 Cil 219 Diesel 1983...1988 | Agricultural Tractor 1494 4 Cil 219 Diesel 1983...1988 | Tractor Farm 1290 4 Cil 195 Diesel 1980...1983 | Tractor Farm 1294 4 Cil 219 Diesel 1983...1984 | Tractor Farm 1390 4 Cil 219 Diesel 1980...1983 | Tractor Farm 1490 4 Cil 219 Diesel 1980...1983 | Tractor Farm 995 4 Cil 219 Diesel 1971...1976 - **David Brown:** 580 770 880 990 1190 1212 | Tractor Farm 120 4 Cil 219 Diesel 1969...1971 | Tractor Farm 1200 4 Cil 219 Diesel 1969...1971 | Tractor Farm 121 4 Cil 219 Diesel 1971...1976 | Tractor Farm 1210 4 Cil 219 Diesel 1971...1980 | Tractor Farm 1212 4 Cil 219 Diesel 1971...1976 | Tractor Farm 990 4 Cil 186 Diesel 1969...1980 | Tractor Farm 991 4 Cil 186 Diesel 1972...1980 | Tractor Farm 995 4 Cil 219 Diesel 1977...1980 | Tractor Farm 996 4 Cil 219 Diesel 1971...1980

**Lister Petter Tractor:** PH Séries 1/2/3 Cil Diesel | SR4 Séries 4 Cil Diesel | ST1 Séries 1/2/3 Cil Diesel | ST2 Séries 1/2/3 Cil Diesel | ST3 Séries 1/2/3 Cil Diesel

**EQUIVALENTE / Equivalent**

**Lester:** 16664 - **Lucas:** TMB108 | 54242044 | 54246729 - **WAI:** 549221

**0517****IMPULSOR DE PARTIDA DO MOTOR DE ARRANQUE**

STARTER DRIVE / IMPULSOR DE PARTIDA

FOTO / Photo pg. 261

**APLICAÇÃO / Application / Aplicación**

**Nissan:** Cherry 1.0, 1.3, 1.5 | Micra | Prairie | Pulsar | Sentra | Sunny 1.3, 1.5, 1.6 | Tsuru - **Subaru:** Justy

**MOTOR**

**Hitachi:** S114315 | S114316 | S114362 | S114364 | S114418 | S114419 | S114424 | S114435 | S114556 | S114568 | S114617 | S114630 | S114769 | S114-424 | S114-617 | S114-769 | S114419A | S114435A | S114435B | S114435E | S114556A | S114617A | S114-617A - **Nissan:** 2330070Y00 | 2330070Y01 | 2330074Y00 | 2330085A01 | 23300KA010 | 23300KA160 | 23300KA270 | 23300KA440 | 23300KA510 | 23300M8000 | 23300M8001 | 23300M8200 | 23300M8201 - **Subaru:** 429916400 | 429916500 | 429916700 | 429916710 | 23300KA010 | 23300KA270 | 23300KA290

**EQUIVALENTE / Equivalent**

**Hitachi:** 211415504 - **Lester:** 16775 | 17057 | 17147 | 17295 - **Nissan:** 23312KA050 | 23312M8000 | 23312KA050 - **Subaru:** 492866401 | 23300KA270 - **WAI:** 548103

**0519****IMPULSOR DE PARTIDA DO MOTOR DE ARRANQUE**

STARTER DRIVE / IMPULSOR DE PARTIDA

FOTO / Photo pg. 261

**APLICAÇÃO / Application / Aplicación**

**Asia Motors:** Towner - **Nissan:** 200SX L4 1.6L 1597cc 97cid 1995...1998 | Cherry | GA13, GA15, G16 | Pulsar | Sentra L4 1.6L 1597cc 97cid 1995...1999 | Sunny  
**Subaru:** Justy 1.2

**MOTOR**

**Nissan:** 2330073C10 | 23300M8010 | 23300M8011 | 23300M8110 | 23300M8310 | 23300M215R - **Suzuki:** 3110071J00

**EQUIVALENTE / Equivalent**

**Lester:** 16732 | 16775 | 17057 | 17147 | 17580 - **Mitsubishi:** M191T26171 - **WAI:** 548332

**0520****IMPULSOR DE PARTIDA DO MOTOR DE ARRANQUE**

STARTER DRIVE / IMPULSOR DE PARTIDA

FOTO / Photo pg. 261

**APLICAÇÃO / Application / Aplicación**

**Ford:** Capri 1.6, 2.0 | Courier com motor Zetec | Escort 1.1, 1.3, 1.6, 1.6 D | Fiesta 1.0, 1.1, 1.3, 1.4, 1.6 D | Granada 2.0 | Mondeo 1.8i e 2.0i | Orion 1.6 D | Scorpio 1.8, 2.0 e 2.0i | Sierra 1.3, 1.6, 1.8, 2.0, 2.0i, 2.3 | XR2 | XR3 com motor Zetec 1.8

**0520****IMPULSOR DE PARTIDA DO MOTOR DE ARRANQUE**

STARTER DRIVE / IMPULSOR DE PARTIDA

FOTO / Photo pg. 261

**MOTOR**

**Bosch:** 0001107014 | 0001107016 | 0001107027 | 0001107028 | 0001107029 | 0001107041 | 0001108004 | 0001108020 | 0001108033 | 0001108037 | 0001108039 | 0001108040 | 0001108057 | 0001108071 | 0001108082 | 0001108083 | 0001108087 | 0001108106 | 0001108110 | 0001108111 | 0001108121 | 0001108122 | 0001108132 | 0001108139 | 0001108140 | 0001108152 | 0001108155 | 0001110013 | 0001110019 | 0001110069 | 0001110070 | 0001112009 | 0001112012 | 0001112016 | 0001112020 | 0001112033 | 0001113003 | 0001113005 | 0001113009 | 0001114008 | 0001114014 | 0001114017 | 0001114020 | 0001114021 | 0001114022 | 0001208513 | 0001208514 | 0001208521 | 0001208706 | 0001208715 | 0001208718 | 0001211512 | 0001211513 | 0001211515

**EQUIVALENTE / Equivalent**

**Bosch:** 1006209510 | 1006209516 | 1006209537 | 1006209545 | 1006209566 | 1006209905 | F000AL1519 | F000AL1699 - **Cargo:** 131433 - **Italacciai:** SD439 - **Lester:** 16405 | 16530 - **Lucas:** TMB566 - **Lucas Indiel:** 223119 - **WAI:** 549189

**0522****IMPULSOR DE PARTIDA DO MOTOR DE ARRANQUE**

STARTER DRIVE / IMPULSOR DE PARTIDA

FOTO / Photo pg. 261

**APLICAÇÃO / Application / Aplicación**

**General Motors/Chevrolet:** Camaro | Caprice Modelo Antigo | Impala Modelo Antigo | Malibu 1976...1981 | Monte Carlo | Nova | Pick Up Modelo Antigo | Truck 350 | Truck Big 10 Modelo Antigo | Truck C60/C70

**EQUIVALENTE / Equivalent**

**Bosch:** 1987BE0017 - **Remy:** 1865687

**0528****IMPULSOR DE PARTIDA DO MOTOR DE ARRANQUE**

STARTER DRIVE / IMPULSOR DE PARTIDA

FOTO / Photo pg. 262

**APLICAÇÃO / Application / Aplicación**

**Ford:** FT100 | FT120 | FT130 | FT160 | FT190 | FT80 | Transit

**MOTOR**

**Bosch:** 0001362307

**EQUIVALENTE / Equivalent**

**Bosch:** 2006209466 - **Lucas Indiel:** 223709 - **WAI:** 5491132

**0530****IMPULSOR DE PARTIDA DO MOTOR DE ARRANQUE**

STARTER DRIVE / IMPULSOR DE PARTIDA

FOTO / Photo pg. 262

**APLICAÇÃO / Application / Aplicación**

**Peugeot:** 504 D | 505 D TD | 605 D TD | J9 D - **Talbot:** Tagora D

**EQUIVALENTE / Equivalent**

**Lester:** 16752 - **Paris Rhone:** 103624

**0532****IMPULSOR DE PARTIDA DO MOTOR DE ARRANQUE**

STARTER DRIVE / IMPULSOR DE PARTIDA

FOTO / Photo pg. 262

**APLICAÇÃO / Application / Aplicación**

**Chrysler:** Dodge 2.2, 2.5 lts | Shadow 2.5, 3.0 V6 | Spirit 2.5, 3.0 V6 | Voyager 2.5, 3.0 V6

**MOTOR**

**Bosch:** 0001108013 | 0001108032 | 0001108045 | 0001108046 | 0001108066

**EQUIVALENTE / Equivalent**

**Bosch:** 1006209527 - **Lester:** 16963 | 16976 - **Lucas Indiel:** 223329 - **WAI:** 549144

**0533****IMPULSOR DE PARTIDA DO MOTOR DE ARRANQUE**

STARTER DRIVE / IMPULSOR DE PARTIDA

FOTO / Photo pg. 262

**APLICAÇÃO / Application / Aplicación**

**Fiat:** 1100D 217D | 125 Polonês | 1300 | 1500 | 1500L | 1600S | 1800 | 1800B | 2300

**MOTOR**

**Fiat:** 4085959 | 4085977 - **Iskra:** 10130150 - **Italacciai:** 4085959 | MTD1201 - **Magneti Marelli:** 63222300 | 63222301 | 63222331

**EQUIVALENTE / Equivalent**

**Bosch:** 1987BE0041 - **Femsa:** 106122 - **Fiat:** 4141057 - **Iskra:** 18900179 - **Italacciai:** SD105 | SD106 - **Lucas Indiel:** 223270

**0536****IMPULSOR DE PARTIDA DO MOTOR DE ARRANQUE**

STARTER DRIVE / IMPULSOR DE PARTIDA

FOTO / Photo pg. 262

**APLICAÇÃO / Application / Aplicación**

**Hitachi:** S108 116, S108 61 A, B, C, D, E, F, G - **Kawasaki:** 21163 3003 F, G, YR | 21163 3710 | 21163 3711 | 21163 5031 | SX440 | SX550

**0536****IMPULSOR DE PARTIDA DO MOTOR DE ARRANQUE**

STARTER DRIVE / IMPULSOR DE PARTIDA

FOTO / Photo pg. 262

**MOTOR**Hitachi: S10866 | S10861F - **Kawasaki:** 211633710 | 211633003F | 211633003G**EQUIVALENTE / Equivalent**Hitachi: 210875002 | 2108F3500 - **Kawasaki:** 590513005 - **Lester:** 18305 - **WAI:** 548106**0537****IMPULSOR DE PARTIDA DO MOTOR DE ARRANQUE**

STARTER DRIVE / IMPULSOR DE PARTIDA

FOTO / Photo pg. 262

**APLICAÇÃO / Application / Aplicación**

**Volvo:** 244 L4 2.3L 2316cc 1985...1987 | 245 L4 2.3L 2316cc 1985...1987 | 740 L4 2.3L 2316cc 1985 | 760 L4 2.3L 2316cc 1985 | Europe Car 240 Séries 1800 1983...1993 | Europe Car 240 Séries 2000 1984...1993 | Europe Car 240 Séries 2000, Turbo 1983...1984 | Europe Car 240 Séries 2100, Turbo 1983...1986 | Europe Car 240 Séries 2300 1987...1993 | Europe Car 360 Séries 2000 1983...1990 | Europe Car 740 Séries 2000 1984...1991 | Europe Car 740 Séries 2000, Turbo 1984...1989 | Europe Car 740 Séries 2300 1984...1990 | Europe Car 740 Séries 2300, Turbo 1986...1990 | Europe Car 760 Séries 2000, Turbo 1984...1989 | Europe Car 760 Séries 2300, Turbo 1983...1990 | Europe Car 940 Séries 2000 1991...1994 | Europe Car 940 Séries 2000, Turbo 1992...1994 | Europe Car 940 Séries 2300 1990...1997 | Europe Car 940 Séries 2300, Turbo 1990...1997 | Europe Car 960 Séries 2300, Turbo 1990...1992

**MOTOR**

Hitachi: 5114232

**EQUIVALENTE / Equivalent**Hitachi: 211495007 - **Lester:** 16954 - **WAI:** 548131**0538****IMPULSOR DE PARTIDA DO MOTOR DE ARRANQUE**

STARTER DRIVE / IMPULSOR DE PARTIDA

FOTO / Photo pg. 262

**APLICAÇÃO / Application / Aplicación****Man:** Caminhão Bussing**MOTOR****Bosch:** 0001366019 | 0001368043**EQUIVALENTE / Equivalent****Bosch:** 2006209498 | 2006209533 | 2006209539 | 2006209932 - **WAI:** 5491145**0539****IMPULSOR DE PARTIDA DO MOTOR DE ARRANQUE**

STARTER DRIVE / IMPULSOR DE PARTIDA

FOTO / Photo pg. 262

**APLICAÇÃO / Application / Aplicación****New Holland:** Trator**MOTOR**

Hitachi: S1284 | S1361A

**EQUIVALENTE / Equivalent**Hitachi: 1303ST | 21303500 - **Lester:** 17088 | 17294 - **WAI:** 548126**0540****IMPULSOR DE PARTIDA DO MOTOR DE ARRANQUE**

STARTER DRIVE / IMPULSOR DE PARTIDA

FOTO / Photo pg. 262

**APLICAÇÃO / Application / Aplicación****Lada:** 2108 | Niva 4x4 | Samara**EQUIVALENTE / Equivalent****CBT:** 210803708620 - **Lada:** 210803708620 - **Lucas Indiel:** 223271**0541****IMPULSOR DE PARTIDA DO MOTOR DE ARRANQUE**

STARTER DRIVE / IMPULSOR DE PARTIDA

FOTO / Photo pg. 262

**APLICAÇÃO / Application / Aplicación****Ford:** Transit D**MOTOR****Italacciai:** 27501A**EQUIVALENTE / Equivalent****Italacciai:** SD486 - **Lucas:** TNB167 | 54268140

**0545****IMPULSOR DE PARTIDA DO MOTOR DE ARRANQUE**

STARTER DRIVE / IMPULSOR DE PARTIDA

FOTO / Photo pg. 262

APLICAÇÃO / Application / Aplicación

Ford: Courier

MOTOR

Ford: SAE728 | 868218400 | D97Z11002A - Nippondenso: 280006090

EQUIVALENTE / Equivalent

Ford: SDE311 | D97Z11350A - Lester: 16245 - Nippondenso: 0283002100

**0549****IMPULSOR DE PARTIDA DO MOTOR DE ARRANQUE**

STARTER DRIVE / IMPULSOR DE PARTIDA

FOTO / Photo pg. 262

APLICAÇÃO / Application / Aplicación

Toyota: Toyoace

EQUIVALENTE / Equivalent

Nippondenso: 0283000891 - Toyota: 2801146013

**0554****IMPULSOR DE PARTIDA DO MOTOR DE ARRANQUE**

STARTER DRIVE / IMPULSOR DE PARTIDA

FOTO / Photo pg. 262

APLICAÇÃO / Application / Aplicación

Nissan: Cherry Automáticos | Micra Automáticos | Sunny Automáticos | Tsuru

MOTOR

Hitachi: S114317 | S114318 | S114345 | S114377 | S114378 | S114317A | S114318A | S114345A | S114345B | S114378A | S114378B - Nissan: 2330015A00 | 2330015A05 | 2330015A06 | 23300M8101 | 23300M8301 | 23300M8501 | 23300M8502

EQUIVALENTE / Equivalent

Hitachi: 211425504 | 211495505 - Lester: 16732 | 16991 - Nissan: 23312M8101

**0555****IMPULSOR DE PARTIDA DO MOTOR DE ARRANQUE**

STARTER DRIVE / IMPULSOR DE PARTIDA

FOTO / Photo pg. 262

APLICAÇÃO / Application / Aplicación

Caterpillar: Caterpillar Facet 10061 | Pipelayers 583h D342 Diesel 1969...1974 | Pipelayers 583k D342 Diesel 1974...1989 | Pipelayers 594 D353 Diesel 1974 | Pipelayers 594h D353 Diesel 1974...1985 | Track Tractors D7e | Track Tractors D8k D342 Diesel 1974...1982 | Track Tractors D9g 1969...1974 | Track Tractors D9h D353 Diesel 1974...1982 - TCM Equipment Ag: Caterpillar Facet 1006L

MOTOR

Cummins: 3604645RX - Remy: 1109792 | 1990232 | 1990285 | 10478862

EQUIVALENTE / Equivalent

Caterpillar: 3T8754 | 5S6372 - Facet: 10061 - Lester: 3872 - Remy: 1894221 | 1979835 - WAI: 54127 - Ww: 10061

**0556****IMPULSOR DE PARTIDA DO MOTOR DE ARRANQUE**

STARTER DRIVE / IMPULSOR DE PARTIDA

FOTO / Photo pg. 262

APLICAÇÃO / Application / Aplicación

Caterpillar: Caterpillar Facet | Engine 6 Cyl D 343 - Ford: MED. HD. TRK - Kenworth: C500 | MED. HD. TRK | W900 - TCM Equipment Ag: Caterpillar Facet

MOTOR

Remy: 1109294 | 1109299 | 1109633 | 1109635 | 1109641 | 1109644 | 1109793 | 1109794 | 1109832 | 1109835 | 1109969 | 1109989 | 1113867 | 1114713 | 1990227 | 1990232 | 1990238 | 1990241 | 10478846 | 10478853 | 10478862

EQUIVALENTE / Equivalent

Caterpillar: 2S3344 | 3T5341 - Facet: 10060 - Lester: 3038 | 3956 | 4897 | 4918 - Remy: 1894220 | 1946174 | 1979836 - Volkswagen: 10060 - WAI: 54126

**0557****IMPULSOR DE PARTIDA DO MOTOR DE ARRANQUE**

STARTER DRIVE / IMPULSOR DE PARTIDA

FOTO / Photo pg. 262

APLICAÇÃO / Application / Aplicación

Valmet: Trator 1180 | Trator 1280 | Trator 885 | Trator 985

MOTOR

Lucas Indiel: 27512A/D

EQUIVALENTE / Equivalent

Lucas: TNB172 | 54268565

**0561****IMPULSOR DE PARTIDA DO MOTOR DE ARRANQUE**

STARTER DRIVE / IMPULSOR DE PARTIDA

FOTO / Photo pg. 263

APLICAÇÃO / Application / Aplicación

Fiat: Allis | Romania

MOTOR

Fiat: 4988513 - Italcacciai: 4988513

EQUIVALENTE / Equivalent

Fiat: 4988518 - Italcacciai: SD145 - Lester: 17219 - Utb: 2130004 - WAI: 549900

**0566****IMPULSOR DE PARTIDA DO MOTOR DE ARRANQUE**

STARTER DRIVE / IMPULSOR DE PARTIDA

FOTO / Photo pg. 263

APLICAÇÃO / Application / Aplicación

Detroit: Caminhão GM com Motor 4.53 | Pá Carregadeira Case com Motor 4.53

MOTOR

Remy: 1113598 | 1113639 | 1113655 | 1113695 | 1998338 | 1998455

EQUIVALENTE / Equivalent

Remy: D2026 | D2043 | 1875802 | 1875852 | 1877333 | 1877353 | 1932308 | 1932890 | 1951180 | 1965358 | 1987756 | 10498438 - WAI: 54139 | 54112D

**0567****IMPULSOR DE PARTIDA DO MOTOR DE ARRANQUE**

STARTER DRIVE / IMPULSOR DE PARTIDA

FOTO / Photo pg. 263

APLICAÇÃO / Application / Aplicación

Allis Chalmers: ACC 20 / 25 / 30 Continental F135 1974...1980 | ACC 20 / 25 / 30 Continental F163 1981...1986 | ACC 35 / 40 / 45 / 50 / 55 Continental F163 1975...1986 | ACC 60 / 70 / 80 / 100 / 120 Continental F245 1975...1981 | ACC 60C / 70C / 100C Continental F245 1975...1981 | ACP 110 Continental F245 1979...1981 | ACP 130 Continental F245 1979...1981 | ACP 150 Continental F245 1979...1981 | ACP 20 / 25 / 30 Continental F135 1974...1980 | ACP 20 / 25 / 30 Continental F163 1981...1985 | ACP 40 / 50 Continental F163 1975...1985 | ACP 60 / 70 / 80 Continental F245 1975...1981 | ACS 100 / 120 Continental F245 1975...1981 | ACS 70 Continental F163 1979...1985 - Clark: C20 Séries Continental Y112 Engine 1965...1966 | C25 Séries Continental Y112 Engine 1964...1965 | C30 Séries Continental F162 Engine 1965...1966 | C40 Séries Continental F162 Engine 1965...1966 | C50 Séries Continental F162 Engine 1966 | C60 Séries Continental F209 Engine 1964...1965 | CF20 Séries Continental Y112 Engine 1964...1966 | CF25 Séries Continental Y112 Engine 1964...1965 | CF30 Séries Continental F162 Engine 1966 | CF40 Séries Continental F162 Engine 1966 | CF50 Séries Continental F162 Engine 1966 | CFY60 Séries Continental F244 Engine 1963...1965 | CT20 Séries Continental F162 Engine 1966 | CT30 Séries Continental F162 Engine 1966 | CT40 Séries Continental F162 Engine 1966 | CT50 Séries Continental F162 Engine 1966 | CY20 Séries Continental F162 Engine 1965 | CY30 Séries Continental F162 Engine 1963...1965 | CY40 Séries Continental F162 Engine 1965 | CY60 Séries Continental F244 Engine 1965 - Teledyne: F163 0000 | F227 0000 | F245 0000 | F4 1969...1980 | F6 1969...1980 | TC56 1983...1985 | Y112 1981...1986

MOTOR

Allis Chalmers: 8620794 | 8624170 | 8624171 | 8625404 | 4885883R - Baker: 101363 | 115109 - Case: A20873 | A36582 | A36583 | A38413 | A47466 | A57092 | A59671 | D32189 | G44881 | G44927 | 104192A1 | 396587R91 - Caterpillar: 88190 | 655293 | 677750 - Chrysler: 2958166 - Clark: 316595 | 335861 | 391632 | 636180 | 916303 | 999665 | 1636179 | 1636180 | 2355693 | 2355694 | 2377360 | 3001006 | 3001008 | 3001018 | 3002935 | 3004551 | 3004552 | 3004555 | 3004562 | 3042514 | 3136105

Hyster: 282661 - IHC Navistar: 267904C91 | 446427C92 | 500164C91 | 844187C91 - John Deere: TY1434 | TY1435 | TY1456 | TY1457 | TY6629 | TY6691 | TY6694 | TY6695 | TY6704 | AP22652 | AR11160 | AR11161 | AR11300 | AR11305 | AT12283 | AT12458 | AT14860 | AT15334 | AT15335 | AT16209 | AT16311 | AT17411 | TY26007 | TY26034 | TY26038 | AP22652H | SE501437 - Towmotor: 88189 | 215861 | 215987 | 971561 - White: 207000396 - Yale: 220002397 | 220007252 | 220007343 | 220007347 | 220007359 | 220007362

EQUIVALENTE / Equivalent

Remy: D2036 | 1892899 | 1952410 | 10499854 - WAI: 54109

**0568****IMPULSOR DE PARTIDA DO MOTOR DE ARRANQUE**

STARTER DRIVE / IMPULSOR DE PARTIDA

FOTO / Photo pg. 263

APLICAÇÃO / Application / Aplicación

General Motors/Chevrolet: Caminhão D478 1969...1972

MOTOR

Ford: C5TF11000B | C6TF11000B | C6TZ11001A | C6TZ11002C | C7TF11000A - Remy: 1107214 | 1107234 | 1107249 | 1107268 | 1107290 | 1107291 | 1107382 | 1107503 | 1107511 | 1107512 | 1107515 | 1107533 | 1107539 | 1107540 | 1107557 | 1107561 | 1107575 | 1107580 | 1107582 | 1107591 | 1107592 | 1107593 | 1107696 | 1107857 | 1107859 | 1107867 | 1107872 | 1108240 | 1108280 | 1108322 | 1108379 | 1108396 | 1108397 | 1108415 | 1108431 | 1108443 | 1108447 | 1108449 | 1108476 | 1108493 | 1108632 | 1108634 | 1108644 | 1108648 | 1108649 | 1108667 | 1108696 | 1109023 | 1109194

EQUIVALENTE / Equivalent

Chrysler: 2525287 - Ford: C6TZ11350A - Remy: D2024 | D2025 | D2042 | 1852716 | 1876857 | 1877355 | 1933471 | 1941119 | 1941157 | 1942950 | 1950058 | 1964127 | 1966931 | 1968355 | 1971707 | 1975046 | 4019393 | 10498623 - WAI: 54113D

**0570****IMPULSOR DE PARTIDA DO MOTOR DE ARRANQUE**

STARTER DRIVE / IMPULSOR DE PARTIDA

FOTO / Photo pg. 263

APLICAÇÃO / Application / Aplicación

Peugeot: 205

**0570****IMPULSOR DE PARTIDA DO MOTOR DE ARRANQUE**

STARTER DRIVE / IMPULSOR DE PARTIDA

FOTO / Photo pg. 263

**MOTOR**

Paris Rhone: D10E85 | D10E92 | D10E922

**EQUIVALENTE / Equivalent**

Italacciai: SD044 - Lucas: TMB266 - Lucas Indiel: 223745 - Paris Rhone: 103611 - Remy: 96051972 - WAI: 549427

**0571****IMPULSOR DE PARTIDA DO MOTOR DE ARRANQUE**

STARTER DRIVE / IMPULSOR DE PARTIDA

FOTO / Photo pg. 263

**APLICAÇÃO / Application / Aplicación**

Renault: R18 Diesel

**MOTOR**

Italacciai: D11E172 - Paris Rhone: D11E172

**EQUIVALENTE / Equivalent**

Italacciai: SD335 - Lester: 17005 - Lucas Indiel: 223315 - Paris Rhone: 99738 - WAI: 549430

**0572****IMPULSOR DE PARTIDA DO MOTOR DE ARRANQUE**

STARTER DRIVE / IMPULSOR DE PARTIDA

FOTO / Photo pg. 263

**APLICAÇÃO / Application / Aplicación**

Mercedes Benz: 190D 2.2, 2.5 | 200D DT | 208D | 210D | 250D DT | 300D DT | 308D | 310D | 408D - Ssangyong: Musso 2.3, 2.5

**MOTOR**

Bosch: 0001218006 | 0001218016 | 0001218021 | 0001218029 | 0001218108 | 0001218109 | 0001218110 | 0001219001 | 0001219007 | 0001219009

**EQUIVALENTE / Equivalent**

Bosch: 1006209523 | 9003336291 - Lester: 17040 - Lucas Indiel: 223746 - Vulko: 18244 - WAI: 549177

**0573****IMPULSOR DE PARTIDA DO MOTOR DE ARRANQUE**

STARTER DRIVE / IMPULSOR DE PARTIDA

FOTO / Photo pg. 263

**APLICAÇÃO / Application / Aplicación**

BMW: 324D | 324TD | 524TD | 750i - Chrysler: Dodge | Dodge Dakota 2.5 Diesel | Jeep Cherokee Sport - Jeep: Cherokee | Grand Cherokee - Opel: Omega 2.3 D, 2.3 TD | Rekord 2.3 D, 2.3 TD | Senator 2.3 TD - Peugeot: Boxer

**MOTOR**

Bosch: 0001218009 | 0001218011 | 0001218026 | 0001218027 | 0001218028 | 0001218135 | 0001218136 | 0001218177

**EQUIVALENTE / Equivalent**

Bosch: 1006209524 | 6033AD0044 | 6033ADO044 | 9003336280 - Lester: 17016 | 17183 - Lucas Indiel: 223747 - WAI: 549176

**0574****IMPULSOR DE PARTIDA DO MOTOR DE ARRANQUE**

STARTER DRIVE / IMPULSOR DE PARTIDA

FOTO / Photo pg. 263

**APLICAÇÃO / Application / Aplicación**

Citroën: Especial/Special - Peugeot: Especial/Special - Renault: Especial/Special

**MOTOR**

Ducellier: 534031 | 534032 | 534039 | 534043 | 534044 | 534047 | 534054 | 534055 | 534057 | 534023A | 534029A | 534042AB | 534043AB - Italacciai: 534029A

**EQUIVALENTE / Equivalent**

Bendix: 327585 | 331025 | 331032 - Ducellier: 583277 | 583289 | 583336 | 583347 | 683145 - Italacciai: SD047 | SD499 - Lester: 16756 | 16797 - Lucas: TMB265

Paris Rhone: 106140 | 183917 - Valeo: NE307 | NE308 | NE603 | 583289 | 583336 - WAI: 549400

**0575****IMPULSOR DE PARTIDA DO MOTOR DE ARRANQUE**

STARTER DRIVE / IMPULSOR DE PARTIDA

FOTO / Photo pg. 263

**APLICAÇÃO / Application / Aplicación**

Chrysler: Daytona 3.0 1988...1994 | Saragata 3.0 1991...1993 | Voyager V6 3.0 1986...1993 - Fiat: Duna | Uno Diesel - Renault: R11 Diesel | R9 Diesel

**MOTOR**

Bosch: 0001110024

**EQUIVALENTE / Equivalent**

Bosch: 1006209546 | 9008047003 | F000AL2108 - Lester: 17047 - Lucas Indiel: 223120 - WAI: 549157

**0576****IMPULSOR DE PARTIDA DO MOTOR DE ARRANQUE**

STARTER DRIVE / IMPULSOR DE PARTIDA

FOTO / Photo pg. 263

**APLICAÇÃO / Application / Aplicación**

Suzuki: Baleno | Swift 1.3



**0576****IMPULSOR DE PARTIDA DO MOTOR DE ARRANQUE**

STARTER DRIVE / IMPULSOR DE PARTIDA

FOTO / Photo pg. 263

**MOTOR****Nippondenso:** 280009900 | 280009901 - **Remy:** 96051950 | 96062498 - **Suzuki:** 3110082010 | 3110082011**EQUIVALENTE / Equivalent****Bosch:** 1987BE0042 - **Lester:** 16971 - **Nippondenso:** 0283004390 | 0283005850 - **Remy:** 96051972 - **Suzuki:** 3132082010 - **WAI:** 548221**0579****IMPULSOR DE PARTIDA DO MOTOR DE ARRANQUE**

STARTER DRIVE / IMPULSOR DE PARTIDA

FOTO / Photo pg. 263

**APLICAÇÃO / Application / Aplicación****Seat:** Cordoba 1.9 Diesel | Cordoba 1.9 Diesel Turbo | Cordoba SXE 1996 - **Volkswagen:** Cabrio, GTD, GTI | Cabriolet Carat L4 1.8 1991 | Cabriolet Carat L4 1.8 gasolina 1992 | Cabriolet Classic L4 1.8 gasolina 1993 | Cabriolet Etienne Aigner L4 1.8 gasolina 1991 | Corrado SLC V6 2.8 gasolina 1992 | Corrado SLC V6 2.8 gasolina 1993 | Corrado SLC V6 2.8 gasolina 1994 | Corrado V6 V6 2.8 gasolina 1993 | Corrado V6 V6 2.8 gasolina 1994 | Eurovan Camper L5 2.5 gasolina 1995 | Eurovan CL L5 2.5 gasolina 1993 | Eurovan CV L5 2.5 gasolina 1993 | Eurovan GL L5 2.5 gasolina 1993 | Eurovan GLS L5 2.5 gasolina 1994 | Eurovan GLS L5 2.5 gasolina 1995 | Eurovan MV 1994 | Eurovan MV L5 2.5 gasolina 1993 | Gol GTI | Golf 1.6, 1.8, Diesel | Jetta 1.8, Diesel, INJ, TD | Sincro**MOTOR****Bosch:** 0001108094 | 0001108095 | 0001108127 | 0001110001 | 0001110002 | 0001110014 | 0001110076 | 0001110077 | 0001110098 | 0001112003 | 0001112038 | 0001114005**EQUIVALENTE / Equivalent****Bosch:** 1006209543 | 1006209544 | 1006209576 | 1006209596 | 1006209703 | 1006209710 | 1006209918 | 1006209919 | 1006209921 | 1007010045 - **Cargo:** 132216**Fiat:** 9944373 - **Lester:** 17030 | 17134 | 17222 - **Lucas Indiel:** 223274 - **WAI:** 549168**0580****IMPULSOR DE PARTIDA DO MOTOR DE ARRANQUE**

STARTER DRIVE / IMPULSOR DE PARTIDA

FOTO / Photo pg. 263

**APLICAÇÃO / Application / Aplicación****Nissan:** Patrol**MOTOR****Hitachi:** 525131A | 525155D**EQUIVALENTE / Equivalent****Lucas Indiel:** 223751 - **Nissan:** 23312J2003 - **WAI:** SP842738**0584****IMPULSOR DE PARTIDA DO MOTOR DE ARRANQUE**

STARTER DRIVE / IMPULSOR DE PARTIDA

FOTO / Photo pg. 263

**APLICAÇÃO / Application / Aplicación****Kia:** Pride - **Kubota:** Trator**MOTOR****Kubota:** 1585263011 | 1585263012 - **Mitsubishi:** M2T30481 | M2T42381**EQUIVALENTE / Equivalent****Lester:** 16791 | 18162 - **Lucas Indiel:** 223755 - **Mitsubishi:** M191T22271 | M191T22871 | M191T23171 - **WAI:** 548319**0591****IMPULSOR DE PARTIDA DO MOTOR DE ARRANQUE**

STARTER DRIVE / IMPULSOR DE PARTIDA

FOTO / Photo pg. 263

**APLICAÇÃO / Application / Aplicación****Cummins:** 4 BT/ 6BT vehicles**EQUIVALENTE / Equivalent****Lucas:** TNB173 | 54290474 - **WAI:** 549224**0594****IMPULSOR DE PARTIDA DO MOTOR DE ARRANQUE**

STARTER DRIVE / IMPULSOR DE PARTIDA

FOTO / Photo pg. 263

**APLICAÇÃO / Application / Aplicación****Fiat:** Trator**MOTOR****Lucas Indiel:** 26390A | 26372A/B | 26385A/B | 26390B/E | 27430A/B**EQUIVALENTE / Equivalent****Fiat:** 9956595 - **Lucas:** TMB130 | 54248606 - **Lucas Indiel:** 223763

**0595****IMPULSOR DE PARTIDA DO MOTOR DE ARRANQUE**

STARTER DRIVE / IMPULSOR DE PARTIDA

FOTO / Photo pg. 264

**APLICAÇÃO / Application / Aplicación**

**General Motors/Chevrolet:** Tracker - **Hyster:** Empilhadeira - **Hyundai:** Elantra | i30 | Pony | Santa Fé 2008 | Sonata 2.4, 3.0 | Stellar | Tucson - **Jeep:** Eagle 1.6, 1.8, 2.0 T - **Mitsubishi:** 4G63 | 4G93 | Eclipse 2.0T | Expo | Galant 2.0, 2.4, 3.0 | Mirage | Montero | Pajero | Sigma | Tredia 2.0 - **Nissan:** GA 15 | GA 16 - **Suzuki:** Sidekick 1994 | Vitara

**MOTOR**

**General Motors/Chevrolet:** 30001696 - **Mazda:** AM1518400 - **Mitsubishi:** 79581 | MT36100 | M0T70281 | M0T70381 | M0T70481 | M0T70681 | M0T70781 | M0T70981 | M0T71181 | M0T71381 | M0T71581 | M0T71681 | M0T72581 | M0T73281 | M0T73381 | M0T77681 | M0T85681 | M1M70685 | M1M72086 | M1T70481 | M1T70482 | M1T70483 | M1T70485 | M1T70681 | M1T70685 | M1T70686 | M1T70687 | M1T71381 | M1T71382 | M1T71581 | M1T71681 | M1T72081 | M1T72085 | M1T72086 | M1T72088 | M1T72581 | M1T72583 | M1T73281 | M1T73283 | M1T73381 | M1T73383 | M1T74881 | M2T53083 | MD099667 | MD112625 | MD136933 | MD162839 | MD162840 | MD162842 | MD162843 | MD163188 | MD170049 | MD172860 | MD172861 | MD172863 | MD172864 | MD174482 | MD174483 | MD180937 | MD182488 | MD188720 | MD188721 | M1T70685A | M1T72086A | M1T723281 | M000T85681 | M000T92581 | M0T85681ZC - **Nissan:** 2330008U10 | 2330020P10 | 2330020P11 | 2330022P70 | 2330022P71 | 2330041B76 | 2330042L70 | 2330050Y10 | 2330050Y11 | 2330050Y12 | 2330057M70 | 2330057M75 | 2330057M90 | 2330065Y10 | 2330077A11 | 2330084A17

**EQUIVALENTE / Equivalent**

**Bosch:** 1987BE0043 - **General Motors/Chevrolet:** 96063636 - **Lester:** 16874 | 16939 | 17131 | 17146 | 17185 | 17214 | 17217 | 17221 | 17266 | 17478 | 17592  
**Lucas Indiel:** 223764 - **Mazda:** AM1518X25 - **Mitsubishi:** 12071 | 12471 | MD611211 | M001T73283 | M191T12070 | M191T12071 | M191T12471 - **Nissan:** 233542L70 | 2331242670 | 2335442L70 | 2335704E10 - **Suzuki:** 3132086030 - **WAI:** 548313

**0596****IMPULSOR DE PARTIDA DO MOTOR DE ARRANQUE**

STARTER DRIVE / IMPULSOR DE PARTIDA

FOTO / Photo pg. 264

**APLICAÇÃO / Application / Aplicación**

**Clark:** Empilhadeira Clark CGP25 - **Nissan:** Titan 5.6

**MOTOR**

**Ford:** SAE770 | SAE781 | FE1H18400 | E22E18400A | E92Z11002A | F02Z11002B | F12Z11002A | F22518400A - **Mazda:** E22E18400 | F21418400 | F2D418400 | FE1H18400 | F21418400A | F21418400B | F21418400C | F2D418400A - **Mitsubishi:** M1M70981 | M1M71281 | M1M71481 | M1M72181 | M1M72182 | M1Q71281 | M1T70981 | M1T70985 | M1T71081 | M1T71281 | M1T71481 | M1T71881 | M1T72181 | M1T72182 | MD318086 | M1T70981A | M1T71281A | M1T71281B | M1T71481A | M1T72181A | M1T72182A | MD 318086 - **Nissan:** 2330001Y10 | 2330020R11 | 2330020R91 | 2330030F10 | 2330030F11 | 2330044R10 | 2330044R11 | 23300D0511 | 23300D0513

**EQUIVALENTE / Equivalent**

**Ford:** SDE335 | SDE336 | SDE342 | E92Z11350A | E92Z11350B - **Lester:** 16900 | 16933 | 16998 | 17132 | 17176 | 17469 - **Mazda:** F21418X25 - **Mitsubishi:** M191T12171 | M191T13271 - **Nissan:** 2335420R10 - **WAI:** 548314

**0597****IMPULSOR DE PARTIDA DO MOTOR DE ARRANQUE**

STARTER DRIVE / IMPULSOR DE PARTIDA

FOTO / Photo pg. 264

**APLICAÇÃO / Application / Aplicación**

**Jeep:** Grand Cherokee 1995 | Jeep Cherokee 01/1994... | Jeep Cherokee 4.0 01/1987...01/1992 | Jeep Wrangler 4.0, 4.2 01/1988... 01/1993

**MOTOR**

**Mitsubishi:** M1T74281 | M1T74481 | M1T74482 | 56041012AB | M001T84381ZC

**EQUIVALENTE / Equivalent**

**Lester:** 16514 | 17006 | 17046 | 17564 - **Lucas Indiel:** 223766 - **Mitsubishi:** M191T12271 | M191T12272 - **WAI:** 548315

**0600****IMPULSOR DE PARTIDA DO MOTOR DE ARRANQUE**

STARTER DRIVE / IMPULSOR DE PARTIDA

FOTO / Photo pg. 264

**APLICAÇÃO / Application / Aplicación**

**Subaru:** Coupe XT

**MOTOR**

**Mitsubishi:** M1T70381 - **Subaru:** 23300AA040

**EQUIVALENTE / Equivalent**

**Lester:** 16888 - **Mitsubishi:** 16171 | M191T16171 - **Nissan:** 23312AA000 - **Subaru:** 23312AA000

**0601****IMPULSOR DE PARTIDA DO MOTOR DE ARRANQUE**

STARTER DRIVE / IMPULSOR DE PARTIDA

FOTO / Photo pg. 264

## APLICAÇÃO / Application / Aplicación

**Alfa Romeo:** 30AR8 | 32AR8 | 35AR8 | 40AR8 - **Fiat:** 131 2.0, 2.5 diesel | 132 2.0, 2.5 diesel | Argenta 2.5 diesel | Nuova Argenta Diesel - **Fiat Allis:** 4 Apripista FE14, FE16, FL4C | 4 Apripista FL4D, FR20, FR7, FR9 | 4 Apripista, 645, FE12, FE2R - **Fiat Iveco:** Caminhão 70.12 | Caminhão 80.13 | Caminhão 90.13 | Caminhão 100 | Caminhão 100.13 | Caminhão 110 | Caminhão 150.17 | Caminhão 150.20 | Caminhão 159.17 | Caminhão 159.20 | Caminhão 314.3 | Caminhão 315.23 | Caminhão 315.8 | Caminhão 50.10 | Caminhão 50.8 | Caminhão 50.9 | Caminhão 55.8 | Caminhão 55.9 | Caminhão 60.10 | Caminhão 60.8 | Caminhão 65.10 | Caminhão 70.10 | Caminhão 75.10 | Caminhão 79.10 | Caminhão 79.13 | Caminhão 80 | Caminhão 90 | Daily 28.8 | Daily 30.8 | Daily 32.8 | Daily 35.8 | Daily 40.8 | Ducato 2.0 e 2.5 Diesel - **Seat:** 131 2.5 Diesel

## MOTOR

**Magneti Marelli:** 63216731 | 63216741 | 63216831 | 63216896 | 63217126 | 63217148 | 63217154 | 63217188 | 63217226 | 63217410

## EQUIVALENTE / Equivalent

**Fiat:** 7984505 | 9961781 | 79081045 - **Italcacciai:** SD077 - **Lester:** 18092 | 18093 - **WAI:** 549307**0603****IMPULSOR DE PARTIDA DO MOTOR DE ARRANQUE**

STARTER DRIVE / IMPULSOR DE PARTIDA

FOTO / Photo pg. 264

## APLICAÇÃO / Application / Aplicación

**Deutz:** F4L913 | F5L913 | F6913 - **Fiat:** F150 | F160 - **Mercedes Benz:** OM 314 3.8 4cil Diesel 1990... | OM 352 1990... | OM 355 1990...

## EQUIVALENTE / Equivalent

**Lucas Indiel:** 223277**0605****IMPULSOR DE PARTIDA DO MOTOR DE ARRANQUE**

STARTER DRIVE / IMPULSOR DE PARTIDA

FOTO / Photo pg. 264

## APLICAÇÃO / Application / Aplicación

**Volkswagen:** Furgão | Kombi | Pick Up

## EQUIVALENTE / Equivalent

**Lucas Indiel:** 221911 - **Tria:** 3143 | ZAA911335**0607****IMPULSOR DE PARTIDA DO MOTOR DE ARRANQUE**

STARTER DRIVE / IMPULSOR DE PARTIDA

FOTO / Photo pg. 264

## APLICAÇÃO / Application / Aplicación

**Agco:** L3 670 Diesel 1986...1987 | M3 670 Diesel 1986...1987 | N5 670 Diesel 1986 | N6 670 Diesel 1986 | R5 670 Diesel 1986...1987 | R6 670 Diesel 1986...1987  
**Allis Chalmers:** 7030 6 426 Diesel 1974 | 7040 6 426 Diesel 1975...1977 | 7045 6 426 Diesel 1978...1981 | 7050 6 426 Diesel 1974 | 7060 6 426 Diesel 1975...1981 | 7080 6 426 Diesel 1975...1981 | 7580 6 426 Diesel 1977...1981 | 8030 6 426 Diesel 1982...1985 | 8050 6 426 Diesel 1982...1985 | 8070 6 426 Diesel 1982...1985 | L2 6 426 Diesel 1979...1982 | L3 6 426 Diesel 1983...1985 | M2 6 426 Diesel 1979...1985 | M3 6 426 Diesel 1983...1985 | N5 6 426 Diesel 1978...1986 | N6 6 426 Diesel 1978...1986 - **Deutz:** L3 670 Diesel 1986...1989 | M3 670 Diesel 1986...1989 | R5 1986...1993 | R6 1986...1993

## MOTOR

**Nippondenso:** 280004930

## EQUIVALENTE / Equivalent

**Allis Chalmers:** 268757 - **Lester:** 16627 - **Nippondenso:** 0283001780 - **WAI:** 548222**0608****IMPULSOR DE PARTIDA DO MOTOR DE ARRANQUE**

STARTER DRIVE / IMPULSOR DE PARTIDA

FOTO / Photo pg. 264

## APLICAÇÃO / Application / Aplicación

**Fiat Allis:** 350 | 350 DT | 355 | 450 | 455 C | 480 | AD4 | FL4

## MOTOR

**Fiat:** 4169912 | 4172004 | 4172113 | 4187587 | 4187590 | 4231018 | 4232191 | 4234741 | 4269114 - **Italcacciai:** 4187587 - **Magneti Marelli:** 63224170 | 63224500 | 63224580 | 63224600 | 63224602

## EQUIVALENTE / Equivalent

**Fiat:** 4169960 | 4226442 | 4474695 | 4475032 - **Italcacciai:** SD112 - **Nissan:** 4169960 | 4226442 | 4474695 | 4475032**0609****IMPULSOR DE PARTIDA DO MOTOR DE ARRANQUE**

STARTER DRIVE / IMPULSOR DE PARTIDA

FOTO / Photo pg. 264

## APLICAÇÃO / Application / Aplicación

**Dodge:** 1500

## EQUIVALENTE / Equivalent

**Lucas Indiel:** 221904 - **Tria:** 116

**0610****IMPULSOR DE PARTIDA DO MOTOR DE ARRANQUE**

STARTER DRIVE / IMPULSOR DE PARTIDA

FOTO / Photo pg. 264

APLICAÇÃO / Application / Aplicación

**General Motors/Chevrolet:** Blazer V6 USA 1988... | GMC | Motor para Empilhadeira Hyster - **Hyster:** Empilhadeira Hyster

EQUIVALENTE / Equivalent

**Bosch:** 1987BE0044 - **Lester:** 6407 - **Lucas Indiel:** 223278 - **Remy:** D2047 | 1989214 - **WAI:** 54140**0611****IMPULSOR DE PARTIDA DO MOTOR DE ARRANQUE**

STARTER DRIVE / IMPULSOR DE PARTIDA

FOTO / Photo pg. 264

APLICAÇÃO / Application / Aplicación

**General Motors/Chevrolet:** GMC | Motor

MOTOR

**Remy:** 9000773

EQUIVALENTE / Equivalent

**Lester:** 6300 | 6407 | 6409 | 6431 | 6443 - **Remy:** D2048 | 10469173 | 10498527 - **WAI:** 54141**0612****IMPULSOR DE PARTIDA DO MOTOR DE ARRANQUE**

STARTER DRIVE / IMPULSOR DE PARTIDA

FOTO / Photo pg. 264

APLICAÇÃO / Application / Aplicación

**General Motors/Chevrolet:** GMC Sonoma 2.2 lts | Motor para Empilhadeira Hyster XM50 | Pick Up S10 Importada 2.2 modelo LS /com motor 4cil 1994 | Pick Up Sonoma 2.2 lts. Importada - **Hyster:** Empilhadeira Hyster XM50

MOTOR

**Remy:** 10455053

EQUIVALENTE / Equivalent

**Bosch:** 1987BE0045 - **Cargo:** 135063 - **Lester:** 6415 | 6416 | 6418 | 6424 - **Lucas Indiel:** 223279 - **Remy:** D2050 | 10468675 | 10473700 - **WAI:** 54149**0613****IMPULSOR DE PARTIDA DO MOTOR DE ARRANQUE**

STARTER DRIVE / IMPULSOR DE PARTIDA

FOTO / Photo pg. 264

APLICAÇÃO / Application / Aplicación

**Volkswagen:** Transporter TD

MOTOR

**Bosch:** 0001110009 | 0001110010

EQUIVALENTE / Equivalent

**Bosch:** 1006209532 - **Lester:** 17068 - **WAI:** 549170**0615****IMPULSOR DE PARTIDA DO MOTOR DE ARRANQUE**

STARTER DRIVE / IMPULSOR DE PARTIDA

FOTO / Photo pg. 264

APLICAÇÃO / Application / Aplicación

**Land Rover:** Land Rover 2.25 D

MOTOR

**Lucas Indiel:** M45G | 27410A | 27418A | 26270AJ | 26300AJ

EQUIVALENTE / Equivalent

**Lucas:** TMB106 | 54246727 - **WAI:** 549225**0617****IMPULSOR DE PARTIDA DO MOTOR DE ARRANQUE**

STARTER DRIVE / IMPULSOR DE PARTIDA

FOTO / Photo pg. 264

APLICAÇÃO / Application / Aplicación

**Chrysler:** PT Cruiser - **Hyundai:** Accent II 1500, 3 cil. 2002...2003 | Getz 1500, 3 cil. D3-EA 2004...2005 | Matrix 1500, 3 cil. 2001...2006 - **Suzuki:** Vitara

MOTOR

**General Motors/Chevrolet:** 96058456 | 96058457 | 96064782 | 96064783 - **Hyundai:** 3610027510 - **Lester:** 33186 - **Mitsubishi:** M1T72481 | M1T74581 - **Suzuki:** 3110050A10 | 3110060A11 | 3110060A20 | 3110060A21 | 3110060AC1 - **Valeo:** TM000A31201

EQUIVALENTE / Equivalent

**Cargo:** 236985 - **General Motors/Chevrolet:** 96058480 - **Lester:** 17166 | 17194 | 17206 - **Mitsubishi:** M191T12871 - **Suzuki:** 3132060A10 - **WAI:** 548321**0619****IMPULSOR DE PARTIDA DO MOTOR DE ARRANQUE**

STARTER DRIVE / IMPULSOR DE PARTIDA

FOTO / Photo pg. 265

APLICAÇÃO / Application / Aplicación

**Volkswagen:** Golf Turbo diesel | Jetta Turbo diesel

**0619****IMPULSOR DE PARTIDA DO MOTOR DE ARRANQUE**

STARTER DRIVE / IMPULSOR DE PARTIDA

FOTO / Photo pg. 265

**MOTOR****Bosch:** 0001110001**EQUIVALENTE / Equivalent****Bosch:** 1006209522 | F000AL1520 | F000AL1708 - **Lester:** 17030 - **Lucas Indiel:** 223782 - **WAI:** 549169**0622****IMPULSOR DE PARTIDA DO MOTOR DE ARRANQUE**

STARTER DRIVE / IMPULSOR DE PARTIDA

FOTO / Photo pg. 265

**APLICAÇÃO / Application / Aplicación****Cummins:** Motor Serie C - **Komatsu:** Motoniveladora GD523 com motor Cummins série C | Motoniveladora GD623 com motor Cummins série C | Pá Carregadeira com motor Cummins série C - **Mercedes Benz:** L1625 | L2325 | L2635 | LB2325 | LG1825 | LK2325 | LS1625 | LS1630 | LS1935 | LS1941**MOTOR****Bosch:** 9000453064 | 9000453065 | 9000453067 | 9000453068**EQUIVALENTE / Equivalent****Bosch:** 9001453601 - **Facet:** 10627 - **Wapsa:** 224057**0624****IMPULSOR DE PARTIDA DO MOTOR DE ARRANQUE**

STARTER DRIVE / IMPULSOR DE PARTIDA

FOTO / Photo pg. 265

**APLICAÇÃO / Application / Aplicación****Case:** Especial/Special - **Ford:** F9000 | LN9000 - **General Motors/Chevrolet:** Especial/Special - **John Deere:** Especial/Special - **Mercedes Benz:** 1625 | 1630 | 1825 | 1935 | 1941 | 2325 | O355 (OM355-6) | O364 (OM355-5 e 6) | O365 (OM355-5) | O370 | O370 (OM355-5, 6, 6A, 6LA) | O371 | O371 (OM355-5A, 6A, 6LA) | O371UP | O371UP (OM355-5) | O400R | O400RS | O400RSD | O400RSL (OM 449A) | OM 3555, 3556, 3556A, 3356LA, 3555 Série BR400 - **TCM Equipment Ag:** Série 37MT 12/24V (MB, VW, Ford). - **Volkswagen:** Caminhão P100501, P100502 Cummins série C - 12/24V 12D**MOTOR****Remy:** 323841 | 323842 | 323843 | 323844 | 323847 | 323850 | 323852 | 1990310 | 1990313 | 1990315 | 1990316 | 1990317 | 1990319 | 1990320 | 1990321 | 1990327 | 1990330 | 1990331 | 1990332 | 1990336 | 1990498 | 1990707 | 1993669 | 1993709 | 1993713 | 1993719 | 1993728 | 1993729 | 1993732 | 1993742 | 1993745 | 1993746 | 1993755 | 1993763 | 1993764 | 1993768 | 1993770 | 1993778 | 1993791 | 1993794 | 1993831 | 1993832 | 1993851 | 1993853 | 1993861 | 1993865 | 1993869 | 1993871 | 1993873 | 1993874 | 1993878 | 1993881 | 1993883 | 1993885 | 1993887 | 1993891 | 1993898 | 1993901 | 1993902 | 1993909 | 1993910 | 1993911 | 1993918 | 1993920 | 1993926 | 1993928 | 1993931 | 1993953 | 1993958 | 1993964 | 1993965 | 1993966 | 1993974 | 1993992 | 1993997 | 10461007 | 10461008 | 10461010 | 10461013 | 10461016 | 10461018 | 10478805 | 10478811 | 10478825 | 10478826 | 10478927 | 10478949 | 10478960 | 10479014 | 10479034 | 10479196 | 10479302**EQUIVALENTE / Equivalent****Bosch:** 1987BE0019 - **Facet:** 10624 | 10640 - **Lucas Indiel:** 220400 - **Remy:** 1985262 | 1985262L - **WAI:** 54132D - **Ww:** 10640**0625****IMPULSOR DE PARTIDA DO MOTOR DE ARRANQUE**

STARTER DRIVE / IMPULSOR DE PARTIDA

FOTO / Photo pg. 265

**APLICAÇÃO / Application / Aplicación****Ford:** Cargo 7.8 lts | F800 - **General Motors/Chevrolet:** Caminhão 14190 | Truck - **TCM Equipment Ag:** Série 37MT 12/24V - **Volkswagen:** Caminhão 13.210 Cummins 6 cil Turbo | Caminhão 14.210 Cummins 6 cil Turbo | Caminhão 22.210 Cummins 6 cil Turbo - **ZEN:** Equivalente OEM - ZEN 0755**MOTOR****John Deere:** E48134 - **Remy:** 323818 | 323834 | 323835 | 323836 | 323837 | 323839 | 323840 | 323849 | 323868 | 323869 | 323879 | 323880 | 1990308 | 1990309 | 1990311 | 1990312 | 1990315 | 1990318 | 1990326 | 1990347 | 1990499 | 1993701 | 1993702 | 1993705 | 1993712 | 1993723 | 1993726 | 1993738 | 1993741 | 1993744 | 1993754 | 1993756 | 1993759 | 1993761 | 1993762 | 1993767 | 1993769 | 1993789 | 1993790 | 1993792 | 1993793 | 1993799 | 1993800 | 1993817 | 1993818 | 1993819 | 1993829 | 1993837 | 1993837 | 1993850 | 1993854 | 1993855 | 1993862 | 1993866 | 1993879 | 1993880 | 1993881 | 1993886 | 1993893 | 1993894 | 1993903 | 1993905 | 1993914 | 1993917 | 1993921 | 1993947 | 1993950 | 1993951 | 1993954 | 1993955 | 1993956 | 1993957 | 1993963 | 1993970 | 1993971 | 1993981 | 1993986 | 1993988 | 1993994 | 10461001 | 10461002 | 10461003 | 10461005 | 10461006 | 10461015 | 10461039 | 10461044 | 10461069 | 10478806 | 10478814 | 10478819 | 10478831 | 10478890 | 10478921 | 10478928 | 10478929 | 10478930 | 10478953 | 10478957 | 10478976 | 10479015 | 10479016 | 10479020 | 10479035 | 10479036 | 10479054 | 10479068 | 10479069**EQUIVALENTE / Equivalent****Bosch:** 1987BE0046 - **Facet:** 10621 | 10639 - **Ford:** E6HZ11350A - **Lester:** 6204 | 6348 | 6387 | 6391 | 6410 | 6467 - **Remy:** 1986244 - **WAI:** 54131D - **Ww:** 10639**0626****IMPULSOR DE PARTIDA DO MOTOR DE ARRANQUE**

STARTER DRIVE / IMPULSOR DE PARTIDA

FOTO / Photo pg. 265

**APLICAÇÃO / Application / Aplicación****Caterpillar:** 3508 | 3512 | 3516 - **General Motors/Chevrolet:** Caminhões de linha pesada 6V - **Waukesha:** Especial/Special

**0626****IMPULSOR DE PARTIDA DO MOTOR DE ARRANQUE**

STARTER DRIVE / IMPULSOR DE PARTIDA

FOTO / Photo pg. 265

**MOTOR**

**Remy:** 1109220 | 1109221 | 1109297 | 1109648 | 1109962 | 1113856 | 1113857 | 1113874 | 1113875 | 1113889 | 1113907 | 1113917 | 1113953 | 1113984 | 1113996 | 1114047 | 1114059 | 1114062 | 1114063 | 1114075 | 1114080 | 1114093 | 1114100 | 1114104 | 1114106 | 1114183 | 1114702 | 1114718 | 1114736 | 1114739 | 1114778 | 1114792 | 1114807 | 1114808 | 1114809 | 1114840 | 1114902 | 1114922 | 1114925 | 1114930 | 1114952 | 1114959 | 1114960 | 1990213 | 1990215 | 1990216 | 1990217 | 1990236 | 1990242 | 1990245 | 1990265 | 1990340 | 1990380 | 1990381 | 1990389 | 1990395 | 1990430 | 1990436 | 1990439 | 1990447 | 1990494 | 1993827 | 1993849 | 1993996 | 1993999 | 10478981

**EQUIVALENTE / Equivalent**

**Cargo:** 132731 - **Caterpillar:** 93090 | 5L6429 - **Facet:** 480135 | 480322 - **Lester:** 3039 | 3040 | 3288 | 3289 | 3290 | 3297 | 3701 | 3702 | 3747 | 3899 | 4851 | 6261 | 6263 | 6272 | 6273 | 6621 | 6622 | 6623 | 6629 - **Remy:** 830621 | 1894212 | 1945879 | 1970527 | 1977004 | 8000067 - **Volkswagen:** 480322 - **WAI:** 54125

**0627****IMPULSOR DE PARTIDA DO MOTOR DE ARRANQUE**

STARTER DRIVE / IMPULSOR DE PARTIDA

FOTO / Photo pg. 265

**APLICAÇÃO / Application / Aplicación****CBT:** Javali**EQUIVALENTE / Equivalent****CBT:** 580000043**0629****IMPULSOR DE PARTIDA DO MOTOR DE ARRANQUE**

STARTER DRIVE / IMPULSOR DE PARTIDA

FOTO / Photo pg. 265

**APLICAÇÃO / Application / Aplicación****Ford:** F12000 | F14000 1999 | F700 Diesel**MOTOR****Remy:** 10479621 | 10479634**EQUIVALENTE / Equivalent****Lester:** 6468 | 6469 | 6570 | 6573 | 6585 | 6589 | 6590 | 6595 - **Lucas Indiel:** 223787 - **Remy:** 10456455 | 10457056 | 10457579 | 10457056L - **WAI:** 548406**0630****IMPULSOR DE PARTIDA DO MOTOR DE ARRANQUE**

STARTER DRIVE / IMPULSOR DE PARTIDA

FOTO / Photo pg. 265

**APLICAÇÃO / Application / Aplicación**

**Fiat:** Duna 1.7 D | Selecta TD | Tipo 1.7 D | Uno - **Fiat Iveco:** Especial/Special - **Mercedes Benz:** E 420 | E 420 T-Modell | E 500 | E 500 Coupe | E 500 SEC / S500 | E 500 SEC Coupe | E 560 SEL | S 420 | S 500 | SL 500 - **Renault:** Express | R11 Diesel | R5 Diesel | R9 Diesel

**MOTOR**

**Bosch:** 0001110003 | 0001110005 | 0001110016 | 0001110025 | 0001110026 | 0001110039 | 0001110053 | 0001110054 | 0001110055 | 0001110075 | 0001110078 | 0001110079 | 0001110082 | 0001110089 | 0001110091 | 0001110092 | 0001110095 | 0001110102 | 0001110113 | 0001110115 | 0001110124 | 0001110125 - **Fiat:** 7580192

**EQUIVALENTE / Equivalent****Bosch:** 1006209538 | 1006209539 | 1006209691 - **Cargo:** 132205 - **Fiat:** 9940740 - **Italacciai:** SD062 - **Lester:** 17038 | 17150 | 17227 | 17281 | 17410 | 17698**Lucas Indiel:** 222525 - **WAI:** 549156**0631****IMPULSOR DE PARTIDA DO MOTOR DE ARRANQUE**

STARTER DRIVE / IMPULSOR DE PARTIDA

FOTO / Photo pg. 265

**APLICAÇÃO / Application / Aplicación**

**Audi:** 100D | 100TD - **Fiat:** Ducato | Marengo | Regata TD | Ritmo TD | Tipo TD - **Lancia:** Dedra TD | Delta TD | Prisma TD - **Volkswagen:** LT28 | LT31 | LT35 | LT40 | LT45 | LT50 D Turbo - **Volvo:** 240 2.4 D | 740 2.4 D | 760 2.4 D

**MOTOR**

**Bosch:** 0001218001 | 0001218004 | 0001218005 | 0001218008 | 0001218010 | 0001218012 | 0001218013 | 0001218017 | 0001218018 | 0001218025 | 0001218107 | 0001218115 | 0001218120 | 0001219004 | 0001219008 - **Fiat:** 5984563 | 5985182

**EQUIVALENTE / Equivalent****Bosch:** 9001140317 | 9003336293 - **Fiat:** 9939194 - **Italacciai:** SD440 - **Lester:** 17009 - **Lucas Indiel:** 223285 - **WAI:** 549158**0632****IMPULSOR DE PARTIDA DO MOTOR DE ARRANQUE**

STARTER DRIVE / IMPULSOR DE PARTIDA

FOTO / Photo pg. 265

**APLICAÇÃO / Application / Aplicación****Ford:** Granada 2.5 D | Scorpio 2.5 D | Sierra 2.3 D - **Renault:** R18 Diesel**MOTOR****Bosch:** 0001218002 | 0001218015 | 0001218022 | 0001218106 | 0001218129**EQUIVALENTE / Equivalent****Bosch:** 9002336207 | 9003336201 | 9003336284 - **Lucas Indiel:** 223788

**0633****IMPULSOR DE PARTIDA DO MOTOR DE ARRANQUE**

STARTER DRIVE / IMPULSOR DE PARTIDA

FOTO / Photo pg. 265

APLICAÇÃO / Application / Aplicación

Ford: Escort 1.6 D | Fiesta 1.6 D | Orion 1.6 D

MOTOR

Bosch: 0001317023

EQUIVALENTE / Equivalent

Bosch: 1006209519 - Lucas Indiel: 223789

**0634****IMPULSOR DE PARTIDA DO MOTOR DE ARRANQUE**

STARTER DRIVE / IMPULSOR DE PARTIDA

FOTO / Photo pg. 265

APLICAÇÃO / Application / Aplicación

Nissan: Pick Up

MOTOR

Hitachi: S114505 | S114509 | S114526 | S114527 | S114526A | S114527A - Nissan: 2330001N00 | 2330020P00 | 2330057N60 | 23300G8400

EQUIVALENTE / Equivalent

Hitachi: 211445012 - Lester: 17454 - Lucas Indiel: 223790 - Nissan: 2331242L60 - WAI: 548137

**0635****IMPULSOR DE PARTIDA DO MOTOR DE ARRANQUE**

STARTER DRIVE / IMPULSOR DE PARTIDA

FOTO / Photo pg. 265

APLICAÇÃO / Application / Aplicación

John Deere: JD310 | JD350 | JD400 | JD410 | JD450 | MD1040 | MD1065 | MD1075 | MD1085 | MD1140 | MD1640 | MD1840 | MD20401 | MD2140 | MD3040 | MD3140 | MD840 | MD932 | MD940 | MD941 | MD952 | MD955 | MD958 | MD965

MOTOR

Bosch: 0001362312 | 0001362316 | 0001362319 | 0001362321 | 0001367037 | 0001368059 | 0001369001 | 0001369005

EQUIVALENTE / Equivalent

Bosch: 2006209427 | 2006209457 | 2006209459 - Lester: 16563 | 17095 - Lucas Indiel: 223791 - WAI: 549150

**0636****IMPULSOR DE PARTIDA DO MOTOR DE ARRANQUE**

STARTER DRIVE / IMPULSOR DE PARTIDA

FOTO / Photo pg. 265

APLICAÇÃO / Application / Aplicación

Ford: Festiva - Kia: Pride

MOTOR

Ford: SAE763 | SAE782 | SAE761A | B8GY11002A | E8BZ11002A | F0BZ11002A - Mazda: B30118400 | B30118400C | B35918400A - Mitsubishi: M3T33081 | MC108027

EQUIVALENTE / Equivalent

Ford: SDE334 | E8BZ11350A - Lester: 17010 - Lucas Indiel: 223792 - Mazda: B30118400 | B30118X45 - Mitsubishi: M191T26771 - WAI: 548330

**0638****IMPULSOR DE PARTIDA DO MOTOR DE ARRANQUE**

STARTER DRIVE / IMPULSOR DE PARTIDA

FOTO / Photo pg. 265

APLICAÇÃO / Application / Aplicación

Bomag: BW 90 - Deutz: F1L210 (.7L - 673cc) 1963...1975 - Farymann: D 40 - E 40 - Hatz: E 80 FG - E 80 G - E 85 FG - E 89 - KHD: Engines F1L210 (.7L - 673cc) 1963...1975 - Miller Electric Welder: All Models Deutz F1L210 Diesel 1963...1976 - Palmieri: PDA 625-750-1250

MOTOR

Bosch: 0001311050 | 0001311051 | 0001314010

EQUIVALENTE / Equivalent

Bosch: 1006209418 - Lester: 18233 - WAI: 549145

**0639****IMPULSOR DE PARTIDA DO MOTOR DE ARRANQUE**

STARTER DRIVE / IMPULSOR DE PARTIDA

FOTO / Photo pg. 265

APLICAÇÃO / Application / Aplicación

Ford: Escort XR3 - Seat: Especial/Special - Volkswagen: Eurovan | Pointer | Polo

MOTOR

Bosch: 0001110031 | 0001110032 | 0001110061 | 0001110062 | 0001110084 | 0001110085

EQUIVALENTE / Equivalent

Bosch: 1006209552 | 1006209912 - Cargo: 134371 - Lester: 17231 - Lucas: TMB474 - Lucas Indiel: 223795 - WAI: 549173

**0641****IMPULSOR DE PARTIDA DO MOTOR DE ARRANQUE**

STARTER DRIVE / IMPULSOR DE PARTIDA

FOTO / Photo pg. 266

## APLICAÇÃO / Application / Aplicación

**Chrysler:** Grand Caravan 3.0 i LE | Spirit | Voyager 2.5 e 3.0.

## MOTOR

**Bosch:** 0001108068 | 0001108069 | 0001108070 | 0001108103 | 0001108104 | 0001108105 | 0001108123 | 0001108134 | 0001108135 | 0001108160

## EQUIVALENTE / Equivalent

**Bosch:** 1006209561 - **Lester:** 16963 | 17210 - **Lucas Indiel:** 223332 - **WAI:** 549159**0644****IMPULSOR DE PARTIDA DO MOTOR DE ARRANQUE**

STARTER DRIVE / IMPULSOR DE PARTIDA

FOTO / Photo pg. 266

## APLICAÇÃO / Application / Aplicación

**Bobcat:** Especial/Special - **Nissan:** Fork Lifts - **Yanmar:** Especial/Special

## MOTOR

**Hitachi:** 5114219 | 5114230 | 5114235

## EQUIVALENTE / Equivalent

**Hitachi:** 211455003 - **Lester:** 18206 | 18207 | 18218 - **WAI:** 548120**0645****IMPULSOR DE PARTIDA DO MOTOR DE ARRANQUE**

STARTER DRIVE / IMPULSOR DE PARTIDA

FOTO / Photo pg. 266

## APLICAÇÃO / Application / Aplicación

**Agco:** Trator 9630 6-374 Deutz diesel 1993...1995 | Trator 9650 6-374 Deutz diesel 1993...1996 - **Lincoln:** Especial/Special - **Teledyne:** Especial/Special

## MOTOR

**Remy:** 10479619

## EQUIVALENTE / Equivalent

**Remy:** 10457178 - **WAI:** 548409**0646****IMPULSOR DE PARTIDA DO MOTOR DE ARRANQUE**

STARTER DRIVE / IMPULSOR DE PARTIDA

FOTO / Photo pg. 266

## APLICAÇÃO / Application / Aplicación

**Citroën:** Citroen BX 19 Diesel - **Peugeot:** 205 Diesel

## MOTOR

**Italacciai:** D9R084

## EQUIVALENTE / Equivalent

**Italacciai:** SD509 - **Lucas Indiel:** 223801 - **Paris Rhone:** 105540**0647****IMPULSOR DE PARTIDA DO MOTOR DE ARRANQUE**

STARTER DRIVE / IMPULSOR DE PARTIDA

FOTO / Photo pg. 266

## APLICAÇÃO / Application / Aplicación

**Citroën:** Especial/Special 1983...1990 - **Peugeot:** Especial/Special 1987...1994

## MOTOR

**Valeo:** D9R90 | D9R99

## EQUIVALENTE / Equivalent

**Lucas:** TMB275 - **Paris Rhone:** 180826 - **Valeo:** NE211 | 182177**0648****IMPULSOR DE PARTIDA DO MOTOR DE ARRANQUE**

STARTER DRIVE / IMPULSOR DE PARTIDA

FOTO / Photo pg. 266

## APLICAÇÃO / Application / Aplicación

**Fiat:** Caminhão 640 | Caminhão 1180 | Caminhão 1280 | Caminhão 1380 | Caminhão 1580 | Caminhão 1880 | Caminhão 570 | Caminhão 580 | Caminhão 605 | Caminhão 666 | Caminhão 670 | Caminhão 680 | Caminhão 765 | Caminhão 766 | Caminhão 780 | Caminhão 855 | Caminhão 880.15 | Caminhão 955 | Caminhão 980 - **Fiat Allis:** Caminhão 545B | Caminhão 645B - **New Holland:** Trator 8830 04/1994... | Trator DT8630 04/1994... | Trator FNH 8430 04/1994...

## MOTOR

**Bosch:** 0001367028 | 0001367029 | 0001368019 | 0001368020

## EQUIVALENTE / Equivalent

**Bosch:** 2006209426 | F000AL1899 - **Fiat:** 9817920 | 9959572 | 79033659 - **Italacciai:** SD314 - **Lester:** 17092 | 17184 | 18030 | 18033 - **Remy:** 19024527 - **WAI:** 549110



**0649****IMPULSOR DE PARTIDA DO MOTOR DE ARRANQUE**

STARTER DRIVE / IMPULSOR DE PARTIDA

FOTO / Photo pg. 266

**APLICAÇÃO / Application / Aplicación**

**Bobcat:** 2400 Perkins 4-236 Dsl 1989...1991 | 2410 Perkins 4-236 Dsl 1989...1993 | 3023 Kubota V1702 Dsl 1989...1992 | 641 Deutz F2L511 Dsl 1989...1990 | 741 Deutz F2L511D Dsl 1989...1990 | 843B Isuzu 4JB1PK-01 Dsl 1990...1992 | 843HC Isuzu 4JB1PK-01 Dsl 1989...1992 | 853 Isuzu 4JB1PK-03 Dsl 1990...1994 | 853H Isuzu 4JB1PK-03 Dsl 1991...1994 | 943 Perkins 4-236 Dsl 1990...1994 | 974 Perkins 4-236 Dsl 1989...1990 - **Clark:** 2000 Perkins 2.5L 1989 | 641 Deutz F2L511 1989...1990 | 741 Deutz F2L511 1989...1990 | 843 Perkins 2.5L 1989...1990 | 843B Isuzu Engines 1990...1992 | 853 / 853H Isuzu Engines 1991...1995 | 943 Perkins 4-236 1990...1994 | 974 Perkins 4-236 1989...1990 - **Hyster:** H-150-275H Perkins 6-354 1985...1986 | H350A Perkins 6-354 1985...1988 - **Lincoln:** Various Perkins - **Lister Petteer Tractor:** TX2 / TX3 - **Macdon:** Macdon 7000 Perkins Diesel 1993...1997 - **Mack:** CS Séries (Midliner) Mack Engines 1990...1999 | CS Séries (Midliner) Renault 5.8L 1986...1991 | CS Séries (Midliner) Renault 6.2L 1990...2001 | CS Séries (Midliner) Renault 8.8L 1986...1990 | MS Séries (Midliner) Mack E3 1990...1999 | MS Séries (Midliner) Mack E5 / EC5 1986...1990 | MS Séries (Midliner) Renault 5.8L 1986...1991 | MS Séries (Midliner) Renault 6.2L 1990...1999 - **Massey Ferguson:** MF-60E Perkins Diesel Engines 1989...1992

**Miller Electric Welder:** 27 Séries 2.0L Teledyne Eng 1989...1993 | 27 Séries Teledyne 2.0L, 2.7L 1989...1993 | Big 40 Cont. Eng 1992 - **New Holland:** 1426 Caterpillar Engines 1986...1989 | 1426 Perkins Engines 1982...1985 | 1495 Perkins Engines 1982...1985 | L783 Perkins 4-203 Diesel 1989...1995 | L785 Perkins 4-203 Diesel 1989...1994

**Perkins:** 4-236 4 cil Diesel 1989...2004 | Various Models Diesel - **Prairie Sprayer:** 4800 Sprayer Perkins Diesel 1993...1997 | 4900 Sprayer Perkins Diesel 1993...1997

**Westerbeke:** 108B Six 6 cil Diesel 1991...1994 | 108C Six 6 cil, 247ci 4.1L Diesel 1994...2007 | 16.0 BED 4 cil Diesel 1990...1995 | 64A Four 4 cil, 182ci 3.0L Diesel 2003...2007 | 71C Four 4 cil, 154ci 2.5L Diesel 1994...2007 | 82B Four 4 cil, 182ci 3.0L Diesel 1991...2007 | 90A Four 4 cil, 211ci 3.5L Diesel 1999...2007 | GCX40 Perkins Diesel Engines 1990...1997 | GCX50 Perkins Diesel Engines 1990...1997 | GPX35D Perkins Diesel Engines 1990...1995 | GPX40D Perkins Diesel Engines 1990...1995 | GPX50D Perkins Diesel Engines 1990...1995 - **Westward:** 7000 Perkins Diesel 1993...1997

**MOTOR**

Remy: 1113274 | 1113275 | 1113278 | 1113281 | 1113282 | 1113284 | 1113285 | 1113288 | 1113289 | 1113290 | 1113297 | 10479607

**EQUIVALENTE / Equivalent**

Lester: 6572 | 6576 | 6578 | 6581 | 6584 | 6587 | 6588 | 6593 | 6600 | 6602 - Remy: 10457057

**0650****IMPULSOR DE PARTIDA DO MOTOR DE ARRANQUE**

STARTER DRIVE / IMPULSOR DE PARTIDA

FOTO / Photo pg. 266

**APLICAÇÃO / Application / Aplicación**

**Bobcat:** 1600 Kubota V1702 Diesel 1989...1993 | 643 Kubota D1402BA Diesel 1989...1993 | 743 Kubota V1702BA Diesel 1989...1990 | 743B Kubota V1702BA Diesel 1991...1994 | 753 Kubota V2203B Diesel 1990...1994 | 7753 Kubota V2203B Diesel 1991...1994 - **New Holland:** L555 Perkins 4-108 Diesel 1989...1993

**MOTOR**

Remy: 1113273 | 1113279 | 1113280 | 10479606 | 10479613

**EQUIVALENTE / Equivalent**

Remy: 10457058

**0651****IMPULSOR DE PARTIDA DO MOTOR DE ARRANQUE**

STARTER DRIVE / IMPULSOR DE PARTIDA

FOTO / Photo pg. 266

**APLICAÇÃO / Application / Aplicación****Deutz:** Allis - **Mercedes Benz:** Caminhão 1620 | Caminhão 712 Eletronic**MOTOR**

Remy: 1113286 | 10479620

**EQUIVALENTE / Equivalent**

Lester: 6579 | 6599 - Remy: 10457059

**0653****IMPULSOR DE PARTIDA DO MOTOR DE ARRANQUE**

STARTER DRIVE / IMPULSOR DE PARTIDA

FOTO / Photo pg. 266

**APLICAÇÃO / Application / Aplicación****Ford:** Cougar | Fairmont - **General Motors/Chevrolet:** Celebrity 1982...1988 | Chevrolet V6 Citation**EQUIVALENTE / Equivalent****Bosch:** 9001041103 | 9001043103**0656****IMPULSOR DE PARTIDA DO MOTOR DE ARRANQUE**

STARTER DRIVE / IMPULSOR DE PARTIDA

FOTO / Photo pg. 266

**APLICAÇÃO / Application / Aplicación****Renault:** Espace | Fuego | Master | R18 | R20 | R21 | R25 | R30 Turbo diesel | Trafic Diesel**MOTOR****Italacciai:** D9R073 - **Valeo:** D9R73 | D9R134**EQUIVALENTE / Equivalent****Bosch:** 1987BE0047 - **Italacciai:** SD508 - **Lester:** 17085 - **Lucas Indiel:** 221292 - **Paris Rhone:** 105538 | 185182 - **Valeo:** NE209 | NE883 | 182047 | 185182 | 594245**WAI:** 549424

**0657****IMPULSOR DE PARTIDA DO MOTOR DE ARRANQUE**

STARTER DRIVE / IMPULSOR DE PARTIDA

FOTO / Photo pg. 266

**APLICAÇÃO / Application / Aplicación****Ford:** F1000 Maxion HSD - **General Motors/Chevrolet:** S10 2.5 Diesel Maxion - **Land Rover:** Discovery OMO14A - **Mercedes Benz:** Sprinter 310 Diesel**MOTOR****Italacciai:** D9R091 - **Valeo:** D9R91**EQUIVALENTE / Equivalent****Italacciai:** SD483 - **Lucas:** TMB276 - **Lucas Indiel:** 223808 - **Paris Rhone:** 181068 - **Valeo:** 182178 | NE 212 - **WAI:** 549444**0661****IMPULSOR DE PARTIDA DO MOTOR DE ARRANQUE**

STARTER DRIVE / IMPULSOR DE PARTIDA

FOTO / Photo pg. 266

**APLICAÇÃO / Application / Aplicación****Chrysler:** Dodge Série S - **Ford:** D0707 | D0810 | D0910 | D1010 | D1111 | D1211 | D1314 | N0708 | N0710 | N0808 | N0810 | N0812 | N0814 | N0910 | N0914 | N1114 | N1414 | NA1814 | NA2214 - **Massey Ferguson:** MF155 | MF158 | MF168 | MF186 | MF187 | MF188 | MF487 | MF507 | MF510 | MF520 | MF525 | MF87 - **Perkins:** Tratores, Industriais, Estacionários.**MOTOR****Bosch:** 0001359067 | 0001359069 | 0001359081 | 0001359082 | 0001359104 | 0001359109 | 0001359110 | 0001360055**EQUIVALENTE / Equivalent****Bosch:** 2006209413 | 2006209443 - **WAI:** 549184**0663****IMPULSOR DE PARTIDA DO MOTOR DE ARRANQUE**

STARTER DRIVE / IMPULSOR DE PARTIDA

FOTO / Photo pg. 266

**APLICAÇÃO / Application / Aplicación****Isuzu:** Especial/Special**EQUIVALENTE / Equivalent****Fiat:** 70449580 - **Hitachi:** 22505550 | 212095001 - **Isuzu:** 5811230040**0668****IMPULSOR DE PARTIDA DO MOTOR DE ARRANQUE**

STARTER DRIVE / IMPULSOR DE PARTIDA

FOTO / Photo pg. 266

**APLICAÇÃO / Application / Aplicación****Massey Ferguson:** MF235 | MF235 1986... | MF265 1986... - **Perkins:** Trator MF 235 -265 A3.152 | Trator MF 265 AD4.203 abr/76 | Tratores, Industriais, Estacionários.  
**Yanmar:** 1050D | 1050D 4x4**MOTOR****Bosch:** 9000083072 | 9000453072 | 9000453080**EQUIVALENTE / Equivalent****Bosch:** 9001083629**0669****IMPULSOR DE PARTIDA DO MOTOR DE ARRANQUE**

STARTER DRIVE / IMPULSOR DE PARTIDA

FOTO / Photo pg. 266

**APLICAÇÃO / Application / Aplicación****Ford:** Trator - **New Holland:** Trator**MOTOR****Ford:** SA739B | E8TZ11002A | E8TF11000AA - **Mitsubishi:** M3T90072**EQUIVALENTE / Equivalent****Ford:** SDE339 | E8PZ11350A - **Lester:** 17037 - **Mitsubishi:** M191T66271 - **WAI:** 548320**0670****IMPULSOR DE PARTIDA DO MOTOR DE ARRANQUE**

STARTER DRIVE / IMPULSOR DE PARTIDA

FOTO / Photo pg. 267

**APLICAÇÃO / Application / Aplicación****Ford:** Truck Diesel - **New Holland:** Trator**MOTOR****Ford:** SA739A | E5TZ11002B | E8TZ11002A | E5TF11000AA | E8TF11000AA | F3TU11000AA - **Mitsubishi:** M3T90011 | M3T90071 | M3T90072**EQUIVALENTE / Equivalent****Ford:** SDE330 | E5PZ11350A | E5PF11350AA - **Lester:** 17037 - **Mitsubishi:** M191T65571 - **WAI:** 548303

**0671****IMPULSOR DE PARTIDA DO MOTOR DE ARRANQUE**

STARTER DRIVE / IMPULSOR DE PARTIDA

FOTO / Photo pg. 267

APLICAÇÃO / Application / Aplicación

Magneti Marelli: Viejo - Mazda: 626

EQUIVALENTE / Equivalent

Bosch: 1987BE0020

**0672****IMPULSOR DE PARTIDA DO MOTOR DE ARRANQUE**

STARTER DRIVE / IMPULSOR DE PARTIDA

FOTO / Photo pg. 267

APLICAÇÃO / Application / Aplicación

Ford: Topaz

EQUIVALENTE / Equivalent

Bosch: 9001043259

**0673****IMPULSOR DE PARTIDA DO MOTOR DE ARRANQUE**

STARTER DRIVE / IMPULSOR DE PARTIDA

FOTO / Photo pg. 267

APLICAÇÃO / Application / Aplicación

Nissan: Pick Up | Sentra | Vanette

EQUIVALENTE / Equivalent

Bosch: 9001042060 - WAI: 548321

**0674****IMPULSOR DE PARTIDA DO MOTOR DE ARRANQUE**

STARTER DRIVE / IMPULSOR DE PARTIDA

FOTO / Photo pg. 267

APLICAÇÃO / Application / Aplicación

Ford: Especial/Special - Willys: Especial/Special

EQUIVALENTE / Equivalent

Bosch: 9001043179

**0675****IMPULSOR DE PARTIDA DO MOTOR DE ARRANQUE**

STARTER DRIVE / IMPULSOR DE PARTIDA

FOTO / Photo pg. 267

APLICAÇÃO / Application / Aplicación

Chrysler: Dodge 6cil e 8cil - Motor B 1979...1981

EQUIVALENTE / Equivalent

Bosch: 9001043152

**0676****IMPULSOR DE PARTIDA DO MOTOR DE ARRANQUE**

STARTER DRIVE / IMPULSOR DE PARTIDA

FOTO / Photo pg. 267

APLICAÇÃO / Application / Aplicación

General Motors/Chevrolet: Chevrolet 8 cilindros

EQUIVALENTE / Equivalent

Bosch: 9001043180

**0677****IMPULSOR DE PARTIDA DO MOTOR DE ARRANQUE**

STARTER DRIVE / IMPULSOR DE PARTIDA

FOTO / Photo pg. 267

APLICAÇÃO / Application / Aplicación

Ford: 3600 Tractor - Inter: Especial/Special

MOTOR

Bosch: 0001362048 | 0001362049 | 0001362084 | 0001362100

EQUIVALENTE / Equivalent

Bosch: 2006209463 | 2006209474 | F002G20278 - WAI: 5491140

**0679****IMPULSOR DE PARTIDA DO MOTOR DE ARRANQUE**

STARTER DRIVE / IMPULSOR DE PARTIDA

FOTO / Photo pg. 267

APLICAÇÃO / Application / Aplicación

Nissan: 240SX L4 2.4L 2389cc 1989...1990/1991...1998 | Axxess L4 2.4L 2389cc 1990...1995 | KA24E | Stanza L4 2.4L 2389cc 1990...1992

MOTOR

Mitsubishi: M1M72281 | M1T72281 | M1T72281A - Nissan: 2330030R12 | 2330030R13

**0679****IMPULSOR DE PARTIDA DO MOTOR DE ARRANQUE**

STARTER DRIVE / IMPULSOR DE PARTIDA

FOTO / Photo pg. 267

EQUIVALENTE / Equivalent

Lester: 17161 - Mitsubishi: M191T12671 - Nissan: 2335430R10 - WAI: 548324

**0681****IMPULSOR DE PARTIDA DO MOTOR DE ARRANQUE**

STARTER DRIVE / IMPULSOR DE PARTIDA

FOTO / Photo pg. 267

APLICAÇÃO / Application / Aplicación

Ford: Escort L4 2.0L 1989cc 122cid Diesel 1984...1987 | Tempo L4 2.0L 1989cc 122cid Diesel 1984...1986 - Lincoln: Continental L6 2.4L 146cid Diesel 1984...1985 | Mark VII L6 2.4L 146cid Diesel 1984...1985 - Mercury: Lynx L4 2.0L 1989cc 122cid Diesel 1984...1987 | Topaz L4 2.0L 1989cc 122cid Diesel 1984...1986

EQUIVALENTE / Equivalent

Ford: SD323 | SD324 | E4FZ11350A | E4LY11350A | E4EF11350AA | E4LF11350AA - Lester: 3193 | 3194 - WAI: 54211

**0684****IMPULSOR DE PARTIDA DO MOTOR DE ARRANQUE**

STARTER DRIVE / IMPULSOR DE PARTIDA

FOTO / Photo pg. 267

APLICAÇÃO / Application / Aplicación

Ford: 1000 2-77 Shibaura Diesel 1973...1978 | 1500 2cyl Shibaura Diesel 1979...1982 | 1600 2-77 Shibaura Diesel 1976...1979 | 1700 2-78 Shibaura Diesel 1979...1982  
Isuzu: C190M 1976...1991 | Misc. Industrial Equipment 2AB1 | Misc. Industrial Equipment 3AB1 | Misc. Industrial Equipment C-190 - New Holland: 1000 2-77 Shibaura Diesel 1973...1978 | 1500 2cyl Shibaura Diesel 1979...1982 | 1600 2-77 Shibaura Diesel 1976...1979 | 1700 2-78 Shibaura Diesel 1979...1982

MOTOR

Ishikawajima: 185086050 | 185086051 | 185086052 | 185086140 | 185086141 | 185086350 - Isuzu: 5811000571 | 5811000740 - New Holland: SBA185086050 | SBA185086051 | SBA185086052 | SBA185086141 | SBA185086350 - Nissan: 2330079601

EQUIVALENTE / Equivalent

Hitachi: 21309500 | 212015501 - Lester: 17087 | 17090 | 17299 | 17331 | 18064 | 18298 - WAI: 548117

**0686****IMPULSOR DE PARTIDA DO MOTOR DE ARRANQUE**

STARTER DRIVE / IMPULSOR DE PARTIDA

FOTO / Photo pg. 267

APLICAÇÃO / Application / Aplicación

Bedford: MIDI | Rascal - Effa Motors: Hafei | Towner Junior 2011... - Mitsubishi: Especial/Special

MOTOR

Nippondenso: 280008040 | 280009430 | 1280001290 | 1280001291 | 1280001761 | 1280001860 | 1280003640

EQUIVALENTE / Equivalent

Bedford: 91118533 - Nippondenso: 0283003880 - Suzuki: 3132078310

**0687****IMPULSOR DE PARTIDA DO MOTOR DE ARRANQUE**

STARTER DRIVE / IMPULSOR DE PARTIDA

FOTO / Photo pg. 267

APLICAÇÃO / Application / Aplicación

Nissan: Pathfinder 3.0 V6 gasolina | Terrano

MOTOR

Hitachi: S114516 | S114528 | S114503A | S114516A | S114528A

EQUIVALENTE / Equivalent

Hitachi: 211435551 - Lester: 16817 | 17196 - WAI: 548135

**0691****IMPULSOR DE PARTIDA DO MOTOR DE ARRANQUE**

STARTER DRIVE / IMPULSOR DE PARTIDA

FOTO / Photo pg. 267

APLICAÇÃO / Application / Aplicación

Yanmar: Engine Marine 1GM10L 1 cil, 19.41ci, 0.318L Diesel | Engine Marine 1GM10VE 1 cil, 19.41ci, 0.318L Diesel | Engine Marine 1GMY 1 cil, 19.41ci, 0.318L Diesel | Engine Marine 2GMFL 2 cil Diesel | Engine Marine 2GMFY(E)-E 2 cil Diesel | Engine Marine 2GML 2 cil Diesel | Engine Marine 2GMYE-EC 2 cil Diesel | Engine Marine 3GMFY 3 cil Diesel | Engine Marine 3GMLE 3 cil Diesel | Tractor Engine YM1700 2TR17 1975...1990 | Tractor Engine YM2000 2TR20 1975...1990

MOTOR

Hitachi: 5114146 | 5114244 | 5114417

EQUIVALENTE / Equivalent

Hitachi: 211445002 - Lester: 16710 | 18216 - WAI: 548118

**0701****IMPULSOR DE PARTIDA DO MOTOR DE ARRANQUE**

STARTER DRIVE / IMPULSOR DE PARTIDA

FOTO / Photo pg. 267

APLICAÇÃO / Application / Aplicación

Nissan: Sentra | Sunny | Tsuru

**0701****IMPULSOR DE PARTIDA DO MOTOR DE ARRANQUE**

STARTER DRIVE / IMPULSOR DE PARTIDA

FOTO / Photo pg. 267

EQUIVALENTE / Equivalent

Bosch: 9001042189 - WAI: 5491163

**0702****IMPULSOR DE PARTIDA DO MOTOR DE ARRANQUE**

STARTER DRIVE / IMPULSOR DE PARTIDA

FOTO / Photo pg. 267

APLICAÇÃO / Application / Aplicación

Volkswagen: Golf A2 1987...1992 | Jetta A2 Standard 1987...1992

EQUIVALENTE / Equivalent

Bosch: 9001042299

**0703****IMPULSOR DE PARTIDA DO MOTOR DE ARRANQUE**

STARTER DRIVE / IMPULSOR DE PARTIDA

FOTO / Photo pg. 268

APLICAÇÃO / Application / Aplicación

Volkswagen: Combi Enfriada por Água 1987...2002

EQUIVALENTE / Equivalent

Bosch: 9001042263

**0706****IMPULSOR DE PARTIDA DO MOTOR DE ARRANQUE**

STARTER DRIVE / IMPULSOR DE PARTIDA

FOTO / Photo pg. 268

APLICAÇÃO / Application / Aplicación

Alfa Romeo: Alfa 164TD | Alfa 33TD | Alfa 75TD | Alfa 90TD | Alfetta TD. | Giulietta TD. - Chrysler: Voyager 2.5 TD - Peugeot: 307 XND, XRD, XRDT | 405D 1.9 Diesel

MOTOR

Bosch: 0001218007 | 0001218023 | 0001218125 | 0001218126

EQUIVALENTE / Equivalent

Bosch: 9003336206 - Lucas Indiel: 223854

**0708****IMPULSOR DE PARTIDA DO MOTOR DE ARRANQUE**

STARTER DRIVE / IMPULSOR DE PARTIDA

FOTO / Photo pg. 268

EQUIVALENTE / Equivalent

Cargo: CG231767 - Honda: 312062F5L31 - Johnson Electric: 5712820DV30SM - Utms: 5712820 - WAI: 547002 | 547014 | 547016

**0709****IMPULSOR DE PARTIDA DO MOTOR DE ARRANQUE**

STARTER DRIVE / IMPULSOR DE PARTIDA

FOTO / Photo pg. 268

APLICAÇÃO / Application / Aplicación

Mercedes Benz: 170 SD y 180 SD Arr. Bosch Caz. Grande - Yanmar Engine Marine: Rastrojero com Motor D4M

EQUIVALENTE / Equivalent

Lucas Indiel: 221491

**0711****IMPULSOR DE PARTIDA DO MOTOR DE ARRANQUE**

STARTER DRIVE / IMPULSOR DE PARTIDA

FOTO / Photo pg. 268

APLICAÇÃO / Application / Aplicación

Nissan: 100NX 2.0GTI | Almera 2.0 Gti | Primera 2.0 | Sunny 2.0 - Subaru: Especial/Special

MOTOR

Mitsubishi: M1T72981 | M1T72985 | M1T74781 | M1T74785 | M1T78881

EQUIVALENTE / Equivalent

Hitachi: 2335453J11 - Lester: 17180 | 17246 - Mitsubishi: M191T12571 - Nissan: 2335453J11 - WAI: 548323

**0712****IMPULSOR DE PARTIDA DO MOTOR DE ARRANQUE**

STARTER DRIVE / IMPULSOR DE PARTIDA

FOTO / Photo pg. 268

APLICAÇÃO / Application / Aplicación

Ford: Maverick 2400 1993...1996 - Infiniti: QX4 V6 3.3L 3275cc 1997...2000 - Nissan: Frontier L4 2.4L 2389cc 1998...2001 | Frontier L4 2.4L 2389cc 146cid 2001 | Pathfinder V6 3.3L 3275cc 1996...2000 | Pick Up D21 2400 1992...1998 | Pick Up L4 2.4L 2389cc 1996...1997 | Terrano II 2.4L 1993...1996 | XTerra L4 2.4L 2389cc 2000...2001

MOTOR

Mitsubishi: M1T60281 | M000T60181 - Nissan: 233000W010 | 233000W011 | 233001S770 | 233001S771 | 233001S772 | 233004S100 | 233004S102 | 2330080G10 | 2330086G10 | 2330086G11 | 233001S772R | 233004S102R | 23300F4U010

**0712****IMPULSOR DE PARTIDA DO MOTOR DE ARRANQUE**

STARTER DRIVE / IMPULSOR DE PARTIDA

FOTO / Photo pg. 268

EQUIVALENTE / Equivalent

Lester: 17425 | 17683 | 17685 - Mitsubishi: M191T13471 - WAI: 548325

**0713****IMPULSOR DE PARTIDA DO MOTOR DE ARRANQUE**

STARTER DRIVE / IMPULSOR DE PARTIDA

FOTO / Photo pg. 268

APLICAÇÃO / Application / Aplicación

Fiat: 1100T | 125 | 1300 | 1500 | 1800 | 2300 | Coupe | Familiar | Multicarga - Seat: 1500

MOTOR

Femsa: MTD121 | MTD12H5 - Fiat: 4064058

EQUIVALENTE / Equivalent

Bosch: 9001336205 - Femsa: 1066122 - Fiat: 4063663 - Lucas Indiel: 221832

**0714****IMPULSOR DE PARTIDA DO MOTOR DE ARRANQUE**

STARTER DRIVE / IMPULSOR DE PARTIDA

FOTO / Photo pg. 268

APLICAÇÃO / Application / Aplicación

Dodge: Dodge 1500 1.8 | Pick Up Durango 4x4 - Volkswagen: 1500 1.8

EQUIVALENTE / Equivalent

Bosch: 1987BE0048 - Garef: 6624100 - Lucas Indiel: 221905

**0720****IMPULSOR DE PARTIDA DO MOTOR DE ARRANQUE**

STARTER DRIVE / IMPULSOR DE PARTIDA

FOTO / Photo pg. 268

APLICAÇÃO / Application / Aplicación

Rastrojero: IME reforma AN 115

EQUIVALENTE / Equivalent

Lucas Indiel: 223290

**0721****IMPULSOR DE PARTIDA DO MOTOR DE ARRANQUE**

STARTER DRIVE / IMPULSOR DE PARTIDA

FOTO / Photo pg. 268

APLICAÇÃO / Application / Aplicación

Bobcat: Trator 853 série 12816390 1994 - Clark: Especial/Special - Detroit: Estacionários - Fiat Allis: Grader PG140 e PG160 Ford 7.5L GMA

MOTOR

Remy: 10479605 | 10479608 | 10479612

EQUIVALENTE / Equivalent

Lester: 6594 | 6597 - Remy: 10457122 - WAI: 548408

**0722****IMPULSOR DE PARTIDA DO MOTOR DE ARRANQUE**

STARTER DRIVE / IMPULSOR DE PARTIDA

FOTO / Photo pg. 268

APLICAÇÃO / Application / Aplicación

Case: Grader 845 e 845.2 | Grader FG 140.2 | Pá Carregadeira W20 - Cummins: Especial/Special - Fiat Allis: Com embreagem banhada a óleo Cummins 6BT5.9 | FD 170 - cremalheira a banho de óleo - Komatsu: Escavadeira PC200 Cummins 4B3.9 | Escavadeira PC200 Cummins 4BT3.9 | Escavadeira PC200 Cummins 6B5.9 | Escavadeira PC200 Cummins 6BT5.9 | Escavadeira PC200 Cummins 6BTAA Mack - TCM Equipment Ag: Série 28MT 12/12V - Timberjack: 608, 608 Harvester - Ciber Vibrador

MOTOR

Remy: 1113272 | 1113277 | 1113291 | 10479611 | 10479616 | 10479623 | 10479629 | 10479655

EQUIVALENTE / Equivalent

Lester: 6574 | 6582 | 6592 | 6596 | 6598 - Remy: 10457121 | 10457121L - WAI: 548411

**0723****IMPULSOR DE PARTIDA DO MOTOR DE ARRANQUE**

STARTER DRIVE / IMPULSOR DE PARTIDA

FOTO / Photo pg. 268

APLICAÇÃO / Application / Aplicación

Lister: Petter

MOTOR

Remy: 10479600

EQUIVALENTE / Equivalent

Lester: 6591 - Remy: 10457141 - WAI: 548410

**0729****IMPULSOR DE PARTIDA DO MOTOR DE ARRANQUE**

STARTER DRIVE / IMPULSOR DE PARTIDA

FOTO / Photo pg. 268

## APLICAÇÃO / Application / Aplicación

Ford: Escort 1.6 e 2.0 | Escort Hobby | Escort XR3 | Verona - Volkswagen: Beetle 2.0 | Golf G3 2.0 Syncro | Golf G4 1.8 | Logus 1993... | Passat Alemão | Polo Classic

## MOTOR

Bosch: 0001107003 | 0001107004 | 0001107022 | 0001107023 | 9000081001 | 9000081002

## EQUIVALENTE / Equivalent

Bosch: 1006209579 | 1006209917 | 1006210141 | 9001081010 | F000AL1704 - Cargo: 135086 | 333235 - Lester: 17223 | 17416 - Lucas: TNB010 - Lucas Indiel: 223121 - WAI: 549171

**0731****IMPULSOR DE PARTIDA DO MOTOR DE ARRANQUE**

STARTER DRIVE / IMPULSOR DE PARTIDA

FOTO / Photo pg. 268

## APLICAÇÃO / Application / Aplicación

Renault: R12 | R4 | R6

## EQUIVALENTE / Equivalent

Lucas Indiel: 221902 - Tria: 3902

**0732****IMPULSOR DE PARTIDA DO MOTOR DE ARRANQUE**

STARTER DRIVE / IMPULSOR DE PARTIDA

FOTO / Photo pg. 268

## APLICAÇÃO / Application / Aplicación

Renault: Trafic

## EQUIVALENTE / Equivalent

Lucas Indiel: 223291 - Tria: 4424

**0737****IMPULSOR DE PARTIDA DO MOTOR DE ARRANQUE**

STARTER DRIVE / IMPULSOR DE PARTIDA

FOTO / Photo pg. 268

## APLICAÇÃO / Application / Aplicación

General Motors/Chevrolet: Chevy Diesel - Isuzu: Especial/Special Diesel - Massey Ferguson: Especial/Special - Nissan: Frontier 4x4 2000 | Terrano - ZEN: Utiliza Pinhão ZEN 9488

## MOTOR

Hitachi: S1362 | S1363 | S1370 | S1382 | S1383 | S13100 | S13115 | S13121 | S1362A | S1362B | S1362C | S1370A | S1382A | S114253 | S114254 | S114255 | S114258 | S114264 | S114265 | S114268 | S114290 | S114296 | S114344 | S114374 | S114429 | S114446 | S114449 | S114453 | S114454 | S114457 | S114458 | S114480 | S114253A | S114253B | S114254A | S114254C | S114254D | S114255A | S114258A | S114258B | S114258C | S114264A | S114268A | S1142900 | S114290A | S114290B | S114296A | S114374B | S114401B | S114403B | S114429A | S114481A | S114374B | S1142584C - Isuzu: 891171630 | 891364001 | 891364480 | 892363470 | 8941155650 | 8941155670 | 8941156670 | 8941171630 | 8941333380 | 8941364480 | 8942168781 | 8942168783 | 8942363470 | 8942363471 | 8942387580 | 8942387581  
Nissan: 233005301 | 2330006W61 | 2330017C60 | 2330018C60 | 2330021P00 | 2330022P00 | 23300H5902 | 23300H9100 | 23300H9101 | 23300N5900 | 23300N5902 | 23300N5903 | 23300R2000 | 23300U7500 | 23300U7501 | 23300U7502 | 23300V5300 | 23300V5301 | 23300V5302 | 23300W1000 | 23300W1002 | 23300W7000 | 23300W7001 | 23300Y7000 | 23300Y7001

## EQUIVALENTE / Equivalent

Hitachi: 211435006 | 211455506 | 211475008 | 211485008 | 211495008 - Isuzu: 8941155680 | 8942363471 - Lester: 16584 | 16611 | 16811 | 16986 | 16997 | 18312  
Nissan: 23312H9100 | 23312M4901 | 23312N5900 | 23312N5903 | 23312V5301 | 23312V5302 - WAI: 548104**0740****IMPULSOR DE PARTIDA DO MOTOR DE ARRANQUE**

STARTER DRIVE / IMPULSOR DE PARTIDA

FOTO / Photo pg. 269

## APLICAÇÃO / Application / Aplicación

Fiat: Duna SD | Regatta 2000 | Spazio D | Uno D

## EQUIVALENTE / Equivalent

Lucas Indiel: 227796 | 228135 | 35257798 | 35258135

**0741****IMPULSOR DE PARTIDA DO MOTOR DE ARRANQUE**

STARTER DRIVE / IMPULSOR DE PARTIDA

FOTO / Photo pg. 269

## APLICAÇÃO / Application / Aplicación

Ford: Escort - Peugeot: 504 e 505 Motor 2000

## EQUIVALENTE / Equivalent

Bosch: 1987BE0049 - Lucas Indiel: 227951 | 228137 | 35257952 | 35258137

**0742****IMPULSOR DE PARTIDA DO MOTOR DE ARRANQUE**

STARTER DRIVE / IMPULSOR DE PARTIDA

FOTO / Photo pg. 269

APLICAÇÃO / Application / Aplicación

Ford: Sierra 1.6 - Volkswagen: Gol Argentino

EQUIVALENTE / Equivalent

Lucas Indiel: 227799 | 228136 | 35257802 | 35258136

**0743****IMPULSOR DE PARTIDA DO MOTOR DE ARRANQUE**

STARTER DRIVE / IMPULSOR DE PARTIDA

FOTO / Photo pg. 269

APLICAÇÃO / Application / Aplicación

Fiat: 128 Super Europa | 147 | 147 Brio, SPR, SPT | Duna 1.3 e 1.5. | Fiorino 1.4 e 1.6. | Regatta 85SC | Spazio | Tipo 1.4 e 1.6 | Uno 1.4 e 1.6 | Vivace

EQUIVALENTE / Equivalent

Lucas Indiel: 227965 | 228138 | 35257963 | 35258138

**0744****IMPULSOR DE PARTIDA DO MOTOR DE ARRANQUE**

STARTER DRIVE / IMPULSOR DE PARTIDA

FOTO / Photo pg. 269

APLICAÇÃO / Application / Aplicación

Fiat: 600

MOTOR

Fiat: 870374

EQUIVALENTE / Equivalent

Bosch: 1987BE0050 - Fiat: 4044451 - Lucas Indiel: 221831

**0745****IMPULSOR DE PARTIDA DO MOTOR DE ARRANQUE**

STARTER DRIVE / IMPULSOR DE PARTIDA

FOTO / Photo pg. 269

APLICAÇÃO / Application / Aplicación

Audi: A4 1.6i, 1.8i - General Motors/Chevrolet: Astra 1.8i | Astra 2.0i 16v | Astra 2.0 MPFI | Astra Sedan 1.8i | Astra Sedan 2.0i | Astra Sedan 2.0i 16v | Blazer 2.2 EFI | Ipanema 2.0 MPFI | Kadett 2.0 MPFI | Omega 2.0i | Omega 2.2i | Omega 3.0i | S10 2.2 Gasolina | Suprema 2.0, 2.0i, 3.0i. | Vectra 2.0 16v | Vectra GLS 2.0 | Vectra GSI 2.0i 16v | Zafira 2.0 MPFI | Zafira 2.0 SFI 16v - Peugeot: 306 1.8i, 1.8i 16V 09/1995... | 405 1.8i 09/1995... - Renault: Espace 2.0 16V 10/1998... | Megane 2.0 16V 03/1999... | Scenic RX4 2.0 06/1999... - Seat: Cordoba 1.0 | Cordoba 1.4 | Cordoba 1.4 16V | Cordoba 1.6 | Ibiza 16V - Volkswagen: Gol GTI 16V

MOTOR

Bosch: 0001106012 | 0001106017 | 0001106022 | 0001106023 | 0001106024 | 0001107009 | 0001107012 | 0001107013 | 0001107015 | 0001107017 | 0001107018 | 0001107019 | 0001107025 | 0001107026 | 0001107034 | 0001107044 | 0001107045 | 0001107056 | 0001107070 | 9000081004 | F000AL0103 | F005M00024

EQUIVALENTE / Equivalent

Bosch: 900118103 | 1006209584 | 1006209600 | 1006209686 | 1006209993 | 9001081033 | 9001084038 | F000AL1691 | F000AL1878 - General Motors/Chevrolet: 90421771 - Lucas: TMB584 - Lucas Indiel: 223122 - WAI: 5491129

**0747****IMPULSOR DE PARTIDA DO MOTOR DE ARRANQUE**

STARTER DRIVE / IMPULSOR DE PARTIDA

FOTO / Photo pg. 269

APLICAÇÃO / Application / Aplicación

General Motors/Chevrolet: Corsa 1.0 e 1.4 - Renault: Clio 1.2 e 1.4 | Laguna 1.8 e 2.0 | Megane | R19

MOTOR

Valeo: D6RA6 | D6RA32 | D6RA33 | D6RA39 | D6RA48 | D6RA59 | D6RA61

EQUIVALENTE / Equivalent

Lucas: TDB441 - Lucas Indiel: 221294 - Paris Rhone: 186020 - Valeo: NE830 | 185441 | 594108 - WAI: 549436

**0748****IMPULSOR DE PARTIDA DO MOTOR DE ARRANQUE**

STARTER DRIVE / IMPULSOR DE PARTIDA

FOTO / Photo pg. 269

APLICAÇÃO / Application / Aplicación

Agrale: Caminhão 7000DX-TDX- 8000MA série 7.5T - Case: Trator W20 Cummins 6BT590 - Ford: Cargo 1618 | F12000 MWM | F14000 MWM | F4000 MWM - MWM: Motor 410T, 610T - Puma: 7000 série 79000 MWM 4.10T 03/1996... - Volkswagen: Caminhão MWM X10 | Ônibus | Volks Bus MWM

MOTOR

Bosch: 9000083077

EQUIVALENTE / Equivalent

Bosch: 9001083674 | 9002453078 | 9002453079 - Lucas: TNB674 - Lucas Indiel: 223293



**0749****IMPULSOR DE PARTIDA DO MOTOR DE ARRANQUE**

STARTER DRIVE / IMPULSOR DE PARTIDA

FOTO / Photo pg. 269

## APLICAÇÃO / Application / Aplicación

**BRP:** Sea Doo 947 - **Kawasaki:** 1100 - STX, ZXI E Ultra 150 | 650 - SC, X2 | 750 - SS, ST, STS, STX, SX, SXI, TS, XI, ZXI | 900 - STX, ZXI - **Polaris:** 1050 - SLTH, SLTX | 650 - SL, STD | 700 - Hurricane, SL, SLH, SLT, SLTX | 780 - SL, SLT, SLX | 900 - SL - **Yamaha:** 1100 - Wave Raider, Venture | 1200 / 1200R - GP, XL Wave Runner | 650 - I, II, LX, Super Jet, VXR, VXRPRO, XR | 700/701 Wave Blaster, FX1 Raider, Runner, Super Jet, Venture, VXR | 760 - Wave Blaster II, GP, Raider, Runner

## EQUIVALENTE / Equivalent

**Kawasaki:** 131013701 | 131013703 | 131013705 | 131013706 - **Lester:** 18330 | 18648 - **Polaris:** 3240120 | 4060119 - **WAI:** 548501 - **Yamaha:** 6M68183E0000

**0750****IMPULSOR DE PARTIDA DO MOTOR DE ARRANQUE**

STARTER DRIVE / IMPULSOR DE PARTIDA

FOTO / Photo pg. 269

## APLICAÇÃO / Application / Aplicación

**Chrysler:** Daytona 3.0 | Saragata 3.0 3.0 | Voyager 3.3 V6 1990...1993 - **ZEN:** Utiliza Pinhão ZEN 9307

## MOTOR

**Nippondenso:** 1280007500 | 1280009380

## EQUIVALENTE / Equivalent

**Cargo:** 137950 - **Isuzu:** 8943677720 - **Lester:** 17020 | 17197 | 17216 - **Nippondenso:** 283006860 - **WAI:** 548224

**0751****IMPULSOR DE PARTIDA DO MOTOR DE ARRANQUE**

STARTER DRIVE / IMPULSOR DE PARTIDA

FOTO / Photo pg. 269

## APLICAÇÃO / Application / Aplicación

**Kawasaki:** ATV 300 4x4 | Magnum 2x4 1994... | Magnum 4x4 1994... | Sportsman 4x4 - **Polaris:** 400L 2x4 | 400L Big Boss 6x6 | ATV 300 4x4 | Jet Ski | Magnum 4x4 1994... | Sportman 4x4 | Trail Boss 250, Xplorer 4x4 Todos exceto 325cc | Xplorer 4x4

## EQUIVALENTE / Equivalent

**Mitsuba:** SM13 - **Polaris:** 3084981 - **WAI:** 548505

**0752****IMPULSOR DE PARTIDA DO MOTOR DE ARRANQUE**

STARTER DRIVE / IMPULSOR DE PARTIDA

FOTO / Photo pg. 269

## APLICAÇÃO / Application / Aplicación

**Daewoo:** Lanos 1.3 - 1.5 | Le Mans 1.5 - 1.6 | Nexia 1.5 - 1.6 | Racer - **General Motors/Chevrolet:** Saturno 91 - **Opel:** Astra 1.6 | Corsa 1.6 | Vectra 1.6

## MOTOR

**Remy:** 9000751 | 9000756 | 9000758 | 21020892 | 21020893 | 21021366 | 21021648

## EQUIVALENTE / Equivalent

**Bosch:** 1987BE0051 - **Cargo:** 136342 | 233950 - **Lester:** 6401 | 6432 | 6433 - **Lucas Indiel:** 223333 - **Remy:** 10472809 | 10497257 - **WAI:** 54152

**0753****IMPULSOR DE PARTIDA DO MOTOR DE ARRANQUE**

STARTER DRIVE / IMPULSOR DE PARTIDA

FOTO / Photo pg. 269

## APLICAÇÃO / Application / Aplicación

**Ford:** Escort Audi - **Volkswagen:** Apollo | Logus

## EQUIVALENTE / Equivalent

**Lucas Indiel:** 228229 | 35258229

**0754****IMPULSOR DE PARTIDA DO MOTOR DE ARRANQUE**

STARTER DRIVE / IMPULSOR DE PARTIDA

FOTO / Photo pg. 269

## APLICAÇÃO / Application / Aplicación

**Yamaha:** LX500

## MOTOR

**Yamaha:** 6k8818071000

## EQUIVALENTE / Equivalent

**WAI:** 0015

**0755****IMPULSOR DE PARTIDA DO MOTOR DE ARRANQUE**

STARTER DRIVE / IMPULSOR DE PARTIDA

FOTO / Photo pg. 269

## APLICAÇÃO / Application / Aplicación

**Ford:** Cargo 7.8 lts | F800 - **General Motors/Chevrolet:** Caminhão 14190 | Truck - **TCM Equipment Ag:** Série 37MT 12/24V - **Volkswagen:** Caminhão 13.210 Cummins 6 cil Turbo | Caminhão 14.210 Cummins 6 cil Turbo | Caminhão 22.210 Cummins 6 cil Turbo

**0755****IMPULSOR DE PARTIDA DO MOTOR DE ARRANQUE**

STARTER DRIVE / IMPULSOR DE PARTIDA

FOTO / Photo pg. 269

**MOTOR**

**John Deere:** E48134 - **Remy:** 323818 | 323834 | 323835 | 323836 | 323837 | 323839 | 323840 | 323849 | 323868 | 323869 | 323879 | 323880 | 1990308 | 1990309 | 1990311 | 1990312 | 1990315 | 1990318 | 1990326 | 1990347 | 1990499 | 1993701 | 1993702 | 1993705 | 1993712 | 1993723 | 1993726 | 1993738 | 1993741 | 1993744 | 1993754 | 1993756 | 1993759 | 1993761 | 1993762 | 1993767 | 1993769 | 1993789 | 1993790 | 1993792 | 1993793 | 1993799 | 1993800 | 1993817 | 1993818 | 1993819 | 1993829 | 1993832 | 1993837 | 1993850 | 1993854 | 1993855 | 1993862 | 1993866 | 1993879 | 1993880 | 1993881 | 1993886 | 1993893 | 1993894 | 1993903 | 1993905 | 1993914 | 1993917 | 1993921 | 1993947 | 1993950 | 1993951 | 1993954 | 1993955 | 1993956 | 1993957 | 1993963 | 1993970 | 1993971 | 1993981 | 1993986 | 1993988 | 1993994 | 10461001 | 10461002 | 10461003 | 10461005 | 10461006 | 10461015 | 10461039 | 10461044 | 10461069 | 10478806 | 10478814 | 10478819 | 10478831 | 10478890 | 10478921 | 10478928 | 10478929 | 10478930 | 10478953 | 10478957 | 10478976 | 10479015 | 10479016 | 10479020 | 10479035 | 10479036 | 10479054 | 10479068 | 10479069

**EQUIVALENTE / Equivalent**

**Bosch:** 1987BE0046 - **Facet:** 10621 | 10639 - **Ford:** E6HZ11350A - **Lester:** 6204 | 6348 | 6391 | 6410 | 6467 - **Remy:** 1986244 - **WAI:** 54131S

**0756****IMPULSOR DE PARTIDA DO MOTOR DE ARRANQUE**

STARTER DRIVE / IMPULSOR DE PARTIDA

FOTO / Photo pg. 269

**APLICAÇÃO / Application / Aplicación**

**Alfa Romeo:** 159 2.2 JTS | Brera 2.2 JTS | Spider 2.2 JTS - **Cadillac:** Escalade 5.7 - **Fiat:** Croma 2.2 16V - **General Motors/Chevrolet:** Blazer 4.3 V6 1996 | Cavalier 2.4 | Malibu 2.4 | S10 4.3 V6 | Safari XT 4.3 V6 | Silverado 6.0 - 8.1 | Suburban 5.7 - 7.4 - 8.1 - **Hyster:** H80XM - **Opel:** Astra G 2.2 16V | Signum 2.0 Turbo - 2.2 | Speedster 2.2 | Vectra 2.2 16V | Vectra C 2.2 16V - 2.2 16V GTS | Zafira A 2.2 16V | Zafira A 2.2 16V - **Pontiac:** Grand AM 2.4 | Grand AM 2.4 | Sunfire 2.4 | Sunfire 2.4 Audi - **Saab:** 42803 1.8 - 2.0 Turbo | 9-3 1.8 Turbo - 2.0 Turbo

**MOTOR**

**Fiat:** 55350543 | 55352105 - **Remy:** 8000321 | 9000786 | 9000796 | 9000798 | 9000804 | 9000806 | 9000819 | 9000820 | 9000821 | 9000822 | 9000834 | 9000835 | 9000850 | 9000851 | 9000853 | 9000860 | 9000965 | 10465167 | 10465293 | 10465309 | 10465386 | 10465554

**EQUIVALENTE / Equivalent**

**Bosch:** 1987BE0052 - **Cargo:** 138216 - **Lester:** 6449 | 6470 | 6472 | 6480 | 6482 | 6560 | 6561 | 6562 | 6563 - **Remy:** 10465293 | 10475616 | 10475616L - **WAI:** 54155

**0758****IMPULSOR DE PARTIDA DO MOTOR DE ARRANQUE**

STARTER DRIVE / IMPULSOR DE PARTIDA

FOTO / Photo pg. 270

**APLICAÇÃO / Application / Aplicación**

**Nissan:** Empilhadeira | Forklift

**MOTOR**

**Mitsubishi:** M1T60381 - **Nissan:** 23300k9160

**EQUIVALENTE / Equivalent**

**Lester:** 17437 - **Mitsubishi:** M191T13571 - **WAI:** 548327

**0760****IMPULSOR DE PARTIDA DO MOTOR DE ARRANQUE**

STARTER DRIVE / IMPULSOR DE PARTIDA

FOTO / Photo pg. 270

**APLICAÇÃO / Application / Aplicación**

**Kawasaki:** F2100 | F2103 | F2105 | F2300 | F2303 | F2305

**MOTOR**

**Bosch:** 0001364203 | 0001364206

**EQUIVALENTE / Equivalent**

**Bosch:** 2006209537 - **WAI:** 5491162

**0762****IMPULSOR DE PARTIDA DO MOTOR DE ARRANQUE**

STARTER DRIVE / IMPULSOR DE PARTIDA

FOTO / Photo pg. 270

**APLICAÇÃO / Application / Aplicación**

**Ford:** Escort Audi 827 c/ MQ | Verona

**EQUIVALENTE / Equivalent**

**Lucas Indiel:** 228368 | 228384 | 35258384

**0764****IMPULSOR DE PARTIDA DO MOTOR DE ARRANQUE**

STARTER DRIVE / IMPULSOR DE PARTIDA

FOTO / Photo pg. 270

**APLICAÇÃO / Application / Aplicación**

**KHD:** 715 F2 L 1011 | 716 F3 L 1011 | 717 F4 L 1011 | 721 BF4 L 1011

**MOTOR**

**Bosch:** 0001362700 | 0001362701 | 0001362702

**0764****IMPULSOR DE PARTIDA DO MOTOR DE ARRANQUE**

STARTER DRIVE / IMPULSOR DE PARTIDA

FOTO / Photo pg. 270

EQUIVALENTE / Equivalent

Bosch: 2006209465 | F000AL1879 - Lester: 17318 - WAI: 549179

**0765****IMPULSOR DE PARTIDA DO MOTOR DE ARRANQUE**

STARTER DRIVE / IMPULSOR DE PARTIDA

FOTO / Photo pg. 270

APLICAÇÃO / Application / Aplicación

Bedford: MIDI - Innocenti: MINI 3 Cil

EQUIVALENTE / Equivalent

Lester: 17152 | 17565 - Nippondenso: 283004320 - WAI: 548231

**0767****IMPULSOR DE PARTIDA DO MOTOR DE ARRANQUE**

STARTER DRIVE / IMPULSOR DE PARTIDA

FOTO / Photo pg. 270

APLICAÇÃO / Application / Aplicación

Hummer: H1

EQUIVALENTE / Equivalent

Lester: 6609 - Prestolite: DRA3002D - WAI: 54501

**0768****IMPULSOR DE PARTIDA DO MOTOR DE ARRANQUE**

STARTER DRIVE / IMPULSOR DE PARTIDA

FOTO / Photo pg. 270

APLICAÇÃO / Application / Aplicación

Fiat: 500DT | 500F | 500I | 500R

MOTOR

Fiat: 4117351 | 4117464 - Magneti Marelli: 63220107 | 63220108 | 63220137

EQUIVALENTE / Equivalent

Fiat: 4120550

**0769****IMPULSOR DE PARTIDA DO MOTOR DE ARRANQUE**

STARTER DRIVE / IMPULSOR DE PARTIDA

FOTO / Photo pg. 270

APLICAÇÃO / Application / Aplicación

Fiat: 133 | 133L | 600

MOTOR

Fiat: 7533231

EQUIVALENTE / Equivalent

Fiat: 9939837 - Lucas Indiel: 222501

**0770****IMPULSOR DE PARTIDA DO MOTOR DE ARRANQUE**

STARTER DRIVE / IMPULSOR DE PARTIDA

FOTO / Photo pg. 270

APLICAÇÃO / Application / Aplicación

Daewoo: Cielo | Espero GM 2000 | Espero CD 2000 | Racer - General Motors/Chevrolet: Astra 1.8 | Blazer V6 | Lanos | Nubira | S10 | Vectra CD | Zafira - Opel: Vectra CD 2000

MOTOR

Remy: 9000794 | 9000846

EQUIVALENTE / Equivalent

Bosch: 1987BE0021 - Lester: 6445 | 6481 - Lucas: TDB974 - Lucas Indiel: 223294 - Remy: 10451980 | 10475974 - WAI: 54157

**0771****IMPULSOR DE PARTIDA DO MOTOR DE ARRANQUE**

STARTER DRIVE / IMPULSOR DE PARTIDA

FOTO / Photo pg. 270

APLICAÇÃO / Application / Aplicación

Peugeot: 504 XD2 Diesel 1995... - Renault: Pick Up Rodeo 4 cil 2.1 Diesel | R18 4 cil 2.1 Diesel | Trafic 352 4 cil 2.1 Diesel | Trafic T312 4 cil 2.1 Diesel | Trafic TA12 4 cil 2.1 Diesel | Trafic TA52 4 cil 2.1 Diesel

MOTOR

Lucas Indiel: 35257880

EQUIVALENTE / Equivalent

Lucas Indiel: 227911 | 35257911

**0772****IMPULSOR DE PARTIDA DO MOTOR DE ARRANQUE**

STARTER DRIVE / IMPULSOR DE PARTIDA

FOTO / Photo pg. 270

**APLICAÇÃO / Application / Aplicación**Ford: Pick Up F100 MWM | Pick Up F1000 MWM | Pick Up F150 MWM | Pick Up F4000 MWM - **MWM:** Motor 4 cil**MOTOR**

Lucas Indiel: 35258240

**EQUIVALENTE / Equivalent**

Lucas Indiel: 228266 | 35258266

**0773****IMPULSOR DE PARTIDA DO MOTOR DE ARRANQUE**

STARTER DRIVE / IMPULSOR DE PARTIDA

FOTO / Photo pg. 270

**APLICAÇÃO / Application / Aplicación**

Sea Doo: 110 1995 | 580 1995 | 650 1995 | 720 1995 | GSX Bombardier | GTI Bombardier | GTS Bombardier | GTX Bombardier | HX Bombardier | SP Bombardier | SP1 | Todos os modelos exceto 951 | XP

**MOTOR**Nippondenso: 1280004860 | 1280004861 | 1280004880 - **ZEN:** 12716**EQUIVALENTE / Equivalent**Lester: 17605 | 18416 - **Nippondenso:** 0283006000 | 0283007710 | 0283007711 - **Sea Doo:** 295500089 - **WAI:** 548239**0774****IMPULSOR DE PARTIDA DO MOTOR DE ARRANQUE**

STARTER DRIVE / IMPULSOR DE PARTIDA

FOTO / Photo pg. 270

**APLICAÇÃO / Application / Aplicación**

**Cadillac:** DeVille V8 4.6L 281cid Gasolina 1995...2000 | Eldorado V8 4.6L 281cid Gasolina 1995...2000 | Seville V8 4.6L 281cid 1995...2000 | Seville V8 4.6L 281cid Gasolina 1995...2000 - **General Motors/Chevrolet:** 6500 Kodiak GM 7.0L(427) V8 Gasolina 1996 | B7 V8 7.0L 7011cc 427cid 1995...1998 | C4500 Kodiak V8 8.1L 496cid 2003...2006 | C5500 Kodiak V8 8.1L 496cid 2003...2006 | C5500 Kodiak GM 6.0L(366) V8 Gasolina 1996...1998 | C5500 Kodiak GM 7.0L(427) V8 Gasolina 1996...1998 | C5500 Kodiak GM 7.4L(454) V8 Gasolina 1999...2000 | C5500 Kodiak GM 8.1L(496) V8 Gasolina 2001...2002 | C60 GM 6.0L(366) V8 Gasolina 1996...1998 | C60 GM 7.0L(427) V8 Gasolina 1996...1998 | C60 GM 7.4L(454) V8 Gasolina 1999...2000 | C60 GM 8.1L(496) V8 Gasolina 2001...2002 | C60 Kodiak V8 6.0L 366cid 1996 | C60 Kodiak V8 7.0L 7011cc 427cid 1996 | C6500 Kodiak V8 6.0L 366cid 1997...1998 | C6500 Kodiak V8 7.0L 7011cc 427cid 1997...1998 | C6500 Kodiak V8 7.4L 454cid 1999...2000 | C6500 Kodiak V8 8.1L 496cid 2001...2006 | C70 GM 6.0L(366) V8 Gasolina 1996...1998 | C70 GM 7.0L(427) V8 Gasolina 1996...1998 | C70 GM 7.4L(454) V8 Gasolina 1999...2000 | C70 GM 8.1L(496) V8 Gasolina 2001...2002 | C70 Kodiak V8 6.0L 366cid 1996 | C70 Kodiak V8 7.0L 7011cc 427cid 1996 | C7500 Kodiak 8 Cil 7.0L 7011cc 427cid 1996 | C7500 Kodiak V8 6.0L 366cid GM 6.0L(366) V8 Gasolina 1997...1998 | C7500 Kodiak V8 7.0L 7011cc 427cid 1997...1998 | C7500 Kodiak V8 7.4L 454cid 1999...2000 | C7500 Kodiak V8 8.1L 496cid 2001...2006 | C7500 Kodiak GM 6.0L(366) V8 Gasolina 1996 | C7C7500 Kodiak V8 6.0L 366cid 1997...1998 | C80 GM 6.0L(366) V8 Gasolina 1996...1998 | C80 GM 7.0L(427) V8 Gasolina 1996...1998 | C80 GM 7.4L(454) V8 Gasolina 1999...2000 | C80 GM 8.1L(496) V8 Gasolina 2001...2002 | Kodiak C8500 GM 6.0L(366) V8 Gasolina 1996...1998 | Kodiak C8500 GM 7.0L(427) V8 Gasolina 1996...1998 | Kodiak C8500 GM 7.4L(454) V8 Gasolina 1999...2000 | Kodiak C8500 GM 8.1L(496) V8 Gasolina 2001...2006 | T5500 GM 6.0L(366) V8 Gasolina 1996...1998 | T6500 V8 6.0L 366cid 1997...1998 | T7500 V8 6.0L 366cid 1997...1998 - **GMC:** B7 V8 6.0L 366cid 1995...1998 | B7 V8 7.0L 7011cc 427cid 1995...1998 | C4500 Topkick V8 8.1L 496cid 2003...2006 | C5500 Topkick 8 Cil 8.1L 496cid GM 8.1L(496) V8 Gasolina 2002 | C5500 Topkick V8 8.1L 496cid 2003...2006 | C5500 Topkick GM 7.0L(427) V8 Gasolina 1996...1998 | C5500 Topkick GM 7.4L(454) V8 Gasolina 1999...2000 | C5500 Topkick GM 8.1L(496) V8 Gasolina 2001 | C5C5500 Topkick GM 6.0L(366) V8 Gasolina 1996...1998 | C6000 GM 6.0L(366) V8 Gasolina 1996...1998 | C6000 GM 7.0L(427) V8 Gasolina 1996...1998 | C6000 GM 7.4L(454) V8 Gasolina 1999...2000 | C6000 GM 8.1L(496) V8 Gasolina 2001...2002 | C6000 Topkick V8 7.0L 7011cc 427cid 1996 | C6500 Topkick V8 7.0L 7011cc 427cid 1997...1998 | C6500 Topkick V8 8.1L 496cid 2001...2006 | C6500 Topkick GM 7.0L(427) V8 Gasolina 1996 | C7000 GM 7.0L(427) V8 Gasolina 1996...1998 | C7000 GM 8.1L(496) V8 Gasolina 2001...2002 | C7000 Topkick V8 7.0L 7011cc 427cid 1996 | C7500 Topkick V8 6.0L 366cid 1997...1998 | C7500 Topkick V8 7.0L 7011cc 427cid 1997...1998 | C7500 Topkick V8 7.4L 454cid 1999...2000 | C7500 Topkick V8 8.1L 496cid 2001...2006 | C7500 Topkick GM 6.0L(366) V8 Gasolina 1996 | C80 GM 6.0L(366) V8 Gasolina 1996...1998 | C80 GM 7.0L(427) V8 Gasolina 1996...1998 | C80 GM 7.4L(454) V8 Gasolina 1999...2000 | C80 GM 8.1L(496) V8 Gasolina 2001...2002 | T5500 GM 6.0L(366) V8 Gasolina 1996...1998 | T6500 V8 6.0L 366cid 1997...1998 | T7500 V8 6.0L 366cid 1997...1998 | Topkick C8500 GM 6.0L(366) V8 Gasolina 1996...1998 | Topkick C8500 GM 7.0L(427) V8 Gasolina 1996...1998 | Topkick C8500 GM 7.4L(454) V8 Gasolina 1999...2000 | Topkick C8500 GM 8.1L(496) V8 Gasolina 2001...2006 - **Oldsmobile:** Aurora V8 4.0L 244cid 1995...1999

**MOTOR**

Remy: 323489 | CM9805 | 9000805 | 9000812 | 10465294

**EQUIVALENTE / Equivalent**Lester: 6452 | 6471 - **Remy:** 10476642 - **WAI:** 54156**0775****IMPULSOR DE PARTIDA DO MOTOR DE ARRANQUE**

STARTER DRIVE / IMPULSOR DE PARTIDA

FOTO / Photo pg. 270

**APLICAÇÃO / Application / Aplicación**Citroën: Ax | AX 1.4 diesel | AX Sport | BX14 | BX16 | MOT | XM 2.0i | XU10 - **Peugeot:** 205 | 205GTI | 305 | 307 | 405 | 605 | Rallye - **Renault:** Ônibus**MOTOR**

Valeo: D6RA5 | D6RA6 | D6RA12 | D6RA16 | D6RA18 | D6RA20 | D6RA23 | D6RA26 | D6RA37 | D6RA38 | D6RA41 | D6RA45 | D6RA51 | D6RA57 | D6RA66 | D6RA72

**EQUIVALENTE / Equivalent**Citroën: 96017849 - **Lucas:** TMB281 - **Lucas Indiel:** 223900 - **Paris Rhone:** 182412 | 184448 | 594029 | 594031 - **Valeo:** NE778 | NE784 | 184448 | 594029 | 594031

**0776****IMPULSOR DE PARTIDA DO MOTOR DE ARRANQUE**

STARTER DRIVE / IMPULSOR DE PARTIDA

FOTO / Photo pg. 270

**APLICAÇÃO / Application / Aplicación**

**Caterpillar:** Carregadeira 916 1986...1992 | Carregadeira 926 1984...1987 | Carregadeira 926E 1987...1993 | Duty 3204 Motor Médio 1985...1993 | Escavadeira 943 3204 1985...1992 | Escavadeira 215B 1985...1992 | Escavadeira 953 3204 1985...1992 | Transportador de Ferramentas IT18B 3204 1986...1992 | Transportador de Ferramentas IT28B 3204 1986...1993 | Trator Esteira D4H 3204 1985...1996

**MOTOR****Bosch:** 2006202000 | 2006209000 - **Cargo:** 131766 | 232632**EQUIVALENTE / Equivalent****Lester:** 3048 | 3055 | 3064 | 3809 | 3884 | 3885 | 3894 | 3895 | 3931 | 18020 | 18021 | 18928 | 30011 | 30019 | 32949**0778****IMPULSOR DE PARTIDA DO MOTOR DE ARRANQUE**

STARTER DRIVE / IMPULSOR DE PARTIDA

FOTO / Photo pg. 270

**APLICAÇÃO / Application / Aplicación**

**Fiat:** Escavadeira FH400 8215 Hitachi 13.8L Diesel - **Fiat Allis:** Carregadeira FL-14D 8205 Diesel Diesel 1985...1986 | Carregadeira FL-20 8215 Diesel Diesel 1979...1995 | Carregadeira FR-20 8215 Diesel Diesel 1987...1991 | Carregadeira FR-20B 8215 Diesel Diesel 1986...1995 | Escavadora FH-400 8215 Diesel Diesel 1990...1993 | Escavadora FE-45 8215 Diesel Diesel 1988...1993 | Trator 14CL 8205 Diesel 1986...1989 | Trator 14C 8205 Diesel 1986...1989 | Trator FA-200 8215 Diesel Diesel 1984...1990 | Trator FD-14 8205 Diesel 1984...1989 | Trator FD-20 8215 Diesel 1981...1995

**0779****IMPULSOR DE PARTIDA DO MOTOR DE ARRANQUE**

STARTER DRIVE / IMPULSOR DE PARTIDA

FOTO / Photo pg. 271

**APLICAÇÃO / Application / Aplicación****Fiat:** Fiorino | Palio 1.0 | Palio Weekend 1.5 | Siena | Strada | Tipo 1.6 | Uno**MOTOR**

**Fiat:** 7772459 | 7772462 | 7785949 | 7796598 | 46417006 | 46429594 | 46465475 - **Magneti Marelli:** 7733966 | 7772459 | 7772462 | 7785949 | 46414994 | 46415504 | 46417006 | 46429594 | 46465475 | 63101000 | 63101002 | 63102003 | 63102004 | 63102007 | 63102008 | 63103002 | 63103003 | 63201008 | 63222889 | 63222900 | 63222901 | 63222905 | 63222908 | 63222909 | 63222936 | 63223035 | 63223085 | 63223101 | 63223108 | 63223109 | 63223200 | 63223303 | 631101002

**EQUIVALENTE / Equivalent****Bosch:** 1987BE0124 - **Fiat:** 9945556 - **Lucas:** TMB009 - **Lucas Indiel:** 223307 - **WAI:** 549310**0781****IMPULSOR DE PARTIDA DO MOTOR DE ARRANQUE**

STARTER DRIVE / IMPULSOR DE PARTIDA

FOTO / Photo pg. 271

**APLICAÇÃO / Application / Aplicación****Farymann:** Marine 36A 0.6L Diesel | Marine 36E 0.6L Diesel | Marine 41A 0.7L Diesel | Marine 41E 0.7L Diesel**MOTOR****Bosch:** 0001317024**EQUIVALENTE / Equivalent****Bosch:** 1006209555 - **Lester:** 18255 - **WAI:** 549181**0783****IMPULSOR DE PARTIDA DO MOTOR DE ARRANQUE**

STARTER DRIVE / IMPULSOR DE PARTIDA

FOTO / Photo pg. 271

**APLICAÇÃO / Application / Aplicación**

**Buick:** Century 4 cil 2.2L | Regal V6 3.1 - **General Motors/Chevrolet:** Cavalier 4 cil 1996 | Lumina V6 3.1 lts e 4.0 lts | Minivan 3.4 lts | Monte Carlo V6 3.1 lts | MPV V6 3.4 lts - **Hyster:** Empilhadeira H55XM GM 2.2 - **Jeep:** Cherokee

**MOTOR****Remy:** 2058 | 1358859 | 10455069 | 10455081**EQUIVALENTE / Equivalent****Lester:** 6473 | 6474 | 6483 - **Remy:** 10487536 - **WAI:** 54166 | 54167**0784****IMPULSOR DE PARTIDA DO MOTOR DE ARRANQUE**

STARTER DRIVE / IMPULSOR DE PARTIDA

FOTO / Photo pg. 271

**APLICAÇÃO / Application / Aplicación****Case:** Colheitadeira**MOTOR****Bosch:** 0001367061**EQUIVALENTE / Equivalent****Bosch:** 2006209434 - **Lester:** 17308 - **Lucas Indiel:** 223908 - **WAI:** 549183

**0785****IMPULSOR DE PARTIDA DO MOTOR DE ARRANQUE**

STARTER DRIVE / IMPULSOR DE PARTIDA

FOTO / Photo pg. 271

**APLICAÇÃO / Application / Aplicación**

**Isuzu:** Engines Industrial Misc. Equipment 3AE1 - **Yanmar:** Engine Marine 3HM 3 cil Diesel 1980...1984 | Engine Marine 3HM35 3 cil Diesel 1982...1992 | Engine Marine 3HMF 3 cil Diesel 1980...1984 | Engine Marine 4JH 4 cil Diesel 1982...1990 | Engine Marine 4JH-DTE 4 cil Diesel 1982...1990 | Engine Marine 4JH-HT 4 cil Diesel 1982...1990 | Engine Marine 4JH-HT-Z 4 cil Diesel 1982...1990 | Engine Marine 4JH-T 4 cil Diesel 1982...1990 | Engine Marine 4JH-TE 4 cil Diesel 1982...1990 | Engine Marine 4JH-TZ 4 cil Diesel 1982...1990 | Engine Marine 4JHE 4 cil Diesel 1982...1990 | Engine Marine 4JHZ 4 cil Diesel 1982...1990 | Engine Marine KBW-20 0000 | Engine Marine KBW-21 0000 | Engines Industrial 3D84-1C 1983...2004 | Engines Industrial 3T90L 1976...1982 | Tractor YM2210 2T90 Engine 1982...1990 | Tractor YM2610 3T80D Engine 1982...1990 | Tractor YM3000 3T84 Engine 1982...1990

**MOTOR****Hitachi:** 51279 | 51337 | 51341 | 51277A | 51341A**EQUIVALENTE / Equivalent****Hitachi:** 213065002 - **Lester:** 18204 | 18208 | 18295 - **WAI:** 548127 | 548146**0786****IMPULSOR DE PARTIDA DO MOTOR DE ARRANQUE**

STARTER DRIVE / IMPULSOR DE PARTIDA

FOTO / Photo pg. 271

**APLICAÇÃO / Application / Aplicación**

**Fiat:** 500 (Cinquecento) 704, 903 | Palio 1.5 | Panda Fire 750 1.0 | Strada | Tempra | Tipo 1.1, 1.4, 1.6, 2.0 | Uno Fire 45 - **Kia:** Besta 1000cc - **Lancia:** Dedra I.E 1.6  
**Renault:** R12 | Trafic Gasolina 1995 - **Seat:** Ibiza | Malaga | Ronda

**MOTOR**

**Magneti Marelli:** 63221800 | 63221830 | 63221832 | 63221834 | 63221890 | 63221892 | 63222831 | 63222832 | 63222833 | 63222836 | 63222837 | 63222838 | 63222897 | 63223001 | 63223031 | 63223032 | 63223033 | 63223034

**EQUIVALENTE / Equivalent****Bosch:** 1987BE0053 - **Fiat:** 9939915 | 9940577 | 9941300 | 9941306 - **Lucas:** TMM901 - **Lucas Indiel:** 223124 - **WAI:** 549311**0787****IMPULSOR DE PARTIDA DO MOTOR DE ARRANQUE**

STARTER DRIVE / IMPULSOR DE PARTIDA

FOTO / Photo pg. 271

**APLICAÇÃO / Application / Aplicación**

**Citroën:** Saxo 1.0 / 1.4 | Xantia 1.6 / 1.8i / 2.0i 16V | XM 2.0i | Xsara 1.8 / 2.0 16V | ZX 1.0 / 1.4 / 1.6 / 1.8 / 2.0 16V - **JPX:** Jeep XUD9A - **Peugeot:** 106 1.0 | 205 | 206 | 306 1.6 / 1.8 / 2.0 / 2.0 16V | 405 1.6 / 1.8 / 1.9 / 2.0 | 406 1.6 / 1.8 / 2.0 16V - **Renault:** Espace | Laguna 16V | Master | Safrane V6 | Trafic Gasolina - **Volvo:** S40

**MOTOR****Valeo:** D6RA53 | D6RA63 | D6RA141 | D6RA511 | D6RA571 | D6RA572 | D6RA661 | D6RA721**EQUIVALENTE / Equivalent****Lester:** 17667 - **Lucas Indiel:** 221293 - **Valeo:** NE875 | 186867 | 186938 | 187960 | 188887 | 594214 - **WAI:** 549434**0790****IMPULSOR DE PARTIDA DO MOTOR DE ARRANQUE**

STARTER DRIVE / IMPULSOR DE PARTIDA

FOTO / Photo pg. 271

**APLICAÇÃO / Application / Aplicación****Nissan:** CD 17 | CD 20 | Cherry | Forklift | Patrol 3.3 D | Stanza | Sunny 1.7 D | Vanette D - **ZEN:** Utiliza Pinhão ZEN 9527**MOTOR**

**Hitachi:** S1347 | S1350 | S1356 | S1365 | S1369 | S1381 | S13102 | S13104 | S1347A | S1350A | S1356A | S1366A | S114357 | S13105A | S13666A | S114357A | S114357B | S114357C | S114395A | S114935A | S1143557A - **Nissan:** 23300 | 233000 | 2330000 | 233000500 | 233000703 | 23300V700 | 2330006W61 | 2330010G02 | 2330011M00 | 2330011M02 | 2330011MOO | 2330011N00 | 2330038W00 | 2330054A01 | 2330083W00 | 23300V0700 | 23300V0702 | 23300V0703 | 23300V0705 | 23300V0706 | 23300V7260 | 23300V0703 | 23300W2500 | 23300W2804 | 23300054A01 | 23300100G02 | 23300V07702 - **Porsche:** S1350 | S1369 | S1347A | 2330000 | 23300W2804

**EQUIVALENTE / Equivalent**

**Cargo:** 135091 - **Hitachi:** 21301502 | 211415507 | 211485501 | 213065001 | 213075004 - **Lester:** 16733 | 16809 | 18053 | 18054 | 18061 - **Nissan:** 2354V0700 | 2331210G00 | 2331211M00 | 23354V0700 - **Porsche:** 21301502 | 213065001 | 213075004 | 2331211M00 | 23354V0700 - **WAI:** 548133

**0791****IMPULSOR DE PARTIDA DO MOTOR DE ARRANQUE**

STARTER DRIVE / IMPULSOR DE PARTIDA

FOTO / Photo pg. 271

**APLICAÇÃO / Application / Aplicación****Nissan:** 200SX L4 | 310 | Stanza - **ZEN:** Utiliza Pinhão ZEN 9528**MOTOR**

**Hitachi:** S114252 | S114322 | S114393 | S114252A | S114252C | S114252E | S114252F | S114322A | S114403B - **Nissan:** 2330000 | 23300000 | 2330005P01 | 23300D0300 | 23300D0301 | 23300M4900 | 23300M4901 | 23300M4903 | 23300M4904

**EQUIVALENTE / Equivalent****Hitachi:** 211435507 - **Lester:** 16694 | 16803 | 16982 - **Nissan:** 23312M4902 - **WAI:** 548132

**0792****IMPULSOR DE PARTIDA DO MOTOR DE ARRANQUE**

STARTER DRIVE / IMPULSOR DE PARTIDA

FOTO / Photo pg. 271

## APLICAÇÃO / Application / Aplicación

**Carrier:** Isuzu C201 - **Thermo King:** CG-II M12 Isuzu 2.0L (TK C201) Diesel 1990...2004 | CG-II M20 Isuzu 2.0L (TK C201) Diesel 1990...2004 | CG-II M22 Isuzu 2.0L (TK C201) Diesel 1990...2004 | CG-II M30 Isuzu 2.0L (TK C201) Diesel 1990...2004 | NWD | SB-II Isuzu 2.0L (TK C201) Diesel | SB-II 30 di / TC | SB-II 30 MAX | SB-III | SB-III Isuzu 2.0L (TK C201) Diesel 1980...1989 | SB-III MAX | SB-III SR | Sentry Isuzu 2.0L (TK C201) Diesel | Sentry SD1200 Isuzu C201 | Sentry 30 di / TC | SNWD | Super II Isuzu 2.0L (TK C201) Diesel | Super II 30 / MAX Isuzu 2.0L (TK C201) Diesel | Super NWD - **ZEN:** Utiliza pinhão ZEN 9526

## MOTOR

**Carrier Transcold:** 20451285 | 20451993 - **Cummins:** 3675148RX | 3675149RX - **Isuzu:** 5811001980 | 5811001981 | 5811001982 | 8941475492 | 8941492490 | 8944299770 | 8944299780 | 8971185420 | 8971463383 | 8972105050 - **Thermo King:** 451229 | 451263 | 451285 | 451671 | 451993 | 8451263 | 8451285 | 10451285 | 10451671 | 10451993 | 41044000

## EQUIVALENTE / Equivalent

**Cargo:** 133605 - **Hitachi:** 213035009 | 213075002 | 213075003 | 213085003 - **Lester:** 17088 | 18067 - **Thermoking:** 446676 | 446681 - **WAI:** 548125

**0793****IMPULSOR DE PARTIDA DO MOTOR DE ARRANQUE**

STARTER DRIVE / IMPULSOR DE PARTIDA

FOTO / Photo pg. 271

## APLICAÇÃO / Application / Aplicación

**Nissan:** E16 | NX 1600 | NX 2000 | Pulsar 1.6 | Sentra 1.6

## MOTOR

**Hitachi:** 51389 | 51384B | 5114440 | 5114486 | 5114475A - **Nissan:** 2330036A00

## EQUIVALENTE / Equivalent

**Lester:** 16816 | 17178 - **Nissan:** 2331236A00 - **WAI:** 548138

**0794****IMPULSOR DE PARTIDA DO MOTOR DE ARRANQUE**

STARTER DRIVE / IMPULSOR DE PARTIDA

FOTO / Photo pg. 271

## APLICAÇÃO / Application / Aplicación

**Ford:** F1000 4.9l. Gasolina

## MOTOR

**Bosch:** 0001110033

## EQUIVALENTE / Equivalent

**Bosch:** 1006209551 - **WAI:** 549180

**0796****IMPULSOR DE PARTIDA DO MOTOR DE ARRANQUE**

STARTER DRIVE / IMPULSOR DE PARTIDA

FOTO / Photo pg. 271

## APLICAÇÃO / Application / Aplicación

**Mercedes Benz:** 180D Furgão / Pick Up | Sprinter

## MOTOR

**Bosch:** 9000331419

## EQUIVALENTE / Equivalent

**Bosch:** 9002336208 | 9003336208 - **Lucas:** TMB208 - **Lucas Indiel:** 223295

**0797****IMPULSOR DE PARTIDA DO MOTOR DE ARRANQUE**

STARTER DRIVE / IMPULSOR DE PARTIDA

FOTO / Photo pg. 271

## APLICAÇÃO / Application / Aplicación

**Seat:** Especial/Special - **Volkswagen:** Polo

## MOTOR

**Bosch:** 0001109001 | 0001109002 | 0001109006

## EQUIVALENTE / Equivalent

**Bosch:** 1006209580 - **Lucas Indiel:** 223918

**0798****IMPULSOR DE PARTIDA DO MOTOR DE ARRANQUE**

STARTER DRIVE / IMPULSOR DE PARTIDA

FOTO / Photo pg. 271

## APLICAÇÃO / Application / Aplicación

**Ford:** Escort Audi - **Porsche:** 924 | 944

## MOTOR

**Bosch:** 0001108021 | 0001108147

## EQUIVALENTE / Equivalent

**Bosch:** 1006209535 - **Cargo:** 136723 - **Lester:** 17023 - **Lucas Indiel:** 223919 - **WAI:** 549163

**0799****IMPULSOR DE PARTIDA DO MOTOR DE ARRANQUE**

STARTER DRIVE / IMPULSOR DE PARTIDA

FOTO / Photo pg. 271

## APLICAÇÃO / Application / Aplicación

**Fiat:** Tipo 1.8 i.e. | Tipo 2.0 i.e. | Tipo 2.0 i.e. 16V - **Seat:** Cordoba 1.6 | Cordoba 1.8 | Cordoba 1.8 16V | Cordoba 2.0 - **Volkswagen:** Golf 1.8 | Golf G2 1.8 | Golf G3 1.8 | Golf GTI 2.0 | Passat Alemão

## MOTOR

**Bosch:** 0001107007 | 0001107008 | 0001107020 | 0001107021 | 0001107052 | 6004AA0021

## EQUIVALENTE / Equivalent

**Bosch:** 1006209585 | 1006209679 | 1006209916 | F000AL2012 - **Lester:** 17222 | 17415 - **Lucas:** TMB585 - **Lucas Indiel:** 223125 - **WAI:** 549167

**0800****IMPULSOR DE PARTIDA DO MOTOR DE ARRANQUE**

STARTER DRIVE / IMPULSOR DE PARTIDA

FOTO / Photo pg. 272

## APLICAÇÃO / Application / Aplicación

**Citroën:** BX17 Diesel | BX19 Diesel | Visa 17 Diesel - **Peugeot:** 205 | 305 1.9D 09/1997... | 306 1.9D 09/1997... | 309 1.9D 09/1997... | 405 Diesel

## MOTOR

**Bosch:** 0001110017 | 0001110999 | F010AL0101

## EQUIVALENTE / Equivalent

**Bosch:** 1006209541 - **Lucas Indiel:** 223920

**0801****IMPULSOR DE PARTIDA DO MOTOR DE ARRANQUE**

STARTER DRIVE / IMPULSOR DE PARTIDA

FOTO / Photo pg. 272

## APLICAÇÃO / Application / Aplicación

**Chrysler:** Jeep Cherokee

## MOTOR

**Chrysler:** 56004934 - **Mitsubishi:** M1T76081

## EQUIVALENTE / Equivalent

**Lester:** 17467 - **Lucas Indiel:** 220401 - **Mitsubishi:** M191T14271 | M191T76081 - **WAI:** 548336

**0803****IMPULSOR DE PARTIDA DO MOTOR DE ARRANQUE**

STARTER DRIVE / IMPULSOR DE PARTIDA

FOTO / Photo pg. 272

## APLICAÇÃO / Application / Aplicación

**Saab:** 1108075 | 42803 L4 2.0L 1985cc 1999 | 42803 L4 2.3L 2290cc 140cid 1999 | 900 L4 2.1L 2119cc 1991...1994 | 900 L4 2.3L 2290cc 140cid 1994...1998 | 900 L4 2.0L 1985cc 1985...1993/1994...1998 | 9000 L4 2.0L 1985cc 1986...1990 | 9000 L4 2.3L 2290cc 1991...1993/1994...1998 | 9000 L4 2.3L 2290cc 140cid 1990...1993 | 9000 L4 2.3L 2290cc 140cid 1990...1993/1994

## MOTOR

**Bosch:** 0001108075 | 0001108091 | 0001108092 | 0001108151 | 0001108154

## EQUIVALENTE / Equivalent

**Bosch:** 1006209564 - **Lester:** 17013 | 17276 | 17670 - **WAI:** 549165

**0805****IMPULSOR DE PARTIDA DO MOTOR DE ARRANQUE**

STARTER DRIVE / IMPULSOR DE PARTIDA

FOTO / Photo pg. 272

## APLICAÇÃO / Application / Aplicación

**Lada:** Samara

## MOTOR

**Bosch:** 0001108099

## EQUIVALENTE / Equivalent

**Bosch:** 1006209578 | 1006209923 - **Lucas Indiel:** 223296

**0806****IMPULSOR DE PARTIDA DO MOTOR DE ARRANQUE**

STARTER DRIVE / IMPULSOR DE PARTIDA

FOTO / Photo pg. 272

## APLICAÇÃO / Application / Aplicación

**Buick:** Enclave V6 3.6L 217cid 2008...2011 | Enclave V6 3.6L 3564cc 217cid 2011 | LaCrosse V6 3.0L 182cid 2010 | LaCrosse V6 3.6L 217cid 2010...2011 | LaCrosse V6 3.6L 3564cc 217cid 2010...2011 - **Cadillac:** SRX V6 3.0L 182cid 2010...2011 | STS V6 3.6L 217cid 2007 - **Citroën:** C4 Pallas - **Fiat:** 500 - **General Motors/Chevrolet:** Acadia V6 3.6L 217cid 2007...2011 | Acadia V6 3.6L 3564cc 217cid 2011 | Captiva 3.6 | Equinox V6 3.0L 182cid 2010...2011 | Equinox V6 3.6L 217cid 2008...2009 | Malibu V6 3.6L 217cid 2008...2011 | Malibu V6 3.6L 3564cc 217cid 2011 | Terrain V6 3.0L 182cid 2010...2011 | Traverse V6 3.6L 217cid 2009...2011 - **JPX:** Jeep - **Peugeot:** 405D - **Pontiac:** G6 V6 3.6L 217cid 2007...2009 | Torrent V6 3.6L 217cid 2008...2009 - **Saturn:** Saturn CarAura V6 3.6L 217cid 2007...2009 | Saturn TruckOutlook V6 3.6L 217cid 2007...2010 | Vue V6 3.6L 217cid 2008...2010 - **Suzuki:** XL7 V6 3.6L 3564cc 2007...2009 - **Willys:** Pick Up 1994...



**0806****IMPULSOR DE PARTIDA DO MOTOR DE ARRANQUE**

STARTER DRIVE / IMPULSOR DE PARTIDA

FOTO / Photo pg. 272

**MOTOR**

**Fiat:** 53100008 | 68073160AA - **Mitsubishi:** MOT36571 | MOT82081 | MOT86181 | MOT93391 | M1T80081 | M1T85781 | M1T90281 | M08T87881 | M000T36571 | M000T33871ZC | M000T33871ZT | M000T82081ZE

**EQUIVALENTE / Equivalent**

**Lucas Indiel:** 223297 - **Mitsubishi:** M191T13671 | M191T14671 | M191T18271 - **WAI:** 548351 | 548352

**0808****IMPULSOR DE PARTIDA DO MOTOR DE ARRANQUE**

STARTER DRIVE / IMPULSOR DE PARTIDA

FOTO / Photo pg. 272

**APLICAÇÃO / Application / Aplicación**

**Daihatsu:** Terios - **Suzuki:** Jimmy | Swift 1.3

**EQUIVALENTE / Equivalent**

**Denso:** 283006710 - **Lester:** 17142 - **Lucas Indiel:** 223926 - **Nippondenso:** 283006680 - **WAI:** 548234

**0809****IMPULSOR DE PARTIDA DO MOTOR DE ARRANQUE**

STARTER DRIVE / IMPULSOR DE PARTIDA

FOTO / Photo pg. 272

**APLICAÇÃO / Application / Aplicación**

**Daihatsu:** Charmant 1300 - **Honda:** Civic - **Toyota:** 4A - 5A - 4E - 5E | Carina II 1.6 | Celica 1.6 GT 16V | Corolla 1.3 | Corolla 1.6 | Corolla 1.6 Gti 16V | Coupe 1.6 GT16V | Etios 2011... | Lite-Ace 1.5 | MR-2 1.6 GT | Paseo | Starlet 1.0 / 1.2 / 1.3 | Tercel | Twin Cam 1.6 GT16V | Yares

**MOTOR**

**Denso:** 4380000590 - **Honda:** 31200PLRA52 - **Lucas Indiel:** LRS2163 - **Nippondenso:** 1280005210 | 1280005211 | 1280005680 | 1280006340 | 1280006720 | 1280008530 | 1280008531 | 1280008890 | 1280008891 | 1280009290 | 1280009291 | 2280009652 | 4280000320 | 4280000321 | 4280001590 - **Toyota:** 281000Y070

**EQUIVALENTE / Equivalent**

**Lester:** 17203 | 17252 | 17253 - **Lucas Indiel:** 223927 - **Nippondenso:** 0283006070 | 0283006960 - **Toyota:** 6070 | 2801170020 - **WAI:** 548232

**0813****IMPULSOR DE PARTIDA DO MOTOR DE ARRANQUE**

STARTER DRIVE / IMPULSOR DE PARTIDA

FOTO / Photo pg. 272

**APLICAÇÃO / Application / Aplicación**

**John Deere:** 570B 6059D John Deere Dsl | 6059 Diesel | 6068 Diesel 1985...1995 | 6329D Diesel | 6414D / T Diesel 1985...1987 | 655 Utility Tractor Various Dsl 1981...1985 | 655B 6068T John Deere Dsl 1982...1995 | 670B 6068H John Deere Dsl 1982...2001 | 672A Various Dsl 1978...1981 | 672B 6068T John Deere Dsl 1988...2001 | 690CR Diesel 1984...1991 | 690D 6414T John Deere Dsl 1988...1992 | 693C 6414T John Deere Dsl 1987...1989 | 693D 6068 Diesel 1988...1995 | 750 Various Dsl 1975...1986 | 750B 6068 Diesel 1982...1995 | 755 6068T John Deere Dsl 1986...1995 | 755 Utility Tractor Various Dsl 1976...1982 | 755A Various Dsl 1982...1984 | 755B Various Dsl 1985...1990 | 770B Various Dsl 1982...2001 | 772B Various Dsl 1982...2001 | 790 Utility Tractor 6466A John Deere Dsl 1984...1987 | 792 6466A John Deere Dsl 1984...1988 | 793D 6466A John Deere Dsl 1988...1995 | 850B 619 Diesel 1982...1990 | 850B 6466A John Deere Dsl 1985...1995 | JD670 Diesel 1975...1978 | JD670 6466A John Deere Dsl 1985...1995 | JD762A 619 John Deere Dsl 1980...1981 | JD762A 6466A John Deere Dsl 1980...1981 | JD762B 1982...2001

**MOTOR**

**John Deere:** TY6654 | TY6687 | TY6714 | TY6718 | AR84333 | RE15663 | RE15718 | RE43422 | TY25964 | TY25965 | SE501418 | SE501419

**EQUIVALENTE / Equivalent**

**Lester:** 16655 | 17371 - **Nippondenso:** 0283001860 - **WAI:** 548236

**0814****IMPULSOR DE PARTIDA DO MOTOR DE ARRANQUE**

STARTER DRIVE / IMPULSOR DE PARTIDA

FOTO / Photo pg. 272

**APLICAÇÃO / Application / Aplicación**

**Case:** Trator MX 135

**MOTOR**

**Bosch:** 0001367054

**EQUIVALENTE / Equivalent**

**Bosch:** 2006209432 - **Lester:** 18035 - **WAI:** 549190

**0815****IMPULSOR DE PARTIDA DO MOTOR DE ARRANQUE**

STARTER DRIVE / IMPULSOR DE PARTIDA

FOTO / Photo pg. 272

**APLICAÇÃO / Application / Aplicación**

**Honda:** Accord 1.8 - 2.0 | Aerodeck | Prelude 2.0

**EQUIVALENTE / Equivalent**

**Cargo:** 134284 - **Lester:** 16845 | 16901 | 16902 | 16914 | 16960 | 16975 | 17160 | 17201 | 17205 | 17474 | 17491 | 17527 - **Mitsuba:** 31204PD1003 - **WAI:** 548500

**0816****IMPULSOR DE PARTIDA DO MOTOR DE ARRANQUE**

STARTER DRIVE / IMPULSOR DE PARTIDA

FOTO / Photo pg. 272

**APLICAÇÃO / Application / Aplicación**

**Dodge:** B150 V6 3.9L 3906cc 239cid 1991...1994 | B150 V8 5.2L 5211cc 318cid 1991...1994 | B1500 V6 3.9L 3906cc 239cid 1995 | B1500 V8 5.2L 5211cc 318cid 1995 | B250 V6 3.9L 3906cc 239cid 1991...1994 | B250 V8 5.2L 5211cc 318cid 1991...1994 | B2500 V6 3.9L 3906cc 239cid 1995 | B2500 V8 5.2L 5211cc 318cid 1995 | B2500 V8 5.9L 360cid 1995 | B350 V8 5.2L 5211cc 318cid 1991...1994 | B350 V8 5.9L 360cid 1991...1994 | B3500 V8 5.2L 5211cc 318cid 1995 | B3500 V8 5.9L 360cid 1995 | D150 V6 3.9L 3906cc 239cid 1991...1993 | D150 V8 5.2L 5211cc 318cid 1991...1993 | D150 V8 5.9L 360cid 1991...1993 | D250 V6 3.9L 3906cc 239cid 1991...1993 | D250 V8 5.2L 5211cc 318cid 1991...1993 | D250 V8 5.9L 360cid 1991...1993 | D350 V8 5.9L 360cid 1991...1993 | Dakota V6 3.9L 3906cc 239cid 1991...1995 | Dakota V8 5.2L 5211cc 318cid 1991...1995 | Ram 1500 V6 3.9L 3906cc 239cid 1994...1995 | Ram 1500 V8 5.2L 5211cc 318cid 1994...1995 | Ram 1500 V8 5.9L 360cid 1994...1995 | Ram 2500 V8 5.2L 5211cc 318cid 1994...1995 | Ram 2500 V8 5.9L 360cid 1994...1995 | Ram 3500 V8 5.9L 360cid 1994...1995 | Ram 4000 8 cil. 5.9L 360cid 1995 | Ramcharger V8 5.2L 5211cc 318cid 1991...1993 | Ramcharger V8 5.9L 360cid 1991...1993 | W150 V6 3.9L 3906cc 239cid 1991...1993 | W150 V8 5.2L 5211cc 318cid 1991...1993 | W150 V8 5.9L 360cid 1991 | W150 V8 5.9L 360cid 1993 | W250 V8 5.2L 5211cc 318cid 1991...1993 | W250 V8 5.9L 360cid 1991...1993 | W350 V8 5.9L 360cid 1991...1993 - **Lexus:** LX450 L6 4.5L 4477cc 1996...1997 - **Toyota:** Land Cruiser L6 4.5L 4477cc 1993...1997 - **ZEN:** Utiliza Pinhão ZEN 9349

**EQUIVALENTE / Equivalent****Lester:** 17466 | 17485 - **Nippondenso:** 283007270 - **WAI:** 548225**0817****IMPULSOR DE PARTIDA DO MOTOR DE ARRANQUE**

STARTER DRIVE / IMPULSOR DE PARTIDA

FOTO / Photo pg. 272

**APLICAÇÃO / Application / Aplicación**

**Chrysler:** Caravan 1992...1997 | Concorde 1993...1997 | Dodge Eagle Vision Intrepid 1993...1997 | Dodge Fifth Avenue 1993 | Dynanty 1990...1993 | Imperial | New Yorker | Town 1992...1997 - **ZEN:** Utiliza Pinhão ZEN 9492

**EQUIVALENTE / Equivalent****Lester:** 17460 | 17465 - **Nippondenso:** 283007720 - **WAI:** 548226**0818****IMPULSOR DE PARTIDA DO MOTOR DE ARRANQUE**

STARTER DRIVE / IMPULSOR DE PARTIDA

FOTO / Photo pg. 272

**APLICAÇÃO / Application / Aplicación**

**Especial/Special:** Motocicletas - **Ford:** Ranger 2.5 D - **Honda:** Accord | Civic - **Jaguar:** HJ 12 6.0 | XJS 5.3 V12 | XJS 6.0 - **Land Rover:** Freelander 2.0 TD4 - **Lexus:** LS 400 - **Toyota:** Corolla | Land Cruiser 4.7 | Tacoma - **Yale:** Empilhadeira - **ZEN:** Utiliza Pinhão ZEN 9186

**MOTOR**

**Nippon:** 2280000990 | 2280000991 | 2280001060 | 2280001530 | 2280001531 | 2280004570 | 2280006482 | 2280007800 | 2280007801 - **Nippondenso:** 1280008210 | 1280009190 | 1280009191 | 1280009300 | 1280009310 | 1280009380 | 1280009520 | 1280009700 | 2280000340 | 2280001160 | 2280007390 | 2280007391 | 2280007392  
**Toyota:** 2810016270 | 2810046100 | 2810046120 | 2810046140 | 2810049090 | 2810075050 | 2810076060 | 2810076070

**EQUIVALENTE / Equivalent****Cargo:** 137753 - **Nippon:** 0283007940 - **Nippondenso:** 0283006990 | 0283007170 | 0283007990 - **Toyota:** 2801176070 - **WAI:** 548235**0820****IMPULSOR DE PARTIDA DO MOTOR DE ARRANQUE**

STARTER DRIVE / IMPULSOR DE PARTIDA

FOTO / Photo pg. 272

**APLICAÇÃO / Application / Aplicación****Ford:** Escort Diesel**MOTOR****Lucas Indiel:** 26921 | 26925 | 26903A | 26913A | 26935B | 26929A/B | 26931A/B**EQUIVALENTE / Equivalent****Lucas:** TMB182 | 54291735**0821****IMPULSOR DE PARTIDA DO MOTOR DE ARRANQUE**

STARTER DRIVE / IMPULSOR DE PARTIDA

FOTO / Photo pg. 272

**APLICAÇÃO / Application / Aplicación****Ford:** Mondeo - **Rover:** 216**MOTOR****Lucas Indiel:** 26708 | 26816 | 26823 | 26824 | 26716B | 26809A | 26810A | 26707A/L | 26713A/D | 26804A/E**EQUIVALENTE / Equivalent****Lucas:** TMB171 | 54290840**0822****IMPULSOR DE PARTIDA DO MOTOR DE ARRANQUE**

STARTER DRIVE / IMPULSOR DE PARTIDA

FOTO / Photo pg. 272

**APLICAÇÃO / Application / Aplicación****Austin:** Maestro 2.0 - **Rover:** 111, 114, 214, 820 | Maestro 1.3, 1.6, 2.0, 2.0 Turbo | Metro 1.0, 1.1, 1.3 | Mini Cooper 1.3 | Montego 2.0 Turbo | TNB176

**0822****IMPULSOR DE PARTIDA DO MOTOR DE ARRANQUE**

STARTER DRIVE / IMPULSOR DE PARTIDA

FOTO / Photo pg. 272

**MOTOR**

Lucas Indiel: M79 | 26702 | 26717A | 26811A | 26702E/K | 26812A/D

**EQUIVALENTE / Equivalent**

Lucas: TMB174 | 54292929

**0823****IMPULSOR DE PARTIDA DO MOTOR DE ARRANQUE**

STARTER DRIVE / IMPULSOR DE PARTIDA

FOTO / Photo pg. 273

**APLICAÇÃO / Application / Aplicación**

Ford: Mondeo 95 CLX 16 V

**MOTOR**

Lucas Indiel: M79 | 26628 | 26689 | 26695 | 26605A | 26620A | 26628A | 26678B | 26679B | 26680B | 26681B | 26600E/F | 26601E/F | 26609F/J | 26613E/H | 26616A/B | 26619A/D | 26621A/B | 26624A/D | 26626A/B | 26654B/D - Magneti Marelli: 63227004 | 63227005 | 63227006 | 63227007 | 63227008 | 63227009 | 63227010 | 63227014 | 63227016 | 63227017 | 63227028 | 63227038

**EQUIVALENTE / Equivalent**

Lucas: TMB167 | 54291911 - Lucas Indiel: 221167

**0825****IMPULSOR DE PARTIDA DO MOTOR DE ARRANQUE**

STARTER DRIVE / IMPULSOR DE PARTIDA

FOTO / Photo pg. 273

**APLICAÇÃO / Application / Aplicación**

Chrysler: Jeep Cherokee

**MOTOR**

Chrysler: 56041014 - Mitsubishi: M001T79482 | M001T74281ZC | M001T74287ZC

**EQUIVALENTE / Equivalent**

Lester: 17461 | 17559 | 17561 - Lucas Indiel: 220402 - Mitsubishi: M191T14371 - WAI: 548335

**0826****IMPULSOR DE PARTIDA DO MOTOR DE ARRANQUE**

STARTER DRIVE / IMPULSOR DE PARTIDA

FOTO / Photo pg. 273

**APLICAÇÃO / Application / Aplicación**

General Motors/Chevrolet: D20 Maxion - Perkins: Maxion

**MOTOR**

Lucas Indiel: 35258440

**EQUIVALENTE / Equivalent**

Lucas Indiel: 220206 | 35260206

**0828****IMPULSOR DE PARTIDA DO MOTOR DE ARRANQUE**

STARTER DRIVE / IMPULSOR DE PARTIDA

FOTO / Photo pg. 273

**APLICAÇÃO / Application / Aplicación**

Nissan: NX 4 cil. 2.0L 1998cc 1991...1993 | Sentra 4 cil. 2.0L 1998cc 1991...1994

**EQUIVALENTE / Equivalent**

Cargo: 137413 - Hitachi: 211475014 - Lester: 17246 - WAI: 548142

**0830****IMPULSOR DE PARTIDA DO MOTOR DE ARRANQUE**

STARTER DRIVE / IMPULSOR DE PARTIDA

FOTO / Photo pg. 273

**APLICAÇÃO / Application / Aplicación**

Daihatsu: Feroza 4x4 - Toyota: Yares

**EQUIVALENTE / Equivalent**

Lester: 16879 - Nippondenso: 283005820 - WAI: 548233

**0831****IMPULSOR DE PARTIDA DO MOTOR DE ARRANQUE**

STARTER DRIVE / IMPULSOR DE PARTIDA

FOTO / Photo pg. 273

**APLICAÇÃO / Application / Aplicación**

Datsun: Especial/Special - Nissan: Especial/Special - Skoda: Especial/Special

**EQUIVALENTE / Equivalent**

Pal: 443937150171 - Skoda: 115904030

**0832****IMPULSOR DE PARTIDA DO MOTOR DE ARRANQUE**

STARTER DRIVE / IMPULSOR DE PARTIDA

FOTO / Photo pg. 273

## APLICAÇÃO / Application / Aplicación

**Honda:** Civic 1300 L4 1.3 Gas. 1987 | Civic 1300 STD L4 1.3 Gas. 1984...1986 | Civic DX L4 1.3 Gas. 1984 | Civic DX L4 1.3 Gas. 1985 | Civic DX L4 1.3 Gas. 1986 | Civic DX L4 1.3 Gas. 1987 | CRX 1300 L4 1.3 Gas. 1984 | CRX 1500 HF L4 1.5 Gas. 1985...1989 | CRX 1500 L4 1.5 Gas. 1984...1987 | CRX 1500 SI L4 1.5 Gas. 1985...1987 | CRX DX L4 1.5 Gas. 1988...1990 | CRX HF L4 1.5 Gas. 1991 - **Rover:** 213

## MOTOR

**Hitachi:** S114385 | S114387 | S114396 | S114412 | S114396D | 5811001921 | 5811002150 - **Honda:** 31200PE0015 - **Isuzu:** 5811001920 | 5811002150

## EQUIVALENTE / Equivalent

**Hitachi:** 211415508 - **Honda:** 31207PE0005 - **Isuzu:** 5811230360 - **Lester:** 16843 | 18056 | 18322 - **WAI:** 548140

**0836****IMPULSOR DE PARTIDA DO MOTOR DE ARRANQUE**

STARTER DRIVE / IMPULSOR DE PARTIDA

FOTO / Photo pg. 273

## APLICAÇÃO / Application / Aplicación

**Peugeot:** 106 | 206 - **Renault:** Clio

## MOTOR

**Mitsubishi:** M2T48381 | M3T32985

## EQUIVALENTE / Equivalent

**Lucas Indiel:** 229988 - **Mitsubishi:** M191T22471

**0837****IMPULSOR DE PARTIDA DO MOTOR DE ARRANQUE**

STARTER DRIVE / IMPULSOR DE PARTIDA

FOTO / Photo pg. 273

## APLICAÇÃO / Application / Aplicación

**Fiat:** Doblo | Palio 1.0 8V e 16V | Palio 1.3 MPI 16V | Palio Fire | Palio Weekend 1.0 8V e 16V | Palio Weekend 1.3 MPI 16V | Siena 1.0 MPI 16V | Siena 1.3 MPI 16V | Strada 1.0 8V | Strada 1.3 16V | Uno Mille Fire - **General Motors/Chevrolet:** Celta 2001...2009 | Corsa 1.0, 1.4, 1.6 EFI. | Prisma 2007...2009 | Tigra 1998...2000 - **Renault:** Clio 1.6i 07/1996... | R19 1.6i 07/1996...

## MOTOR

**Bosch:** 9000081003 | F000AL0304 | F000AL0309 | F000AL0310 | F000AL0314

## EQUIVALENTE / Equivalent

**Bosch:** 9001081022 | F000AL1040 | F000AL1238 | F000AL1679 | F000AL1680 | F000AL1692 - **General Motors/Chevrolet:** 93240221 - **Lucas:** TMB022 - **Lucas Indiel:** 223126

**0838****IMPULSOR DE PARTIDA DO MOTOR DE ARRANQUE**

STARTER DRIVE / IMPULSOR DE PARTIDA

FOTO / Photo pg. 273

## APLICAÇÃO / Application / Aplicación

**Fiat Iveco:** Ducato Argentino 1997 - **MWM:** Diter D302 | Diter D325 | Diter D889 | Diter D890 | Diter D900 | Diter D989

## MOTOR

**Bosch:** 9000331418

## EQUIVALENTE / Equivalent

**Bosch:** 9003336282 - **Lucas Indiel:** 223302 - **WAI:** 5491150

**0841****IMPULSOR DE PARTIDA DO MOTOR DE ARRANQUE**

STARTER DRIVE / IMPULSOR DE PARTIDA

FOTO / Photo pg. 273

## APLICAÇÃO / Application / Aplicación

**Toyota:** 4K - 5K | Corolla 1.3 | Hiace | Liteace 1.5

## MOTOR

**Nippondenso:** 185086440 | 1280007740

## EQUIVALENTE / Equivalent

**Nippondenso:** 0283005400 | 2801113060 - **WAI:** 548245

**0843****IMPULSOR DE PARTIDA DO MOTOR DE ARRANQUE**

STARTER DRIVE / IMPULSOR DE PARTIDA

FOTO / Photo pg. 273

## APLICAÇÃO / Application / Aplicación

**General Motors/Chevrolet:** Celta 1.0 | Corsa - **Renault:** Clio | Clio 1.6 | Kangoo 1.6 | Laguna 1.8 e 2.0 | Laguna Nevada 1.6 | Megane 1.6 | R11 1.6 | R12 1.6 | R19 1.6 | R9 1.6 e 1.7 | Scenic 1.6

## MOTOR

**Valeo:** D7E4 | D7E6 | D7E8 | BD7R1 | D7E15 | D7E17 | D7E18 | BD7E17 | 93264950

**0843****IMPULSOR DE PARTIDA DO MOTOR DE ARRANQUE**

STARTER DRIVE / IMPULSOR DE PARTIDA

FOTO / Photo pg. 273

EQUIVALENTE / Equivalent

Valeo: NE971 | 180205 | 182848 | 187788 | 190205 | 230205 | 300305 | 494829 | 594345 - **WAI:** 549437**0844****IMPULSOR DE PARTIDA DO MOTOR DE ARRANQUE**

STARTER DRIVE / IMPULSOR DE PARTIDA

FOTO / Photo pg. 273

APLICAÇÃO / Application / Aplicación

Volkswagen: LT TD - Volvo: 240 D | 740 TD | 940 TD - **ZEN:** Utiliza Pinhão ZEN 9566

MOTOR

Hitachi: S1391

EQUIVALENTE / Equivalent

Cargo: 133437 - Hitachi: 213035004 - Lester: 17138 - **WAI:** 548141**0846****IMPULSOR DE PARTIDA DO MOTOR DE ARRANQUE**

STARTER DRIVE / IMPULSOR DE PARTIDA

FOTO / Photo pg. 273

APLICAÇÃO / Application / Aplicación

Citröen: Berlingo | Congo | Xantia - Fiat: Palio 1.0 MPI 8V | Palio Argentino 1.6 | Palio Weekend 1.0 | Palio Weekend 1.5 | Siena 1.0 | Siena 1.5 | Stilo JTD 1.9 | Strada 1.5 | Uno Mille Elettron | Uno SX 1996 - Peugeot: 205 | 306 | 405 | 406

MOTOR

Bosch: 9000081009 | F000AL0300 | F000AL0305 | F010AL0301

EQUIVALENTE / Equivalent

Bosch: 9001081066 | F000AL1023 - Lucas: TMB066 - Lucas Indiel: 223127

**0850****IMPULSOR DE PARTIDA DO MOTOR DE ARRANQUE**

STARTER DRIVE / IMPULSOR DE PARTIDA

FOTO / Photo pg. 273

APLICAÇÃO / Application / Aplicación

Hitachi: Escavadeira EX100M-2 Isuzu 4BD1 1988...1996 | Escavadeira EX100-2 Isuzu 4BD1 1988...1994

MOTOR

Remy: 10479626

EQUIVALENTE / Equivalent

Lester: 18193 - Remy: 0215002001 - **WAI:** 548415**0851****IMPULSOR DE PARTIDA DO MOTOR DE ARRANQUE**

STARTER DRIVE / IMPULSOR DE PARTIDA

FOTO / Photo pg. 273

APLICAÇÃO / Application / Aplicación

Volkswagen: TL 2.4 diesel

MOTOR

Bosch: 0001218116

EQUIVALENTE / Equivalent

Bosch: 9002336204 - Cargo: 135116 - Lucas: TMB475

**0852****IMPULSOR DE PARTIDA DO MOTOR DE ARRANQUE**

STARTER DRIVE / IMPULSOR DE PARTIDA

FOTO / Photo pg. 274

APLICAÇÃO / Application / Aplicación

Chrysler: Neon | Stratus

MOTOR

Bosch: 0001107031 | 0001107032 | 0001107049 | 6004AA0018 | 9007045018 | 9007045020

EQUIVALENTE / Equivalent

Bosch: 1006209613 - Lester: 17560 | 17563 - Lucas Indiel: 223960 - **WAI:** 549160**0853****IMPULSOR DE PARTIDA DO MOTOR DE ARRANQUE**

STARTER DRIVE / IMPULSOR DE PARTIDA

FOTO / Photo pg. 274

APLICAÇÃO / Application / Aplicación

Nissan: 310 L4 1.4L 1393cc 85cid 1979...1980 | 310 L4 1.5L 1488cc 1981 | A12, A15 | F10 L4 1.4L 1393cc 85cid 1976...1978 | Fork Lifts

MOTOR

Mitsubishi: M2T20181 | M2T20181D - Nissan: 23300H5014

**0853****IMPULSOR DE PARTIDA DO MOTOR DE ARRANQUE**

STARTER DRIVE / IMPULSOR DE PARTIDA

FOTO / Photo pg. 274

EQUIVALENTE / Equivalent

Lester: 16579 - Mitsubishi: M191T22571 - Nissan: 23354T5000 - WAI: 548329

**0854****IMPULSOR DE PARTIDA DO MOTOR DE ARRANQUE**

STARTER DRIVE / IMPULSOR DE PARTIDA

FOTO / Photo pg. 274

APLICAÇÃO / Application / Aplicación

Asia Motors: Towner Daewoo - Renault: Twingo

MOTOR

Remy: 10455505

EQUIVALENTE / Equivalent

Lucas: TMB008 - Remy: 10475958

**0855****IMPULSOR DE PARTIDA DO MOTOR DE ARRANQUE**

STARTER DRIVE / IMPULSOR DE PARTIDA

FOTO / Photo pg. 274

APLICAÇÃO / Application / Aplicación

Fiat: Palio 1.6 16 V | Palio Weekend 1.6 16V | Siena | Tempra 2.0 8V | Tempra 2.0 MPI 16V | Tempra 2.0 SPI 8V | Tempra 2.0 Turbo MPI 8V | Uno - ZEN: Planetária ZEN 12689

MOTOR

Bosch: 9000081005 | 9000081008 | 9000084005 | F000AL0100

EQUIVALENTE / Equivalent

Bosch: 9001081042 | F000AL1693 - Lucas: TMB042 - Lucas Indiel: 223305

**0857****IMPULSOR DE PARTIDA DO MOTOR DE ARRANQUE**

STARTER DRIVE / IMPULSOR DE PARTIDA

FOTO / Photo pg. 274

APLICAÇÃO / Application / Aplicación

Fiat: Regata 1.7 diesel | Ritmo Diesel - Mercedes Benz: 190 | 190E | 200 | 230 | 250 | 280 | L410 | O309 - Peugeot: 305 Diesel - Volkswagen: LT28 | LT31 | LT35 | LT40 | LT45 | LT50

MOTOR

Bosch: 0001211146 | 0001314026 | 0001314027 | 0001314028 | 0001314029 | 0001314030 | 0001314033 | 0001314034 | 0001314035 | 0001314036 | 0001314037 | 0001314038 | 0001316004 - Fiat: 4392461 | 5997307 | 5997309

EQUIVALENTE / Equivalent

Bosch: 1006209469 | 1006209470 | 1006209473 - Fiat: 9936671 - Lester: 16543 | 16954 | 17043 - WAI: 549147

**0858****IMPULSOR DE PARTIDA DO MOTOR DE ARRANQUE**

STARTER DRIVE / IMPULSOR DE PARTIDA

FOTO / Photo pg. 274

APLICAÇÃO / Application / Aplicación

Case: Especial/Special - Ford: F9000 | LN9000 - General Motors/Chevrolet: Especial/Special - John Deere: Especial/Special - Mercedes Benz: 1625 | 1630 | 1825 | 1935 | 1941 | 2325 | O355 (OM355-6) | O364 (OM355-5 e 6) | O365 (OM355-5) | O370 | O370 (OM355-5, 6, 6A, 6LA) | O371 | O371 (OM355-5A, 6A, 6LA) | O371UP | O371UP (OM355-5) | O400R | O400RS | O400RSD | O400RSL (OM 449A) | OM 3555, 3556, 3556A, 3356LA, 3555 - TCM Equipment Ag: Série 37MT 12/24V (MB, VW, Ford). - Volkswagen: Caminhão P100501, P100502 Cummins série C - 12/24V 12D

MOTOR

Remy: 323841 | 323842 | 323843 | 323844 | 323847 | 323850 | 323852 | 1990310 | 1990313 | 1990315 | 1990316 | 1990317 | 1990319 | 1990320 | 1990321 | 1990327 | 1990330 | 1990331 | 1990332 | 1990336 | 1990498 | 1990707 | 1993669 | 1993709 | 1993713 | 1993719 | 1993728 | 1993729 | 1993732 | 1993742 | 1993745 | 1993746 | 1993755 | 1993763 | 1993764 | 1993768 | 1993770 | 1993778 | 1993791 | 1993794 | 1993831 | 1993832 | 1993851 | 1993853 | 1993861 | 1993865 | 1993869 | 1993871 | 1993873 | 1993874 | 1993878 | 1993881 | 1993883 | 1993885 | 1993887 | 1993891 | 1993898 | 1993901 | 1993902 | 1993909 | 1993910 | 1993911 | 1993918 | 1993920 | 1993926 | 1993928 | 1993931 | 1993953 | 1993958 | 1993964 | 1993965 | 1993966 | 1993974 | 1993992 | 1993997 | 10461007 | 10461008 | 10461010 | 10461013 | 10461016 | 10461018 | 10478805 | 10478811 | 10478825 | 10478826 | 10478927 | 10478949 | 10478960 | 10479014 | 10479034 | 10479196 | 10479302

EQUIVALENTE / Equivalent

Bosch: 1987BE0019 - Facet: 10624 | 10640 - Lucas: 220400 - Remy: 1985262 | 1985262L - WAI: 54132S

**0860****IMPULSOR DE PARTIDA DO MOTOR DE ARRANQUE**

STARTER DRIVE / IMPULSOR DE PARTIDA

FOTO / Photo pg. 274

APLICAÇÃO / Application / Aplicación

Volkswagen: Parati | Pointer Audi 827 - 1.8 e 2.0 | Polo Classic 2.0

MOTOR

Lucas Indiel: 35258270 | 35258640 | 35259060

**0860****IMPULSOR DE PARTIDA DO MOTOR DE ARRANQUE**

STARTER DRIVE / IMPULSOR DE PARTIDA

FOTO / Photo pg. 274

EQUIVALENTE / Equivalent

Lucas Indiel: 228396 | 35258396

**0861****IMPULSOR DE PARTIDA DO MOTOR DE ARRANQUE**

STARTER DRIVE / IMPULSOR DE PARTIDA

FOTO / Photo pg. 274

APLICAÇÃO / Application / Aplicación

**Ford:** F100 | F1000 Maxion TN1 HSD Diesel 1997 | F150 | Ranger | Transit - **General Motors/Chevrolet:** Blazer 2.5 Diesel | S10 Diesel - **Land Rover:** Land Rover Defender 2.5 Diesel Gemini TCI D.I. 23L | Land Rover Defender 2.5 Turbo 1990...2001 | Land Rover Diesel Maxion H54TCC 1998... | Land Rover Discovery 2.5 TDi 12L, 21L 1989...1994 | Land Rover Discovery 2.5 Tdi 16L 1993...1998 | Range Rover I 2.5 TDi Classic 14L 1992...1994 | Range Rover I 2.5 TDi Classic 300 Tdi 1994...1996

**Mercedes Benz:** Sprinter - **Perkins:** Maxion - HSD (Maxion High Speed)

MOTOR

**Bosch:** 0001218168 | 9000331432 | 9000331433

EQUIVALENTE / Equivalent

**Bosch:** 9002336226 | 9003336227 | F000AL1872 - **Lucas Indiel:** 223965 - **WAI:** 5491151**0863****IMPULSOR DE PARTIDA DO MOTOR DE ARRANQUE**

STARTER DRIVE / IMPULSOR DE PARTIDA

FOTO / Photo pg. 274

APLICAÇÃO / Application / Aplicación

**Nissan:** Primera 1.6

MOTOR

**Lucas Indiel:** 26667 | 27022 | 27047 - **Magneti Marelli:** 63227022 | 63227043 | 63227046 | 63227047 | 63227051 | 63227577 - **Nissan:** 2330070J00

EQUIVALENTE / Equivalent

**Lucas:** TMB196 | 54292464 - **Nissan:** 2331290J00**0866****IMPULSOR DE PARTIDA DO MOTOR DE ARRANQUE**

STARTER DRIVE / IMPULSOR DE PARTIDA

FOTO / Photo pg. 274

APLICAÇÃO / Application / Aplicación

**Volkswagen:** Gol 1.6 D | Gol G2 1.8 Mi | Gol G2 2.0 Mi | Gol G2 2.0i | Gol G3 | Parati | Quantum Mi 1.8, 2.0 | Santana Mi 1996 | Saveiro | Senda - **ZEN:** Utiliza Planetária 12681

MOTOR

**Bosch:** 9000081006 | 9000081007 | F010AL0103

EQUIVALENTE / Equivalent

**Bosch:** 9001081052 | F000AL1705 - **Lucas:** TMB052 - **Lucas Indiel:** 223128 - **WAI:** 5491109**0868****IMPULSOR DE PARTIDA DO MOTOR DE ARRANQUE**

STARTER DRIVE / IMPULSOR DE PARTIDA

FOTO / Photo pg. 274

APLICAÇÃO / Application / Aplicación

**Peugeot:** 504 XT2 Diesel | 505 XT2 Diesel

MOTOR

**Lucas Indiel:** 35257700

EQUIVALENTE / Equivalent

**Bosch:** 1987BE0054 - **Lucas Indiel:** 35257824**0871****IMPULSOR DE PARTIDA DO MOTOR DE ARRANQUE**

STARTER DRIVE / IMPULSOR DE PARTIDA

FOTO / Photo pg. 274

APLICAÇÃO / Application / Aplicación

**Mazda:** 323 1.3 e 1.5 8T - **Suzuki:** Vitara 1.6 - **Toyota:** 1300

MOTOR

**Bosch:** 0001112032 | 9000333121

EQUIVALENTE / Equivalent

**Bosch:** 9001336240 | 9001690057 | 9001690067 | F000AL1440 | F000AL1697 - **Cargo:** 135985**0874****IMPULSOR DE PARTIDA DO MOTOR DE ARRANQUE**

STARTER DRIVE / IMPULSOR DE PARTIDA

FOTO / Photo pg. 274

APLICAÇÃO / Application / Aplicación

**Mazda:** 323 | B1600 | B2200 - **Toyota:** Corolla 1.3 e 1.6 8T

**0874****IMPULSOR DE PARTIDA DO MOTOR DE ARRANQUE**

STARTER DRIVE / IMPULSOR DE PARTIDA

FOTO / Photo pg. 274

EQUIVALENTE / Equivalent

**Bosch:** 9001692097**0875****IMPULSOR DE PARTIDA DO MOTOR DE ARRANQUE**

STARTER DRIVE / IMPULSOR DE PARTIDA

FOTO / Photo pg. 274

APLICAÇÃO / Application / Aplicación

**Alfa Romeo:** Alfa Romeo 14AR 6 Turbo - **Fiat:** Argenta 2.5 | Croma 2.5 Turbo - **Fiat Iveco:** Daily Turbo 09.09 Diesel | Daily Turbo 35.10 Diesel | Daily Turbo 49.10 Diesel | Ducato 14 | Ducato 14 4X4 | Ducato 18 | Ducato 18 Maxi - **Lancia:** Thema Turbo Diesel - **Land Rover:** Defender 2.5D - TD | Discovery 2.5 TDI | Range Rover 2.5 TDI**Renault:** Master, P35, T35 Diesel | Trafic diesel

MOTOR

**Bosch:** 0001217174 | 0001218014 | 0001218019 | 0001218024 | 0001218101 | 0001218102 | 0001218103 | 0001218152 | 0001218159 | 0001218174 | 0001218774**Iveco:** 99451753

EQUIVALENTE / Equivalent

**Bosch:** 9002336218 | 9002336283 | 9003336283 | 9009996289 | F000AL1881 - **Cargo:** 137171 - **Fiat:** 9939710 - **Iveco:** 42531397 - **Lucas Indiel:** 223976 - **WAI:** 5491133**0878****IMPULSOR DE PARTIDA DO MOTOR DE ARRANQUE**

STARTER DRIVE / IMPULSOR DE PARTIDA

FOTO / Photo pg. 274

APLICAÇÃO / Application / Aplicación

**Fiat:** Tempra SW | Tipo 2.0

MOTOR

**Magneti Marelli:** 63223430 | 63223431 | 63223432 | 63223436 | 63223530 | 63223531 | 63223532

EQUIVALENTE / Equivalent

**Fiat:** 9941846 - **WAI:** 549317**0879****IMPULSOR DE PARTIDA DO MOTOR DE ARRANQUE**

STARTER DRIVE / IMPULSOR DE PARTIDA

FOTO / Photo pg. 274

APLICAÇÃO / Application / Aplicación

**TCM Equipment Ag:** Série 40MT | Série 42MT 12/24V | Série 50MT 12/24V

MOTOR

**Leece Neville:** 7282M | 8282M | 7408MA - **Prestolite:** MES6403JUT - **Remy:** 1113350 | 1113369 | 1113374 | 1113801 | 1113804 | 1113811 | 1113817

EQUIVALENTE / Equivalent

**Lester:** 3052 | 3054 | 3065 | 3789 | 3796 | 6219 | 6220 - **Lucas Indiel:** 223979 - **Prestolite:** 59225 | PD13A - **Remy:** 1932603 | 1985131 - **WAI:** 54130**0887****IMPULSOR DE PARTIDA DO MOTOR DE ARRANQUE**

STARTER DRIVE / IMPULSOR DE PARTIDA

FOTO / Photo pg. 275

APLICAÇÃO / Application / Aplicación

**Caterpillar:** 320B Mitsubishi 24V - **Ford:** Pick Up 7.3 D Turbo | Van 7.3 D Turbo - **Mitsubishi:** Canter

MOTOR

**Mitsubishi:** M2T80772 | M3T57575 | M8t50071 | M8T50171 | M8T50271 | M8T50471 | M8T55171 | M8T55471 | M8T60073 | M8T60371 | M8T60372 | M8T60373 | M8T60374 | M8T60389 | M8T60471 | M8T60489 | M8T60571 | M8T60771 | M8T60773 | M8T60871 | M8T70371 | M8T70971 | M8T71571 | M8T75171 | M8T77071 | M8T77072 | M8T77074 | M8T77075 | M8T80071 | M8T80171 | M8T80371 | M8T80372 | M8T80373 | M8T80374 | M8T80772 | M8T80789 | M8T85071 | M8T85171 | M8T85271 | M8T85471 | M8T85571 | M8T87071 | M8T87171 | ME012994 | ME012995 | ME013008 | ME014418 | M8T80071A | M8T80071B | M8T85071A | M8T85071B | M8T85171A | M8T85271B

EQUIVALENTE / Equivalent

**Mitsubishi:** ME701487 | ME701648 | ME701651 | M191X67571 | M191X67585 | M191X67685 | M191X67771 | M191X67871 | M191X67885 | M191X68271 | M191X68671 | M191X93571 - **WAI:** 5483415**0888****IMPULSOR DE PARTIDA DO MOTOR DE ARRANQUE**

STARTER DRIVE / IMPULSOR DE PARTIDA

FOTO / Photo pg. 275

APLICAÇÃO / Application / Aplicación

**Agco:** Trator 9170 6-584 Deutz Diesel 1991...1993 | Trator 9190 6-584 Deutz Diesel 1991...1993 | Trator 9670 6-584 Deutz Diesel 1994...1996 | Trator 9690 6-584 Deutz Diesel 1994...1995 - **Deutz:** Trator 9170 6-584 Diesel 1989...1992 | Trator 9190 6-584 Diesel 1989...1992

EQUIVALENTE / Equivalent

**Lester:** 6288 | 6388 - **Remy:** 10497496



**0890****IMPULSOR DE PARTIDA DO MOTOR DE ARRANQUE**

STARTER DRIVE / IMPULSOR DE PARTIDA

FOTO / Photo pg. 275

APLICAÇÃO / Application / Aplicación

Ford: Courier | Fiesta | Ka

EQUIVALENTE / Equivalent

Facet: 10671 - Ford: F8BU11350AA - Lucas: TMM990 - Lucas Indiel: 222514 - Ww: 10671

**0892****IMPULSOR DE PARTIDA DO MOTOR DE ARRANQUE**

STARTER DRIVE / IMPULSOR DE PARTIDA

FOTO / Photo pg. 275

APLICAÇÃO / Application / Aplicación

Lada: 2110 - Skoda: Felicia

EQUIVALENTE / Equivalent

Magnetron: 443937150860 - Skoda: 1722

**0893****IMPULSOR DE PARTIDA DO MOTOR DE ARRANQUE**

STARTER DRIVE / IMPULSOR DE PARTIDA

FOTO / Photo pg. 275

APLICAÇÃO / Application / Aplicación

Clark: Empilhadeira CG P 25 Com Arranque Adaptado

**0894****IMPULSOR DE PARTIDA DO MOTOR DE ARRANQUE**

STARTER DRIVE / IMPULSOR DE PARTIDA

FOTO / Photo pg. 275

APLICAÇÃO / Application / Aplicación

**TCM Equipment Lift Truck:** FD100Z 6BD1 Motor 0000 | FD35Z 6BB1 Motor 0000 | FD35Z5 Isuzu D500 0000 | FD38Z 6BB1 Motor 0000 | FD38Z Isuzu D500 0000 | FD40Z 6BB1 Motor 0000 | FD40Z2 Isuzu D500 0000 | FD45Z 6BB1 Motor 0000 | FD50Z 6BB1 Motor 0000 | FD50Z6 Isuzu D500 0000 | FD60Z 6BB1 Motor 0000 | FD60Z5 Isuzu D500 0000 | FD70Z 6BB1 Motor 0000 | FD70Z2 Isuzu D500 0000 | FD80Z7 6BD1 Motor 0000

MOTOR

Isuzu: 1811001890 | 1811001890 | 1811001891 | 1811001900 | 1811001910 | 1811001920 | 1811001970 | 1811001971 | 1811002061 | 1811002530 | 1811002531 | 1811002590 | 1811002890 | 5811001742 - **Mitsui Deutz:** 4413040 | 4413390

EQUIVALENTE / Equivalent

Lester: 18100 | 18191 - **Nikko:** 0230001030 | 0230001031 | 0230001050 | 0230001070 | 0230001071 | 0230001080 | 1235000010 - **WAI:** 548412**0895****IMPULSOR DE PARTIDA DO MOTOR DE ARRANQUE**

STARTER DRIVE / IMPULSOR DE PARTIDA

FOTO / Photo pg. 275

APLICAÇÃO / Application / Aplicación

**Komatsu:** PC75U Motor 4D95 1991...1994 | PC80 Motor 4D95 1988...1997 | PC90 Motor 4D95 1991...1994

MOTOR

Isuzu: 8942554392 | 8943634280 | 8944467700 - **Komatsu:** 6008133111 | 6008133121 | 6008133122 | 6008133130 | 6008133170 | 6008133171 | 6008134000 | 6008134190 | 6008134380 | 6008134410 | 6008134411 | 6008134411 - **Nikko:** 230000031 | 230000032 | 230000042 | 230000060 | 230000063 | 230000240 | 230000332 | 230000450

EQUIVALENTE / Equivalent

**Nikko:** 0235000350 | 0235000353 - **WAI:** 548414**0898****IMPULSOR DE PARTIDA DO MOTOR DE ARRANQUE**

STARTER DRIVE / IMPULSOR DE PARTIDA

FOTO / Photo pg. 275

APLICAÇÃO / Application / Aplicación

**Harley Davidson:** Disc Glide - FXDG 1983 | Disc Glide - FXRDG 1994 | Electra Glide - FLH 1965...1985 | Electra Glide - FLH 1200 1979...1980 | Electra Glide - FLH-80 1979...1980 | Electra Glide - FLHS 1977...1981 | Electra Glide - FLHT 1983...1987 | Electra Glide Classic - FLHC 1979...1991 | Electra Glide Classic - FLHTC 1983...1988 | Electra Glide Special - FLHX 1984...1985 | Electra Glide Sport - FLHS 1982...1984 | Electra Glide Sport - FLHS 1987...1988 | Electra Glide Super Sport - FLHFB 1965 | Fat Bob - FXEF 1980...1981 | Fat Bob - FXEF 1200 1979 | Fat Bob - FXEF-80 1979 | Glide Heritage - FLH 1981 | Harley Davidson FL 1965...1981 | Harley Davidson FLH 1965 | Harley Davidson FS 1965...1983 | Heritage Softail - FLST 1986...1988 | Heritage Softail Classic - FLSTC 1987...1988 | Low Glide - FXRS 1984...1985 | Low Glide - FXRS 1985 | Low Glide Custom - FXRC 1985

MOTOR

**Harley Davidson:** 3145564 | 3145564A

EQUIVALENTE / Equivalent

Facet: 10036 | 480105 | 480183 - **WAI:** 54169**0900****IMPULSOR DE PARTIDA DO MOTOR DE ARRANQUE**

STARTER DRIVE / IMPULSOR DE PARTIDA

FOTO / Photo pg. 275

APLICAÇÃO / Application / Aplicación

Ford: Galaxy 2.8 - Volkswagen: Corrado 2.9 | Golf 1.8 | Golf III 2.9 Syncro | Passat 1.6, 2.0 | Passat 2.9 Syncro | Sharan 2.8 | Variant 2.9 Syncro | Vento 2.8

**0900****IMPULSOR DE PARTIDA DO MOTOR DE ARRANQUE**

STARTER DRIVE / IMPULSOR DE PARTIDA

FOTO / Photo pg. 275

**MOTOR**

**Bosch:** 0001107005 | 0001107006 | 0001108059 | 0001108060 | 0001108076 | 0001108077 | 0001108096 | 0001108097 | 0001110069 | 0001110070 | 0001110086 | 0001110087 | 0001110118 | 0001110119 | 0001112010 | 0001112011 | 0001114009 | 0001114010

**EQUIVALENTE / Equivalent**

**Bosch:** 1006209295 | 1006209553 | 1006209558 | 1006209565 | 1006209583 | 1006209591 | 1006209594 | 1006209910 | 1006209911 | 1006209922 | 2006209594  
**Lester:** 17223 | 17417 - **Lucas Indiel:** 224000 - **Volkswagen:** 0219113355 - **WAI:** 549172

**0901****IMPULSOR DE PARTIDA DO MOTOR DE ARRANQUE**

STARTER DRIVE / IMPULSOR DE PARTIDA

FOTO / Photo pg. 275

**APLICAÇÃO / Application / Aplicación****Nissan:** Cabstar 3.3 Diesel | Forklift Diesel**MOTOR**

**Hitachi:** S25156 | S25160 | S25162 | S25110G | S25110L | S25125A | S25125B | S25158A | S25158B - **Nissan:** 2330006J02 | 2330006J04 | 23300C8601 | 23300Z5505 | 23300Z5509 | 23300Z5512

**EQUIVALENTE / Equivalent**

**Bosch:** 1987BE0055 - **Hitachi:** 22708500 | 225025003 | 225025004 | 225045004 | 225085005 - **Nissan:** 23312T9000 | 23312T9003 | 23314Z9002 - **WAI:** 548130

**0902****IMPULSOR DE PARTIDA DO MOTOR DE ARRANQUE**

STARTER DRIVE / IMPULSOR DE PARTIDA

FOTO / Photo pg. 275

**APLICAÇÃO / Application / Aplicación**

**Ursus:** Trator 10145 | Trator 1614 | Trator 912 - **Valmet:** Séries 500, 505, 505.4, 504 | Séries 600, 605, 605.4, 604, 604.4 | Séries 700, 705, 705.4 | Séries 800, 805.4 | Zetor - **Zetor:** Trator 4712

**MOTOR**

**Lester:** 16567 | 18480 - **Magnetron:** 9142722 | 9144722 | 9144742 | CSN304208 | 443115144722 | 443115144742 | 443115145020 | 447115144722 - **Pal:** 2928 | 976117

**EQUIVALENTE / Equivalent**

**Cargo:** 130729 - **Magnetron:** 8014251 | 443930154210 | 443930154211 - **Pal:** 932208

**0905****IMPULSOR DE PARTIDA DO MOTOR DE ARRANQUE**

STARTER DRIVE / IMPULSOR DE PARTIDA

FOTO / Photo pg. 275

**APLICAÇÃO / Application / Aplicación****Jeep:** Cherokee**EQUIVALENTE / Equivalent****Bosch:** 1987BE0022**0906****IMPULSOR DE PARTIDA DO MOTOR DE ARRANQUE**

STARTER DRIVE / IMPULSOR DE PARTIDA

FOTO / Photo pg. 275

**APLICAÇÃO / Application / Aplicación****Clark:** Empilhadeira - **Daewoo:** Empilhadeira**EQUIVALENTE / Equivalent****Lucas Indiel:** 224006**0907****IMPULSOR DE PARTIDA DO MOTOR DE ARRANQUE**

STARTER DRIVE / IMPULSOR DE PARTIDA

FOTO / Photo pg. 275

**APLICAÇÃO / Application / Aplicación****Ford:** Transit**MOTOR****Ford:** 98VB11000 | 97VB11000AB | 98VB11000B3A**EQUIVALENTE / Equivalent**

**Ford:** 106688 | F7RUK614 | 10670F7RU - **WAI:** 54225

**0908****IMPULSOR DE PARTIDA DO MOTOR DE ARRANQUE**

STARTER DRIVE / IMPULSOR DE PARTIDA

FOTO / Photo pg. 275

**APLICAÇÃO / Application / Aplicación****Ford:** Courier - **Mazda:** 323 | 626SL | SLX**EQUIVALENTE / Equivalent****Lucas:** 66241583

**0910****IMPULSOR DE PARTIDA DO MOTOR DE ARRANQUE**

STARTER DRIVE / IMPULSOR DE PARTIDA

FOTO / Photo pg. 275

APLICAÇÃO / Application / Aplicación

Renault: Master

MOTOR

Magnetit Marelli: MT68Q | MT68QA | 63216815 | 63216851 | 63217403

**0914****IMPULSOR DE PARTIDA DO MOTOR DE ARRANQUE**

STARTER DRIVE / IMPULSOR DE PARTIDA

FOTO / Photo pg. 276

APLICAÇÃO / Application / Aplicación

TCM Equipment Ag: Série 42MT 12/24V | Série 50MT 12/24V

MOTOR

Remy: 1113477 | 1114155 | 1114177 | 1114716 | 1114948 | 1990486 | 1993774 | 1993784 | 1993801 | 1993826

EQUIVALENTE / Equivalent

Facet: 480414 - Lester: 3050 | 3364 | 3370 | 3932 | 6234 | 6247 | 6248 | 6255 | 6258 | 6518 | 6528 | 6529 | 6550 | 6626 | 6627 | 6650 - Remy: 1893561 | 1953151 - WAI: 54117

**0915****IMPULSOR DE PARTIDA DO MOTOR DE ARRANQUE**

STARTER DRIVE / IMPULSOR DE PARTIDA

FOTO / Photo pg. 276

APLICAÇÃO / Application / Aplicación

General Motors/Chevrolet: Grand Blazer 4.1 | Silverado 6 cil a gasolina 12V - Peugeot: 205 XU7 4 cil 1.6 | 205 XUD9 4 cil 1.9 Diesel | 306 XU7 4 cil 1.6 | 306 XUD9 4 cil 1.9 Diesel | 405 XU7 4 cil 1.6 | 405 XUD9 4 cil 1.9 Diesel | 405 FRI | Boxer XUD9 4 cil 1.9 Diesel | Partner XU7 4 cil 1.6

MOTOR

Lucas Indiel: 35258370 | 35258430 | 35258730

EQUIVALENTE / Equivalent

Lucas Indiel: 220198 | 35260198 | 35260202

**0916****IMPULSOR DE PARTIDA DO MOTOR DE ARRANQUE**

STARTER DRIVE / IMPULSOR DE PARTIDA

FOTO / Photo pg. 276

APLICAÇÃO / Application / Aplicación

Ford: F1000 Maxion HSD 1997 | Ranger International 3.0 Diesel | Ranger International Maxion HS 4 cil. 2.5 e 2.8 Diesel - General Motors/Chevrolet: Blazer | S10 Maxion HSD - Mercedes Benz: Sprinter Maxion HS - Perkins: Especial/Special Maxion HSD

MOTOR

Lucas Indiel: 35259170 - Prestolite: 35261860

EQUIVALENTE / Equivalent

Lucas Indiel: 35260280 | 35262227

**0917****IMPULSOR DE PARTIDA DO MOTOR DE ARRANQUE**

STARTER DRIVE / IMPULSOR DE PARTIDA

FOTO / Photo pg. 276

APLICAÇÃO / Application / Aplicación

Isuzu: Especial/Special - Nissan: Especial/Special

EQUIVALENTE / Equivalent

Lucas: 66241474

**0918****IMPULSOR DE PARTIDA DO MOTOR DE ARRANQUE**

STARTER DRIVE / IMPULSOR DE PARTIDA

FOTO / Photo pg. 276

APLICAÇÃO / Application / Aplicación

Toyota: Conquest | Corolla

EQUIVALENTE / Equivalent

Lucas: 66241709

**0919****IMPULSOR DE PARTIDA DO MOTOR DE ARRANQUE**

STARTER DRIVE / IMPULSOR DE PARTIDA

FOTO / Photo pg. 276

APLICAÇÃO / Application / Aplicación

General Motors/Chevrolet: Omega Australiano 3.8 V6

MOTOR

Bosch: F005M00012 | F005M00014

**0919****IMPULSOR DE PARTIDA DO MOTOR DE ARRANQUE**

STARTER DRIVE / IMPULSOR DE PARTIDA

FOTO / Photo pg. 276

EQUIVALENTE / Equivalent

**Bosch:** 9000061009 | 9001066255 | F000AL1684 - **WAI:** 5491125**0920****IMPULSOR DE PARTIDA DO MOTOR DE ARRANQUE**

STARTER DRIVE / IMPULSOR DE PARTIDA

FOTO / Photo pg. 276

APLICAÇÃO / Application / Aplicación

**Mercedes Benz:** 1831 | 1831 AK | 1831L | 1835 | 1835 AK | 1835L | 1840 | 1840 AK | 1840L | 1843 | 1843 AK | 1843L | 1848 | 1848 AK | 1848L | 1853 | 1853L | 1857L | 1922 | 1928 | 1928L | 1933 | 1933L | 1936 | 1938 | 2031 | 2031A | 2033LS | 2035A | 2036LS | 2040 | 2040A | 2053 | 2531 | 2531L | 2535L | 2536A | 2540 | 2540L | 2543 | 2543L | 2548 | 2548L | 2553 | 2553L | 2557L | 2631 | 2631L | 2635 | 2635L | 2636A | 2638S | 2640 | 2640L | 2643 | 2643L | 2648 | 2648L | 2653 | 2653L | 2657 | 2657L | 3231 | 3235 | 3240 | 3243 | 3331 | 3331A | 3335 | 3340 | 3340A | 3343 | 3343A | 3348 | 3348A | 3353 | 3357 | 4140 | 4140A | 4143 | 4143A | 4148 | Actros 1831 | Actros 1835 | Actros 1840 | Actros 1843 | Actros 1848 | Actros 2031 | Actros 2035 | Actros 2040 | Actros 2043 | Actros 2048 | Actros 2531 | Actros 2535 | Actros 2540 | Actros 2543 | Actros 2548 | Actros 2631 | Actros 2635 | Actros 2640 | Actros 2643 | Actros 2648 | OM447 | OM449A - **Scania:** P - R 114/340 | P - R 124/360 | P - R 124/400 | P - R 124/420 | R - T 144/360 | R - T 144/530 | R 164/580 | Série 11.79M, 14.68M, 14.69M, 14.72A, 14.73M 1997... | Série 114 | Série 14.74M, 14.75M, 14.77A 14.78M 1997... | Série 144 - R144/460 DSC 14.15 | Série 164 - R164/480 DC 16.02 2000... | Série DSC - 11.56A, 11.57A, 11.58A, 14.57A, 14.61A, 14.62A, 14.63A | Série DSI - 11.71A, 11.72A, 11.74M, 11.75M, 11.76M, 11.77M, 11.78M | Série K124/ P124 | Série R 144/530 DSC 14.13 1996...2001 | Série R 164/580 DC 16.01 2000... | Série T 144/460 DSC 14.15 1997...2001 | Série T144/530 DSC 14.13 1997...2001

MOTOR

**Bosch:** 0001370003 | 0001371004 | 0001371005 | 0001371006 | 0001371007 | 0001371008 | 0001371009 | 0001371010 | 0001371013 | 0001371015 | 0001372001 | 0001372002 | 0001372003 | 0001372004 | 0001372005 | 0001372006 | 0001372007 | 0001372008

EQUIVALENTE / Equivalent

**Bosch:** 2006202010 | 2006202011 | 2008109203 | F000AL1898 - **Cargo:** 138308 - **Remy:** 19070179 | 19070179L - **WAI:** 5491128**0921****IMPULSOR DE PARTIDA DO MOTOR DE ARRANQUE**

STARTER DRIVE / IMPULSOR DE PARTIDA

FOTO / Photo pg. 276

APLICAÇÃO / Application / Aplicación

**Toyota:** Hilux 2.8 Diesel | L -2L | Land Cruiser 2.8 Diesel

MOTOR

**Nippondenso:** 280007370 | 280007373 | 280008760 | 280008761 | 280008762 | 1280000360 | 1280000362 | 1280001880 | 1280007353 | 1280008140 | 1280008142 | 1280008150 | 1280008152 | 1280009591 | 1280009592 | 2280000400 | 2280000640 | 2280001300 - **Toyota:** 2810054100 | 2810054170

EQUIVALENTE / Equivalent

**Cargo:** 137293 - **Nippondenso:** 0280992700 | 2810054310 - **Toyota:** 2801154070 - **WAI:** 548251**0925****IMPULSOR DE PARTIDA DO MOTOR DE ARRANQUE**

STARTER DRIVE / IMPULSOR DE PARTIDA

FOTO / Photo pg. 276

APLICAÇÃO / Application / Aplicación

**Audi:** A4 | A6 - **Fiat:** Palio | Siena Diesel | Strada 1.7 TDS - **Mahindra:** Pick Up - **Mercedes Benz:** E 190 2.3 - **Renault:** Especial/Special - **Volkswagen:** Gol G2 2.0 Mi | Gol G3 1.6 Mi | Gol G3 1.8 Mi | Gol G3 2.0 Mi | Gol GTI 16V | Passat Alemão

MOTOR

**Bosch:** 0001107037 | 0001107048 | 0001107054 | 0001107067 | 0001107068 | 0001107069 | 0001107070 | 0001107072 | 0001107073 | 0001107074 | 0001107076 | 0001108162 | 0001108166 | 0001108167 | 0001108172 | 0001108173 | 0001108174 | 0001108175 | 0001109018 | 0001115002 | 0001115007 | F002G20524

EQUIVALENTE / Equivalent

**Bosch:** 1006209618 | 1006209638 | 1006209672 | 1006209677 | 1006209690 | F002G20644 - **Fiat:** 9947831 - **Lucas Indiel:** 222503 - **WAI:** 549195**0926****IMPULSOR DE PARTIDA DO MOTOR DE ARRANQUE**

STARTER DRIVE / IMPULSOR DE PARTIDA

FOTO / Photo pg. 276

APLICAÇÃO / Application / Aplicación

**Citroën:** BX16 - **Peugeot:** 205 1.6 | 305 1.6 | 306 | 405 1.4 - 1.6 - 1.9l - **Renault:** R 4F6 | R 5 Alpine e Turbo | R 5 TL, GTL, LS | R11 | R9 | Trafic 1.4 b

MOTOR

**Iskra:** AZF3509 | AZF3513 | AZF3515 | AZF3517 | AZF3524 | AZF3528 | AZF3531 | AZF3545 | AZF3547 | AZF3549 | AZF3559 | 11130193 | 11130224 | 11130244 | 11130291 | 11130338 | 11130346 | 11130378 | 11130392 | 11130395 | 11130418

EQUIVALENTE / Equivalent

**Iskra:** 922H6 | 16900392 | 16900408 | 16900541 | 16900902 | 16901392 | 16901408**0929****IMPULSOR DE PARTIDA DO MOTOR DE ARRANQUE**

STARTER DRIVE / IMPULSOR DE PARTIDA

FOTO / Photo pg. 276

APLICAÇÃO / Application / Aplicación

**KHD:** BF4L 1011 | F2L 1011 | F3L 1011 | F4L 1011 - **Magirus Deutz:** Trator

**0929****IMPULSOR DE PARTIDA DO MOTOR DE ARRANQUE**

STARTER DRIVE / IMPULSOR DE PARTIDA

FOTO / Photo pg. 276

**MOTOR****Bosch:** 0001218172 | 0001218772**EQUIVALENTE / Equivalent****Bosch:** 9002336230 - **Lester:** 18230 - **WAI:** 549192**0930****IMPULSOR DE PARTIDA DO MOTOR DE ARRANQUE**

STARTER DRIVE / IMPULSOR DE PARTIDA

FOTO / Photo pg. 276

**APLICAÇÃO / Application / Aplicación****TCM Equipment Ag:** Série 42 MT 12/24V | Série 50MT 12/24V**MOTOR****Caterpillar:** 4N4405 - **Ingersoll Rand:** 462361 - **Leece Neville:** M0017137 | M0017157 | M0017191 - **Prestolite:** 462361 | MFJ6501 - **Remy:** 4N4405 | 1113344 - **Utms:** MFJ6501**EQUIVALENTE / Equivalent****Facet:** 480412 - **Lifan:** 101BMP2992 - **Remy:** 1933404 | 1985132 - **Utms:** DV202750 - **WAI:** 54129**0931****IMPULSOR DE PARTIDA DO MOTOR DE ARRANQUE**

STARTER DRIVE / IMPULSOR DE PARTIDA

FOTO / Photo pg. 276

**APLICAÇÃO / Application / Aplicación****Hatz:** 1D60 | 1D80**MOTOR****Bosch:** 0001314047 | 0001316012 | 0001316013**EQUIVALENTE / Equivalent****Bosch:** 1006209482 | 1006209914 - **Cargo:** 137279 - **WAI:** 549198**0932****IMPULSOR DE PARTIDA DO MOTOR DE ARRANQUE**

STARTER DRIVE / IMPULSOR DE PARTIDA

FOTO / Photo pg. 276

**APLICAÇÃO / Application / Aplicación****Audi:** A3 1.6i, 1.6T - **Seat:** Cordoba - **Volkswagen:** Caddy | Golf 2001 | New Beetle | Polo**MOTOR****Bosch:** 0001124003 | 0001124013 | 0001125005 | 0001125006**EQUIVALENTE / Equivalent****Bosch:** 1006209628 | 1006209649 | 1006209758 - **Cargo:** 137480 - **Lucas Indiel:** 229979 - **WAI:** 5491110**0933****IMPULSOR DE PARTIDA DO MOTOR DE ARRANQUE**

STARTER DRIVE / IMPULSOR DE PARTIDA

FOTO / Photo pg. 276

**APLICAÇÃO / Application / Aplicación****Volkswagen:** Gol 1000 Mi AP/AT | Gol G2 1.0 MI | Gol G2 1.0 MI 16V | Gol G3 1.0 MI | Gol G3 1.0 MI 16V | Golf | Parati 1997**EQUIVALENTE / Equivalent****Bosch:** 9001081074 - **WAI:** 5491141**0935****IMPULSOR DE PARTIDA DO MOTOR DE ARRANQUE**

STARTER DRIVE / IMPULSOR DE PARTIDA

FOTO / Photo pg. 276

**APLICAÇÃO / Application / Aplicación****JPX:** Jeep - **Peugeot:** 306 1.9 Diesel | Boxer | Partner 1.9 Diesel - **Renault:** Clio Express Diesel | R19**EQUIVALENTE / Equivalent****Lucas Indiel:** 224035**0936****IMPULSOR DE PARTIDA DO MOTOR DE ARRANQUE**

STARTER DRIVE / IMPULSOR DE PARTIDA

FOTO / Photo pg. 277

**APLICAÇÃO / Application / Aplicación****Peugeot:** 405 Diesel | 504 Diesel | 505 Diesel | 604 Diesel**MOTOR****Paris Rhone:** D9R84 | D9R121**EQUIVALENTE / Equivalent****Lucas Indiel:** 224036 - **Valeo:** NE210 | 182052

**0937****IMPULSOR DE PARTIDA DO MOTOR DE ARRANQUE**

STARTER DRIVE / IMPULSOR DE PARTIDA

FOTO / Photo pg. 277

## APLICAÇÃO / Application / Aplicación

**Audi:** A3 1.9 TDI - **Ford:** Galaxy 2.0 - **Seat:** Alhambra 1.9 TDI | Ibiza 1.9 D/TD | Vento Tdi 1.9 - **Skoda:** Octavia 1.9 TDI - **Volkswagen:** Beetle 1.9 TDI | Bora 1.9 TDI | Bus/Eurovan 1.9 L | Caravelle 1.9 | Eurovan | Golf 2.0 2001 | Golf G3 1.9 TDI | Multivan | Passat | Polo 1.9 TDI | Sharan 1.9 TDI | Vento TDI 1.9

## MOTOR

**Bosch:** 0001124001 | 0001124005 | 0001124006 | 0001125001 | 0001125002 | 0001125007 | 0001125008 | 0001125011 | 0001125012 | 0001125013 | 0001125031

**Volkswagen:** 02A911023L

## EQUIVALENTE / Equivalent

**Bosch:** 1006209621 | 1006209648 | 1006209699 | 1006209880 - **Cargo:** 136854 - **Lucas Indiel:** 224037 - **WAI:** 5491127

**0938****IMPULSOR DE PARTIDA DO MOTOR DE ARRANQUE**

STARTER DRIVE / IMPULSOR DE PARTIDA

FOTO / Photo pg. 277

## APLICAÇÃO / Application / Aplicación

**Ford:** Courier 1.4i 16v | Courier Zetec (nacional) 1.6 16V | Fiesta Zetec (nacional) 1.4 16V

## MOTOR

**Bosch:** 0001107043 | 0001107087 | 0001113010 | 0001113017 - **Ford:** 96FB11000 | 96FB11000KB | 96FB11000KC | 96FB11000LB | 96FB11000LC

## EQUIVALENTE / Equivalent

**Bosch:** 1006209629 | 1006209929 - **Lucas Indiel:** 224038

**0940****IMPULSOR DE PARTIDA DO MOTOR DE ARRANQUE**

STARTER DRIVE / IMPULSOR DE PARTIDA

FOTO / Photo pg. 277

## APLICAÇÃO / Application / Aplicación

**Asia Motors:** Towner Com Motor Mando

**0942****IMPULSOR DE PARTIDA DO MOTOR DE ARRANQUE**

STARTER DRIVE / IMPULSOR DE PARTIDA

FOTO / Photo pg. 277

## APLICAÇÃO / Application / Aplicación

**Volkswagen:** Gol AP 1.6 Mi, 1.8 Mi e 2.0 Mi - 8V e 16V 1999 | Gol G2 1.6 Mi | Parati AP 1.6 Mi, 1.8 Mi e 2.0 Mi - 8V e 16V 1999 | Saveiro AP 1.6 Mi, 1.8 Mi e 2.0 Mi - 8V e 16V 1999

## MOTOR

**Bosch:** F000AL0301

## EQUIVALENTE / Equivalent

**Bosch:** F000AL1032 | F000AL1037 | F000AL1882 - **Lucas Indiel:** 229985

**0943****IMPULSOR DE PARTIDA DO MOTOR DE ARRANQUE**

STARTER DRIVE / IMPULSOR DE PARTIDA

FOTO / Photo pg. 277

## APLICAÇÃO / Application / Aplicación

**John Deere:** 316 Motor B43E 1984...1992 | 318 Motor B43E 1983...1992 | 420 2 Cil. 0.78L 771cc 47cid - B48G 1983...1990 - **Onan:** Motor B43E 1979...1990 | Motor B43G 1979...1990 | Motor B48G 1979...1990

## MOTOR

**Onan:** 191168202 | 191168203 | 191168205 | 191176002 | 191180803 | 191180805 | 191180806 | 191194903 | 191194905 | 191194906 | 191194909 - **Toro:** NN10268

## EQUIVALENTE / Equivalent

**Lester:** 17333 - **Onan:** 1911953 - **WAI:** 548337

**0945****IMPULSOR DE PARTIDA DO MOTOR DE ARRANQUE**

STARTER DRIVE / IMPULSOR DE PARTIDA

FOTO / Photo pg. 277

## APLICAÇÃO / Application / Aplicación

**General Motors/Chevrolet:** Corsa - **Renault:** Clio 1.6 | R11 1.4 | R19 1.6 | R9 1.4

## MOTOR

**Lucas Indiel:** 35258600 | 35258790 - **Renault:** 7702227059

## EQUIVALENTE / Equivalent

**Lucas Indiel:** 35260290 - **Prestolite:** 35261035

**0946****IMPULSOR DE PARTIDA DO MOTOR DE ARRANQUE**

STARTER DRIVE / IMPULSOR DE PARTIDA

FOTO / Photo pg. 277

## APLICAÇÃO / Application / Aplicación

**Isuzu:** KBD 27, 41, 47 | Trooper Diesel 2.2 - **Jeep:** Renegade - **Kia:** Sportage

**0946****IMPULSOR DE PARTIDA DO MOTOR DE ARRANQUE**

STARTER DRIVE / IMPULSOR DE PARTIDA

FOTO / Photo pg. 277

**MOTOR**

**Isuzu:** 451229 | 455657 | 455674 | TY6615 | 2912559140 | 5811000860 | 5811001660 | 5811001830 | 8941233870 | 8941337583 | 8941492490 | 8941702050 | 8944489590  
**Nippondenso:** 280000960 | 280004390 | 280005060 | 280006440 | 280007000 | 280007001 | 280007351 | 280007790 | 280007791 | 280009300 | 1280000020 |  
 1280000830 | 1280000831 | 1280000832 | 1280000960 | 1280001100 | 1280001110 | 1280002880 | 1280002881 | 1280004660 | 1280004661 | 1280008700 | 2280001890  
**Remy:** 94123387

**EQUIVALENTE / Equivalent**

**Cargo:** 132863 - **Isuzu:** 5811240030 - **Lester:** 16739 | 17303 | 17381 - **Nippondenso:** 0283001840 | 0283001841 | 0283001842 - **WAI:** 548209

**0947****IMPULSOR DE PARTIDA DO MOTOR DE ARRANQUE**

STARTER DRIVE / IMPULSOR DE PARTIDA

FOTO / Photo pg. 277

**APLICAÇÃO / Application / Aplicación**

**Daihatsu:** Rocky F80 - **Especial/Special:** Motocicletas - **JCB:** Escavadeira - **Mazda:** B2200 - **Toyota:** 2S | 2Y | 2Y 2.2 | 3Y | Camry | Carina | Celica | Corolla |  
 Dyna | Hilux | JR 7 | MR 2 | Tercel - **ZEN:** Utiliza Pinhão ZEN 9186

**MOTOR**

**Daihatsu:** 2810072010 - **Ishikawajima:** 185086240 | 185086340 - **Kubota:** 1550463011 | 1574163011 - **Nippondenso:** 280004343 | 280004450 | 280005900 |  
 280005912 | 280006001 | 280006120 | 280006332 | 280006362 | 280006450 | 280006930 | 280007321 | 280007392 | 280007560 | 280007620 | 280008050 | 280008060 |  
 280008220 | 280008261 | 280008290 | 280008320 | 280008850 | 280009070 | 280009260 | 280009380 | 280009711 | 280009720 | 280009860 | 1280000101 | 1280000220 |  
 1280000230 | 1280000500 | 1280000510 | 1280001370 | 1280001440 | 1280001441 | 1280001520 | 1280001630 | 1280002060 | 1280003340 | 1280003350 | 1280003590 |  
 1280003670 | 1280003990 | 1280004420 | 1280005261 | 1280005410 | 1280005700 | 1280005780 | 1280005781 | 1280005840 | 1280005850 | 1280007090 | 1280007100 |  
 1280007330 | 1280007680 | 1280007690 | 1280007912 | 1280008070 | 1280008080 | 1280008240 | 1280008560 | 2280000311 | 2280000580 | 2280000960 | 2280001100 |  
 2280001110 | 2280001710 | 2280002020 | 2280002121 | 2280002300 | 2280002610 | 2280002620 | 2280002682 | 2280002691 | 2280002701 | 2280002760 | 2280002770 |  
 2280002851 | 2280002880 | 2280003200 | 2280003290 | 2280004320 | 2280004330 - **Toyota:** 2810010040 | 2810010060 | 2810013010 | 2810015020 | 2810015040 |  
 2810015070 | 2810015130 | 2810015180 | 2810016020 | 2810016080 | 2810016110 | 2810027010 | 2810027030 | 2810027050 | 2810027060 | 2810031010 | 2810034060 |  
 2810034080 | 2810034100 | 2810041060 | 2810042040 | 2810042050 | 2810044030 | 2810044050 | 2810045033 | 2810045050 | 2810051031 | 2810060070 | 2810063020 |  
 2810063050 | 2810072010 | 2810072020 | 2810072030 | 2810072040 | 2810072050 | 2810072060 | 2810072070 | 2810072090 | 2810072100 | 2810072110 | 2810073010

**EQUIVALENTE / Equivalent**

**Cargo:** 132004 - **Honda:** 31204657617 - **Ishikawajima:** 185866150 - **Isuzu:** 8941291870 - **Kubota:** 1550463041 - **Lester:** 16248 | 16251 | 16578 | 16586 | 16600 |  
 16612 | 16674 | 16735 | 16736 | 16737 | 16759 | 16760 | 16761 | 16786 | 16790 | 16802 | 16821 | 16823 | 16825 | 16826 | 16827 | 16828 | 16829 | 16831 | 16833 | 16834 |  
 16837 | 16878 | 16892 | 16895 | 16906 | 16911 | 16913 | 17002 | 17003 | 17027 | 17125 | 17143 | 17171 | 17240 | 17251 | 17256 | 17345 | 17420 | 17422 | 17481 | 17487 |  
 17521 | 17530 | 17537 | 18181 | 18182 - **Nippondenso:** 0283001600 | 0283001601 | 0283001602 | 0283001603 | 0283001790 | 0283001791 | 0283001800 | 0283002000 |  
 0283002110 | 0283002111 | 0283002270 | 0283003630 | 0283003631 | 0283004160 | 0283006940 - **Toyota:** 2801120540 | 2801126041 | 2801126042 | 2801135030 |  
 2810110710 - **WAI:** 548202

**0948****IMPULSOR DE PARTIDA DO MOTOR DE ARRANQUE**

STARTER DRIVE / IMPULSOR DE PARTIDA

FOTO / Photo pg. 277

**APLICAÇÃO / Application / Aplicación**

**Case:** EHC - **John Deere:** Especial/Special

**MOTOR**

**Nippondenso:** 128000533 | 128000597 | 128000723 | 228000136 | 228000138 | 228000139 | 228000140

**EQUIVALENTE / Equivalent**

**Lester:** 17353 | 17618 | 17624 | 17625 | 17633 | 18272 - **Nippondenso:** 0283007530 - **WAI:** 548237

**0950****IMPULSOR DE PARTIDA DO MOTOR DE ARRANQUE**

STARTER DRIVE / IMPULSOR DE PARTIDA

FOTO / Photo pg. 277

**APLICAÇÃO / Application / Aplicación**

**John Deere:** Cefeiro Front F911 Kawasaki 22HP | Kawasaki motores pequenos FD620Dv - Vários Modelos | Tratores Cub Cadet Compact 3205 Kawasaki 20HP Gas  
 1998...1999 | Tratores de Grama 445 Kawasaki 22HP Gas | Turf Vehicle Kawasaki 18HP | Utility Vehicle (UTV) 1800 Golf Kawasaki 18HP | Utility Vehicle (UTV) Gator HPX  
 Kawasaki 20HP

**MOTOR**

**Nippondenso:** 1280003540 | 1280009360

**EQUIVALENTE / Equivalent**

**Nippondenso:** 0283005720 - **WAI:** 548242 | 548244

**0951****IMPULSOR DE PARTIDA DO MOTOR DE ARRANQUE**

STARTER DRIVE / IMPULSOR DE PARTIDA

FOTO / Photo pg. 277

**APLICAÇÃO / Application / Aplicación**

**Suzuki:** Corry | Maruti

**0951****IMPULSOR DE PARTIDA DO MOTOR DE ARRANQUE**

STARTER DRIVE / IMPULSOR DE PARTIDA

FOTO / Photo pg. 277

EQUIVALENTE / Equivalent

Nippondenso: 0283005800 - Suzuki: 3132051A10 - WAI: 548256

**0953****IMPULSOR DE PARTIDA DO MOTOR DE ARRANQUE**

STARTER DRIVE / IMPULSOR DE PARTIDA

FOTO / Photo pg. 277

APLICAÇÃO / Application / Aplicación

Fiat: 1100TN | 217N | 332 | 352 | 615N e 615N1 | 616 | Campagnolo Diesel

MOTOR

Fiat: 852962 | 4104783 - Magneti Marelli: 63223897 | E1154/24

EQUIVALENTE / Equivalent

Fiat: 879898

**0954****IMPULSOR DE PARTIDA DO MOTOR DE ARRANQUE**

STARTER DRIVE / IMPULSOR DE PARTIDA

FOTO / Photo pg. 277

APLICAÇÃO / Application / Aplicación

Toyota: Hilux 2.8

MOTOR

Nippondenso: 2280002120 | 2810054380

EQUIVALENTE / Equivalent

Toyota: 2801154380 - WAI: 548257

**0957****IMPULSOR DE PARTIDA DO MOTOR DE ARRANQUE**

STARTER DRIVE / IMPULSOR DE PARTIDA

FOTO / Photo pg. 277

APLICAÇÃO / Application / Aplicación

Mazda: Especial/Special - Mitsubishi: Canter - Nissan: Especial/Special - Yale: Especial/Special - ZEN: Utiliza Pinhão ZEN 12658 | Utiliza Pinhão ZEN 12659

MOTOR

Mazda: S21118400 | V10118400B - Mitsubishi: M2T54372 | M2T54571 | M2T54572 | M2T56071 | M2T57871 | M2T57881 | M2T60072 | M2T61771 | M2T64372 | M2T64373 | M2T66371 | M2T66872 | M2T66873 | M2T67871 | M2T67872 | M2T67873 | M2T67881 | M2T67882 | M2T67883 | M2T78271 | M3T56471 | M3T57371 | M3T66071 | M3T66072 | M3T66073 | M3T66074 | ME007517 | ME008815 | ME017034 | ME017035 | ME017056 | ME017061 | MG120413 | M002T54372 | M002T54571 | M002T54572 | M002T56071 | M002T57871 | M002T57881 | M002T60072 | M002T61771 | M002T64372 | M002T64373 | M002T66371 | M002T66872 | M002T66873 | M002T67871 | M002T67872 | M002T67873 | M002T67881 | M002T67882 | M002T67883 | M002T78271 | M003T56471 | M003T57371 | M003T66071 | M003T66072 | M003T66073 | M003T66074

EQUIVALENTE / Equivalent

Mazda: 859924740 - Mitsubishi: ME700121 | 23314T9000 | M357T73171 | M357T76171 | M357T77371 | M605X31971 - WAI: 5483401

**0958****IMPULSOR DE PARTIDA DO MOTOR DE ARRANQUE**

STARTER DRIVE / IMPULSOR DE PARTIDA

FOTO / Photo pg. 277

APLICAÇÃO / Application / Aplicación

General Motors/Chevrolet: Blazer 4.3 V6 - Hyster: Empilhadeira H80XM

MOTOR

Remy: 9000836 | 9000841 | 9000854 | 9000857 | 9000858 | 9000871 | 9000872 | 9000873 | 9000879 | 9000880 | 9000882 | 9000884 | 9000885 | 24506694

EQUIVALENTE / Equivalent

Remy: 10492409 | 10492409L - WAI: 54168 | 54174

**0959****IMPULSOR DE PARTIDA DO MOTOR DE ARRANQUE**

STARTER DRIVE / IMPULSOR DE PARTIDA

FOTO / Photo pg. 278

APLICAÇÃO / Application / Aplicación

Ford: Expedition 4.6, 5.4 V8 1999 | Lincoln Navigator 5.4 V8 1999 | Pick Up série F 4.2 (V6), 4.6 e 5.4 (V8), 6.8 (V10) 1999

MOTOR

Ford: F81U11000AC

EQUIVALENTE / Equivalent

Visteon: STRC019 - WAI: 542400



**0960****IMPULSOR DE PARTIDA DO MOTOR DE ARRANQUE**

STARTER DRIVE / IMPULSOR DE PARTIDA

FOTO / Photo pg. 278

APLICAÇÃO / Application / Aplicación

Lotus: Elise - Rover: 216 | 620 | 820 | 850

MOTOR

Lucas Indiel: 26692 | 26696 | 26607EJ

EQUIVALENTE / Equivalent

Cargo: 133295 | 133979 - Lucas: TNB176 | 54292179

**0961****IMPULSOR DE PARTIDA DO MOTOR DE ARRANQUE**

STARTER DRIVE / IMPULSOR DE PARTIDA

FOTO / Photo pg. 278

APLICAÇÃO / Application / Aplicación

Citröen: BX | Xantia | XM | ZX - Ford: Granada | Sierra | Spurio - Mercedes Benz: E 200 | E 300 - Peugeot: 404 | 405 | 504 2.1, 2.3 diesel | 505 1.6, 1.8, 2.0, 2.3, 2.5 Diesel | 604 | J9

MOTOR

Paris Rhone: D9R89 | D9R99 | D9R112 | D9R118 | D9R122 | D9R135 - Valeo: D9R89 | D9R99 | D9R112 | D9R118 | D9R119 | D9R135 | D9R149

EQUIVALENTE / Equivalent

Paris Rhone: 180827 | 184530 - Valeo: NE776 | NE832 | 182176 | 185675 | 186456 | 594042

**0962****IMPULSOR DE PARTIDA DO MOTOR DE ARRANQUE**

STARTER DRIVE / IMPULSOR DE PARTIDA

FOTO / Photo pg. 278

APLICAÇÃO / Application / Aplicación

Ford: Courier 1.8 diesel | Escort 1.6 diesel | Fiesta 1.6 diesel | Mondeo 1.8 Turbo Diesel | Orion 1.6 diesel

MOTOR

Bosch: 0001110013 | 0001110019 | 0001110043 | 0001110044 | 0001110051 | 0001110064 | 0001110065 | 0001110088 | 0001110104 | 0001110105

EQUIVALENTE / Equivalent

Bosch: 1006209560 | 1006209569 | 1006209908 - Lucas Indiel: 224062

**0965****IMPULSOR DE PARTIDA DO MOTOR DE ARRANQUE**

STARTER DRIVE / IMPULSOR DE PARTIDA

FOTO / Photo pg. 278

APLICAÇÃO / Application / Aplicación

Citröen: C3 - Fiat: 147 1.1 e 1.3 1973...1986 | Duna 60, 70 e Weekend 1986...1990 | Elba 1.0, 1.3, 1.5 SOHC 1985 | Fiorino 1.0, 1.3, 1.5 1985 | Oggi 1.1, 1.3 1973...1986 | Palio 1.0 8V e 16V, 1.3 16V, 1.5 EL Mpi e ELX Mpi, 1.8 - Ford: Courier 1.0L / 1.6L Zetec Rocam | EcoSport 1.0L / 1.6L Zetec Rocam | EcoSport 1.0L Supercharger | Escort 1.6L Zetec Rocam | Fiesta 1.0L / 1.6L / Zetec Rocam 1999 | Ka 1.0L / 1.6L Zetec Rocam | Novo Fiesta 1.0L / 1.6L Zetec Rocam | Novo Fiesta 1.0L Supercharger - Nissan: March 1.0 16V - Peugeot: 106 | 206 1.0 16V / 1.4 / 1.6 / 1.6 16V | 207 - Renault: Clio | Clio 1.0 / 1.0 16V / 1.6 16V | Kangoo 1.0 / 1.0 16V / 1.2 / 1.6 16V | Logan 1.0 16v | Twingo 1.0 / 1.2

MOTOR

Ford: 3S6511000AA | 3S6511000CA - Renault: 8200471963 - Valeo: D7E1 | D7E5 | D7E16 | D7E23 | D7E24 | D7E35 | D7E37 | D7E39 | D7E52

EQUIVALENTE / Equivalent

Lucas Indiel: 229989 - Valeo: 060527 | 080327 | NE949 | 100327 | 187336 | 187863 | 187996 | 188251 | 220527 | 250527 | 260412 | 290212 | 290327 | 492828 | 494828 | 494832 | 594287 - WAI: 549438

**0969****IMPULSOR DE PARTIDA DO MOTOR DE ARRANQUE**

STARTER DRIVE / IMPULSOR DE PARTIDA

FOTO / Photo pg. 278

APLICAÇÃO / Application / Aplicación

BMW: 318i | 324D | 524D

MOTOR

Magneti Marelli: 63111000 | 63223435 | 63223639

EQUIVALENTE / Equivalent

WAI: 549316

**0970****IMPULSOR DE PARTIDA DO MOTOR DE ARRANQUE**

STARTER DRIVE / IMPULSOR DE PARTIDA

FOTO / Photo pg. 278

APLICAÇÃO / Application / Aplicación

Case: Cefeiras 6000 e 6500 W Motor NCE 4-390 | Escavadeira 1088 | Retroescavadeira Cummins | Trator 5100 1987...1992 - Cummins: Motores

MOTOR

Bosch: 0001367072 | 0001368069 | 0001368083 | 0001369007 | 0001369019 | 0001369025 - Case: A181642 | A187597 | 114799A1 | P941519Q - Cummins: 3283312 | 3283812

**0970****IMPULSOR DE PARTIDA DO MOTOR DE ARRANQUE**

STARTER DRIVE / IMPULSOR DE PARTIDA

FOTO / Photo pg. 278

EQUIVALENTE / Equivalent

Bosch: 2006209458 | 2006209543 - WAI: 549199 | 5491119

**0972****IMPULSOR DE PARTIDA DO MOTOR DE ARRANQUE**

STARTER DRIVE / IMPULSOR DE PARTIDA

FOTO / Photo pg. 278

APLICAÇÃO / Application / Aplicación

Seat: Especial/Special - Volkswagen: Golf | Passat 1.9 Diesel | Polo

MOTOR

Bosch: 0001124011 | 0001125003 | 0001125039

EQUIVALENTE / Equivalent

Bosch: 1006209643 | 1006209759 - Lucas Indiel: 224072 - WAI: 5491152

**0975****IMPULSOR DE PARTIDA DO MOTOR DE ARRANQUE**

STARTER DRIVE / IMPULSOR DE PARTIDA

FOTO / Photo pg. 278

APLICAÇÃO / Application / Aplicación

Ford: Escort 1.8 EFI ...08/1995 | Fiesta 0.9 e 1.0 1996

MOTOR

Ford: 95FB11000BC | 95FB11000BD | 95FB11000BG - Magneti Marelli: 63223538 | 63293538

EQUIVALENTE / Equivalent

Ford: F5BU11350AA - Lucas: 54294813 - Lucas Indiel: 224075

**0976****IMPULSOR DE PARTIDA DO MOTOR DE ARRANQUE**

STARTER DRIVE / IMPULSOR DE PARTIDA

FOTO / Photo pg. 278

APLICAÇÃO / Application / Aplicación

Citroën: Ax | Berlingo | C3 1.1i, 1.4i, 1.6 16V | Saxo 1.0, 1.4 | Xsara 1.4i 07/1997...08/2000 | Xsara Picasso 2.0 16V. | ZX 1.0, 1.4 - Fiat: Doblo 1.6 16V | Palio Fire 2001 | Palio Weekend 1.6 16V Fire 2001 | Palio Weekend Adventur 1.6 16V Fire 2001 | Siena 1.6 MPI 16V | Strada 2003 - Mercedes Benz: C 240 | C 280 | C 280 T - Modell | CLK 320 Coupe - Peugeot: 106 | 205 | 206 | 306 | 405 1.6 | Boxer | Partner Furgonato 1.1, 1.4 | Partner Van, Limousine - Renault: Megane 2.0 16V

MOTOR

Bosch: 0001106011 | 0001106014 | 0001106015 | 0001107047 | 0001107063 | 0001107077 | 0001107091 | 0001107098 | 0001108171 | 0001108176 | 0001108184 | 0001112007 | 0001112019 | 0001112041 | 0001112044 | 0001115006 | 0001116003

EQUIVALENTE / Equivalent

Bosch: 1006209624 | 1006209633 | 1006209692 | 1006209696 | 1006209706 | 1006209715 | 1006209944 | 9008045049 | F000AL1324 | F000AL1683 - Lucas Indiel: 224076 - WAI: 5491103

**0977****IMPULSOR DE PARTIDA DO MOTOR DE ARRANQUE**

STARTER DRIVE / IMPULSOR DE PARTIDA

FOTO / Photo pg. 278

APLICAÇÃO / Application / Aplicación

Mercury Marine: Mercury Cruiser Marine

MOTOR

Remy: 1109359 | 1109360

EQUIVALENTE / Equivalent

Lester: 3277 | 3366 | 4235 | 4236 | 4270 | 4271 | 6736 | 6738 - Remy: 1937554 | 1974655 - WAI: 54183

**0978****IMPULSOR DE PARTIDA DO MOTOR DE ARRANQUE**

STARTER DRIVE / IMPULSOR DE PARTIDA

FOTO / Photo pg. 278

APLICAÇÃO / Application / Aplicación

General Motors/Chevrolet: D20 03/1992... | D6000 03/1992... | GMC 6100 Maxion 4 Cil. 2001 | Silverado Maxion S4 Diesel - Massey Ferguson: 265 04/1976... - Perkins: Maxion

MOTOR

Lucas Indiel: 35258540 | 35258710

EQUIVALENTE / Equivalent

Lucas Indiel: 220310 | 224078 | 229027 | 35259027 | 35260310 | 35260810

**0981****IMPULSOR DE PARTIDA DO MOTOR DE ARRANQUE**

STARTER DRIVE / IMPULSOR DE PARTIDA

FOTO / Photo pg. 278

APLICAÇÃO / Application / Aplicación

BRP: GTX

MOTOR

Johnson Electric: 420890632

EQUIVALENTE / Equivalent

Johnson Electric: 420888994 | 10328720DV30SM

**0983****IMPULSOR DE PARTIDA DO MOTOR DE ARRANQUE**

STARTER DRIVE / IMPULSOR DE PARTIDA

FOTO / Photo pg. 278

APLICAÇÃO / Application / Aplicación

Peugeot: 504 | 505 diesel XD2

MOTOR

Lucas Indiel: 35258690

EQUIVALENTE / Equivalent

Lucas Indiel: 35259037 | 35260590

**0985****IMPULSOR DE PARTIDA DO MOTOR DE ARRANQUE**

STARTER DRIVE / IMPULSOR DE PARTIDA

FOTO / Photo pg. 278

APLICAÇÃO / Application / Aplicación

Fiat Allis: Pá Carregadeira FR128 | Trator de Esteira 7D - Mercedes Benz: 915 c Accelo | Axor 1933 | Caminhão 1418L, 1718, 1725, 2423, 2428 | Caminhão 712C, 715, 714C, 1418 EL | Caminhão 915C, 1215, 1218EL, 1218L | Caminhão e Ônibus Eletrônicos C/ Motor OM904, OM906, OM924, OM926 | Especial/Special | Família Atego 1315, 1418, 1518, 1718, 1725, 2425 24V OM 904, OM 906, OM 924 e OM 926 | Família Atego L1318, 2423B, 2423K, L1620 Chassi de ônibus 24V OM 904, OM 906, OM 924 e OM 926 | Família Atego LO 914, 0500M, 0500U, 0500R, OF 1417, OF 1418, OF 1518, OF 1721, OF 1722 24V OM 904, OM 906, OM 924 e OM 926 - TCM Equipment Ag: Série 28MT 12/24V C/ Motor OM904, OM906, OM924, OM926

MOTOR

Mercedes Benz: A0051512201 | A0051517601 - Remy: 10479626 | 10479650 | 10479654

EQUIVALENTE / Equivalent

Remy: 10457362 | 10457368 | 10503933 | 10457362L - WAI: 548415

**0989****IMPULSOR DE PARTIDA DO MOTOR DE ARRANQUE**

STARTER DRIVE / IMPULSOR DE PARTIDA

FOTO / Photo pg. 278

APLICAÇÃO / Application / Aplicación

Volkswagen: Kombi Refrigerada a água

MOTOR

Bosch: F000AL0306

EQUIVALENTE / Equivalent

Bosch: F000AL1152 | F000AL1707 - WAI: 5491113

**0990****IMPULSOR DE PARTIDA DO MOTOR DE ARRANQUE**

STARTER DRIVE / IMPULSOR DE PARTIDA

FOTO / Photo pg. 279

APLICAÇÃO / Application / Aplicación

Fiat: Duna - Ford: Escort L Zetec | Focus | Mondeo 1.8 e 2.0

MOTOR

Lucas Indiel: 35258760 | 35258850 | 35261250

EQUIVALENTE / Equivalent

Lucas Indiel: 220625 | 224090 | 35260625

**0991****IMPULSOR DE PARTIDA DO MOTOR DE ARRANQUE**

STARTER DRIVE / IMPULSOR DE PARTIDA

FOTO / Photo pg. 279

APLICAÇÃO / Application / Aplicación

Agrale: Micro Ônibus Volare (Marcopolo) MWM 407 TCA 10/1998... - Ford: F250 MWM - General Motors/Chevrolet: Silverado MWM Diesel - MWM: Motor 06CL Sprint (GM Silverado)

MOTOR

Lucas Indiel: 35258580 | 35258910 | 35261305 - Prestolite: 35259890

EQUIVALENTE / Equivalent

Lucas Indiel: 224091 | 229033 | 35259033 | 35260500

**0996****IMPULSOR DE PARTIDA DO MOTOR DE ARRANQUE**

STARTER DRIVE / IMPULSOR DE PARTIDA

FOTO / Photo pg. 279

APLICAÇÃO / Application / Aplicación

Yale: Empilhadeira

**0997****IMPULSOR DE PARTIDA DO MOTOR DE ARRANQUE**

STARTER DRIVE / IMPULSOR DE PARTIDA

FOTO / Photo pg. 279

APLICAÇÃO / Application / Aplicación

BMW: 316, 318, 325 série E36 | 728 série E38 | BMW série 5 e série E34 - E36 Todos os tipos exceto diesel

MOTOR

Bosch: 0001107062 | 0001108157 | 0001108169

EQUIVALENTE / Equivalent

Bosch: 1006209634 | 1006209660 | 1006209779 | 1006209792 | 1006209968 - Lucas Indiel: 224097 - WAI: 5491101

**0998****IMPULSOR DE PARTIDA DO MOTOR DE ARRANQUE**

STARTER DRIVE / IMPULSOR DE PARTIDA

FOTO / Photo pg. 279

APLICAÇÃO / Application / Aplicación

Fiat: Brava 1.8 HGT | Marea 1.8 MPI 16V | Marea 2.0 20v | Marea 2.0 MPI 20v Turbo | Marea 2.4 20v | Marea Turbo | Marea Weekend 1.8 MPI 16V | Marea Weekend 2.0 MPI 20V Turbo - Toyota: Corolla 2000 | Fielder 2010... | Hilux 2.7 2010...

MOTOR

Bosch: 0001107030 | 0001107066 | 0001107078 | 0001107079 | 0001108181 | F000AL0102 | F000AL0110 | F00MAL0110 - Fiat: 46468696 - Toyota: 281000C060

EQUIVALENTE / Equivalent

Bosch: 1006209607 | 1006209675 | F000AL1200 | F000AL1250 | F000AL1695 - Fiat: 9947838 - Lucas Indiel: 224098 - WAI: 5491113

**0999****IMPULSOR DE PARTIDA DO MOTOR DE ARRANQUE**

STARTER DRIVE / IMPULSOR DE PARTIDA

FOTO / Photo pg. 279

APLICAÇÃO / Application / Aplicación

Fiat: Palio 1.6 | Palio Weekend | Siena 16V 1.6 | Strada

MOTOR

Magnet Marelli: 63103007 | 63103008

EQUIVALENTE / Equivalent

Lucas Indiel: 224099 - WAI: 549308

**1001****IMPULSOR DE PARTIDA DO MOTOR DE ARRANQUE**

STARTER DRIVE / IMPULSOR DE PARTIDA

FOTO / Photo pg. 279

APLICAÇÃO / Application / Aplicación

BMW: D35 1.4 11/1979...07/1987 | D50 2.1 11/1979...07/1987

MOTOR

Bosch: 0001366026

EQUIVALENTE / Equivalent

Bosch: 2006209486

**1002****IMPULSOR DE PARTIDA DO MOTOR DE ARRANQUE**

STARTER DRIVE / IMPULSOR DE PARTIDA

FOTO / Photo pg. 279

APLICAÇÃO / Application / Aplicación

KHD: BF4L 1011 2.7 jun/89 | F2L 1011 1.4 jun/89 | F3L 1011 2.0 jun/89 | F4L 1011 2.7 jun/89

MOTOR

Bosch: 0001368077

EQUIVALENTE / Equivalent

Bosch: 2006209461

**1003****IMPULSOR DE PARTIDA DO MOTOR DE ARRANQUE**

STARTER DRIVE / IMPULSOR DE PARTIDA

FOTO / Photo pg. 279

APLICAÇÃO / Application / Aplicación

Saab: Marine 2G 1.6L 1977...1983 | Marine 2GRG 1.6L 1977...1983 | Marine 2J 1.9L 1977...1988 | Marine 2JRG 1.9L 1977...1985 | Marine G 0.8L 1977...1979 | Marine GA 0.8L 1961...1979 | Marine GAG 0.9L 1961...1979

MOTOR

Bosch: 0001362085 | 0001362094 | 0001362099

**1003****IMPULSOR DE PARTIDA DO MOTOR DE ARRANQUE**

STARTER DRIVE / IMPULSOR DE PARTIDA

FOTO / Photo pg. 279

EQUIVALENTE / Equivalent

Bosch: 2006209433 - Lucas Indiel: 220406

**1004****IMPULSOR DE PARTIDA DO MOTOR DE ARRANQUE**

STARTER DRIVE / IMPULSOR DE PARTIDA

FOTO / Photo pg. 279

APLICAÇÃO / Application / Aplicación

Lamborghini: Diablo 5.7

MOTOR

Bosch: 0001362104

EQUIVALENTE / Equivalent

Bosch: 2006209429 | 2006209490

**1005****IMPULSOR DE PARTIDA DO MOTOR DE ARRANQUE**

STARTER DRIVE / IMPULSOR DE PARTIDA

FOTO / Photo pg. 279

APLICAÇÃO / Application / Aplicación

Agria: 4900 - Carraro: Super Tigre 625

MOTOR

Bosch: 0001362094 | 0001366005 | 0001366006 | 0001366013 | 9000143204

EQUIVALENTE / Equivalent

Bosch: 2006209488

**1011****IMPULSOR DE PARTIDA DO MOTOR DE ARRANQUE**

STARTER DRIVE / IMPULSOR DE PARTIDA

FOTO / Photo pg. 279

APLICAÇÃO / Application / Aplicación

Nissan: Micra

EQUIVALENTE / Equivalent

Bosch: 1006209932

**1013****IMPULSOR DE PARTIDA DO MOTOR DE ARRANQUE**

STARTER DRIVE / IMPULSOR DE PARTIDA

FOTO / Photo pg. 279

APLICAÇÃO / Application / Aplicación

TCM Equipment Ag: 37 MT Séries DD Starters

EQUIVALENTE / Equivalent

WAI: 54170

**1016****IMPULSOR DE PARTIDA DO MOTOR DE ARRANQUE**

STARTER DRIVE / IMPULSOR DE PARTIDA

FOTO / Photo pg. 279

APLICAÇÃO / Application / Aplicación

Hitachi: Maxima | Tsuru Altima

EQUIVALENTE / Equivalent

Hitachi: 211445016 - Nissan: 2331231U00 - WAI: 548151

**1017****IMPULSOR DE PARTIDA DO MOTOR DE ARRANQUE**

STARTER DRIVE / IMPULSOR DE PARTIDA

FOTO / Photo pg. 279

APLICAÇÃO / Application / Aplicación

Audi: A3 2002 - Infiniti: I30 3.0 - Nissan: Maxima II 2.0 - 3.0 V6 24V | Maxima III QX 2.0 - 3.0 - Volkswagen: Bora 1.8 T | Bora 2.3 V5 4 Motion | Golf IV 1.8 GTI Turbo | Golf IV 2.8 V6 | Sharan 1.8 T 20V

MOTOR

Hitachi: S114875 | S114801B | S114801C - Nissan: 2330031U02

EQUIVALENTE / Equivalent

Hitachi: 211445100 - Nissan: 2331231U01 - WAI: 548152

**1018****IMPULSOR DE PARTIDA DO MOTOR DE ARRANQUE**

STARTER DRIVE / IMPULSOR DE PARTIDA

FOTO / Photo pg. 279

APLICAÇÃO / Application / Aplicación

Nissan: Almera e Sunny - Subaru: Forester 2.0 | Impreza 1.6, 1.8, 2.0 2WD e 4WD | Justy 1.0 | Legacy 2.0, 2.2 e 2.5

**1018****IMPULSOR DE PARTIDA DO MOTOR DE ARRANQUE**

STARTER DRIVE / IMPULSOR DE PARTIDA

FOTO / Photo pg. 279

**MOTOR****Mitsubishi:** MOT80285 | M1T77181**EQUIVALENTE / Equivalent****Mitsubishi:** M191T16771 | M191T16971 | M191X16771 | M191X16971 - **Nissan:** 23312AA050 - **WAI:** 548338**1019****IMPULSOR DE PARTIDA DO MOTOR DE ARRANQUE**

STARTER DRIVE / IMPULSOR DE PARTIDA

FOTO / Photo pg. 280

**APLICAÇÃO / Application / Aplicación****Mercury:** Van Villager 6 cil. 3.0L 182cid 1993...1998 - **Nissan:** Van Quest 6 cil. 3.0L 2960cc 181cid 1993...1998**EQUIVALENTE / Equivalent****Ford:** F4XY11350B - **Motorcraft:** SDE354 - **Nissan:** 233540B710 - **WAI:** 5483417**1020****IMPULSOR DE PARTIDA DO MOTOR DE ARRANQUE**

STARTER DRIVE / IMPULSOR DE PARTIDA

FOTO / Photo pg. 280

**APLICAÇÃO / Application / Aplicación****Nissan:** 200 SX | Sentra**MOTOR****Hitachi:** S114750 | S114800 | S114816 | S114766A | S114775A**EQUIVALENTE / Equivalent****Hitachi:** 211415016 - **Nissan:** 2331250Y01 - **WAI:** 548153**1021****IMPULSOR DE PARTIDA DO MOTOR DE ARRANQUE**

STARTER DRIVE / IMPULSOR DE PARTIDA

FOTO / Photo pg. 280

**APLICAÇÃO / Application / Aplicación****Nissan:** Altima L4 2.4L 2389cc 1993...1997**MOTOR****Hitachi:** S114754 | S114754A - **Nissan:** 233001E400 | 233001E400R**EQUIVALENTE / Equivalent****Nissan:** 233121E400 - **WAI:** 548150**1022****IMPULSOR DE PARTIDA DO MOTOR DE ARRANQUE**

STARTER DRIVE / IMPULSOR DE PARTIDA

FOTO / Photo pg. 280

**APLICAÇÃO / Application / Aplicación****Agrale:** Micro Ônibus Volare (Marcopolo) MWM 407 TCA 10/1998... - **Fiat:** Ducato - **Ford:** F250 MWM | F350 - **General Motors/Chevrolet:** Silverado MWM - **MWM:** F250 Motor 6.07TCA 03/1999... - **Peugeot:** Boxer 2.8 HDI**MOTOR****Bosch:** 0001223010 | 0001223013**EQUIVALENTE / Equivalent****Bosch:** 6033AD0270 | 6033AD0414 - **WAI:** 5491153**1023****IMPULSOR DE PARTIDA DO MOTOR DE ARRANQUE**

STARTER DRIVE / IMPULSOR DE PARTIDA

FOTO / Photo pg. 280

**APLICAÇÃO / Application / Aplicación****Citroën:** Berlingo 1.8 D, 1.9 D e 2.0 HDi - **Fiat:** Scudo TD - **JPX:** Jeep - **Mercedes Benz:** Sprinter - **Peugeot:** 405 Diesel | Partner - **Renault:** Clio D | Express D | Megane D | R 19 D | R 21 D - **Volvo:** Volvo 400 TD | Volvo 460 TD**MOTOR****Mercedes Benz:** 0051511301 - **Valeo:** D7R5 | D7R8 | D7R9 | D7R12 | D7R13 | D7R16 | D7R18 | D7R20 | D7R25 | D7R26 | D7R27 | D7R40 | D7R43 | D7R46 | D7R49 | D8R27 | D8R49 | D7RE46**EQUIVALENTE / Equivalent****Lucas Indiel:** 220407 - **Valeo:** NE834 | 185915 | 584135 | 584185 | 594185 - **WAI:** 549441**1024****IMPULSOR DE PARTIDA DO MOTOR DE ARRANQUE**

STARTER DRIVE / IMPULSOR DE PARTIDA

FOTO / Photo pg. 280

**APLICAÇÃO / Application / Aplicación****Citroën:** XM 2.5 TD - **Fiat:** 127 | Panda 30 - 45 | Ritmo 60 | Uno 45 - **Ford:** Ranger 2.5 TD - **Hyundai:** HR - **Mazda:** B2500D - **Mitsubishi:** 4D56 | L200 2.5 D 4WD | L300 2.5 D e TD 4X4 | Pajero 2.5 td | Space Gear 2.5 d

**1024****IMPULSOR DE PARTIDA DO MOTOR DE ARRANQUE**

STARTER DRIVE / IMPULSOR DE PARTIDA

FOTO / Photo pg. 280

**MOTOR****Mitsubishi:** M2T80582 | M2T84071 | M2T84171 | M2T84571 | M2T87071 | M2T87171 | M2T87271 | M2T87471 | M2T87871 | MD315548 | M002T87071 | M002T87171ZT**EQUIVALENTE / Equivalent****Cargo:** 139541 - **Lucas Indiel:** 220408 - **Mitsubishi:** MD312858 | MD618963 | M191T15071 | M191T68071 | M191X68071 - **WAI:** 548343**1025****IMPULSOR DE PARTIDA DO MOTOR DE ARRANQUE**

STARTER DRIVE / IMPULSOR DE PARTIDA

FOTO / Photo pg. 280

**APLICAÇÃO / Application / Aplicación****Fiat Iveco:** Ducato 719 2.8 | Ducato 720 2.8 | Ducato 721 2.8 | Ducato 722 2.8 | Ducato 723 2.8 | Ducato 724 2.8 | Ducato 725 2.8 | Ducato 726 2.8 | Ducato 729 2.8**Peugeot:** Boxer**MOTOR****Fiat:** 131955508 - **Magneti Marelli:** 63114014 | 83226569 | 85541700**EQUIVALENTE / Equivalent****Fiat:** 9948135**1026****IMPULSOR DE PARTIDA DO MOTOR DE ARRANQUE**

STARTER DRIVE / IMPULSOR DE PARTIDA

FOTO / Photo pg. 280

**APLICAÇÃO / Application / Aplicación****Ford:** F350 Cummins - **Mitsubishi:** Especial/Special**MOTOR****Bosch:** 0001223500**EQUIVALENTE / Equivalent****Bosch:** 6033AD0091 | 6033ADO091 - **Lucas Indiel:** 229983**1027****IMPULSOR DE PARTIDA DO MOTOR DE ARRANQUE**

STARTER DRIVE / IMPULSOR DE PARTIDA

FOTO / Photo pg. 280

**APLICAÇÃO / Application / Aplicación****Ford:** F250 Cummins | F4000 Cummins**MOTOR****Bosch:** 0001223505 | 0001223555**EQUIVALENTE / Equivalent****Bosch:** 6033AD0284 | 6033ADO284 | 9033ADO284 - **Lucas Indiel:** 229984**1030****IMPULSOR DE PARTIDA DO MOTOR DE ARRANQUE**

STARTER DRIVE / IMPULSOR DE PARTIDA

FOTO / Photo pg. 280

**APLICAÇÃO / Application / Aplicación****Citroën:** XM 2.1 diesel | XM 2.1 turbo diesel - **Suzuki:** Vitara - **Yanmar:** Micro trator**MOTOR****Bosch:** 0001109026**EQUIVALENTE / Equivalent****Bosch:** 1006209646 - **WAI:** 5491154**1031****IMPULSOR DE PARTIDA DO MOTOR DE ARRANQUE**

STARTER DRIVE / IMPULSOR DE PARTIDA

FOTO / Photo pg. 280

**APLICAÇÃO / Application / Aplicación**

**Citroën:** Berlingo 1.8, 1.8 d | Evasion 1.8, 2.0, 2.0 turbo | Jumper 2.0 | Picasso 1.8 16V | Xantia 1.6, 1.8 8V/16V, 2.0 8V/16V, 2.0 CT turbo, 2.0 HDI | XM 2.0 CT Turbo, 2.0i | Xsara 1.8, 1.8 16V, 2.0 16V, 2.0 16V VTS | ZX 1.6, 1.8 16V, 1.9, 2.0i - **Fiat:** Ulysse 1.8/2.0 - **Lancia:** Z (Zeta) 2.0 16V, 2.0ie, Turbo - **Mercedes Benz:** 280E | 320E | C280 | Classe A 160 CDI e 170 CDI | E 250D Turbo (210) BG, GR, H, I, IS, HR, P, SLO, TR | E 250DT (210) i | E 259D Turbo (210) | E280 | E300 | E320 | S280 | S321 | Sprinter 208D | Sprinter 210D | Sprinter 212D | Sprinter 308 D | Sprinter 312 D | Sprinter 408D | Sprinter 410 D | Sprinter 412D | Vario 812 D | Vito 108 D | Vito 110 D

**Peugeot:** 306 1.8/2.0 | 405 1.6 GL, 1.8i, 1.9 GR, SRi, 2.0i | 406 1.6/1.8 16V/2.0 16V/2.0 Turbo | 605 2.0 | 806 2.0 | 806 2.0 turbo | Boxer 2.0 | Expert 1.8 | Partner 1.8

**Renault:** Clio 1.9 Diesel | Megane 1.9 d | R 19 1.9 d | Safrane 2.2i

**MOTOR****Bosch:** 0001108183 | 0001108217 | 0001108218 | 0001109014 | 0001109036 | 0001109250 | 0001110112 | 0001115001 | 0001115008**EQUIVALENTE / Equivalent****Bosch:** 1006209631 | 1006209635 | 1006209678 - **Lucas Indiel:** 220409 - **WAI:** 5491134

**1033****IMPULSOR DE PARTIDA DO MOTOR DE ARRANQUE**

STARTER DRIVE / IMPULSOR DE PARTIDA

FOTO / Photo pg. 280

**APLICAÇÃO / Application / Aplicación**

**Alfa Romeo:** Alfa 145 1998... | Alfa 146 1.9 JTD 1998... | Alfa 147 1.9 JTD 2000... | Alfa 156 1.9 JTD 1997...2000 - **BMW:** 324 1996... | 325 1996... | 525 1996... | 725 TDS 12V 1996... - **Fiat:** Brava 1.9 JTD 1997...1998 | Doblo 1.9 2000... | Marea 1.9 1996... | Multipla | Punto 2001... | Stilo 2001... - **Lancia:** Lybra - **Opel:** Frontera 2.5 1996... | Omega 2.5 TD, 2.5 XTD

**MOTOR****Bosch:** 0001109025 | 0001109030 | 0001109033 | 0001109035 - **Fiat:** 46473784**EQUIVALENTE / Equivalent****Bosch:** 1006209645 - **WAI:** 5491135**1036****IMPULSOR DE PARTIDA DO MOTOR DE ARRANQUE**

STARTER DRIVE / IMPULSOR DE PARTIDA

FOTO / Photo pg. 280

**APLICAÇÃO / Application / Aplicación****Tigershark:** Jet Ski Mod. 770 Twin, 900, 1000 e 1100**MOTOR****Tigershark:** 3008093 | 3008327 | 3008536**EQUIVALENTE / Equivalent****WAI:** 548506**1037****IMPULSOR DE PARTIDA DO MOTOR DE ARRANQUE**

STARTER DRIVE / IMPULSOR DE PARTIDA

FOTO / Photo pg. 280

**APLICAÇÃO / Application / Aplicación**

**Citroën:** Berlingo 1.8, 1.8 d | Evasion 1.8, 2.0, 2.0 turbo | Jumper 2.0 | Picasso 1.8 16V, ZX 1.6, 1.8 16V, 1.9, 2.0i | Xantia 1.6, 1.8 8V/16V, 2.0 8V/16V, 2.0 CT turbo, 2.0 HDI | XM 2.0 CT Turbo, 2.0i | Xsara 1.8, 1.8 16V, 2.0 16V, 2.0 16V VTS - **Mercedes Benz:** 406 1.6/1.8 16V/2.0 16V/2.0 Turbo | Classe A 160 CDI e 170 CDI | E 250D Turbo (210) BG, GR, H, I, IS, HR, P, SLO, TR | E 250DT (210) i | E 259D Turbo (210) | Sprinter 208D | Sprinter 210D | Sprinter 212D | Sprinter 308 D | Sprinter 312 D | Sprinter 408D | Sprinter 410 D | Sprinter 412D - **Peugeot:** 306 1.8/2.0 | 405 1.6 GL, 1.8i, 1.9 GR, SRi, 2.0i | 605 2.0 | 806 2.0, 2.0 turbo | Boxer 2.0 | Expert 1.8 | Partner 1.8 - **Renault:** Clio 1.9 Diesel | Megane 1.9 d | R 19 1.9 d | Safrane 2.2i - **Ssangyong:** Especial/Special

**MOTOR****Bosch:** 0001108183 | 0001108217 | 0001108218 | 0001109014 | 0001109036 | 0001110112 | 0001115001 | 0001115008**EQUIVALENTE / Equivalent****Bosch:** F005M10053**1038****IMPULSOR DE PARTIDA DO MOTOR DE ARRANQUE**

STARTER DRIVE / IMPULSOR DE PARTIDA

FOTO / Photo pg. 280

**APLICAÇÃO / Application / Aplicación**

**Mercedes Benz:** 1215 C | 712 C | 817-1517 1996... | 914 2000 | 915 | Atego 1998... | Axor 1998... | Citaro 1998... | Econic 1998... | L1218 | L1418 | L1618 M | L1622 | L2423 - **New Holland:** Trator

**MOTOR****Bosch:** 0001230001 | 0001230006 | 0001230012 | 0001230013 | 0001231002 | 0001231003 | 0001231005 | 0001231018 | 0001231033**EQUIVALENTE / Equivalent****Bosch:** 6033AD0442 | 6033AD0462 | 6033AD3006 | 6033AD3108 | 6033AD3244 | 6033AD3850 | 6033AD4034 | 6033AD4118 | 6033AD4148 | 6033ADO462 | 9002336236**Cargo:** 139056 - **KHD:** 01319755 | 01319806 - **Mercedes Benz:** 0011511813 | 0011513213 - **WAI:** 5491130**1043****IMPULSOR DE PARTIDA DO MOTOR DE ARRANQUE**

STARTER DRIVE / IMPULSOR DE PARTIDA

FOTO / Photo pg. 280

**APLICAÇÃO / Application / Aplicación**

**Fiat Iveco:** Engines BF4L1011 2.71L - 2732cc 1995...2003 | Engines F2L1011 1.4L - 1366cc 1996...2004 | Engines F3L1011 2.0L - 2049cc 1996...2002 | Engines F3L1011 2.0L - 2049cc 2003...2004 | Engines F4L1011 2.7L - 2732cc 1996...2004 - **ZEN:** Utiliza Pinhão ZEN 9495

**MOTOR**

**Mitsubishi:** M1T50471 | M2T50181 | M2T50481 | M2T50485 | M2T52181 | M2T52681 | M2T52881 | M2T52882 | M2T53083 | M2T53181 | M2T53781 | M2T53785 | M2T54085 | M2T58581 | MD099673 | MM115518 - **Nissan:** 2330018C70 | 23300H9112 | 23300N5911 | 23300W1011 | 23300W7011

**EQUIVALENTE / Equivalent****Citroën:** 95562677 - **Mitsubishi:** MD607540 | MM502531 | M357T70171 | M357T70771 | M357T707971 - **Nissan:** 23354N5912 - **WAI:** 5483407



**1046****IMPULSOR DE PARTIDA DO MOTOR DE ARRANQUE**

STARTER DRIVE / IMPULSOR DE PARTIDA

FOTO / Photo pg. 281

## APLICAÇÃO / Application / Aplicación

**Mitsubishi:** E2500 Diesel XA | E3000 | Fuso Canter 20, 30, 35, 4d31T 1987 | Fuso Canter 3600, 33, 4D30, 31, 32 1998 | Fuso Canter 4DRS 1984 ...1988 | Light Bus HÁ | Wheel Loader S4E - **Nissan:** Fork Lifts - **ZEN:** Utiliza pinhão ZEN 12812

## MOTOR

**Mitsubishi:** 232415 | M2T55271 | M2T56471 | M2T56472 | M2T57881 | M2T61771 | M2T65271 | M2T65272 | M2T67881 | M2T67882 | M2T67883 | M2T69081 | M2T72871 | M2T74371 | M2T78381 | M2T78481 | M2T78482

## EQUIVALENTE / Equivalent

**Mitsubishi:** ME700972 | M357T72671 | M357T72672 | M357X72672 | M357X85273 - **WAI:** 5483413

**1047****IMPULSOR DE PARTIDA DO MOTOR DE ARRANQUE**

STARTER DRIVE / IMPULSOR DE PARTIDA

FOTO / Photo pg. 281

## APLICAÇÃO / Application / Aplicación

**Mitsubishi:** L200 1997 | Pajero 2.3TD e 2.5 TD - **ZEN:** Utiliza pinhão ZEN 12812

## MOTOR

**Mitsubishi:** M2T56181 | M2T56182 | M2T56185 | M2T56271 | M2T57771 | M2T74171 | MD069166 | MD070934 | MD084414 | MD164975 | MD164976

## EQUIVALENTE / Equivalent

**Mitsubishi:** 75571 | MD607791 | M357T75571

**1048****IMPULSOR DE PARTIDA DO MOTOR DE ARRANQUE**

STARTER DRIVE / IMPULSOR DE PARTIDA

FOTO / Photo pg. 281

## APLICAÇÃO / Application / Aplicación

**Daewoo:** Tico - **General Motors/Chevrolet:** Spark - **Kia:** Rio fev/05 | Spectra 1.6

## MOTOR

**Daewoo:** 31100A78B00

## EQUIVALENTE / Equivalent

**Daewoo:** 93740994 | 3120A78B00 - **Kia:** 361392X000 - **WAI:** 549901

**1054****IMPULSOR DE PARTIDA DO MOTOR DE ARRANQUE**

STARTER DRIVE / IMPULSOR DE PARTIDA

FOTO / Photo pg. 281

## APLICAÇÃO / Application / Aplicación

**Kia:** Pride

## MOTOR

**Mitsubishi:** MB30118X45

**1056****IMPULSOR DE PARTIDA DO MOTOR DE ARRANQUE**

STARTER DRIVE / IMPULSOR DE PARTIDA

FOTO / Photo pg. 281

## APLICAÇÃO / Application / Aplicación

**Autobianchi:** Especial/Special - **Citroën:** Especial/Special - **Fiat:** Especial/Special - **Lancia:** Especial/Special - **Opel:** Especial/Special - **Peugeot:** Especial/Special  
**Renault:** Especial/Special - **Seat:** Especial/Special - **Talbot:** Especial/Special - **Vauxhall:** Especial/Special - **Volvo:** Especial/Special - **Zastava:** Especial/Special

## MOTOR

**Iskra:** 11130029 | 11130102 | 11130162 | 11130166 | 11130217 | 11130218 | 11130219 | 11130234 | 11130266

## EQUIVALENTE / Equivalent

**Iskra:** 16900089

**1057****IMPULSOR DE PARTIDA DO MOTOR DE ARRANQUE**

STARTER DRIVE / IMPULSOR DE PARTIDA

FOTO / Photo pg. 281

## APLICAÇÃO / Application / Aplicación

**Mercedes Benz:** C 200 2.0, 55KW - Diesel 03/1993...08/1995 | C 200 2.0, 65KW - Diesel 09/1996... | C 200 T 2.2, 70KW - Diesel 05/1996... | C 220 2.2, 70KW - Diesel 08/1993... | C 250 turbo 2.5, 110KW - Diesel 09/1995... | E 200 2.0, 65KW - Diesel 03/1997... | E 220 2.2, 70KW - Diesel 06/1995... | E 250 2.5, 83KW - Diesel 06/1995... | E 250 T 2.5, 83KW - Diesel 05/1996... | E 290 turbo T 2.9, 95KW - Diesel 05/1996... | E 290 turbo 2.9, 95KW - Diesel 01/1996... | Sprinter 208 2.3, 58/60KW - Diesel 02/1995... | Sprinter 210 2.9, 75KW - Diesel 01/1997... | Sprinter 212 2.9, 90KW - Diesel 02/1995... | Sprinter 308 2.3, 58KW - Diesel 02/1995... | Sprinter 310 2.9, 75KW - Diesel 01/1997... | Sprinter 312 2.9, 90KW - Diesel 02/1995... | Sprinter 408 2.3, 58KW - Diesel 02/1995... | Sprinter 410 2.9, 75KW - Diesel 01/1997... | Sprinter 412 2.9, 90KW - Diesel 02/1995... | V 230 TD 2.3, 72KW - Diesel 04/1996... | Vario 512 2.9, 90KW - Diesel 09/1996... | Vario 612 2.9, 90KW - Diesel 09/1996... | Vario O 812 2.9, 90KW - Diesel 09/1996...

## MOTOR

**Bosch:** 0001109014

**1057****IMPULSOR DE PARTIDA DO MOTOR DE ARRANQUE**

STARTER DRIVE / IMPULSOR DE PARTIDA

FOTO / Photo pg. 281

EQUIVALENTE / Equivalent

Bosch: 1006209642 - WAI: 5491155

**1058****IMPULSOR DE PARTIDA DO MOTOR DE ARRANQUE**

STARTER DRIVE / IMPULSOR DE PARTIDA

FOTO / Photo pg. 281

APLICAÇÃO / Application / Aplicación

Renault: Clio 1.0 8v | Clio 1.6i | Clio II 1.9 Diesel | Kangoo 1.9 Diesel - 48KW 10/1997... | Megane 1.9 Diesel | R19 1.9 Diesel | Trafic 1.9 Diesel - 47/48KW 11/1997...

MOTOR

Bosch: 0001108180 | 0001108182 | 0001108186

EQUIVALENTE / Equivalent

Bosch: 1006209671 - WAI: 5491146

**1059****IMPULSOR DE PARTIDA DO MOTOR DE ARRANQUE**

STARTER DRIVE / IMPULSOR DE PARTIDA

FOTO / Photo pg. 281

APLICAÇÃO / Application / Aplicación

Aifo: 8361 05.500 160PS 8,1L 1980...1983 | 8361 25.500 175PS 8,1L 1980...1983 - Astra: BM 201 OM-8360.05.200 8.0L 1980... | BM 201 OM-8360.05.300 8.0L 1979... | BM 44D12R OM-8360.05.200 8.1L 1991... - Benfra: 10 CH Motor Aifo-8361/000 8.1L 1982...1983 | 10 CH Motor Aifo-8361/01 8.1L 1984...1985 | 9.11 Motor Aifo-8361S/000 8.1L 1985...1987 | 9.11 Motor Aifo-8361S/10.00 5.9L 1988...1991 | 9.12 Motor Aifo-8361S/10.00 5.9L 1990... | 9.32 Motor Aifo-8361S/10.00 5.9L 1990... - Fiat: 110 NC OM-8360.04.200 6.9L 1978...1981 | 129.16 8360.05.B 8.1L 1979...1982 | 130 CP3 7.4L 1979...1982 | 130 NC OM-8360.04.300 6.9L 1978...1984 | 130 NC,NR,NT20 8220.02 9.6L 1979...1980 | 130 NC14, NT14 OM-8360.04.200 6.9L 1978...1984 | 150 NC,NT20 8220.02 9.6L 1976...1980 | 150 NC17 OM-8360.03 8.1L 1976...1979 | 159 17 OM-8360.05.254 8.1L 1977...1982 | 160 26 8210.02.020 13,8L 1980...1982 | 50 F10 OM-8340.04.250 4,6L 1978...1982 | 540 DT 8035.02.302 2,6L 1972...1978 | 55 F9 8340.04.4,6L 1977...1979 | 60 F10 OM-8340.04.250 4,6L 1979...1982 | 65 F10 OM-8340.04.200 4,6L 1978...1980 | 70 F10 8340.04.250 4,6L 1978...1980 | 75 F10 8340.04 4,6L 1978...1980 | 79 F10 OM-8340.04.200, 250 4,6L 1979...1982 - Fiat Allis: 645 B 8361.05.500 8.1L 1980...1982 - Valmet: Trator

MOTOR

Iskra: 11130124 | 11130322

**1060****IMPULSOR DE PARTIDA DO MOTOR DE ARRANQUE**

STARTER DRIVE / IMPULSOR DE PARTIDA

FOTO / Photo pg. 281

APLICAÇÃO / Application / Aplicación

Valmet: Valtra

MOTOR

Iskra: 11130076 | 11130200 | 11130373

EQUIVALENTE / Equivalent

Cargo: 2665 - Iskra: 16900151

**1062****IMPULSOR DE PARTIDA DO MOTOR DE ARRANQUE**

STARTER DRIVE / IMPULSOR DE PARTIDA

FOTO / Photo pg. 281

APLICAÇÃO / Application / Aplicación

Nissan: Primera Berlina 2.0 P10

MOTOR

Lucas Indiel: 26813 | 26834 | 26841 - Magneti Marelli: 63226834 | 63226845 | 63226846 - Nissan: 2330070J10 | 2330070J11 | 2330070J12

EQUIVALENTE / Equivalent

Nissan: 2331293J00

**1063****IMPULSOR DE PARTIDA DO MOTOR DE ARRANQUE**

STARTER DRIVE / IMPULSOR DE PARTIDA

FOTO / Photo pg. 281

APLICAÇÃO / Application / Aplicación

Agrale: Micro Onibus Volare - General Motors/Chevrolet: S10 MWM Diesel - Renault: Master - Troller: T4 MWM 2000...

MOTOR

Mitsubishi: M002T87671 | M002T87771 | M002T87771ZA | M002T88771ZA

EQUIVALENTE / Equivalent

Mitsubishi: 68971 | 93971 | M191T93971

**1064****IMPULSOR DE PARTIDA DO MOTOR DE ARRANQUE**

STARTER DRIVE / IMPULSOR DE PARTIDA

FOTO / Photo pg. 281

APLICAÇÃO / Application / Aplicación

Dacia: Logan 1.4 - 1.6 - 16V - General Motors/Chevrolet: Celta 1.0 | Novo Corsa - Renault: Clio 1.6 16v | Megane 1.4i - 1.6i - 16V | Scenic 2.0 16V 2003

**1064****IMPULSOR DE PARTIDA DO MOTOR DE ARRANQUE**

STARTER DRIVE / IMPULSOR DE PARTIDA

FOTO / Photo pg. 281

**MOTOR****General Motors/Chevrolet:** 93260358 - **Renault:** 8200049826 - **Valeo:** D7E10 | D7E11 | D7E19 | D7E22 | D7E27 | D7E47 | D7E48 | BD7E10**EQUIVALENTE / Equivalent****General Motors/Chevrolet:** 93297293 - **Valeo:** 090800 | 188440 | 494830 | SS260300 - **WAI:** 549449**1065****IMPULSOR DE PARTIDA DO MOTOR DE ARRANQUE**

STARTER DRIVE / IMPULSOR DE PARTIDA

FOTO / Photo pg. 281

**APLICAÇÃO / Application / Aplicación****Agrale:** Especial/Special - **Goldoni:** Transcar 23 - **Lombardini:** 10 LD 400.2 - **Mosa:** Especial/Special - **Ruggerini:** RD 210-211-218 - **VM:** DM 188**MOTOR****Bosch:** 0001107058 | 0001108050 | 0001109028 | 0001110018 | 0001312108 | 0001312109**EQUIVALENTE / Equivalent****Bosch:** 1006209542 | 1006209550 - **Cargo:** 232481**1067****IMPULSOR DE PARTIDA DO MOTOR DE ARRANQUE**

STARTER DRIVE / IMPULSOR DE PARTIDA

FOTO / Photo pg. 281

**APLICAÇÃO / Application / Aplicación****Audi:** 80 D 1.6L | 80 TD 1.9 | 90 1.9 D | A4 - Avant - Quattro 1.9TDI | A6 - Avant 1.9 TDI - **Volkswagen:** Passat 1.9 TDI | Variant 1.9 TDI**MOTOR****Bosch:** 0001110066 | 0001110067**EQUIVALENTE / Equivalent****Bosch:** 1006209581 - **Cargo:** 135715 - **Volkswagen:** 068911335F**1068****IMPULSOR DE PARTIDA DO MOTOR DE ARRANQUE**

STARTER DRIVE / IMPULSOR DE PARTIDA

FOTO / Photo pg. 281

**APLICAÇÃO / Application / Aplicación****Lada:** Especial/Special**1069****IMPULSOR DE PARTIDA DO MOTOR DE ARRANQUE**

STARTER DRIVE / IMPULSOR DE PARTIDA

FOTO / Photo pg. 281

**APLICAÇÃO / Application / Aplicación****Audi:** A3 1.6, 1.8 e 1.8 Turbo - **Seat:** Alhambra 2.0 | Cordoba 1.6 | Ibiza Cupra / Sport 1.8 20V turbo | Vario 1.6 - **Volkswagen:** Beetle 2.0 | Fox 2003 | Golf 1.8 | Golf 2.0 | Golf 4 Motion 1.8 | Golf G4 GTI Turbo 1.8 | Golf G4 Variant 2.0 | Polo 1.0 16V | Polo 1.6 | Polo 2.0**MOTOR****Bosch:** 0001121008 | 0001121009 | 0001121016 | 0001121018 - **Volkswagen:** 02T911023E**EQUIVALENTE / Equivalent****Bosch:** 1006209680 | F000AL1100 - **Lucas Indiel:** 220414 - **WAI:** 549197**1070****IMPULSOR DE PARTIDA DO MOTOR DE ARRANQUE**

STARTER DRIVE / IMPULSOR DE PARTIDA

FOTO / Photo pg. 282

**APLICAÇÃO / Application / Aplicación****Fiat:** Ducato - **Ford:** Maverick 2.7 D 1993...1998 - **Nissan:** Especial/Special**MOTOR****Bosch:** 0001218118 | 0001218176 | 0001218776 | 9000331201 | 9000331203 | 9000331415 - **Chrysler:** 045532026F - **Mercedes Benz:** A0011510913**EQUIVALENTE / Equivalent****Bosch:** 9002336219 | 9003336289 - **Lucas Indiel:** 220415**1071****IMPULSOR DE PARTIDA DO MOTOR DE ARRANQUE**

STARTER DRIVE / IMPULSOR DE PARTIDA

FOTO / Photo pg. 282

**APLICAÇÃO / Application / Aplicación****Mercedes Benz:** 124 - **Still:** Especial/Special - **Styer Puch:** Especial/Special**MOTOR****Bosch:** 0001218162 | 0001218165**EQUIVALENTE / Equivalent****Bosch:** 9002336223

**1072****IMPULSOR DE PARTIDA DO MOTOR DE ARRANQUE**

STARTER DRIVE / IMPULSOR DE PARTIDA

FOTO / Photo pg. 282

**APLICAÇÃO / Application / Aplicación****Citroën:** Jumper 2.5 D-TD - **Fiat:** Ducato 2.5 TD - **Peugeot:** 605TD | Boxer 2.5 - TD**MOTOR****Bosch:** 0001218157 | 9000331414**EQUIVALENTE / Equivalent****Bosch:** 9002336224 | 9002336287 - **Lucas Indiel:** 220416 - **WAI:** 5491143**1073****IMPULSOR DE PARTIDA DO MOTOR DE ARRANQUE**

STARTER DRIVE / IMPULSOR DE PARTIDA

FOTO / Photo pg. 282

**APLICAÇÃO / Application / Aplicación**

**Agrale:** 5000D | 6150 | 7000D | 7500 TD | BX100 | BX130 | BX4.100 | BX4.110 | BX4.130 | BX4.150 | BX4.90 - **Case:** 80 CR / 80 P - **CBT:** 8440 - **Claas:** Consul 3.8 | Dominator 5.7 | Mercator 5.7 - **Fiat Allis:** FB 80 - **Lamborghini:** Especial/Special - **Mercedes Benz:** 10 T 1013 | 1000 | 1013A | 1013S | 1017 | 11 T L1113B | 1100 | 12 T 1213 | 1217 | 1250 | 1300 Turbo | 1350 | 13T 1313 | 14 T 1413 | 1400 Turbo | 1417 | 1450 | 1500 | 1550 | 15T 1513 | 16 T 1613 | 1600 Turbo | 1617 | 1650 | 1700 | 1750 | 18 T 1819 | 2100 | 2150 | 54403 | 6 T 608 | 66403 | 7 T 709 | 72403 | 8 T 808 | 80406 | 809 | 813 | 9 T 911 | 90416 | 913 | 95424 | L508D | L608D | LKO1113B | LP1013 | LP1113 | LPK1113 | LPS1113B | O 309 | OF1113 - **Puma:** 914 4.0 - **Same:** Especial/Special - **SLC:** 7700 Turbo

**Valmet:** 110 225-6 5.7 | 118 D229-6 5.9 | 118 PID A 229-6 TV Alc. 5.9 | 128 4X4 D 229-6 VS | 128 4X4 PID A 229-6 Alcool | 128 D229-6 VS 5.9 | Valtra 785

**Volkswagen:** 11130 | 13130 | 6.90 | 7.90 | 7110

**MOTOR****Iskra:** AZJ3118 | AZJ3449 | AZJ3548 | 11130229 | 11130254 | 11130407 | 11130409 | 11130412 | 11130484 | 11130491 | 11130823 | 11130824 | 11131651**EQUIVALENTE / Equivalent****Iskra:** 16901658**1074****IMPULSOR DE PARTIDA DO MOTOR DE ARRANQUE**

STARTER DRIVE / IMPULSOR DE PARTIDA

FOTO / Photo pg. 282

**APLICAÇÃO / Application / Aplicación****Citroën:** Xsara Zx D - **Peugeot:** 106D - **Rover:** Especial/Special**MOTOR****Valeo:** D7R1 | D7R2 | D7R3 | D7R4 | D7R11 | D7R15 | D7R24 | D7R33**EQUIVALENTE / Equivalent****Valeo:** NE831 | 185290 | 188256 | 594136**1076****IMPULSOR DE PARTIDA DO MOTOR DE ARRANQUE**

STARTER DRIVE / IMPULSOR DE PARTIDA

FOTO / Photo pg. 282

**APLICAÇÃO / Application / Aplicación**

**Agrale:** 2229-4 Mueller Vibro RT 62 , 83 Com Motor MWM 229-4 | MWM D 229-3, D 229-4, D 229-6, TBD 229-EC-6, TD 229-6 | Série 1800-D / TX 1600 Com Motor MWM 229-3 - **Bautz:** Especial/Special - **Carraro:** Especial/Special - **Eicher:** Especial/Special - **Fendt:** Especial/Special - **Lamborghini:** Especial/Special - **Lombardini:** Especial/Special - **Mercedes Benz:** Especial/Special - **SLC:** D 229-3, D 229-4, D 229-6, TBD 229-EC-6, TD 229-6 - **Valmet:** 110ID Com Motor MWM D 225-3, 4, 6 | 62ID Com Motor MWM D 225-3, 4, 6 | 65ID Com Motor MWM D 225-3, 4, 6 | 685 Com Motor MWM D 225-3, 4, 6 | 85ID Com Motor MWM D 225-3, 4, 6

**MOTOR****Bosch:** 0001354006 | 0001354012 | 0001354021 | 0001354025 | 0001354041 | 0001354048 | 0001354055 | 0001354068 | 0001354085 | 0001354087 | 0001355009 | 9000083015**EQUIVALENTE / Equivalent****Bosch:** 2006208011 | 2006209022 | 2006209030 | 2006209183 | 2006209900 | 9001083444**1081****IMPULSOR DE PARTIDA DO MOTOR DE ARRANQUE**

STARTER DRIVE / IMPULSOR DE PARTIDA

FOTO / Photo pg. 282

**APLICAÇÃO / Application / Aplicación****Ford:** Heavy Duty F250 / F350 Series | LT Trucks E-Series Vans 7.3 L - Diesel | LT Trucks Excursion 7.3 L - Diesel**MOTOR****Visteon:** 1C3U11000AA | 1C3U11000AB | 1C3U11000AC | 1C3U11000AD | 1C3U11000AE | 1C3Z11002AA | 2C2411000AA**EQUIVALENTE / Equivalent****Visteon:** 1C3U11350AB - **WAI:** 54217

**1082****IMPULSOR DE PARTIDA DO MOTOR DE ARRANQUE**

STARTER DRIVE / IMPULSOR DE PARTIDA

FOTO / Photo pg. 282

APLICAÇÃO / Application / Aplicación

Ford: F350 Heavy Duty 1998... | F450 Heavy Duty 1998...

EQUIVALENTE / Equivalent

Remy: 10452929 - WAI: 54176

**1088****IMPULSOR DE PARTIDA DO MOTOR DE ARRANQUE**

STARTER DRIVE / IMPULSOR DE PARTIDA

FOTO / Photo pg. 282

APLICAÇÃO / Application / Aplicación

Lada: Samara 1.1-1.3 e 1.5

EQUIVALENTE / Equivalent

Iskra: 16900035

**1090****IMPULSOR DE PARTIDA DO MOTOR DE ARRANQUE**

STARTER DRIVE / IMPULSOR DE PARTIDA

FOTO / Photo pg. 282

APLICAÇÃO / Application / Aplicación

Ford: F250 Cummins ISBe4 | F350 Cummins B Aftercooler 3.9 | F4000 Cummins B Aftercooler 3.9 - John Deere: 5600 - Volkswagen: 17210 | Caminhão 13180 MWM

MOTOR

Lucas Indiel: 35259580 | 35259620 | 35259630 | 35259640 | 35259660 | 35259870 | 35262634

EQUIVALENTE / Equivalent

Lucas Indiel: 229873 | 35259873

**1091****IMPULSOR DE PARTIDA DO MOTOR DE ARRANQUE**

STARTER DRIVE / IMPULSOR DE PARTIDA

FOTO / Photo pg. 282

APLICAÇÃO / Application / Aplicación

Scania: Especial/Special - Volkswagen: Caminhão 13190 MWM | Caminhão 15190 MWM | Caminhão e ônibus 17210 MWM

MOTOR

Lucas Indiel: 35259430 | 35259760 | 35261360 - Volkswagen: 2TO911335

EQUIVALENTE / Equivalent

Lucas Indiel: 229773 | 35261302

**1092****IMPULSOR DE PARTIDA DO MOTOR DE ARRANQUE**

STARTER DRIVE / IMPULSOR DE PARTIDA

FOTO / Photo pg. 282

APLICAÇÃO / Application / Aplicación

Volkswagen: Caminhão MWM | Ônibus 16210 MWM | Ônibus 17210 MWM | Ônibus 17220 MWM - Volvo: VM 17 MWM | VM 23 MWM

MOTOR

Prestolite: 35259440 | 35259770

EQUIVALENTE / Equivalent

Lucas: 2WO911335 - Lucas Indiel: 35260932 | 35261303 - Prestolite: 35261303

**1097****IMPULSOR DE PARTIDA DO MOTOR DE ARRANQUE**

STARTER DRIVE / IMPULSOR DE PARTIDA

FOTO / Photo pg. 282

APLICAÇÃO / Application / Aplicación

Toyota: Camry 2.0 D TURBO | Corolla 1.8 D, 2.0 D | Hilux SW 4 3.0 | Landcruiser 3.0 TD - D-4D | Lite- Ace 2.0 D

MOTOR

Nippondenso: 280008451 | 1280000930 | 1280005350 | 1280008980 | 1280009550 | 2280000200 | 2280000460 | 2280000880 | 2280001850 | 2280003640 | 2280003680 | 2280004980 | 2280005020 | 2280005021 | 2280005022 | 2280005023 | 2810067050

EQUIVALENTE / Equivalent

Nippondenso: 0283004011 | 0283004081 | 0283004082 - Thermoking: 2801167030 - Toyota: 2801164010 | 2801164030 | 2801167030 - WAI: 548258

**1098****IMPULSOR DE PARTIDA DO MOTOR DE ARRANQUE**

STARTER DRIVE / IMPULSOR DE PARTIDA

FOTO / Photo pg. 282

APLICAÇÃO / Application / Aplicación

Hino: Caminhões FB/FF basculante

**1104****IMPULSOR DE PARTIDA DO MOTOR DE ARRANQUE**

STARTER DRIVE / IMPULSOR DE PARTIDA

FOTO / Photo pg. 282

APLICAÇÃO / Application / Aplicación

Fiat: Croma D e TD - Lancia: Thema D e TD

MOTOR

Magnetit Marelli: 63222001 | 63222031 | 63222039 | 63222136

**1107****IMPULSOR DE PARTIDA DO MOTOR DE ARRANQUE**

STARTER DRIVE / IMPULSOR DE PARTIDA

FOTO / Photo pg. 282

APLICAÇÃO / Application / Aplicación

Toyota: Avensis 2.0 TD

MOTOR

Bosch: 0001109034 - Toyota: 281000B020

EQUIVALENTE / Equivalent

Bosch: 1006209669

**1108****IMPULSOR DE PARTIDA DO MOTOR DE ARRANQUE**

STARTER DRIVE / IMPULSOR DE PARTIDA

FOTO / Photo pg. 283

APLICAÇÃO / Application / Aplicación

Audi: A3 1.6 - 1.8 T | TT - Seat: Alhambra 1.8T - 2.0 | Córdoba 1.6, 1.8, 2.0 | Ibiza 1.6 | Leon 1.4, 1.6, 1.8, 1.8T | Toledo 1.4, 1.6, 1.8 - Skoda: Octavia 1.6, 1.8, 1.8T, 2.0

Volkswagen: Bora 1.6, 2.0 | Golf G4 1.4, 1.6, 1.8, 2.0 | Golf G4 1.4, 1.6, 1.8, 2.0 Variant | Golf G4 1.8 GTI | Golf G4 1.8 GTI Turbo | New Beetle 1.8, 2.0 | Polo 1.6, 1.8 | Sharan 1.8T, 2.0 | Transporter 2.0

MOTOR

Bosch: 0001121006 | 0001121007 | 0001121010 | 0001121011

EQUIVALENTE / Equivalent

Bosch: 1006209657 | 1006209757 | 1007010105 | F000AL1086 - WAI: 5491104

**1109****IMPULSOR DE PARTIDA DO MOTOR DE ARRANQUE**

STARTER DRIVE / IMPULSOR DE PARTIDA

FOTO / Photo pg. 283

APLICAÇÃO / Application / Aplicación

Opel: Astra | Astra G 2.0 DI - DTI - 16V - 2.2 DTI | Frontera | Frontera B 2.0 - 2.2 DTI | Omega B 2.0 - 2.2 DTI - DTH | Saab 9.3 | Signum 2.0 - 2.2 DTI | Sintra 2.2 DTI | Vauxhall | Vectra | Vectra 2.0 - 2.2 DI - DTI - DTH 16V - DTL 16V | Zafira 2.0 - 2.2 DI - DTI - Saab: 9 3 2.2 16V TD - Vauxhall: Omega 2.0 - 2.2 DTH | Vectra 2.0 - 2.2 DTH - DTL | Zafira 2.0 - 2.2 DI - DTI 1.6

MOTOR

Bosch: 0001109015 | 0001109052 | 0001109062 | 0001109068

EQUIVALENTE / Equivalent

Bosch: 1006209637 - Lucas Indiel: 220418 - WAI: 5491164

**1112****IMPULSOR DE PARTIDA DO MOTOR DE ARRANQUE**

STARTER DRIVE / IMPULSOR DE PARTIDA

FOTO / Photo pg. 283

APLICAÇÃO / Application / Aplicación

Mercedes Benz: 1418 R Com motores OM 364 e OM 366 em 12V | 1720 Com motores OM 364 e OM 366 em 12V | 1720 K Com motores OM 364 e OM 366 em 12V | 710 Com motores OM 364 e OM 366 em 12V | L 1620 Com motores OM 364 e OM 366 em 12V | LO 0814 Com motores OM 364 e OM 366 em 12V | OF 1721 Com motores OM 364 e OM 366 em 12V | OH 1420 Com motores OM 364 e OM 366 em 12V | OH 1621L Com motores OM 364 e OM 366 em 12V | OH 1623 Com motores OM 364 e OM 366 em 12V - TCM Equipment Ag: Motores 28MT 12/24V

MOTOR

Mercedes Benz: A0051518301 - Remy: 10479645 | 10479651 | 10479652

EQUIVALENTE / Equivalent

Remy: 10484659 | 10524228 | 10524228L - WAI: 54182

**1113****IMPULSOR DE PARTIDA DO MOTOR DE ARRANQUE**

STARTER DRIVE / IMPULSOR DE PARTIDA

FOTO / Photo pg. 283

APLICAÇÃO / Application / Aplicación

Fiat: Marea 2.4 20v | Stilo

MOTOR

Magnetit Marelli: 63111005 | 63111006 | 63111007 | 63111010 | 63223537 | 63223730 | 63293537

EQUIVALENTE / Equivalent

WAI: 549309

**1114****IMPULSOR DE PARTIDA DO MOTOR DE ARRANQUE**

STARTER DRIVE / IMPULSOR DE PARTIDA

FOTO / Photo pg. 283

EQUIVALENTE / Equivalent

Valeo: OD2826600

**1117****IMPULSOR DE PARTIDA DO MOTOR DE ARRANQUE**

STARTER DRIVE / IMPULSOR DE PARTIDA

FOTO / Photo pg. 283

APLICAÇÃO / Application / Aplicación

Alfa Romeo: Especial/Special - Fiat: Ducato D - Lancia: Especial/Special

MOTOR

Magneti Marelli: 63222000 | 63222004 | 63222030 | 63222034 | 63222038 | 63222130 | 63222134 | 63222135 | 63222138

EQUIVALENTE / Equivalent

Fiat: 9941371 - Lucas Indiel: 220419

**1133****IMPULSOR DE PARTIDA DO MOTOR DE ARRANQUE**

STARTER DRIVE / IMPULSOR DE PARTIDA

FOTO / Photo pg. 283

APLICAÇÃO / Application / Aplicación

Volkswagen: Caddy Diesel | Gol | Senda Saveiro

MOTOR

Lucas Indiel: 35258740

EQUIVALENTE / Equivalent

Lucas Indiel: 220270

**1134****IMPULSOR DE PARTIDA DO MOTOR DE ARRANQUE**

STARTER DRIVE / IMPULSOR DE PARTIDA

FOTO / Photo pg. 283

APLICAÇÃO / Application / Aplicación

Fiat: Duna | Fiorino 1.7 Diesel | Palio 1.7 Turbo Diesel | Uno 1.7 Diesel - Ford: Pick Up (USA) 4.9 / 5.8 | Tiger Tug (USA) - Cummins - Renault: 19 1.7, 1.8 | Clio 1.4 | Clio F8Q 1.9 Diesel | Express F8Q 1.9 Diesel | Megane 2.0 | R19 F8Q 1.9 Diesel

MOTOR

Lucas Indiel: 35258400 | 35258420 | 35258460 | 35258560 | 35258720 | 35258840

EQUIVALENTE / Equivalent

Lucas Indiel: 220210

**1152****IMPULSOR DE PARTIDA DO MOTOR DE ARRANQUE**

STARTER DRIVE / IMPULSOR DE PARTIDA

FOTO / Photo pg. 283

APLICAÇÃO / Application / Aplicación

Citroën: Ax | BX - Peugeot: 106 | 205 | 309 | 405 - Renault: Clio II

MOTOR

Valeo: D7E2

EQUIVALENTE / Equivalent

Valeo: 187428

**1153****IMPULSOR DE PARTIDA DO MOTOR DE ARRANQUE**

STARTER DRIVE / IMPULSOR DE PARTIDA

FOTO / Photo pg. 283

APLICAÇÃO / Application / Aplicación

Renault: Clio I e II | Kangoo | Twingo 1.2L

MOTOR

Bosch: 0001116001

EQUIVALENTE / Equivalent

Bosch: 1006209704 - Lucas Indiel: 220421 - WAI: 5491156

**1155****IMPULSOR DE PARTIDA DO MOTOR DE ARRANQUE**

STARTER DRIVE / IMPULSOR DE PARTIDA

FOTO / Photo pg. 283

APLICAÇÃO / Application / Aplicación

Toyota: Corolla 2.0 Diesel

MOTOR

Bosch: 0001109031 | F000AL0108

**1155****IMPULSOR DE PARTIDA DO MOTOR DE ARRANQUE**

STARTER DRIVE / IMPULSOR DE PARTIDA

FOTO / Photo pg. 283

EQUIVALENTE / Equivalent

Bosch: 1006209656 - WAI: 5491131

**1156****IMPULSOR DE PARTIDA DO MOTOR DE ARRANQUE**

STARTER DRIVE / IMPULSOR DE PARTIDA

FOTO / Photo pg. 283

APLICAÇÃO / Application / Aplicación

Ford: Ka 1.3 | Ka II 1.3 | Ka III 1.3

MOTOR

Bosch: 0001107059 | 0001107082 - Ford: 97KB11000AA | 97KB11000AB | 97KB11000AC

EQUIVALENTE / Equivalent

Bosch: 1006209652

**1157****IMPULSOR DE PARTIDA DO MOTOR DE ARRANQUE**

STARTER DRIVE / IMPULSOR DE PARTIDA

FOTO / Photo pg. 283

APLICAÇÃO / Application / Aplicación

Fiat Iveco: Eurocargo - New Holland: Trator TL 75E

MOTOR

Bosch: 0001230007 | 0001230009 | 0001230010 | 0001230023 | 0001231010 | 0001231011 | 0986018980 | 9007044015 - John Deere: 500325145 | 500338952 | 504059251 - Lester: 18374

EQUIVALENTE / Equivalent

Bosch: 6033AD0148 | 6033AD3104 | 6033AD3120 | 6033AD3130 | 6033AD4141 - WAI: 5491159

**1158****IMPULSOR DE PARTIDA DO MOTOR DE ARRANQUE**

STARTER DRIVE / IMPULSOR DE PARTIDA

FOTO / Photo pg. 283

APLICAÇÃO / Application / Aplicación

Fiat Iveco: Daily II - Renault: V.I. Mascott

MOTOR

Bosch: 0001223003 | 0001223007 | 0001223024

EQUIVALENTE / Equivalent

Bosch: 6033AD0077 | 6033AD1002 | 6033ADO077 - WAI: 5491118

**1159****IMPULSOR DE PARTIDA DO MOTOR DE ARRANQUE**

STARTER DRIVE / IMPULSOR DE PARTIDA

FOTO / Photo pg. 283

APLICAÇÃO / Application / Aplicación

Berliet: 400 | 450 | 480 | 500 | 530 | 550 | 560 - Fiat: Ducato - Man: 11.136 H - HK - HAK - HS - U | 13.136 U - Renault: 210 Midlum dCI 6AE Euro 3 | 75 - 130 - 85.150 - 95.130 - 110.50 - 110.170 | C 230 - CBM - CCH 300 - CLR 230 - G 170 - G 200 - GB 131 - JE 13 | JN 60 - 75 - 80 - 85 - 90 - 95 | JP 11 - 13 - 14 | JR 19 - 21 | JX 21 | M 140 - 150 - 160 - 180 - 200 - 210 - 230 - 250 | ME 160 - 180 | Midlum 135 - 150 - 180 - 210 - 250 | Premium 210 - 250 | S 100 - 130 - 140 - 150 - 160 - 170 - 180 - 210 | SM 8 | Trucks SEE: 120-6057, A, B 360, 368 Series Versions 1983...2002 | V.I. Midliner - Saviem: E7C | JN 75 - 85 - 90 | JP 11 - 13 | SC50 | SM 6 - 7 - 8

MOTOR

Bosch: 0001230004 | 0001230008 | 0001231001 | 0001231009 | 0001231012 | 0001231016 | 0001231026 | 0001231027 | 0001231039

EQUIVALENTE / Equivalent

Bosch: 6033AD0184 | 6033AD0200 | 6033AD3334 | 6033ADO184 | 6033ADO200 | 9002336237 - Cargo: 231756 - Daf: 1382550 - WAI: 5491144

**1160****IMPULSOR DE PARTIDA DO MOTOR DE ARRANQUE**

STARTER DRIVE / IMPULSOR DE PARTIDA

FOTO / Photo pg. 283

APLICAÇÃO / Application / Aplicación

Volvo: B 7L 7.0 D7C 1999...2006 | B 7R 7.0 D7B230 1997...2005 | FM 7.3 D7C310 1998...2001

MOTOR

Bosch: 0001231004 | 0001263012

EQUIVALENTE / Equivalent

Bosch: 6033AD0129 | 6033AD4243 | 6033ADO129 - WAI: 5491157

**1161****IMPULSOR DE PARTIDA DO MOTOR DE ARRANQUE**

STARTER DRIVE / IMPULSOR DE PARTIDA

FOTO / Photo pg. 284

APLICAÇÃO / Application / Aplicación

Peugeot: Karsan J9D



**1162****IMPULSOR DE PARTIDA DO MOTOR DE ARRANQUE**

STARTER DRIVE / IMPULSOR DE PARTIDA

FOTO / Photo pg. 284

APLICAÇÃO / Application / Aplicación

Renault: Laguna D, RN, RT, RXE

MOTOR

Valeo: ND161 | D9R142

EQUIVALENTE / Equivalent

Valeo: NE885 | 186321 | 594251

**1168****IMPULSOR DE PARTIDA DO MOTOR DE ARRANQUE**

STARTER DRIVE / IMPULSOR DE PARTIDA

FOTO / Photo pg. 284

APLICAÇÃO / Application / Aplicación

General Motors/Chevrolet: Blazer Diesel - Nissan: Frontier MWM

MOTOR

Bosch: F000AL0105 | F000AL0107 | F000AL0112

EQUIVALENTE / Equivalent

Bosch: 1006209778 | F000AL1709 - Cargo: 333355 - Lucas Indiel: 220423

**1169****IMPULSOR DE PARTIDA DO MOTOR DE ARRANQUE**

STARTER DRIVE / IMPULSOR DE PARTIDA

FOTO / Photo pg. 284

APLICAÇÃO / Application / Aplicación

Alfa Romeo: 145 1.4 16V | 146 1.4 16V - Fiat: Brava 1.6 | Bravo 1.6 | Marea 1.6 | Multipla | Palio | Siena | Strada - Lancia: Nuova Delta

MOTOR

Fiat: 46451529 | 46740241 - Magneti Marelli: 63111008 | 63111009 | 63111027 | 63112003 | 63113003

EQUIVALENTE / Equivalent

Cargo: 139901 - Fiat: 9947754 - Lucas Indiel: 220424 - WAI: 549318

**1170****IMPULSOR DE PARTIDA DO MOTOR DE ARRANQUE**

STARTER DRIVE / IMPULSOR DE PARTIDA

FOTO / Photo pg. 284

APLICAÇÃO / Application / Aplicación

Toyota: Camry 1991...1996 | Carina 1992...1996 | Corolla Diesel 1993...1995 | Corona

MOTOR

Bosch: 0001218166

EQUIVALENTE / Equivalent

Bosch: 9002336225 - Lucas Indiel: 220425

**1171****IMPULSOR DE PARTIDA DO MOTOR DE ARRANQUE**

STARTER DRIVE / IMPULSOR DE PARTIDA

FOTO / Photo pg. 284

APLICAÇÃO / Application / Aplicación

Ford: Escort SEE: 120-330 1.8L Diesel 1989...1996 | Fiesta SEE: 120-330 1.8L Diesel 1989...1996 | Orion SEE: 120-330 1.8L Diesel 1989...1996

MOTOR

Bosch: 0001218105 | 0001218128

EQUIVALENTE / Equivalent

Bosch: 9002336200 | 9002336205

**1172****IMPULSOR DE PARTIDA DO MOTOR DE ARRANQUE**

STARTER DRIVE / IMPULSOR DE PARTIDA

FOTO / Photo pg. 284

APLICAÇÃO / Application / Aplicación

Renault: Express 1.6L Diesel 1986...1997 | Extra 1.6L Diesel 1986...1997 | Rapid 1.6L Diesel 1986...1997

MOTOR

Bosch: 9000331411

EQUIVALENTE / Equivalent

Bosch: 9003336286

**1173****IMPULSOR DE PARTIDA DO MOTOR DE ARRANQUE**

STARTER DRIVE / IMPULSOR DE PARTIDA

FOTO / Photo pg. 284

APLICAÇÃO / Application / Aplicación

Nissan: Trade 2.0L Diesel 1984...1998 | Vanette 2.0L Diesel 1984...1998

MOTOR

Bosch: 9000331421 | 9000331424 | 9000331428

EQUIVALENTE / Equivalent

Bosch: 9003336290

**1174****IMPULSOR DE PARTIDA DO MOTOR DE ARRANQUE**

STARTER DRIVE / IMPULSOR DE PARTIDA

FOTO / Photo pg. 284

APLICAÇÃO / Application / Aplicación

Nissan: Ebro | Nissan Trucks 1985...2000 | Van

MOTOR

Bosch: 9000331406

EQUIVALENTE / Equivalent

Bosch: 9003331430 | 9003336274

**1175****IMPULSOR DE PARTIDA DO MOTOR DE ARRANQUE**

STARTER DRIVE / IMPULSOR DE PARTIDA

FOTO / Photo pg. 284

APLICAÇÃO / Application / Aplicación

Volga: Motores 402

MOTOR

Volga: 623708 | 4216370801

EQUIVALENTE / Equivalent

Magneti Marelli: AMB0453 - Volga: 42113708600

**1177****IMPULSOR DE PARTIDA DO MOTOR DE ARRANQUE**

STARTER DRIVE / IMPULSOR DE PARTIDA

FOTO / Photo pg. 284

APLICAÇÃO / Application / Aplicación

Volkswagen: Gol G3 1.6 | Parati G3 1.6 | Saveiro G3 1.6

MOTOR

Bosch: F000AL0400

EQUIVALENTE / Equivalent

Bosch: F000AL1306 | F000AL1694

**1178****IMPULSOR DE PARTIDA DO MOTOR DE ARRANQUE**

STARTER DRIVE / IMPULSOR DE PARTIDA

FOTO / Photo pg. 284

APLICAÇÃO / Application / Aplicación

Man: Europe Bus | Lions City D0836 6.9L Dsl 2004...2006 | Lions Classic D0836 6.9L Dsl 2003...2006

MOTOR

Bosch: 0001231008 - Man: 51262017158

EQUIVALENTE / Equivalent

Bosch: 6033AD0306 | 6033ADO306 - WAI: 5491120

**1179****IMPULSOR DE PARTIDA DO MOTOR DE ARRANQUE**

STARTER DRIVE / IMPULSOR DE PARTIDA

FOTO / Photo pg. 284

APLICAÇÃO / Application / Aplicación

Daf: CF 75250 9.2 2001...2007 | CF 75310 9.2 2001...2007 | CF 75360 9.2 2001...2007 - Volvo: FL 180 | FL 220 | FL 250

MOTOR

Bosch: 0001231013 | 0001231014 | 0001231036 | 0001231040 | 0001231041 - Daf: 1346162

EQUIVALENTE / Equivalent

Bosch: 6033AD0250 | 6033AD0304 | 6033AD0467 | 6033ADO304 | 6033ADO467 - WAI: 5491158

**1180****IMPULSOR DE PARTIDA DO MOTOR DE ARRANQUE**

STARTER DRIVE / IMPULSOR DE PARTIDA

FOTO / Photo pg. 284

## APLICAÇÃO / Application / Aplicación

**Mercedes Benz:** Still Fork Lifts | Unimong S 404 | Unimong U650

## MOTOR

**Bosch:** 0001363106 | 0001363119 | 0001363120

## EQUIVALENTE / Equivalent

**Bosch:** 2006209478 | 2006209501 - **Mercedes Benz:** 0001517913 | 0001519701 | 0001519713**1184****IMPULSOR DE PARTIDA DO MOTOR DE ARRANQUE**

STARTER DRIVE / IMPULSOR DE PARTIDA

FOTO / Photo pg. 284

## APLICAÇÃO / Application / Aplicación

**General Motors/Chevrolet:** 400 - **Willys:** Jeep 1969...1971

## EQUIVALENTE / Equivalent

**Remy:** 1954842 - **WAI:** 54101 | 54180**1187****IMPULSOR DE PARTIDA DO MOTOR DE ARRANQUE**

STARTER DRIVE / IMPULSOR DE PARTIDA

FOTO / Photo pg. 284

## APLICAÇÃO / Application / Aplicación

**Citroën:** BX 16 | C25 | CX 2.0 - **Peugeot:** 309 | 405 | 504 | 505 | J5 | J7 - **Renault:** Fuego | Master | R 11 | R 18 | R 20 | R 21 | R 25 | R 4 | R 5 | R 9 | Trafic - **Volvo:** 345

## EQUIVALENTE / Equivalent

**Paris Rhone:** 99931**1188****IMPULSOR DE PARTIDA DO MOTOR DE ARRANQUE**

STARTER DRIVE / IMPULSOR DE PARTIDA

FOTO / Photo pg. 285

## APLICAÇÃO / Application / Aplicación

**Bedford:** CF 1.8 e 2.3 - **Vauxhall:** Magnum 1800 | Magnum 2300 | Victor FD 2000 | Victor FE 1800 | VX 1800-2300 M35

## MOTOR

**Lucas Indiel:** 25329AM35 | 25165ADM35 | 25274ADM35 | 25348A5M90 | 25264AF5M90

## EQUIVALENTE / Equivalent

**Lester:** 16109 | 16283 - **Lucas:** TNB137 | 54244686 | 54245201 | 54245341 | 54246005 | 54247077 | 54247181**1189****IMPULSOR DE PARTIDA DO MOTOR DE ARRANQUE**

STARTER DRIVE / IMPULSOR DE PARTIDA

FOTO / Photo pg. 285

## APLICAÇÃO / Application / Aplicación

**General Motors/Chevrolet:** C10 V8 5.0L 305cid 1984...1985 | C10 Suburban V8 5.0L 305cid 1984...1985 | C20 V8 5.0L 305cid 1984...1985 | C20 Suburban V8 5.0L 305cid 1984...1985 | C2500 V6 4.3L 262cid 1988...1989 | Camaro V6 2.8L 173cid 1984...1989 | Camaro V6 3.1L 189cid 1990 | K10 V8 5.0L 305cid 1984...1985 | K10 Suburban V8 5.0L 305cid 1984...1985 | K1500 V6 4.3L 262cid 1988...1989 | K20 V8 5.0L 305cid 1985 | K20 Suburban V8 5.0L 305cid 1985 | K2500 V6 4.3L 262cid 1988...1989 | K5 Blazer V8 5.0L 305cid 1984...1985 | S10 Blazer V6 2.8L 173cid 1984...1989 | S10 Blazer V6 4.3L 262cid 1988...1990 | S10 Pick Up V6 2.8L 173cid 1984...1993 - **GMC:** C1500 V6 4.3L 262cid 1988...1989 | C1500 V8 5.0L 305cid 1984...1985 | C1500 Suburban V8 5.0L 305cid 1984...1985 | C2500 V6 4.3L 262cid 1988...1989 | C2500 V8 5.0L 305cid 1984...1985 | C2500 Suburban V8 5.0L 305cid 1984...1985 | Jimmy V8 5.0L 305cid 1984...1985 | K1500 V6 4.3L 262cid 1988...1989 | K1500 V8 5.0L 305cid 1984...1985 | K1500 Suburban V8 5.0L 305cid 1984...1985 | K2500 V6 4.3L 262cid 1988...1989 | S15 Jimmy V6 2.8L 173cid 1984...1989 | S15 Jimmy V6 4.3L 262cid 1988...1990 | S15 Pick Up 6 Cil 2.8L 173cid 1984...1990 | S15 Pick Up 6 Cil 4.3L 262cid 1988...1990 | Sonoma V6 2.8L 173cid 1991...1993 - **Isuzu:** Rodeo V6 3.1L 3137cc 1991...1992 - **Jeep:** Cherokee V6 2.8L 173cid 1984...1986 | Comanche V6 2.8L 173cid 1986 | Wagoneer V6 2.8L 173cid 1984...1986 - **Pontiac:** Firebird V6 2.8L 173cid 1984...1989 | Firebird V6 3.1L 189cid 1990

## MOTOR

**American:** 89530020124 - **Isuzu:** 8104550190 - **Jeep:** 8982775013

## EQUIVALENTE / Equivalent

**Bosch:** 1987BE0036 - **Lester:** 6317 | 6339 | 6413 - **Remy:** D2032 | 1984511 - **WAI:** 54100 | 54135**1190****IMPULSOR DE PARTIDA DO MOTOR DE ARRANQUE**

STARTER DRIVE / IMPULSOR DE PARTIDA

FOTO / Photo pg. 285

## APLICAÇÃO / Application / Aplicación

**Cummins:** Motor Serie C - **Ford:** Caminhão 1519 Ford 7.8 lts | Caminhão 1521 Ford 7.8 lts | Caminhão 1621 Ford 7.8 lts | Caminhão 2318 Ford 7.8 lts | Caminhão 2321 Ford 7.8 lts | Caminhão 3021 Ford 7.8 lts | Caminhão 3323 Ford 7.8 lts | Caminhão Cargo CF 7000. - **Müeller:** Compactador Cummins série C - **New Holland:** HTA7 | HTA8 | TC7 | TC8 | TCP7 | TCP8 - **Volkswagen:** Caminhão 13.210 Cummins 6 cil Turbo | Caminhão 14.210 Cummins 6 cil Turbo | Caminhão 14170 CUM-6 CT 8,3lts (Eq. primario) | Caminhão 14210 CUM-6 CT 8,3lts (Eq. primario) | Caminhão 16170 CUM-6 CT 8,3lts (Eq. primario) | Caminhão 16210H turbo Charger CUM-6 CT 8,3lts (Eq. primario) | Caminhão 16220H turbo Charger CUM-6 CT 8,3lts (Eq. primario) | Caminhão 22.210 Cummins 6cil. Turbo | Caminhão 24220 CUM-6 CT 8,3lts (Eq. primario)

**1190****IMPULSOR DE PARTIDA DO MOTOR DE ARRANQUE**

STARTER DRIVE / IMPULSOR DE PARTIDA

FOTO / Photo pg. 285

**MOTOR****Bosch:** 0001370001 | 9000453029 | 9000453066**EQUIVALENTE / Equivalent****Bosch:** 9001453670 - **Facet:** 480217 | 480324 - **Lester:** 4899 - **Remy:** 830622 | 1846089 - **WAI:** SP9011 - **Wapsa:** 224056**1191****IMPULSOR DE PARTIDA DO MOTOR DE ARRANQUE**

STARTER DRIVE / IMPULSOR DE PARTIDA

FOTO / Photo pg. 285

**APLICAÇÃO / Application / Aplicación****Kawasaki:** 440 | 550 CC Jet Ski - **Subaru:** Especial/Special - **Yamaha:** Especial/Special**MOTOR****Hitachi:** S10828H - **Kawasaki:** 211633710**EQUIVALENTE / Equivalent****Era:** ZN0536 | ZN9488 - **Hitachi:** 210875002 | 2108F3500 - **Kawasaki:** 590513005 - **Lester:** 18305 - **WAI:** 548106**1192****IMPULSOR DE PARTIDA DO MOTOR DE ARRANQUE**

STARTER DRIVE / IMPULSOR DE PARTIDA

FOTO / Photo pg. 285

**APLICAÇÃO / Application / Aplicación****Ford:** Bronco 4.9 lts 1992 | Bronco 5.0 lts 1992...1996 | Bronco 5.8 lts 1992...1996 | Escape 6 cil 2001...2009 | F Séries Pick Up 5.0 lts 1992...1998 | F Séries Pick Up 5.8 lts 1992...1996 | F1000 4.9L 6 cil a gasolina | F150 | F250 V6 a gasolina | Ranger**MOTOR****Ford:** SA769 | SA771 | SA774 | SA775 | SA776 | SA777 | SA784 | SA790 | SA800 | SA807 | SA769A | SA771A | F0O11002A | E90Y11002A | E90Y11002B | E9SZ11002A | E9SZ11002B | F02Z11002A | F0OY11002A | F0TZ11002A | F13Z11002A | F23Z11002A | F23Z11002B | F2DZ11002A | F2TZ11002A | F3DZ11002A | FOFZ11002A | FOTZ11002A | FOTZ11002B | E90F11000BA | E9SF11000AA | E9SF11000BA | F02U11000AA | F0OU11000AA | F13U11000AA | F23U11000AA | F23U11000BC | F2DU11000AA | F2DU11000BA | F2TU11000AA | F3DU11000AA | F02F11000AA | F07U11000AA | F07U11000BA | FOCF11000BA | FOCU11000BA - **Mazda:** ZZL118400 | ZZLO18400 - **Porsche:** E90V11002A | E9SF11002A | E90SZ11000AA**EQUIVALENTE / Equivalent****Bosch:** 1987BE0018 - **Ford:** SD337 | E90Z11350A | F0TZ11002A | F5DZ11350A | F07U11000AA | F2TU11000AA - **Lucas:** TMB350 - **WAI:** 54212**1193****IMPULSOR DE PARTIDA DO MOTOR DE ARRANQUE**

STARTER DRIVE / IMPULSOR DE PARTIDA

FOTO / Photo pg. 285

**APLICAÇÃO / Application / Aplicación****Ford:** Escort 1.8 1991...1996 - **Mercury:** Tracer 1.8 1991...1996**MOTOR****Ford:** SA779 | FOCF11000AA | FOCU11000AA | FOCF-11000AA | FOCU-11000AA**EQUIVALENTE / Equivalent****Ford:** SD340 | FOFZ11350A - **Lester:** 3214 - **WAI:** 54214**1194****IMPULSOR DE PARTIDA DO MOTOR DE ARRANQUE**

STARTER DRIVE / IMPULSOR DE PARTIDA

FOTO / Photo pg. 285

**APLICAÇÃO / Application / Aplicación****Bobcat:** Especial/Special - **Cummins:** Especial/Special - **Ford:** F12000 | F14000 1999 | F700 | Ford Truck Cummins - **General Motors/Chevrolet:** Pick Up Silverado Sierra Importado DIE - **John Deere:** John Deere**MOTOR****Remy:** 1113269 | 1113270 | 1113292 | 1113295 | 1113296 | 10465151 | 10465314 | 10479604 | 10479614 | 10479615 | 10479617 | 10479618 | 10479625 | 10479634 | 10479638 | 10479641**EQUIVALENTE / Equivalent****Lester:** 6583 - **Lucas Indiel:** 220427 - **Remy:** 10456455 | 10457056 | 10457579 | 10457056L - **WAI:** 548406**1195****IMPULSOR DE PARTIDA DO MOTOR DE ARRANQUE**

STARTER DRIVE / IMPULSOR DE PARTIDA

FOTO / Photo pg. 285

**APLICAÇÃO / Application / Aplicación****Bobcat:** Especial/Special - **Clark:** Especial/Special - **Deutz:** Allis 12/24V - **Hyster:** Empilhadeira - **Massey Ferguson:** Maxion 9110 | Maxion 9130 | Maxion 9150 | Maxion 9170 | MF265 | MF270 | MF275 | MF285 | MF290 | MF292 | MF295 | MF296 | MF400 | MF50X | MF55X | MF65R | MF65X | MF85X | MF86 | MF95 | MF95I - **Müeller:** Especial/Special - **New Holland:** Especial/Special - **Perkins:** Estacionários, Industrias | Tratores**MOTOR****Remy:** 1113274 | 1113275 | 1113278 | 1113281 | 1113282 | 1113284 | 1113285 | 1113288 | 1113289 | 1113290 | 1113297 | 10479607

**1195****IMPULSOR DE PARTIDA DO MOTOR DE ARRANQUE**

STARTER DRIVE / IMPULSOR DE PARTIDA

FOTO / Photo pg. 285

EQUIVALENTE / Equivalent

Lester: 6572 | 6576 | 6578 | 6581 | 6584 | 6587 | 6588 | 6593 | 6600 | 6602 - Remy: D2054 | 10457057 - WAI: 548402

**1196****IMPULSOR DE PARTIDA DO MOTOR DE ARRANQUE**

STARTER DRIVE / IMPULSOR DE PARTIDA

FOTO / Photo pg. 285

APLICAÇÃO / Application / Aplicación

Bobcat: Melroe - Clark: Especial/Special - Hyster: Empilhadeira - New Holland: Especial/Special - Perkins: Estacionários, Industrias | Tratores

MOTOR

Remy: 1113273 | 1113279 | 1113280 | 10479606 | 10479613

EQUIVALENTE / Equivalent

Lester: 6571 | 6575 | 6586 - Remy: 10457058 | 10457168 - WAI: 548407

**1197****IMPULSOR DE PARTIDA DO MOTOR DE ARRANQUE**

STARTER DRIVE / IMPULSOR DE PARTIDA

FOTO / Photo pg. 285

APLICAÇÃO / Application / Aplicación

Mercedes Benz: Caminhão 712 Eletronic

MOTOR

Remy: 1113286 | 10479620

EQUIVALENTE / Equivalent

Lester: 6579 | 6599 - Remy: 10457059 - WAI: 548404

**1198****IMPULSOR DE PARTIDA DO MOTOR DE ARRANQUE**

STARTER DRIVE / IMPULSOR DE PARTIDA

FOTO / Photo pg. 285

APLICAÇÃO / Application / Aplicación

General Motors/Chevrolet: C Séries C1500 6.5 | C Séries C1500 6.5 Turbo | C Séries C1500 6.5 Turbo Suburban | C Séries C2500 6.2 | C Séries C2500 6.5 | C Séries C2500 6.5 Turbo | C Séries C2500 6.5 Turbo Suburban | C Séries C3500 6.5 Turbo

EQUIVALENTE / Equivalent

Remy: 10457060 - WAI: 548405

**1199****IMPULSOR DE PARTIDA DO MOTOR DE ARRANQUE**

STARTER DRIVE / IMPULSOR DE PARTIDA

FOTO / Photo pg. 285

APLICAÇÃO / Application / Aplicación

Ford: Crown Victoria LX V8 4.6 Gas. 1992...1995 | Crown Victoria Police Interceptor V8 4.6 Gas. 1993...1995 | Crown Victoria Touring Sedan V8 4.6 Gas. 1992 | Crown Victoria S V8 4.6 Gas. 1992...1995 | Mustang | Mustang Cobra V8 4.6 Gas. 1996...1997 | Mustang GT V8 4.6 Gas. 1996...1997 | Thunderbird LX V8 4.6 Gas. 1994...1996  
Lincoln: Mark VIII LSC V8 4.6 Gas. 1995...1996 | Town Car Cartier V8 4.6 Gas. 1992...1995 | Town Car Executive V8 4.6 Gas. 1992...1995 | Town Car Jack Nicklaus V8 4.6 Gas. 1993 | Town Car Signature V8 4.6 Gas. 1992...1995 | Town Car Spinmaker Edition V8 4.6 Gas. 1995 | Town Car Tournament Edition V8 4.6 Gas. 1994 - Mercury: Cougar XR-7 V8 4.6 Gas. 1994...1996

MOTOR

Ford: SA789 | SA822 | F2VY11002A | F3LY11002A | F3LU11000AA

EQUIVALENTE / Equivalent

Ford: SD341 | F2VY11350A - Lester: 3221 | 3267 - WAI: 54215

**1200****IMPULSOR DE PARTIDA DO MOTOR DE ARRANQUE**

STARTER DRIVE / IMPULSOR DE PARTIDA

FOTO / Photo pg. 285

APLICAÇÃO / Application / Aplicación

Isuzu: Especial/Special - ZEN: Utilizado no Impulsor ZEN 0737 | Utilizado no Impulsor ZEN 0790 | Utilizado no Impulsor ZEN 0791 | Utilizado no Impulsor ZEN 0792 | Utilizado no Impulsor ZEN 0844 | Utilizado no Impulsor ZEN 1780

EQUIVALENTE / Equivalent

Hitachi: 211425505 | 211475008 - Isuzu: 8941155690 - Nissan: 2335411M00 - WAI: 5481400

**1201****IMPULSOR DE PARTIDA DO MOTOR DE ARRANQUE**

STARTER DRIVE / IMPULSOR DE PARTIDA

FOTO / Photo pg. 285

APLICAÇÃO / Application / Aplicación

Chrysler: Daytona 3.0 | Fifty Avenue Lebaron | Saragata 3.0 | Voyager 3.0 V6 1990...1993 - Harley Davidson: MY91 - 06 BT except MY06 Dyna - ZEN: Utilizado no Impulsor ZEN 0750 | Utilizado no impulsor ZEN 0816 | Utilizado no impulsor ZEN 0817 | Utilizado no impulsor ZEN 0818 | Utilizado no Impulsor ZEN 0954

MOTOR

Nippondenso: 1280007500 | 1280009380

**1201****IMPULSOR DE PARTIDA DO MOTOR DE ARRANQUE**

STARTER DRIVE / IMPULSOR DE PARTIDA

FOTO / Photo pg. 285

EQUIVALENTE / Equivalent

Nippondenso: 283000010 - WAI: 5482401

**1204****IMPULSOR DE PARTIDA DO MOTOR DE ARRANQUE**

STARTER DRIVE / IMPULSOR DE PARTIDA

FOTO / Photo pg. 285

APLICAÇÃO / Application / Aplicación

Fiat: Hitachi Excavator FH400 8215 13.8L Diesel - Fiat Allis: Crawlers 14C 8205 Diesel 1986...1989 | Crawlers 14CL 8205 Diesel 1986...1989 | Crawlers FD-14 8205 Diesel 1984...1989 | Crawlers FD-20 8215 Diesel 1981...1995 | Excavator FE-45 8215 Diesel 1988...1993 | Excavator FH-400 8215 Diesel 1990...1993 | Loader FL-14D 8205 Diesel 1985...1986 | Tractor - Agricultural FA-200 8215 Diesel 1984...1990 | Wheel Loader FR-20 8215 Diesel 1987...1991 | Wheel Loader FR-20B 8215 Diesel 1986...1995 | Wheel Loader FL-20 8215 Diesel 1979...1995

EQUIVALENTE / Equivalent

WAI: 54172

**1205****IMPULSOR DE PARTIDA DO MOTOR DE ARRANQUE**

STARTER DRIVE / IMPULSOR DE PARTIDA

FOTO / Photo pg. 285

APLICAÇÃO / Application / Aplicación

Agco: AGCO Trator MF 2360 Cummins - Caterpillar: Colheitadeira MT 875. | Motoniveladora 120H - Hyster: Empilhadeira Cummins 1997 - Mercedes Benz: 1632L | 1632LS | 1634LS | 1938L | 1938LS | 1938S | 1944L | 2638 | 2638LK | 2638LS | Demais aplicações com Turbo Brake, exceto Plataforma O 400 mecânico ...07/2004 | O 500R, RSD e RSE | OF 1722 | OH 1628L | Plataformas O 400RSD e SRE 06/2002...07/2004

MOTOR

Remy: 10461417 | 10478818 | 10478961 | 10479109 | 10479292 | 10479310

EQUIVALENTE / Equivalent

Facet: 10641 - Lester: 6630 | 6633 | 6634 | 6662 | 6664 | 6666 - Remy: 10472565 | 10472565L - WAI: 54153

**1206****IMPULSOR DE PARTIDA DO MOTOR DE ARRANQUE**

STARTER DRIVE / IMPULSOR DE PARTIDA

FOTO / Photo pg. 286

APLICAÇÃO / Application / Aplicación

Fiat: Tipo 1.4 e 1.6 - Lancia: Dedra 1.6 i.e

MOTOR

Magnet Marelli: 63222831 | 63222832 | 63222833 | 63222836 | 63222837 | 63222838 | 63222897 | 63223001 | 63223031 | 63223032 | 63223033 | 63223034

EQUIVALENTE / Equivalent

Fiat: 9941306

**1207****IMPULSOR DE PARTIDA DO MOTOR DE ARRANQUE**

STARTER DRIVE / IMPULSOR DE PARTIDA

FOTO / Photo pg. 286

APLICAÇÃO / Application / Aplicación

Nissan: NX 1600 | NX 2000 | Pulsar 1.6 | Sentra 1.6 - ZEN: Utilizado no Impulsor ZEN 0793

MOTOR

Hitachi: 51389 | 51384B | 5114440 | 5114486 | 5114475A - Nissan: 2330036A00

EQUIVALENTE / Equivalent

Hitachi: 211425509 - Nissan: 2335416E01 - WAI: 5481401

**1208****IMPULSOR DE PARTIDA DO MOTOR DE ARRANQUE**

STARTER DRIVE / IMPULSOR DE PARTIDA

FOTO / Photo pg. 286

APLICAÇÃO / Application / Aplicación

Ford: Contour | Courier 1.6 2001 | Escape 4 cil 2001...2004 | Escort | Fiesta | Ka | Mercury Mystique 2.0 L 4 cil 1995...1996 | Mondeo CLX 1997

MOTOR

Ford: F3RZ11002A | F3RZ11002B | 93BB11000HB | 93BB11000JB | 96BB11000AA | 97BB11000BB | 97BB11000BC

EQUIVALENTE / Equivalent

Ford: SD353 | 53R211350A | F3RZ11350A | F5RU11350RA | XS6411350AA | XS6U11350AA - Lucas Indiel: 223299 - WAI: 54216 | 54223

**1209****IMPULSOR DE PARTIDA DO MOTOR DE ARRANQUE**

STARTER DRIVE / IMPULSOR DE PARTIDA

FOTO / Photo pg. 286

APLICAÇÃO / Application / Aplicación

General Motors/Chevrolet: Astra 1.8 / 2.0 / 2.0 16V | Calibra 2.0 / 2.0i / 2.0i 16V | Corsa | Suprema 2.0 / 2.2 / 3.0 | Vectra 2.0 GSi MPFi / 2.0 GLS MPFi - Renault: Clio 1.2, 1.4, 1.6, 1.8 | Laguna 1.8, 2.0 | Megane 2.0 | R19 1.8 | R21 | Scenic 2.0 - Volvo: 440 | 460 | 480 | S40 | V40

**1209****IMPULSOR DE PARTIDA DO MOTOR DE ARRANQUE**

STARTER DRIVE / IMPULSOR DE PARTIDA

FOTO / Photo pg. 286

**MOTOR**

Valeo: D6RA56 | D6RA62 | D6RA82 | D6RA83 | D6RA107 | D6RA133 | D6RA162 | D6RA183

**EQUIVALENTE / Equivalent**Valeo: NE877 | 186798 | 187961 | 187981 | 594177 | 594252 - **WAI:** 549442**1210****IMPULSOR DE PARTIDA DO MOTOR DE ARRANQUE**

STARTER DRIVE / IMPULSOR DE PARTIDA

FOTO / Photo pg. 286

**APLICAÇÃO / Application / Aplicación**

TCM Equipment Ag: Série 42 MT 12/24V | Série 50 MT 12/24V

**MOTOR**

Remy: 10478898

**EQUIVALENTE / Equivalent**Lester: 6631 | 6635 - **Remy:** 10476528 - **WAI:** 54154**1211****IMPULSOR DE PARTIDA DO MOTOR DE ARRANQUE**

STARTER DRIVE / IMPULSOR DE PARTIDA

FOTO / Photo pg. 286

**APLICAÇÃO / Application / Aplicación**

Toyota: Avenis 2.0 | Camry 1.8 / 2.0 / 2.2i / 3.0 V6 | Carina II 2.0i | Celica 2.0 GT / 2.0 GTi / 2.0 Turbo | MR-2 2.0 | Picnic 2.0 | RAV-4 2.0

**MOTOR**

Nippondenso: 1280007390 | 1280008400 | 1280009710 | 1280009720 | 2280000820 | 2280000830 | 2280001910 | 2280002500

**EQUIVALENTE / Equivalent**Lester: 17170 | 17263 | 17534 | 17687 | 17715 | 17716 | 17774 | 17777 - **Nippondenso:** 0280906580 | 0280996580 | 0283010020 | 2801174070 - **WAI:** 5482408**1212****IMPULSOR DE PARTIDA DO MOTOR DE ARRANQUE**

STARTER DRIVE / IMPULSOR DE PARTIDA

FOTO / Photo pg. 286

**APLICAÇÃO / Application / Aplicación**Acura: Integra L4 1.7L 1678cc 1992...1993 | Integra L4 1.8L 1834cc 1992...1993 - **Dodge:** Ram 2500 V10 8.0L 7990cc 488cid 1994...1998 | Ram 3500 V10 8.0L 7990cc 488cid 1994...1998**MOTOR**

Nippondenso: 228000022 | 228000180

**EQUIVALENTE / Equivalent**Lester: 17273 | 17549 | 17574 - **Nippondenso:** 0283010060 - **WAI:** 5482407**1213****IMPULSOR DE PARTIDA DO MOTOR DE ARRANQUE**

STARTER DRIVE / IMPULSOR DE PARTIDA

FOTO / Photo pg. 286

**APLICAÇÃO / Application / Aplicación**

Subaru: 1800 4X4 | Especial/Special 1.8 GTi Turbo 4X4 | Impreza 1.8 | Legacy 1.8 2WD | Legacy 2.2

**MOTOR**

Nippondenso: 128000832 | 1280008321

**EQUIVALENTE / Equivalent**Lester: 17242 - **Nippondenso:** 0283007160 | 0283007910 - **Subaru:** 23312AA030 - **WAI:** 5482406**1215****IMPULSOR DE PARTIDA DO MOTOR DE ARRANQUE**

STARTER DRIVE / IMPULSOR DE PARTIDA

FOTO / Photo pg. 286

**APLICAÇÃO / Application / Aplicación**Toyota: Hilux 2.8 D | Land Cruiser - **Volkswagen:** Taro - **ZEN:** Utilizado no Impulsor ZEN 0921 | Utilizado no Impulsor ZEN 0946 | Utilizado no Impulsor ZEN 0947 | Utilizado no Impulsor ZEN 1097 | Utilizado no Impulsor ZEN 1601**MOTOR**

Nippondenso: 280007373 | 280008760 | 280008762 | 1280000362 | 1280007353 | 1280008142 | 1280008152 | 1280009592 | 2280000400 | 2280000640 | 2280001300

Toyota: 2810054100 | 2810054170

**EQUIVALENTE / Equivalent**Nippondenso: 2801154070 - **WAI:** 5482402

**1217****IMPULSOR DE PARTIDA DO MOTOR DE ARRANQUE**

STARTER DRIVE / IMPULSOR DE PARTIDA

FOTO / Photo pg. 286

APLICAÇÃO / Application / Aplicación

Ford: F1000 Diesel | Ranger Diesel

MOTOR

Ford: F87U11000DD

EQUIVALENTE / Equivalent

Facet: 10682 - Ford: F87U11350 | F87U11350AC

**1218****IMPULSOR DE PARTIDA DO MOTOR DE ARRANQUE**

STARTER DRIVE / IMPULSOR DE PARTIDA

FOTO / Photo pg. 286

APLICAÇÃO / Application / Aplicación

Sea Doo: GSX, GTI, GTS, GTX, HX, SP, SP1, SPX, XP | Sea Doo - série 800 (modelos novos) | Toda Linha 110 HP

MOTOR

Nippondenso: 2280006240 - ZEN: 12723

EQUIVALENTE / Equivalent

BRP: 278001497 | 278001936 - Sea Doo: 278001106 - WAI: 548252

**1221****IMPULSOR DE PARTIDA DO MOTOR DE ARRANQUE**

STARTER DRIVE / IMPULSOR DE PARTIDA

FOTO / Photo pg. 286

APLICAÇÃO / Application / Aplicación

Toyota: Bandeirante - ZEN: Utilizado no Impulsor ZEN 0750 | Utilizado no Impulsor ZEN 0954

EQUIVALENTE / Equivalent

WAI: 5482401B

**1222****IMPULSOR DE PARTIDA DO MOTOR DE ARRANQUE**

STARTER DRIVE / IMPULSOR DE PARTIDA

FOTO / Photo pg. 286

APLICAÇÃO / Application / Aplicación

Volkswagen: Gol G2 1.0 MI | Gol G3 1.0 16V Turbo | Gol G3 1.0 MI | Gol G3 1.0 MI 16V | Parati G3 1.0 MI 16V | Parati G3 1.0 MI 16V Turbo

MOTOR

Bosch: 9000081010 | F000AL0401 | F000AL0414

EQUIVALENTE / Equivalent

Bosch: F000AL1446 | F000AL1682

**1223****IMPULSOR DE PARTIDA DO MOTOR DE ARRANQUE**

STARTER DRIVE / IMPULSOR DE PARTIDA

FOTO / Photo pg. 286

APLICAÇÃO / Application / Aplicación

Audi: Q7 - Porsche: 911 | Boxter | Carrera | Cayman - Seat: Arosa - Skoda: Fabia - Volkswagen: Gol 1.8 2005 | Lupo | Parati III 1.8 MI e 2.0 MI | Quantum 1.8 MI e 2.0 MI | Santana 1.8 MI e 2.0 MI | Saveiro III 1.8 MI e 2.0 MI | Touareg

MOTOR

Bosch: 0001121001 | 0001121002 | 0001121003 | 0001121030 | 0001121031 | 0001121032 | 0001121034 | 0001123001 | 0001123002 | 0001123003 | 0001123024 | F000AL0502

EQUIVALENTE / Equivalent

Bosch: 1006209641 | 1006209662 | 1006209761 | 1006209762 | 1006209781 | F000AL1186 | F000AL1681

**1224****IMPULSOR DE PARTIDA DO MOTOR DE ARRANQUE**

STARTER DRIVE / IMPULSOR DE PARTIDA

FOTO / Photo pg. 286

APLICAÇÃO / Application / Aplicación

Ford: Bronco 4.9 lts 1992 | Bronco 5.0 lts 1992...1996 | Bronco 5.8 lts 1992...1996 | F Séries Pick Up 5.0 lts 1992...1998 | F Séries Pick Up 5.8 lts 1992...1996 | F1000 4.9L 6 cil a gasolina | F150 | Ranger - Valmet: Trator

MOTOR

Ford: SA769 | SA771 | SA774 | SA775 | SA776 | SA777 | SA784 | SA790 | SA800 | SA807 | SA769A | SA771A | F0011002A | E90Y11002A | E90Y11002B | E9SZ11002A | E9SZ11002B | F02Z11002A | F00Y11002A | F0TZ11002A | F13Z11002A | F23Z11002A | F23Z11002B | F2DZ11002A | F2TZ11002A | F3DZ11002A | F0FZ11002A | F0TZ11002A | F0TZ11002B | E90F11000BA | E9SF11000AA | E9SF11000BA | F02U11000AA | F00U11000AA | F13U11000AA | F23U11000AA | F23U11000BC | F2DU11000AA | F2DU11000BA | F2TU11000AA | F3DU11000AA | F02F11000AA | F07U11000AA | F07U11000BA | F0CF11000BA | F0CU11000BA

EQUIVALENTE / Equivalent

Ford: E90Z11350A | F0TZ11002A | F5DZ11350A | F07U11000AA | F2TU11000AA - Lester: 3204 | 3205 | 3213 | 3217 | 3224 | 3232 | 3238 | 3239 | 3240 | 3241 | 3246 | 3247 | 3264 | 3266 | 3268 | 3269 | 3270 | 3271 | 3272 | 3273 | 3274 - WAI: 54212



**1225****IMPULSOR DE PARTIDA DO MOTOR DE ARRANQUE**

STARTER DRIVE / IMPULSOR DE PARTIDA

FOTO / Photo pg. 286

APLICAÇÃO / Application / Aplicación

Ford: Escort | Mercury | PMGR Starters 1991...1996

MOTOR

Ford: SA779 | FOCF11000AA | FOCU11000AA

EQUIVALENTE / Equivalent

Cargo: 231961 - Ford: SD340 | FOFZ11350A

**1226****IMPULSOR DE PARTIDA DO MOTOR DE ARRANQUE**

STARTER DRIVE / IMPULSOR DE PARTIDA

FOTO / Photo pg. 287

APLICAÇÃO / Application / Aplicación

Ford: Crown Victoria LX V8 4.6 Gas. 1992...1995 | Crown Victoria Police Interceptor V8 4.6 Gas. 1993...1995 | Crown Victoria S V8 4.6 Gas. 1992...1995 | Crown Victoria Touring Sedan V8 4.6 Gas. 1992 | Mustang GT V8 4.6 Gas. 1996...1997 | Mustang Cobra V8 4.6 Gas. 1996...1997 | Thunderbird LX V8 4.6 Gas. 1994...1996 - **Lincoln**: Mark VIII LSC V8 4.6 Gas. 1995...1996 | Town Car Cartier V8 4.6 Gas. 1992...1995 | Town Car Executive V8 4.6 Gas. 1992...1995 | Town Car Jack Nicklaus V8 4.6 Gas. 1993 | Town Car Signature V8 4.6 Gas. 1992...1995 | Town Car Spinmaker Edition V8 4.6 Gas. 1995 | Town Car Tournament Edition V8 4.6 Gas. 1994 - **Mercury**: Cougar XR-7 V8 4.6 Gas. 1994...1996

MOTOR

Ford: SA789 | SA822 | F2VY11002A | F3LY11002A | F3LU11000AA

EQUIVALENTE / Equivalent

Ford: SD341 | F2VY11350A - **WAI**: 54222**1227****IMPULSOR DE PARTIDA DO MOTOR DE ARRANQUE**

STARTER DRIVE / IMPULSOR DE PARTIDA

FOTO / Photo pg. 287

APLICAÇÃO / Application / Aplicación

Fiat: Panda 750 | Tipo 1.1 Fire | Uno 45 Fire

MOTOR

Magnetit Marelli: 63101003 | 63221800 | 63221890 | 63221892

EQUIVALENTE / Equivalent

Fiat: 9941300

**1228****IMPULSOR DE PARTIDA DO MOTOR DE ARRANQUE**

STARTER DRIVE / IMPULSOR DE PARTIDA

FOTO / Photo pg. 287

APLICAÇÃO / Application / Aplicación

Ford: Escape 4 cil 2001...2004

MOTOR

Ford: F3RZ11002B | XS6U11000AC

EQUIVALENTE / Equivalent

Ford: F3RZ11350A | F5RU11350RA - **Lester**: 3261 | 3262 | 3263 - **WAI**: 54216 | 54223**1351****IMPULSOR DE PARTIDA DO MOTOR DE ARRANQUE**

STARTER DRIVE / IMPULSOR DE PARTIDA

FOTO / Photo pg. 287

APLICAÇÃO / Application / Aplicación

ZEN: Especial/Special

**1353****IMPULSOR DE PARTIDA DO MOTOR DE ARRANQUE**

STARTER DRIVE / IMPULSOR DE PARTIDA

FOTO / Photo pg. 287

APLICAÇÃO / Application / Aplicación

Leece Neville: Motores

MOTOR

Cummins: 3399104 - **Leece Neville**: MS4400 | MS4401 | MS4402 | MS4403 | MS4500 | 859532Z | MS4400Z

EQUIVALENTE / Equivalent

Arrowhead: PL65192 - **Prestolite**: 65192

**1359****IMPULSOR DE PARTIDA DO MOTOR DE ARRANQUE**

STARTER DRIVE / IMPULSOR DE PARTIDA

FOTO / Photo pg. 287

**APLICAÇÃO / Application / Aplicación**

**Case:** Pá Carregadeira W7 Perkins 6 cil | Retroescavadeira 580 Perkins 4 cil | Retroescavadeira 580CK Perkins 4 cil | Retroescavadeira 580E Perkins 4 cil | Retroescavadeira 580H - **CBT:** 1000 Perkins 4, 6 cil | 1090 Perkins 4, 6 cil | 1100 Perkins 4, 6 cil | 8240 Perkins 4236 álcool - **Chrysler:** 135 | 155 | 50 | 60 | C-300 | C-500 Y110 | Dodge D400 Perkins 4 cil | HY 40 - **Clark:** Motor PK4236 Pick Up | Pá Carregadeira Michigan 75A | Pá Carregadeira Michigan 75II | Pá Carregadeira Michigan 75III - **Ford:** 4600 | 5600 | 6600 4 cil | F11000 Perkins 6 cil | F12000 Perkins 6 cil | F13000 Perkins 6 cil | F2000 Ford 4 cil | F4000 Ford 4 cil

**General Motors/Chevrolet:** Caminhão Perkins 6 cil | Pick Up Perkins 4 cil Diesel - **Massey Ferguson:** MF220 | MF235 | MF250 | MF275 | MF285 | MF290 | MF290 RA Perkins 4236 diesel | MF296 | MF3366 | MF400 | MF50X | MF55X | MF65R | MF65X | MF85X | MF95I | MF95X - **Perkins:** Motor 4 e 6 cil - **Volkswagen:** Caminhão 6.80 Perkins

**MOTOR**

**Bosch:** 9000453001 | 9000453004 | 9000453005 | 9000453006 | 9000453009 | 9000453011 | 9000453014 | 9000453015 | 9000453016 | 9000453017 | 9000453019 | 9000453028 | 9000453032 | 9000453034 | 9000453038 | 9000453041 | 9000453042 | 9000453043 | 9000453046 | 9000453047 | 9000453049 | 9000453050 | 9000453051 | 9000453052 | 9000453054 | 9000453059 | 9000453061 - **Wapsa:** MPB1 | MPB2 | MPF8 | MPN2 | MALP2 | MPB11 | MPB17 | MPB18 | MPB23 | MPB31 | MPB33 | MPB49 | MPB50 | MPB59 | MPB60 | MPB63 | MPB70 | MPC69 | MPMF3 | MALMF2 | MALTf1 | MALTf2 | MPJ1074

**EQUIVALENTE / Equivalent**

**Bosch:** 9001453333 | 9001453334 | 9001453338 - **General Motors/Chevrolet:** 07328970 - **Volkswagen:** 04128642 | BC4N11350A - **Wapsa:** 2244 | 224004 | 224038 | 224043 | 2244036

**1364****IMPULSOR DE PARTIDA DO MOTOR DE ARRANQUE**

STARTER DRIVE / IMPULSOR DE PARTIDA

FOTO / Photo pg. 287

**APLICAÇÃO / Application / Aplicación**

**Agrale:** 1600D | 1800D | TX1600D - **Case:** Escavadeira Hidráulica 80CP, 80CR. | Pá Carregadeira W18 | Pá Carregadeira W20 | Pá Carregadeira W20B | W18 | W20 (MBB-OM 352) | W20B (MBB-OM 352A) - **CBT:** 1065 10/1976... | 1065 (MBB-OM 314) | 1105 (MBB-OM 352) | 2080 (MBB-OM 314) | 2105 (MBB-OM 352) | 2600 10/1976... | 8060 4x4 (MBB-OM 352) | 8440 10/1976... | 950 10/1976... | Oliver 1020 10/1976... - **Chrysler:** Dodge D950 MWM | Dodge P700 MWM | Dodge P900 MWM

**Clark:** Pá Carregadeira Michigan 45C | Pá Carregadeira Michigan 55A | Pá Carregadeira Michigan 55C | Pá Carregadeira Michigan 65R | Pá Carregadeira Michigan 75III

**Fiat Allis:** Escavadeira Hidráulica FE105 | FG70 | FG85 - **Ford:** Cargo C 1215 | Cargo C 1216 | Cargo C 1217 | Cargo C 1415 | Cargo C 1416 | Cargo C 1417 | Cargo C 1421 | Cargo C 1617 | Cargo C 1621 | Cargo C 814 | Cargo C 815 | F4000 - **Komatsu:** 364 - **Mercedes Benz:** Caminhão/Ônibus 2016, 2213, 2216, L608D, L709D, L1319, LP1219, LP1419 | Caminhão/Ônibus 1214, 1218, 1414, 1418, 1614, , 1513, 1516, 2013, | Caminhão/Ônibus 1618, 1621, 2215, 2216, L610 (OM 352), 1113, 1313, 1316 | Chassi para Ônibus 1313, 1315, 1316, O364, O371U Com motor M366G | Chassi para Ônibus OF/OH 1113, 1115, Com motor M366G | LO812 | O364 | O365 | O366 | O371U - **MWM:** D225-6 08/1977... | D229-4 08/1977... | D229-6 08/1977... | TD229-6 08/1977... - **New Holland:** FNH 8040 (MBB-OM352) | FNH 8055 (MBB-OM352A). - **Toyota:** Bandeirante (MBB-OM 314) 10/1976... - **Valmet:** 110ID 08/1977... | 118 08/1977... | 128 08/1977... | 138 08/1977... | 138/4 Turbo 08/1977... | 148 08/1977... | 78 08/1977... | 85ID 08/1977... | 88 08/1977... | 880 08/1977... | 980 08/1977... - **Volkswagen:** Chassi VW7.90S, VW7.90CE, VW7.90CO | VW11.130 | VW13.130 | VW6.90 | VW7.110S | VW7.90S

**MOTOR**

**Bosch:** 0001354084 | 0001359031 | 0001359055 | 0001359057 | 0001359062 | 0001359071 | 0001359072 | 0001359073 | 0001359074 | 0001359083 | 0001359084 | 0001359087 | 0001359089 | 0001359091 | 0001359097 | 0001359100 | 0001359101 | 0001359111 | 0001359113 | 0001359118 | 0001359119 | 0001360004 | 0001360025 | 0001360027 | 0001360030 | 0001360031 | 0001360032 | 0001360034 | 0001360035 | 0001360036 | 0001360037 | 0001360038 | 0001360039 | 0001360040 | 0001360046 | 0001360047 | 0001360049 | 0001360056 | 0001360057 | 0001360059 | 0001360061 | 0001360065 | 0001364108 | 0001365007 | 0001365008 | 9000083027 | 9000083028 | 9000083031 | 9000083036 | 9000083045 | 9000083046 | 9000083050 | 9000083052 | 9000083053 | 9000083054 | 9000083056 | 9000083060 | 9000083061 | 9000083063 | 9000083064 | 9000083065 | 9000083066 | 9000083067 | 9000083068 | 9000083074

**EQUIVALENTE / Equivalent**

**Bosch:** 2006209421 | 2006209436 | 2006209446 | 9001083406 | 9001083436 | 9002453073 - **Fiat:** 8122129 | 9008243 | 9926112 | 9957919 | 79028900 | 79028909  
**Italacciai:** SD124 - **Mercedes Benz:** 0001517013 - **Volkswagen:** 04053926

**1372****IMPULSOR DE PARTIDA DO MOTOR DE ARRANQUE**

STARTER DRIVE / IMPULSOR DE PARTIDA

FOTO / Photo pg. 287

**APLICAÇÃO / Application / Aplicación**

**Ford:** Cargo 1618 | F1000 MWM 1998... | F4000 MWM 1998... - **MWM:** Motor 4.10T, 6.10T - **Volkswagen:** Motor MWM X10 | Ônibus Bus

**MOTOR**

**Bosch:** 9000083077

**EQUIVALENTE / Equivalent**

**Bosch:** 9002453078 | 9002453079

**1451****IMPULSOR DE PARTIDA DO MOTOR DE ARRANQUE**

STARTER DRIVE / IMPULSOR DE PARTIDA

FOTO / Photo pg. 287

**APLICAÇÃO / Application / Aplicación**

**Hatz:** Motor - **Lombardini:** Motor - **Ruggerini:** RD180 | RD181 | RD200 | RF120 | RF121 | RF130 | RF140 | RF148 | RF80 | RF81 | RF88 | RF90 | RF91 | RF96 | RF99

**MOTOR**

**Bosch:** 0001109029

**1451****IMPULSOR DE PARTIDA DO MOTOR DE ARRANQUE**

STARTER DRIVE / IMPULSOR DE PARTIDA

FOTO / Photo pg. 287

EQUIVALENTE / Equivalent

Bosch: 1006209650 - WAI: 5491111

**1453****IMPULSOR DE PARTIDA DO MOTOR DE ARRANQUE**

STARTER DRIVE / IMPULSOR DE PARTIDA

FOTO / Photo pg. 287

APLICAÇÃO / Application / Aplicación

Mercury Marine: 25 HP Engines | 30 - 60 HP 4 Stroke | 9.9 - 15HP 4 Stroke 99

MOTOR

United Technologies: 6743040 | 6767540 | 6873740 | 7005840 | 10153340 | 10153440

EQUIVALENTE / Equivalent

Johnson Electric: 5970420DV30SN - WAI: 547001

**1454****IMPULSOR DE PARTIDA DO MOTOR DE ARRANQUE**

STARTER DRIVE / IMPULSOR DE PARTIDA

FOTO / Photo pg. 287

APLICAÇÃO / Application / Aplicación

Mercury Marine: 50 HP 4-Stroke

MOTOR

Mercury Marine: 50834749 | 50859171T - United Technologies: 6743240 | 10153540

**1455****IMPULSOR DE PARTIDA DO MOTOR DE ARRANQUE**

STARTER DRIVE / IMPULSOR DE PARTIDA

FOTO / Photo pg. 287

APLICAÇÃO / Application / Aplicación

Marine Electric: Jet Ski

EQUIVALENTE / Equivalent

Johnson Electric: 10394020

**1458****IMPULSOR DE PARTIDA DO MOTOR DE ARRANQUE**

STARTER DRIVE / IMPULSOR DE PARTIDA

FOTO / Photo pg. 287

APLICAÇÃO / Application / Aplicación

Mercedes Benz: Class C, E, M, S, V, CLK | Sprinter | Vito Engine D/TD

MOTOR

Valeo: D7R19 | D7R28

EQUIVALENTE / Equivalent

Valeo: 059427 | 059527 | 187528 | 594279 - WAI: 549440

**1467****IMPULSOR DE PARTIDA DO MOTOR DE ARRANQUE**

STARTER DRIVE / IMPULSOR DE PARTIDA

FOTO / Photo pg. 287

APLICAÇÃO / Application / Aplicación

Nissan: Sentra 1994 | Tsuru

MOTOR

Bosch: 6004AA0017

EQUIVALENTE / Equivalent

Bosch: 1006209614 | F000AL2000

**1468****IMPULSOR DE PARTIDA DO MOTOR DE ARRANQUE**

STARTER DRIVE / IMPULSOR DE PARTIDA

FOTO / Photo pg. 287

APLICAÇÃO / Application / Aplicación

Volkswagen: Fox | Gol G5 | Golf | Polo

MOTOR

Bosch: F000AL0402 | F000AL0415

EQUIVALENTE / Equivalent

Bosch: F000AL1901

**1469****IMPULSOR DE PARTIDA DO MOTOR DE ARRANQUE**

STARTER DRIVE / IMPULSOR DE PARTIDA

FOTO / Photo pg. 287

APLICAÇÃO / Application / Aplicación

**Mercedes Benz:** Classe A190 06/1999... | Classe A 06/1999...

MOTOR

**Bosch:** F000AL0101 | F000AL0104 - **Mercedes Benz:** 0051511101 | 0051514701

EQUIVALENTE / Equivalent

**Bosch:** F000AL1209 | F000AL1688**1470****IMPULSOR DE PARTIDA DO MOTOR DE ARRANQUE**

STARTER DRIVE / IMPULSOR DE PARTIDA

FOTO / Photo pg. 288

APLICAÇÃO / Application / Aplicación

**Chrysler:** Dodge RAM

MOTOR

**Bosch:** 6004AA3009

EQUIVALENTE / Equivalent

**Bosch:** 9008047011 | F000AL1024 - **WAI:** 5491114**1471****IMPULSOR DE PARTIDA DO MOTOR DE ARRANQUE**

STARTER DRIVE / IMPULSOR DE PARTIDA

FOTO / Photo pg. 288

APLICAÇÃO / Application / Aplicación

**Mercedes Benz:** Classe A - A100 05/1999... | Classe A - A160

MOTOR

**Bosch:** F000AL0302

EQUIVALENTE / Equivalent

**Bosch:** F000AL1067 | F000AL1096 | F000AL1696**1472****IMPULSOR DE PARTIDA DO MOTOR DE ARRANQUE**

STARTER DRIVE / IMPULSOR DE PARTIDA

FOTO / Photo pg. 288

APLICAÇÃO / Application / Aplicación

**KHD:** Motors engines BF4L1011 2.7 L - 2732cc 2003 | Motors engines F2L1011 1.4 - 1366cc 2004

MOTOR

**Bosch:** 0001223002

EQUIVALENTE / Equivalent

**Bosch:** 6033AD0061 | 6033ADO061 - **WAI:** 549312**1473****IMPULSOR DE PARTIDA DO MOTOR DE ARRANQUE**

STARTER DRIVE / IMPULSOR DE PARTIDA

FOTO / Photo pg. 288

APLICAÇÃO / Application / Aplicación

**Hyster:** Lift TK 4.3L | XL 80 - **ZEN:** Utiliza Pinhão 10048 | Utilizado no Impulsor 1846

MOTOR

**Nippondenso:** 015861N | 1383240 | 112309T26**1474****IMPULSOR DE PARTIDA DO MOTOR DE ARRANQUE**

STARTER DRIVE / IMPULSOR DE PARTIDA

FOTO / Photo pg. 288

APLICAÇÃO / Application / Aplicación

**Land Rover:** Defender 110 3.9L - 3947cc 1993 | Defender 90 3.9L - 3947cc 1994...1995 | Discovery 3.9L - 3947cc 1994...1995 | Range Rover 4.0L - 3950cc 1995 | Range Rover 4.2L - 4275cc 1993...1995

MOTOR

**Bosch:** 0001108137 | 0001108144 | 0001108156 | 0001109040 | 0001110090 | 0001110120

EQUIVALENTE / Equivalent

**Bosch:** 1006209605 | 1006209606 | 1006209928 - **WAI:** 549193**1475****IMPULSOR DE PARTIDA DO MOTOR DE ARRANQUE**

STARTER DRIVE / IMPULSOR DE PARTIDA

FOTO / Photo pg. 288

APLICAÇÃO / Application / Aplicación

**Land Rover:** Defender 110 3.9L - 3947cc 1993 | Defender 90 3.9L - 3947cc 1994...1995 | Range Rover 3.5L 3532cc 1987...1988 | Range Rover 3.9L 3947cc 1989...1995

**1475****IMPULSOR DE PARTIDA DO MOTOR DE ARRANQUE**

STARTER DRIVE / IMPULSOR DE PARTIDA

FOTO / Photo pg. 288

**MOTOR**

Lucas Indiel: 2680B | 2680D - Magneti Marelli: 63226801

**EQUIVALENTE / Equivalent**

Lucas: TMB173 - Lucas Indiel: 54291022

**1477****IMPULSOR DE PARTIDA DO MOTOR DE ARRANQUE**

STARTER DRIVE / IMPULSOR DE PARTIDA

FOTO / Photo pg. 288

**APLICAÇÃO / Application / Aplicación**

BMW: 325 2.5 TD | 525 2.5 TD | 725 2.5 TD - Lancia: K 2.4 TD - Opel: Omega 2.3 TD

**MOTOR**

Lucas Indiel: 63222035010 | 63222204010 - Magneti Marelli: 63222035 | 63222040 | 63222204 | 63229035 | 63292035

**EQUIVALENTE / Equivalent**

Cargo: 135117 - Fiat: 9946913 - Lucas: 85540681010

**1478****IMPULSOR DE PARTIDA DO MOTOR DE ARRANQUE**

STARTER DRIVE / IMPULSOR DE PARTIDA

FOTO / Photo pg. 288

**APLICAÇÃO / Application / Aplicación**

Chrysler: Breeze 2.0L (122) L4 1996...1997 | Neon 2.0L (122) L4 1996...1997 | Neon 2.0L (122) L4 2000...2002 | Neon 2.0L (122) L4 Plymouth 2000...2002 | Stratus 2.0L (122) L4 Plymouth 1996...1997

**EQUIVALENTE / Equivalent**

Bosch: 6004AH5018 - Lucas Indiel: 220434 - WAI: 5491115

**1480****IMPULSOR DE PARTIDA DO MOTOR DE ARRANQUE**

STARTER DRIVE / IMPULSOR DE PARTIDA

FOTO / Photo pg. 288

**APLICAÇÃO / Application / Aplicación**

Volkswagen: VW LT 28 SDI, LT 35 SDI, LT 46 SDI

**MOTOR**

Bosch: 0001125501 | 0001125502 | 0001125503 | 0001125504 | 0001125511 - Volkswagen: 069911023E

**EQUIVALENTE / Equivalent**

Volkswagen: 1006209655 | 1006209760

**1482****IMPULSOR DE PARTIDA DO MOTOR DE ARRANQUE**

STARTER DRIVE / IMPULSOR DE PARTIDA

FOTO / Photo pg. 288

**APLICAÇÃO / Application / Aplicación**

Ford: EcoSport 2.0I - 16V | Focus 2.0I - 16V

**MOTOR**

Ford: 5N1511000AA | 5N1511000AB - Remy: 8000071

**EQUIVALENTE / Equivalent**

Remy: 10500475 - WAI: 54175

**1483****IMPULSOR DE PARTIDA DO MOTOR DE ARRANQUE**

STARTER DRIVE / IMPULSOR DE PARTIDA

FOTO / Photo pg. 288

**APLICAÇÃO / Application / Aplicación**

Fiat Iveco: Iveco BF4L1011 2.7L - 2732cc 1996...2001 | Iveco BF4L1011 2.7L - 2732cc 1995 | Iveco BF4L1011 2.7L - 2732cc 2000 | Iveco BF4L1011 2.7L - 2732cc 2001 | Iveco F2L1011 1.4L - 1366cc 1996...2002 | Iveco F3L1011 2.0L - 2049cc 1996...2002 | Iveco F4L1011 2.7L - 2732cc 1996...1999

**MOTOR**

Bosch: 0001223016 | 0001223021

**EQUIVALENTE / Equivalent**

Bosch: 6033AD1062 - KHD: 1340070 - WAI: 5491142

**1484****IMPULSOR DE PARTIDA DO MOTOR DE ARRANQUE**

STARTER DRIVE / IMPULSOR DE PARTIDA

FOTO / Photo pg. 288

**APLICAÇÃO / Application / Aplicación**

Seat: Arosa 1.0, 1.4L | Cordoba 1.0, 1.4L | Ibiza II 1.0, 1.4L - Volkswagen: Lupo 1.0, 1.4L | Polo 1.0, 1.4L

**MOTOR**

Magneti Marelli: 63223039 | 63293029 | 63293039

**1485****IMPULSOR DE PARTIDA DO MOTOR DE ARRANQUE**

STARTER DRIVE / IMPULSOR DE PARTIDA

FOTO / Photo pg. 288

## APLICAÇÃO / Application / Aplicación

**Chrysler:** Crosfire 3.2L - 3199cc 2004...2005 - **Mercedes Benz:** C 240 2.6L - 2597cc 2001...2004 | C32 3.2L - 3199cc 2002...2004 | C320 3.2L - 3199cc 2001...2004 | CLK320 3.2L - 3199cc 2001...2004 | E320 3.2L - 3199cc 2001...2004 | ML320 3.2L - 3199cc 2001...2003 | ML350 3.7L - 3724cc 2003...2004 | SLK32 3.2L - 3199cc 2002...2004 | SLK320 3.2L - 3199cc 2001...2003

## MOTOR

**Bosch:** 0001108197 | 0001108222 | 0001108223 | 0001115005 | 0001115009 | 0001115049 | 0001115050

## EQUIVALENTE / Equivalent

**Bosch:** 1006209661 - **Mercedes Benz:** 0011512113 - **WAI:** 549196

**1486****IMPULSOR DE PARTIDA DO MOTOR DE ARRANQUE**

STARTER DRIVE / IMPULSOR DE PARTIDA

FOTO / Photo pg. 288

## APLICAÇÃO / Application / Aplicación

**BMW:** Séries 5 | Séries 7 | Séries 8 | Séries X5

## MOTOR

**Bosch:** 0001107085 | 0001110071 | 0001110072

## EQUIVALENTE / Equivalent

**Bosch:** 1006209592 | 1006209941 | D001965593 - **WAI:** 549162

**1487****IMPULSOR DE PARTIDA DO MOTOR DE ARRANQUE**

STARTER DRIVE / IMPULSOR DE PARTIDA

FOTO / Photo pg. 288

## APLICAÇÃO / Application / Aplicación

**BMW:** 318 TDS

## MOTOR

**Bosch:** 0001110110

## EQUIVALENTE / Equivalent

**Bosch:** 1006209622

**1496****IMPULSOR DE PARTIDA DO MOTOR DE ARRANQUE**

STARTER DRIVE / IMPULSOR DE PARTIDA

FOTO / Photo pg. 288

## APLICAÇÃO / Application / Aplicación

**Land Rover:** 100 | 200 | 25 | 400 | 45 | Cabriolet | Coupe

## MOTOR

**Magneti Marelli:** 63220104 | 63223103

**1502****IMPULSOR DE PARTIDA DO MOTOR DE ARRANQUE**

STARTER DRIVE / IMPULSOR DE PARTIDA

FOTO / Photo pg. 289

## APLICAÇÃO / Application / Aplicación

**Escort Tractor:** Especial/Special

## EQUIVALENTE / Equivalent

**Lucas:** 26253081

**1504****IMPULSOR DE PARTIDA DO MOTOR DE ARRANQUE**

STARTER DRIVE / IMPULSOR DE PARTIDA

FOTO / Photo pg. 289

## APLICAÇÃO / Application / Aplicación

**Tata:** Indica Diesel

## EQUIVALENTE / Equivalent

**Lucas:** 26256545

**1507****IMPULSOR DE PARTIDA DO MOTOR DE ARRANQUE**

STARTER DRIVE / IMPULSOR DE PARTIDA

FOTO / Photo pg. 289

## APLICAÇÃO / Application / Aplicación

**Tata:** 207 Diesel 3L | 407 Diesel 3L

## EQUIVALENTE / Equivalent

**Lucas:** 26253397

**1509****IMPULSOR DE PARTIDA DO MOTOR DE ARRANQUE**

STARTER DRIVE / IMPULSOR DE PARTIDA

FOTO / Photo pg. 289

APLICAÇÃO / Application / Aplicación

**Alto:** VXI - **Esttem:** MPF - **Hyundai:** I10 1.1 - **Isuzu:** Especial/Special - **Lancer:** Especial/Special - **Maruti:** Gypsy - **Peugeot:** Especial/Special - **Santro:** Especial/Special**Suzuki:** Wagon R - **Vagan:** Especial/Special

EQUIVALENTE / Equivalent

**Lucas:** 26256287**1516****IMPULSOR DE PARTIDA DO MOTOR DE ARRANQUE**

STARTER DRIVE / IMPULSOR DE PARTIDA

FOTO / Photo pg. 289

APLICAÇÃO / Application / Aplicación

**Tata:** LP 1210US | Tata Cummins

EQUIVALENTE / Equivalent

**Lucas:** 26256097**1518****IMPULSOR DE PARTIDA DO MOTOR DE ARRANQUE**

STARTER DRIVE / IMPULSOR DE PARTIDA

FOTO / Photo pg. 289

APLICAÇÃO / Application / Aplicación

**Especial/Special:** Estate | Safari | T 206 - **Tata:** Pick Up | Tatamobile Sumo

MOTOR

**Lucas Indiel:** 2692512A

EQUIVALENTE / Equivalent

**Lucas:** 26253621**1521****IMPULSOR DE PARTIDA DO MOTOR DE ARRANQUE**

STARTER DRIVE / IMPULSOR DE PARTIDA

FOTO / Photo pg. 289

APLICAÇÃO / Application / Aplicación

**Remy:** 41MT

EQUIVALENTE / Equivalent

**Remy:** 10500283 - **WAI:** 54189**1523****IMPULSOR DE PARTIDA DO MOTOR DE ARRANQUE**

STARTER DRIVE / IMPULSOR DE PARTIDA

FOTO / Photo pg. 289

APLICAÇÃO / Application / Aplicación

**Ford:** Cargo 1217 | Cargo 1417 | Cargo 1421 Cummins - **Volkswagen:** Caminhão | Titan

MOTOR

**Prestolite:** 35259460

EQUIVALENTE / Equivalent

**Lucas Indiel:** 35260875**1526****IMPULSOR DE PARTIDA DO MOTOR DE ARRANQUE**

STARTER DRIVE / IMPULSOR DE PARTIDA

FOTO / Photo pg. 289

APLICAÇÃO / Application / Aplicación

**Mazda:** Swaraj Mazda T3500

EQUIVALENTE / Equivalent

**Lucas:** 26253237**1532****IMPULSOR DE PARTIDA DO MOTOR DE ARRANQUE**

STARTER DRIVE / IMPULSOR DE PARTIDA

FOTO / Photo pg. 289

APLICAÇÃO / Application / Aplicación

**Nissan:** Tsuru**1533****IMPULSOR DE PARTIDA DO MOTOR DE ARRANQUE**

STARTER DRIVE / IMPULSOR DE PARTIDA

FOTO / Photo pg. 289

APLICAÇÃO / Application / Aplicación

**Ford:** Courier 1.0L Zetec Rocam jul/99 | Courier 1.6L Zetec Rocam jul/99 | Ecosport 1.0L Supercharger fev/03 | Ecosport 1.0L Zetec Rocam fev/03 | Ecosport 1.6L Zetec Rocam fev/03 | Escort 1.6L Zetec Rocam jul/99 | Fiesta 1.0L Zetec Rocam jul/99 | Fiesta 1.6L Zetec Rocam jul/99 | Focus 1.0L Zetec Rocam | Ka 1.0L Zetec Rocam jul/99 | Ka 1.6L Zetec Rocam jul/99 | Novo Fiesta 1.0L Supercharger jun/02 | Novo Fiesta 1.0L Zetec Rocam jun/02 | Novo Fiesta 1.6L Zetec Rocam jun/02

**1533****IMPULSOR DE PARTIDA DO MOTOR DE ARRANQUE**

STARTER DRIVE / IMPULSOR DE PARTIDA

FOTO / Photo pg. 289

**MOTOR****Ford:** 3S6511000BA | 5S6511000AA | 6S6519000AA - **Valeo:** D7E33 | D7E34 | D7E43 | D7E45**EQUIVALENTE / Equivalent****Valeo:** 110427 | 494833**1534****IMPULSOR DE PARTIDA DO MOTOR DE ARRANQUE**

STARTER DRIVE / IMPULSOR DE PARTIDA

FOTO / Photo pg. 289

**APLICAÇÃO / Application / Aplicación****Volkswagen:** Fox | G4 | G5 | Gol | Golf 1.6 | Lupo | Parati | Polo | Saveiro | Voyage**MOTOR****Valeo:** D7E56 | D7E56 - **Volkswagen:** 02T911023Q**EQUIVALENTE / Equivalent****Valeo:** 161039 | 170539 | 236896 | 494831 | 1201665**1538****IMPULSOR DE PARTIDA DO MOTOR DE ARRANQUE**

STARTER DRIVE / IMPULSOR DE PARTIDA

FOTO / Photo pg. 289

**APLICAÇÃO / Application / Aplicación****Chrysler:** Liberty 2.4L 2001... | Liberty 3.7L 2001... - **Jeep:** Cherokee 2.4 L4 | Cherokee 3.7 V6**MOTOR****Mitsubishi:** M0T21271 | M0T91981 | M0T92081 | M1T86781 | M1T86782 | M1T86882 | M1T86883 | M0T21271ZC | M0T91981ZC | M0T92081ZC | M1T86781ZC | M1T86782ZC | M1T86883ZC | M1T86884ZC**EQUIVALENTE / Equivalent****Mitsubishi:** M191T19071 - **WAI:** 548341**1539****IMPULSOR DE PARTIDA DO MOTOR DE ARRANQUE**

STARTER DRIVE / IMPULSOR DE PARTIDA

FOTO / Photo pg. 289

**APLICAÇÃO / Application / Aplicación****Ford:** Mondeo 2.4 | Transit 2.4**MOTOR****Ford:** YC1U11000AB**EQUIVALENTE / Equivalent****WAI:** 54221**1545****IMPULSOR DE PARTIDA DO MOTOR DE ARRANQUE**

STARTER DRIVE / IMPULSOR DE PARTIDA

FOTO / Photo pg. 289

**APLICAÇÃO / Application / Aplicación****Chrysler:** Dodge Neon | Neon II 1.6 - 2.0 16V - **Citroën:** C1 1.0 - **Peugeot:** 107 1.0 - **Toyota:** Aygo 1.0**MOTOR****Bosch:** 0001107415 | 0001107431 | 0001107432 | 0001107438 | 0001107439 | 6004AA0003 | 6004AA0008 | 6004AA0027**EQUIVALENTE / Equivalent****Bosch:** 1006209794 | 1006209810 | 1006209820 - **Cargo:** 235290 - **Toyota:** 280110Q020 - **WAI:** 5491102**1547****IMPULSOR DE PARTIDA DO MOTOR DE ARRANQUE**

STARTER DRIVE / IMPULSOR DE PARTIDA

FOTO / Photo pg. 289

**APLICAÇÃO / Application / Aplicación****Toyota:** Avensis 1.6 - 1.8 VV T - I | Corolla 1.4 - 1.6 VV T - I | Corolla 1.8i 16v 02/1999... | Fielder 1.8 16V**MOTOR****Bosch:** 0001107088 | F000AL0106 | F000AL0118 | F000AL0144 - **Toyota:** 248100D100 | 281000D030 | 281000D100**EQUIVALENTE / Equivalent****Bosch:** 1006209695 | F000AL1432 | F000AL1690 - **Toyota:** 280110D030**1548****IMPULSOR DE PARTIDA DO MOTOR DE ARRANQUE**

STARTER DRIVE / IMPULSOR DE PARTIDA

FOTO / Photo pg. 290

**APLICAÇÃO / Application / Aplicación****Acura:** EL 1.7L 2001...2005 - **Honda:** Civic 1.7L 2001...2005



**1548****IMPULSOR DE PARTIDA DO MOTOR DE ARRANQUE**

STARTER DRIVE / IMPULSOR DE PARTIDA

FOTO / Photo pg. 290

**MOTOR**

**AES New:** 17847N | 17847NOE - **AIM:** SH0093R - **Amsco:** VS17847 - **Arrowhead:** SMU0404 - **Beck Arnley:** 1870804 - **Bosch Reman:** SR1319X - **Boston Auto:** 3191181 - **Cargo:** 113617 - **Dixie:** S80011 - **Honda:** 31200PLMA51 - **Mitsuba:** SM4423236 - **Nastra:** S17847 - **NSA:** STR3622 - **Romaine:** 4117847 - **WAI:** 22332MT  
**Whatcom:** 22958 - **Worldwide:** 17754

**EQUIVALENTE / Equivalent****Honda:** 31200PLM - **WAI:** 548502**1550****IMPULSOR DE PARTIDA DO MOTOR DE ARRANQUE**

STARTER DRIVE / IMPULSOR DE PARTIDA

FOTO / Photo pg. 290

**APLICAÇÃO / Application / Aplicación****Agrale:** Volare - **Troller:** T4**MOTOR****Bosch:** 0001218821 | 0001218822 | 6033AD0J00 | 6033AD1J00 | 9000331433**EQUIVALENTE / Equivalent****Bosch:** 6033AD0070**1552****IMPULSOR DE PARTIDA DO MOTOR DE ARRANQUE**

STARTER DRIVE / IMPULSOR DE PARTIDA

FOTO / Photo pg. 290

**APLICAÇÃO / Application / Aplicación****Ford:** F150 | F250 | Ranger**1553****IMPULSOR DE PARTIDA DO MOTOR DE ARRANQUE**

STARTER DRIVE / IMPULSOR DE PARTIDA

FOTO / Photo pg. 290

**APLICAÇÃO / Application / Aplicación****Ford:** Ranger V6**1555****IMPULSOR DE PARTIDA DO MOTOR DE ARRANQUE**

STARTER DRIVE / IMPULSOR DE PARTIDA

FOTO / Photo pg. 290

**APLICAÇÃO / Application / Aplicación**

**Lexus:** ES250 6 cil 2.5L 2508cc 1990...1991 - **Toyota:** Camry 4 cil 2.0L 1998cc 1989...1991 | Camry 4 cil 2.0L 1998cc 122cid 1987...1991 | Camry 6 cil 2.5L 2508cc 1988...1991 | Celica 4 cil 2.0L 1998cc 1987...1989 | Celica 4 cil 2.0L 1998cc 122cid 1987...1993 | Celica 4 cil 2.2L 2164cc 1990...1993 | Hilux | Ipsum - **ZEN:** Utiliza Pinhão ZEN 9506

**MOTOR**

**Nippon:** 1280007390 | 1280008400 | 1280009710 | 1280009720 | 2280000820 | 2280000822 | 2280000823 | 2280000830 | 2280000831 | 2280000832 | 2280001910 | 2280002500 | 2280003220 | 2280005490 | 2280005670 | 2280005680 | 2280006170 | 2280006172 | 2280006173 | 2280006270 | 2280006271 | 2280006272 | 2280006273 | 2280006280 | 2280006281 | 2280006283 | 2280009600

**EQUIVALENTE / Equivalent****Nippon:** 0280906580 | 0280996580 - **Toyota:** 2801174070 - **WAI:** 548218**1556****IMPULSOR DE PARTIDA DO MOTOR DE ARRANQUE**

STARTER DRIVE / IMPULSOR DE PARTIDA

FOTO / Photo pg. 290

**APLICAÇÃO / Application / Aplicación**

**Case:** CX27B V8 3TNV82 2005... | CX31B V8 3TNV88 2005... | CX36B V8 3TNV88 2005... - **Opel:** Astra F 1.7 td 01/1995...01/1998 | Corsa | Vectra A 1.7L T DSL 1994...1995 | Vectra B 1.7L T DSL 1995...1997 - **Vauxhall:** Astra F Estate 1.7L T DSL 1996...1998 | Vectra B 1.7L T DSL 1995...1996 - **Yanmar:** 2YM15 2 cil Diesel 2004... | 3JH3 3 cil Diesel 1999...2003 | 3JH3E 3 cil Diesel | 3JH3E-YEU 3 cil Diesel | 3JH4E 3 cil Diesel 2003... | 3TNE88 1997... | 3YM20 3 cil Diesel 2004... | 3YM30 1.1L/68CI 3 cil Diesel 2004... | 4JH3E 4 cil Diesel 1994...2003 | 4TNE88 1997... | Diesel 4JH-3

**MOTOR****Hitachi:** S114808 | S114815 | S114883 | S114884 | S114814A | S114817A - **Lester:** 18219 | 18328**EQUIVALENTE / Equivalent****Hitachi:** 211425554**1557****IMPULSOR DE PARTIDA DO MOTOR DE ARRANQUE**

STARTER DRIVE / IMPULSOR DE PARTIDA

FOTO / Photo pg. 290

**APLICAÇÃO / Application / Aplicación****General Motors/Chevrolet:** Corsa - **Opel:** Astra G 1.7L TD 1988**EQUIVALENTE / Equivalent****Hitachi:** S114829

**1561****IMPULSOR DE PARTIDA DO MOTOR DE ARRANQUE**

STARTER DRIVE / IMPULSOR DE PARTIDA

FOTO / Photo pg. 290

APLICAÇÃO / Application / Aplicación

Fiat: Brava 1.6 16V | Marea | Palio 1.6 16v | Palio Weekend 1.6 16V | Siena 1.6 16V | Strada 1.6 16V

MOTOR

Magnetit Marelli: 63111016

EQUIVALENTE / Equivalent

Lucas Indiel: 220441

**1562****IMPULSOR DE PARTIDA DO MOTOR DE ARRANQUE**

STARTER DRIVE / IMPULSOR DE PARTIDA

FOTO / Photo pg. 290

APLICAÇÃO / Application / Aplicación

Toyota: Hilux 2.5 / 2.8 2006

MOTOR

Bosch: 00010DB98E | F000AL0111 | F000AL0137 | F004A94008

EQUIVALENTE / Equivalent

Bosch: 1006209821 | F000AL1281 | F000AL2281 | F000AL2814

**1563****IMPULSOR DE PARTIDA DO MOTOR DE ARRANQUE**

STARTER DRIVE / IMPULSOR DE PARTIDA

FOTO / Photo pg. 290

APLICAÇÃO / Application / Aplicación

Mercedes Benz: A170 CDI 07/1998...01/2001 - Mitsubishi: L200 | Nativa | Pajero | Pajero 2.8 1997

MOTOR

Mitsubishi: M8T70071 | M8T75073 | M8T78611 | ME202424 | ME202970 | ME204425 | M8T75073A | M008T75073

EQUIVALENTE / Equivalent

Mitsuba: M191X68785 - Mitsubishi: M191T68771 | M191X68171 - WAI: 5483425

**1566****IMPULSOR DE PARTIDA DO MOTOR DE ARRANQUE**

STARTER DRIVE / IMPULSOR DE PARTIDA

FOTO / Photo pg. 290

APLICAÇÃO / Application / Aplicación

Harley Davidson: Moto | MY91 - 06 BT except MY06 Dyna - ZEN: Utiliza Pinhão ZEN 9492

EQUIVALENTE / Equivalent

WAI: 548268

**1567****IMPULSOR DE PARTIDA DO MOTOR DE ARRANQUE**

STARTER DRIVE / IMPULSOR DE PARTIDA

FOTO / Photo pg. 290

APLICAÇÃO / Application / Aplicación

Mitsubishi: L200 2.5 4WD | L300 | Pajero 2.5 td | Space Gear 2.5

MOTOR

Mitsubishi: M2T87371 | M2T87971 | M2T88071 | M2T88271 | M002T87371 | M002T87971 | M002T88071 | M002T88271

EQUIVALENTE / Equivalent

Mitsubishi: MD619204 | M191X68471 - WAI: 548344

**1570****IMPULSOR DE PARTIDA DO MOTOR DE ARRANQUE**

STARTER DRIVE / IMPULSOR DE PARTIDA

FOTO / Photo pg. 290

APLICAÇÃO / Application / Aplicación

Especial/Special: Especial/Special

**1573****IMPULSOR DE PARTIDA DO MOTOR DE ARRANQUE**

STARTER DRIVE / IMPULSOR DE PARTIDA

FOTO / Photo pg. 290

APLICAÇÃO / Application / Aplicación

Remy: 42 MT

MOTOR

Remy: 10479282 | 10479289

EQUIVALENTE / Equivalent

Remy: 10500277

**1574****IMPULSOR DE PARTIDA DO MOTOR DE ARRANQUE**

STARTER DRIVE / IMPULSOR DE PARTIDA

FOTO / Photo pg. 290

APLICAÇÃO / Application / Aplicación

Especial/Special: Especial

**1575****IMPULSOR DE PARTIDA DO MOTOR DE ARRANQUE**

STARTER DRIVE / IMPULSOR DE PARTIDA

FOTO / Photo pg. 290

APLICAÇÃO / Application / Aplicación

ZEN: Especial/Special

**1576****IMPULSOR DE PARTIDA DO MOTOR DE ARRANQUE**

STARTER DRIVE / IMPULSOR DE PARTIDA

FOTO / Photo pg. 291

APLICAÇÃO / Application / Aplicación

Citroën: Berlingo 1.9 D | Berlingo 2.0 HDi | Jumper 1.9 D | Jumper 2.0 HDi - Peugeot: 206 1.9 D | 206 2.0 HDi | 307 2.0 HDi | Partner 1.9 D | Partner 2.0 HDi | Ranch 1.9 D | Ranch 2.0 HDi

MOTOR

Bosch: 0001108400

EQUIVALENTE / Equivalent

Bosch: 1006209812 - Lucas Indiel: 220443 - WAI: 5491147

**1577****IMPULSOR DE PARTIDA DO MOTOR DE ARRANQUE**

STARTER DRIVE / IMPULSOR DE PARTIDA

FOTO / Photo pg. 291

APLICAÇÃO / Application / Aplicación

Hyundai: H 100 | Migthy Truck 2.5 ton. - ZEN: Utiliza o Pinhão ZEN 12656

MOTOR

Ford: E57Z11002A | E5TZ11002A | E57A11000AA - Hyundai: 3610042010 | 3610042011 | 3610047650 - Mitsubishi: MD050205 | M002T56971 | M002T61071 | M002T61171

EQUIVALENTE / Equivalent

Cargo: 231269 - Hyundai: 3613942000

**1585****IMPULSOR DE PARTIDA DO MOTOR DE ARRANQUE**

STARTER DRIVE / IMPULSOR DE PARTIDA

FOTO / Photo pg. 291

APLICAÇÃO / Application / Aplicación

Ford: Ecosport 2.0 2004 | Escape 2.3L (140) L4 2005...2006 | Escape 4 cil 2005...2009 | Focus 2.3L (140) L4 2003...2006 | Ranger 2.3L (140) L4 2001...2006 - Jaguar: S-Type 3.0L 2000...2004 - Lincoln: LS 3.0L (182) V6 2000...2004 - Mazda: B Séries Pick Up 2.3L 2001...2006 | Tribute 2.3L 2005...2006 - Mercury: Mariner 2.3L (140) L4 2005...2006

MOTOR

Ford: 3S4T11000AB | 3S4T11000AC | 3S4Z11002AB - Motorcraft: 6S4Z11002AA

EQUIVALENTE / Equivalent

Ford: 1L5T11000AA - WAI: 54218

**1588****IMPULSOR DE PARTIDA DO MOTOR DE ARRANQUE**

STARTER DRIVE / IMPULSOR DE PARTIDA

FOTO / Photo pg. 291

APLICAÇÃO / Application / Aplicación

Renault: R4 | R5 | R6

MOTOR

Iskra: AZE0303 | AZE3504 | AZE3519 | 11130034 | 11130155 | 11130292

EQUIVALENTE / Equivalent

Iskra: 16900068

**1592****IMPULSOR DE PARTIDA DO MOTOR DE ARRANQUE**

STARTER DRIVE / IMPULSOR DE PARTIDA

FOTO / Photo pg. 291

**APLICAÇÃO / Application / Aplicación**

**Mitsubishi:** Empilhadeira SG 25 - **Nissan:** Lift Trucks H30 Vários Modelos | Lift Trucks AEH Z24 | Lift Trucks AH A15 | Lift Trucks AH H20 | Lift Trucks APH A15 | Lift Trucks ASH A15 | Lift Trucks CEGH Z24 | Lift Trucks CEH Z24 | Lift Trucks CPH A15 | Lift Trucks CPH H20 | Lift Trucks CRGH H20 | Lift Trucks CRGH Z24 | Lift Trucks EGH H20 | Lift Trucks EH A15 | Lift Trucks EH H20 | Lift Trucks H01 A15 Gas. | Lift Trucks H01 H20 Gas. | Lift Trucks H02 H20 Gas. | Lift Trucks H02 Z24 LPG | Lift Trucks KAH A15 | Lift Trucks KAH H20 | Lift Trucks KAP H20 | Lift Trucks KAP H25 | Lift Trucks KCEH H20 | Lift Trucks KCEH H25 | Lift Trucks KCH02 H20 Gas. | Lift Trucks KCH02 H25 Gas. | Lift Trucks KCPH A15 | Lift Trucks KCPH H20 | Lift Trucks KCUGH H20 | Lift Trucks KCUGH H25 | Lift Trucks KEGH H20 | Lift Trucks KEGH H25 | Lift Trucks KEH H20 | Lift Trucks KEH H25 | Lift Trucks KH01 A15 Gas. | Lift Trucks KH01 H20 Gas. | Lift Trucks KH02 H20 Gas. | Lift Trucks KH02 H25 Gas. | Lift Trucks KPH A15 | Lift Trucks KPH H20 | Lift Trucks KUGH H20 | Lift Trucks KUGH H25 | Lift Trucks PH01 A15 | Lift Trucks PH02 A15 | Lift Trucks RGH02 A15 | Lift Trucks UF03 H30 | Lift Trucks UGF03 H30 | Lift Trucks YF03 H30 | Lift Trucks YGF03 H30 | Lift Trucks Z24 Vários Modelos

**TCM Equipment Ag:** Lift Trucks FHG20N H25 | Lift Trucks FHG20N Z24 | Lift Trucks FHG25N H25 | Lift Trucks FHG25N Z24 | Lift Trucks FHG30N H25 | Lift Trucks FHG30N Z24

**MOTOR**

**Mitsubishi:** M0T65381 | M0T65581 | M1T60081 | M1T60181 | M1T60581 | M000T65381 | M000T65581 - **Nissan:** 23300F4U10 | 23300FU410 | 23300GS20A

**EQUIVALENTE / Equivalent**

**Mitsubishi:** M191T12971 - **WAI:** 548342

**1594****IMPULSOR DE PARTIDA DO MOTOR DE ARRANQUE**

STARTER DRIVE / IMPULSOR DE PARTIDA

FOTO / Photo pg. 291

**APLICAÇÃO / Application / Aplicación**

**Yanmar Engine Marine:** 2005 | 2100 | 2103 | 2105 | 2200 | 2205 | 2300 | 2305 | 2500 | 2505 | 2525 | 2535 | 270 AT | 300 AT | 75 240 AT | F 2000 | FSB 2005 DH

**MOTOR**

**Bosch:** 0001364400 | 0001364402 | 0001368313 | 0001368318

**EQUIVALENTE / Equivalent**

**André Niermann:** 01364402 - **Bosch:** 2006209540 | 2006209542 - **Boston Auto:** 31206194 | 31206059D | 31206194A - **Cargo:** 111636 | 137231 | 139506 - **Case:** 112055 - **Daf:** 126246 | 289183 | 1276165 | 1287890 - **Delco Reman:** DRS1170 | DRS3293 | DRS7090 - **HC Parts:** CS387 | CS1129

**1595****IMPULSOR DE PARTIDA DO MOTOR DE ARRANQUE**

STARTER DRIVE / IMPULSOR DE PARTIDA

FOTO / Photo pg. 291

**APLICAÇÃO / Application / Aplicación**

**Caterpillar:** Blue Bird USA Cat 3126 7.2 - **International:** Navistar DT 444E V8 7.3 - **John Deere:** 1550/608 1H 6 Cil | 7820/608 1H 6 Cil | Trator 4045 4 cil 4.5 Gradall

**MOTOR**

**Lucas Indiel:** 35259260 | 35259520 | 35259830 | 35259840 | 35260830 | 35260840

**EQUIVALENTE / Equivalent**

**Lucas Indiel:** 35260832

**1596****IMPULSOR DE PARTIDA DO MOTOR DE ARRANQUE**

STARTER DRIVE / IMPULSOR DE PARTIDA

FOTO / Photo pg. 291

**APLICAÇÃO / Application / Aplicación**

**Agrale:** 5075 BX 150 | 5085.4 BX 150 - **Ford:** F100 MWM SÉRIE X - 10 E 229 | F1000 MWM SÉRIE X - 10 E 229 | F14000 MWM SÉRIE X - 10 E 229 | F150 MWM SÉRIE X - 10 E 229 | F250 MWM SÉRIE X - 10 E 229 | F3500 MWM SÉRIE X - 10 E 229 | F4000 MWM Série X - 10 E 229 | F7000 MWM SÉRIE X - 10 E 229 - **New Holland:** Línea TL Exitus: TL65 / 75 / 85 / 95E MWM

**MOTOR**

**Lucas Indiel:** 35259680 | 35259750 | 35261355 | 35261425

**EQUIVALENTE / Equivalent**

**Lucas Indiel:** 229938 | 35259938 | 35261299

**1597****IMPULSOR DE PARTIDA DO MOTOR DE ARRANQUE**

STARTER DRIVE / IMPULSOR DE PARTIDA

FOTO / Photo pg. 291

**APLICAÇÃO / Application / Aplicación**

**Ford:** Fiesta 1.2, 1.4, 1.6 16V | Focus 1.4, 1.6 16V

**MOTOR**

**Bosch:** 0001107407 | 0001107410 | 0001107417 | 0001107418

**EQUIVALENTE / Equivalent**

**Bosch:** 1006209804 - **Ford:** 256U11000CA - **Lucas Indiel:** 220445 - **WAI:** 5491148

**1600****IMPULSOR DE PARTIDA DO MOTOR DE ARRANQUE**

STARTER DRIVE / IMPULSOR DE PARTIDA

FOTO / Photo pg. 291

**APLICAÇÃO / Application / Aplicación**

**Case:** CS 110 Sisu 4 cil Turbo 4.4 | CS 130 Sisu 6 cil Turbo 6.6 | CS 68 Sisu 3 cil Turbo 3.3 | CS 75 Sisu 3 cil Turbo 3.3 | CS 78 Sisu 4 cil Turbo 4.4 - **Landini:** Atlas 75 Perkins 1004 4 - **Massey Ferguson:** AA 550 Perkins / MWM 6 cil | AA 660 Perkins / MWM 6 cil | MF 200 Perkins / MWM 4, 6 cil | MF 2600 Perkins / MWM 4, 6 cil | MF 3060 Perkins A4.248 | MF 3065 Perkins AT4.236 | MF 34 yl Perkins / MWM 6c | MF 38 Perkins/MWM 6 cil | MF 383 Perkins - A4.236 | MF 400 Perkins / MWM 4, 6 cil | MF 400X Perkins / MWM 4, 6 cil | MF 4200 Perkins / MWM 4, 6 cil | MF 500 Perkins / MWM 4, 6 cil | MF 5200 Perkins / MWM 4, 6 cil | MF 5300 Perkins / MWM 4, 6 cil | MF 8140 620DE | MF 8150 620DS | MF 8160 634DS | MF 8250 634DWE 7.4 | MF 8280 645.142DSBIE 8.4 - **Sampo Rosenlew:** SR 2035 4 cil | SR 2045 4 cil Turbo | SR 2055 6 cil | SR 2065 6 cil Turbo | SR 2075 TS 6 cil Turbo | SR 2085 TS 6 cil Turbo | SR 3045 620DSEL 6.6 | SR 3065 620DSBAEL 6.6 - **Ursus:** C-330M/335 S312C | C-360 S4003 - **Valtra:** 255 320D | 355 320D | 365S 320DS Turbo | 455 320DS Turbo | 465 320DS Turbo | 504 310B 2.7 | 565 320DS Turbo | 604 311C/CS 3.3 | 6100 320DS Turbo | 620DSBIE 7.4 | 6300 420 4.4 | 6400 420DS/DW | 6600 320DS Turbo/420DS | 665S 420D | 6750 420DWRIE 4.4 | 6800 420DWI | 6850 420DWRIE 4.4 | 800 | 8000 620D | 805 | 805-4 TD44DS8(411DS8) 4.4 | 8050 | 8050 620 DS 6.6 | 8100 | 8150 | 8200 | 8350 620DSI | 8400 | 8400 620DS Turbo | 8450 620 DWRE 6.6 | 8450 620DS Turbo | 8550 634DSRE 7.4 | 8550,875 634DS Turbo | 865 420DS Turbo | 8950 634DSBIE | 900 420DSRE 4.4 | All Models | C100 420DS Turbo | C15,C20 420DS | C200 420DS | Mega 8050 620D | Mega 8150 620D | Mega 8550 620DS | Mega 8750 634 DA, DS | S260 645DSBAE 8.4 | X120 420DWRIE 4.4

**MOTOR****Iskra:** AZJ320 | AZJ3234 | AZJ3319 | AZJ3405 | 11130692 | 11130897 | 11131249**EQUIVALENTE / Equivalent****Iskra:** 16902733 | 16904847**1601****IMPULSOR DE PARTIDA DO MOTOR DE ARRANQUE**

STARTER DRIVE / IMPULSOR DE PARTIDA

FOTO / Photo pg. 291

**APLICAÇÃO / Application / Aplicación****Kia:** Besta 2.5 - 2.7**MOTOR****Mando:** K71F18400**1602****IMPULSOR DE PARTIDA DO MOTOR DE ARRANQUE**

STARTER DRIVE / IMPULSOR DE PARTIDA

FOTO / Photo pg. 291

**APLICAÇÃO / Application / Aplicación**

**Agco:** Agco/M.F./Perkins M93R12V - **Massey Ferguson:** Colheiteadeira 3640 | Colheiteadeira 5650 - **Perkins:** 3152 | 4203 | 4236 | 6305 | 6354 - **ZEN:** Utiliza Planetária 12675

**MOTOR****Lucas Indiel:** 35259310 | 35261175**EQUIVALENTE / Equivalent****Lucas Indiel:** 229916 | 35259916**1603****IMPULSOR DE PARTIDA DO MOTOR DE ARRANQUE**

STARTER DRIVE / IMPULSOR DE PARTIDA

FOTO / Photo pg. 291

**APLICAÇÃO / Application / Aplicación****Cummins:** C 6ct 83 | C 6cta 83 - **Volkswagen:** Titan Cummins C | Worker Cummins - **Zanella:** 500 | 540 | 580 | 690**MOTOR****Lucas Indiel:** 35261135 | 35261395 | 35261740 | 35261780 | 35262190**EQUIVALENTE / Equivalent****Lucas Indiel:** 35261134 | 35261527**1604****IMPULSOR DE PARTIDA DO MOTOR DE ARRANQUE**

STARTER DRIVE / IMPULSOR DE PARTIDA

FOTO / Photo pg. 291

**APLICAÇÃO / Application / Aplicación**

**Mercedes Benz:** Motor Cummins 6B Eletrônico 5.9 - **Volkswagen:** Caminhão Constellation 24.250 | Ônibus Cummins 6B Eletrônico 5.9 - **Zanella:** 160 - PTRAC | 180 - PTRAC

**MOTOR****Lucas Indiel:** 35259240 | 35261770 | 35262020 | 35262460 - **Volkswagen:** 2W0911023C**EQUIVALENTE / Equivalent****Lucas Indiel:** 35260958

**1605****IMPULSOR DE PARTIDA DO MOTOR DE ARRANQUE**

STARTER DRIVE / IMPULSOR DE PARTIDA

FOTO / Photo pg. 291

APLICAÇÃO / Application / Aplicación

Kia: Pop Pride

EQUIVALENTE / Equivalent

Remy: ESP281

**1607****IMPULSOR DE PARTIDA DO MOTOR DE ARRANQUE**

STARTER DRIVE / IMPULSOR DE PARTIDA

FOTO / Photo pg. 291

APLICAÇÃO / Application / Aplicación

**Hyundai:** H-1 2.5 TD - 2.5 TD 4WD | H100 | HR | Porter 2.5 TD - **Kia:** Bongo 2008 | K2500 2.5D | Pregio 2.5 TCID - **Mitsubishi:** Katana | L200 Diesel | Pajero Classic 2.5 TD | Pajero II 2.5 TD - 2.5 TDI | Pajero III 2.5 TDI | Pajero Pinin 2.0 GDI | Pajero Sport 2.5 TD - **Nissan:** Interstar 90 DCI - 100 DCI - 120 DCI | Primastar 150 DCI  
**Opel:** Movano 2.2 DTI - 2.5 DTI | Vivaro 2.5 DTI - **Renault:** Avantime 2.2 DCI | Espace IV 2.2 DCI | Laguna II 2.2 DCI | Laguna II Grandtour 2.2 DCI | Master 2010... | Master II 2.2 DCI 90 - 2.5 DCI 120 | Master III 2.5 DCI - 2.5 DCI 100 | Trafic II 2.5 DCI 135 | Velsatis 2.2 DCI

MOTOR

**Valeo:** D8R1 | D7R34 | D7R53 | D7R56 | D7R57 | 438158 | 438162 | 438186 | 455899 | 455954 | 458172 | 458178 | DSL42350 | 3610042350 | TM000A36101 | 36100DSL42350

EQUIVALENTE / Equivalent

Cargos: 231932 - **Hyundai:** 3616042300 - **Valeo:** 188993 | 594410 | 0809042 - **WAI:** 549456**1608****IMPULSOR DE PARTIDA DO MOTOR DE ARRANQUE**

STARTER DRIVE / IMPULSOR DE PARTIDA

FOTO / Photo pg. 292

APLICAÇÃO / Application / Aplicación

**General Motors/Chevrolet:** Kodiak | Sierra 6.6L Diesel | Silverado 2001...2006 | Topkick Trucks 6.6L Diesel - **Hitachi:** Osgr 2.2KW 12v | OSGR 2.2KW 12v - **ZEN:** Utiliza Pinhão ZEN 13224

EQUIVALENTE / Equivalent

Cargos: 235510 - **General Motors/Chevrolet:** 97209548 | 97720446 | 97729079 - **Hitachi:** S14100D | S14100E | S14101A | S14101B - **Isuzu:** 2902769300 | 8972095483 | 8973291631 | 8973828350 - **Lester:** 17801 - **WAI:** 548157

**1612****IMPULSOR DE PARTIDA DO MOTOR DE ARRANQUE**

STARTER DRIVE / IMPULSOR DE PARTIDA

FOTO / Photo pg. 292

APLICAÇÃO / Application / Aplicación

Ford: Ranger 1.8

EQUIVALENTE / Equivalent

Ford: 32051112

**1613****IMPULSOR DE PARTIDA DO MOTOR DE ARRANQUE**

STARTER DRIVE / IMPULSOR DE PARTIDA

FOTO / Photo pg. 292

APLICAÇÃO / Application / Aplicación

Ford: Ranger 1.6

EQUIVALENTE / Equivalent

Lucas: 11123205

**1614****IMPULSOR DE PARTIDA DO MOTOR DE ARRANQUE**

STARTER DRIVE / IMPULSOR DE PARTIDA

FOTO / Photo pg. 292

APLICAÇÃO / Application / Aplicación

**Ford:** Pick Up Lobo V6 - **Ssangyong:** Actyon 2.0 16V 2008...2012 | Kyron 2.0 16V TDI 2009...2015 | New Actyon Sport 2.0 16V 2007...2015 | Rexton II 2.7 16V TDI 2006...2012 | Rexton RX 270 2.7 16V XDI 2005 | Rexton W 2.7 16V XDI 2015

MOTOR

Remy: 8000203 | 8000959 | 9000869 - **Ssangyong:** 66115141101

EQUIVALENTE / Equivalent

Remy: 10452918

**1615****IMPULSOR DE PARTIDA DO MOTOR DE ARRANQUE**

STARTER DRIVE / IMPULSOR DE PARTIDA

FOTO / Photo pg. 292

APLICAÇÃO / Application / Aplicación

Especial/Special: Jeep (Company MM) MDI 3000

EQUIVALENTE / Equivalent

Lucas: 26257341 - **Mahindra:** 4001115632A

**1616****IMPULSOR DE PARTIDA DO MOTOR DE ARRANQUE**

STARTER DRIVE / IMPULSOR DE PARTIDA

FOTO / Photo pg. 292

## APLICAÇÃO / Application / Aplicación

**Bedford:** TL 1000 330 | TL 1260 330 | TL 1630 330 Turbo (107 bhp) | TL 860 330 - **Case:** 1820 | ACCO1820 | TX36 - **JCB:** 420 / 430 | 4CX Turbocharged/Intercooled | 807C | 811 | 812 | 814 | 817 | 818 | 820 | Fastrac (635) 125 | Fastrac (635) 145 | JCB Fastrac (636) 135 | JCB Fastrac (636) 155 | JCB Fastrac (636) 187 - **Landini:** 10000S A6.354.4 | 12500 A6.354.4 | 13000 A6.354.4 | 14500 AT6.354.4 | 65 A4.236 | 6560 F/L/V A4.236 | 6860 A4.236 | 6880 A4.236 | 75 A4.236 | 7560 F/L A4.236 | 7860 A4.236 | 7880 A4.236 | 85 A4.248 | 8560 F/L A4.248 | 8860 A4.248 | 8880 A4.248 | 9080 T4.236 | 95 T4.236 | 9880 T4.236 | C 75 A4.236 | C 85 A4.248 | C 95 T4.236 | CF 6830 A4.236 | CF 75 A4.236 | CF 85 A4.248 - **Mahindra:** Especial/Special - **Massey Ferguson:** MF 102 Perkins-A6.372 | MF 102 Perkins-AT6.354 | MF 105 | MF 1080 Perkins A4.318 | MF 1080 S-4RM Perkins A4.318 | MF 1085 A4.318 | MF 11 | MF 1100 Perkins A6.354 | MF 1104 | MF 1114 Perkins A6.354 | MF 1250 Séries Perkins A6.354.4 | MF 178 Perkins A4.248 | MF 186 | MF 201 | MF 205 | MF 206 | MF 207 | MF 30 D | MF 3060 / 3065 | MF 307 | MF 3070 Perkins AT4.236 | MF 374 S,V,F Perkins A4.236 | MF 394 S,F Perkins A4.248 | MF 487 | MF 50 10TD Perkins A4.236/A4.318 | MF 50 10TD/9TD Perkins A4.236/A4.212 | MF 50 9TD / EX Perkins A4.236 | MF 506 | MF 510 | MF 520 / 525 Perkins A6.354 | MF 592 / 595 Perkins A4.318 | MF 6150 1004-4THR | MF 6160 1006-6 | MF 620 / 625 Perkins A6.372 | MF 675 9TD/10TD Perkins A4.236 | MF 685 | MF 690 9TD/10TD Perkins A4.248 | MF 9500 Séries Perkins A6.354 | TX 45

**New Holland:** 158 | 175 | 2000 | 201 | 2514 E 256 C.I | 256 | 2600 | 2610 | 2810 | 2910 | 3000 | 3230 BSD332 | 3310 01.91 ...01/1991 | 3310X4 01.91 ...01/1991 | 3430 | 3600 | 3610 | 3900 | 3910 ...01/1991 | 3910 H | 3930 H | 4000 | 401C.I | 401C.I ...01/1991 | 4100 | 4130 H 4.4 | 444 01.91 ...01/1991 | 4600 | 4610 ...01/1991 | 4630 | 5000 | 550 | 555 | 5600 | 5610 ...01/1991 | 5640 Powerstar | 5700 | 5900 | 620 Combine ...01/1991 | 622 Combine ...01/1991 | 654 County | 655 A | 6600 | 6610 ...01/1991 | 6700 | 6710 ...01/1991 | 6810 | 7000 | 7410 | 754 County | 7600 | 7610 | 764 County | 7700 | 7710 ...01/1991 | 774 County | 7810 | 7910 | 8000 | 8200 ...01/1991 | 8260 Powerstar 7.5 | 8530 | 8600 | 8630 | 8700 | 8830 | 9000 | 910 Speed Power ...01/1991 | 912 Speed Power ...01/1991 | 944 County | 9600 | 964 County | 9700 | 974 County | BSD442 | M Série 7.5 ...09/1995 | NH 95 M8Y ...01/1996 | P357 e 358 ...01/1991 | Séries 10,L/Cab - **Renault Agri:** 70-12 SP Perkins 4.236 | 70-14 SP Perkins 4.236 | 70-32 PA/PE/PS/PX Perkins 4.236 | 70-34 PA/PE/PS/PX Perkins 4.236 | 701-4F Perkins 4.236 | 80-12 SP Perkins 4.248 | 80-14 SP Perkins 4.248 | 80-32 PA/PE/PS/PX Perkins 4.248 | 80-34 PA/PE/PS/PX Perkins 4.248 | Ceres 75 2X4/4X4 Perkins 4.236 | Ceres 75X 2X4/4X4 Perkins 4.236

## MOTOR

**Iskra:** AZJ3144 | AZJ3148 | AZJ3151 | AZJ3182 | AZJ3198 | AZJ3201 | AZJ3203 | AZJ3205 | AZJ3206 | AZJ3212 | AZJ3248 | AZJ3306 | AZJ3315 | AZJ3352 | AZJ3357 | AZJ3445 | AZJ3447 | 11130509 | 11130520 | 11130526 | 11130579 | 11130624 | 11130627 | 11130629 | 11130631 | 11130632 | 11130659 | 11130711 | 11130875 | 11130890 | 11130998 | 11131018 | 11131626 | 11131635 - **Mahle:** MS49 | MS95 | MS149 | MS228 | MS267 | MS268 | MS273 | MS307 | MS343 | MS345 | MS346 | MS347 | MS357 | MS368 | MS374 | MS385

## EQUIVALENTE / Equivalent

**Iskra:** 16901694 - **Mahle:** MSX734

**1617****IMPULSOR DE PARTIDA DO MOTOR DE ARRANQUE**

STARTER DRIVE / IMPULSOR DE PARTIDA

FOTO / Photo pg. 292

## APLICAÇÃO / Application / Aplicación

**Ford:** Focus I4 Automático/Manual | Ranger Duratec HE 2.3

## MOTOR

**Lucas Indiel:** 35261260 | 35261295 | 35261640

## EQUIVALENTE / Equivalent

**Lucas Indiel:** 35261112 | 35262929

**1618****IMPULSOR DE PARTIDA DO MOTOR DE ARRANQUE**

STARTER DRIVE / IMPULSOR DE PARTIDA

FOTO / Photo pg. 292

## APLICAÇÃO / Application / Aplicación

**Renault:** Master Eletrônico DCi120 2005

## MOTOR

**Valeo:** D7G11 | 8200225336

## EQUIVALENTE / Equivalent

**Valeo:** 191363

**1619****IMPULSOR DE PARTIDA DO MOTOR DE ARRANQUE**

STARTER DRIVE / IMPULSOR DE PARTIDA

FOTO / Photo pg. 292

## APLICAÇÃO / Application / Aplicación

**Daewoo:** Musso 2.3 - **Mercedes Benz:** 190 1.8 | 190 2.0 | 190 2.0 E | 190 2.3 E | 190 2.5 16V | C 180 - 200 - Kompressor - 220 - 230 | C 230 Kompressor | CLK 200 - Kompressor | CLK 230 - Kompressor | E200 Kompressor - V200 - V230 | Sprinter 214 | Sprinter 314 | Sprinter 414 2.3 | Vito 2.0 113 - 114 - **Opel:** Astra 1.2 16V | Astra 1.4 16V | Astra 1.6 16V | Astra 1.6i | Corsa 1.0 12V | Corsa 1.2 16V | Corsa 1.4 16V | Corsa 1.6i | Corsa 1.8 16V | Meriva | Tigra | Vectra 1.4 16V | Vectra 1.6 16V

**Vauxhall:** Corsa 1.0 12V | Corsa 1.2 16V | Corsa 1.4 16V | Corsa 1.6i | Corsa 1.8 16V - **Volkswagen:** Passat Alemão

## MOTOR

**Bosch:** 0001107401 | 0001107402 | 0001107403 | 0001107404 | 0001107405 | 0001107406 | 0001107408 | 0001107409 | 0001107421 | 0001107427 | 0001107428 | 0001107435 | 0001107436 | 0001107446 | 0001107447

## EQUIVALENTE / Equivalent

**Bosch:** 1006209793 | 1006209801 | 1006209807 - **Cargo:** 234247 - **WAI:** 5491176

**1620****IMPULSOR DE PARTIDA DO MOTOR DE ARRANQUE**

STARTER DRIVE / IMPULSOR DE PARTIDA

FOTO / Photo pg. 292

APLICAÇÃO / Application / Aplicación

Daewoo: Damas

EQUIVALENTE / Equivalent

Remy: 10475540

**1621****IMPULSOR DE PARTIDA DO MOTOR DE ARRANQUE**

STARTER DRIVE / IMPULSOR DE PARTIDA

FOTO / Photo pg. 292

APLICAÇÃO / Application / Aplicación

Agrale: Trator 4230 CAT 3126 M790 | Trator 4230.4 CAT 3126 M790

MOTOR

Lucas Indiel: 35260890 - Prestolite: 35260890

EQUIVALENTE / Equivalent

Lucas Indiel: 35260975 - Prestolite: 35260975

**1622****IMPULSOR DE PARTIDA DO MOTOR DE ARRANQUE**

STARTER DRIVE / IMPULSOR DE PARTIDA

FOTO / Photo pg. 292

APLICAÇÃO / Application / Aplicación

Agco: Agco/M.F. M93R12V - **International:** Jacto Perkins 1006/ T | Maxion S4 | Perkins 1006/ T | Retroescavadeira Maxion S 4 - **Massey Ferguson:** Maxion 3000 Perkins 4000 4.1 | MF 265 Perkins A4.236 3.9 | MF 275 Perkins P4000 4.1 | MF 283 Perkins P4000 4.1 | MF 290 Perkins P4000 4.1 | MF 292 Perkins P4000 4.1 | MF 5275 Perkins Série 4.41 4.1 | MF 5285 Perkins Série 4.41 4.1 | MF 52902 Perkins Série 4.41 4.1 | MF 5300 Perkins 1004 4T 4.0 | MF 5310 Perkins 1004 4T 4.0 | MF 86HS Perkins 4.236 4.0 | MF 96 Perkins 4000 4.1

MOTOR

Lucas Indiel: 35259300 | 35260940 | 35260950 | 35261070 - Prestolite: 35260940 | 35260950 | 35261070

EQUIVALENTE / Equivalent

Lucas: 229278 | 35259278 - Lucas Indiel: 229278 | 35259278 - Prestolite: 229278 | 35259278

**1623****IMPULSOR DE PARTIDA DO MOTOR DE ARRANQUE**

STARTER DRIVE / IMPULSOR DE PARTIDA

FOTO / Photo pg. 292

APLICAÇÃO / Application / Aplicación

Ford: Cargo Cummins ISBe 6 cil | F12000 Cummins B Aftercooler 5.9 | F14000 Cummins B Aftercooler 5.9 | F16000 Cummins B Aftercooler 5.9 - **Volkswagen:** Caminhão Cummins B Eletrônico

MOTOR

Lucas Indiel: 35259880 | 35261120 | 35261155 | 35262580 - Prestolite: 35259880 | 35261120 | 35261155

EQUIVALENTE / Equivalent

Lucas Indiel: 226660 | 35260999 - Prestolite: 226660 | 35260999

**1624****IMPULSOR DE PARTIDA DO MOTOR DE ARRANQUE**

STARTER DRIVE / IMPULSOR DE PARTIDA

FOTO / Photo pg. 292

APLICAÇÃO / Application / Aplicación

Fiat: 440 | 450 | 455 | 50 | 60 | 65 | 70 | 80 | 85 - **Ford:** 3010S 1992...1996 | 3830 1992...1996 | 4010S 1992...1996 | 4030 1992...1996 | 5010S 1996... | TN55 | TN55D | TN55S | TN65 | TN65 Turf | TN65D | TN65S | TN65V | TN70 | TN70D | TN70S | TN75 | TN75D | TN75S | TN75V - **New Holland:** Especial/Special | Trator

MOTOR

Bosch: 0001223503 | 0001223504 | 0001362105 - Iveco: 500338953 - Lucas Indiel: LRS1976 | LRS01976 - Magneti Marelli: MSN2036

EQUIVALENTE / Equivalent

Bosch: 6033AD0331

**1629****IMPULSOR DE PARTIDA DO MOTOR DE ARRANQUE**

STARTER DRIVE / IMPULSOR DE PARTIDA

FOTO / Photo pg. 292

APLICAÇÃO / Application / Aplicación

Mercedes Benz: E 270 CDI | E 320 CDI | ML 270 CDI | S 320 CDI | Sprinter 2.3 2000...2003 | Sprinter 216 | Sprinter 316 | Sprinter 416 CDI

MOTOR

Bosch: 0001223005 | 0001223006 - Mercedes Benz: 51512501

EQUIVALENTE / Equivalent

Bosch: 6033AD0218



**1630****IMPULSOR DE PARTIDA DO MOTOR DE ARRANQUE**

STARTER DRIVE / IMPULSOR DE PARTIDA

FOTO / Photo pg. 292

**APLICAÇÃO / Application / Aplicación**

**Alfa Romeo:** Alfa Romeo 156 | Alfa Romeo 166 2.4 TD - **BMW:** BMW 325 | BMW 525 | BMW 725 - **Fiat:** Brava 1.9 TD | Bravo 1.9 TD | Marea 1.9 | Marea 2.4 TD  
**Lancia:** K 2.4 TD - **Opel:** Omega 2.5 TD

**MOTOR****Fiat:** 46454895 | 46463250 - **Magneti Marelli:** 63114008 | 63114010 | 63222005**EQUIVALENTE / Equivalent****Fiat:** 9947748**1631****IMPULSOR DE PARTIDA DO MOTOR DE ARRANQUE**

STARTER DRIVE / IMPULSOR DE PARTIDA

FOTO / Photo pg. 293

**APLICAÇÃO / Application / Aplicación****Audi:** A4 2.5 TDI | A6 2.5 TDI | A8 2.5 TDI | Quattro - **Skoda:** Super B 2.5 TDI - **Volkswagen:** Passat 2.5 TDI | Syncro 4 Motion**MOTOR****Bosch:** 0001109021 | 0001109022 | 0001109066 | 0001109067**EQUIVALENTE / Equivalent****Bosch:** 1006209666 | 1006209936**1632****IMPULSOR DE PARTIDA DO MOTOR DE ARRANQUE**

STARTER DRIVE / IMPULSOR DE PARTIDA

FOTO / Photo pg. 293

**APLICAÇÃO / Application / Aplicación**

**Audi:** A3 1.6 - 1.6 FSI | A3 2.0 FSI - **Seat:** Altea 1.6 | Altea 2.0 FSI | Cordoba 1.2 | Cordoba 1.4 16V | Cordoba 1.6 | Ibiza 1.2 | Ibiza 1.4 16V | Ibiza 1.6 | Stella - **Skoda:** Fabia 1.2 | Fabia 1.4 16V - **Volkswagen:** Beetle 2005... 2009 | Bora 1.6 FSI | Bora 2.0 FSI | Caddy 1.4 | Golf 2005... 2009 | Golf 1.4 16V - 1.4 FSI - 1.6 FSI - 2.0 FSI | Jetta 2005... 2009 | Multivan 2.0 | Polo 1.4 16V - 1.4 FSI | Touran 1.6 - 1.6 FSI - 2.0 FSI | Transporter 2.0

**MOTOR****Bosch:** 0001120400 | 0001120401 | 0001120404 | 0001120405 | 0001120406 | 0001120407 | 0001120408 | 0001120409 | 0001120410 | 0001120411 | 0001121408 | 0001121409 | 0001121410 | 0001121411 | 0001122400 | 0001122401**EQUIVALENTE / Equivalent****Bosch:** 1006209806**1633****IMPULSOR DE PARTIDA DO MOTOR DE ARRANQUE**

STARTER DRIVE / IMPULSOR DE PARTIDA

FOTO / Photo pg. 293

**APLICAÇÃO / Application / Aplicación****Tramontini:** Trator T3230 4 Série Brasil | Trator T5045 4 Série Brasil**1635****IMPULSOR DE PARTIDA DO MOTOR DE ARRANQUE**

STARTER DRIVE / IMPULSOR DE PARTIDA

FOTO / Photo pg. 293

**APLICAÇÃO / Application / Aplicación**

**Ford:** F1000 Maxion HS 4 cil 2.5 | Ranger Maxion HS 4 cil 2.5 - **General Motors/Chevrolet:** Blazer Maxion HS 4 cil 2.5 | S10 Maxion HS 4 cil 2.5 - **International:** Matra Maxion HS 4 cil 2.5 | Retroescavadeira Maxion HS 4 cil 2.5 - **Land Rover:** Defender Gemini III 4 cil 2.5 | Discovery Gemini III 4 cil 2.5 - **Mercedes Benz:** Sprinter Maxion HS 4 cil 2.5 - **Troller:** T4

**MOTOR****Lucas Indiel:** 35258490 | 35258660 | 35259040 | 35259400 | 35260828**EQUIVALENTE / Equivalent****Lucas Indiel:** 229023**1636****IMPULSOR DE PARTIDA DO MOTOR DE ARRANQUE**

STARTER DRIVE / IMPULSOR DE PARTIDA

FOTO / Photo pg. 293

**APLICAÇÃO / Application / Aplicación****Agrale:** Trator 4100 | Trator 4100.4**MOTOR****Lucas Indiel:** 35259570**EQUIVALENTE / Equivalent****Lucas Indiel:** 229902 | 35259902

**1637****IMPULSOR DE PARTIDA DO MOTOR DE ARRANQUE**

STARTER DRIVE / IMPULSOR DE PARTIDA

FOTO / Photo pg. 293

## APLICAÇÃO / Application / Aplicación

**John Deere:** Colheitadeira 1165 | Colheitadeira 1175 | Colheitadeira 1450 | Trator 6605 6 cil | Trator 7500 | Trator 7505 6 cil

## MOTOR

**John Deere:** AJ59342 | AJ60123 | RE509856 | RE509857 - **Lucas Indiel:** 35259390 | 35259590 | 35259600 | 35259690

## EQUIVALENTE / Equivalent

**Lucas Indiel:** 229912 - **Prestolite:** 229912**1638****IMPULSOR DE PARTIDA DO MOTOR DE ARRANQUE**

STARTER DRIVE / IMPULSOR DE PARTIDA

FOTO / Photo pg. 293

## APLICAÇÃO / Application / Aplicación

**Mercedes Benz:** Caminhão 1316 OM352/352A | Caminhão 1513 OM352/352A | Ônibus O364 OM352/352A - **New Holland:** Colheitadeira FNH 8040 | Colheitadeira FNH 8255 - **Toyota:** Bandeirantes OM 364

## MOTOR

**Bosch:** F000AL0128

## EQUIVALENTE / Equivalent

**Bosch:** F000AL2617**1641****IMPULSOR DE PARTIDA DO MOTOR DE ARRANQUE**

STARTER DRIVE / IMPULSOR DE PARTIDA

FOTO / Photo pg. 293

## APLICAÇÃO / Application / Aplicación

**Fiat:** Motor 1.3 JTD 16V - **Lancia:** Motor 1.3 JTD 16V - **Opel:** Motor 1.3 JTD 16V

## MOTOR

**Bosch:** 0001107429 | 0001107437 | 0986021240

## EQUIVALENTE / Equivalent

**Bosch:** 1006209796**1642****IMPULSOR DE PARTIDA DO MOTOR DE ARRANQUE**

STARTER DRIVE / IMPULSOR DE PARTIDA

FOTO / Photo pg. 293

## APLICAÇÃO / Application / Aplicación

**Citroën:** Jumper - **Fiat:** Ducato - **Ford:** Transit - **Land Rover:** Defender 2.4 TD4 2007... - **Peugeot:** Boxer | Boxer 2.2 HDI 2006...2011

## MOTOR

**Bosch:** 0001109205 | 0001109304 | 0001109305 | 0001109324 | 0001109325 | 0001109387 | 0001109388 | 0001109391 | 0001109392 | 0986021810 - **Cargo:** 330265

## EQUIVALENTE / Equivalent

**Bosch:** 1006209824 | 1006210128 | 1006210146**1643****IMPULSOR DE PARTIDA DO MOTOR DE ARRANQUE**

STARTER DRIVE / IMPULSOR DE PARTIDA

FOTO / Photo pg. 293

## APLICAÇÃO / Application / Aplicación

**Citroën:** Jumper - **Peugeot:** 406 | 605 | 607 | 807 | Boxer 2.5 TDi 1994...2002

## MOTOR

**Bosch:** 0001223001 | 0986016950

## EQUIVALENTE / Equivalent

**Bosch:** 6033AD0004**1646****IMPULSOR DE PARTIDA DO MOTOR DE ARRANQUE**

STARTER DRIVE / IMPULSOR DE PARTIDA

FOTO / Photo pg. 293

## APLICAÇÃO / Application / Aplicación

**Mazda:** Mazda B-2000

## EQUIVALENTE / Equivalent

**Mazda:** F8RU88D004

**1647****IMPULSOR DE PARTIDA DO MOTOR DE ARRANQUE**

STARTER DRIVE / IMPULSOR DE PARTIDA

FOTO / Photo pg. 293

**APLICAÇÃO / Application / Aplicación**

**John Deere:** 1420 3 e 4 cil | 2140 6359 / 4239D | 2330 3 e 4 cil | 2420 3 e 4 cil | 2530 3 e 4 cil | 2730 3 e 4 cil | 2850 6359 / 4239D | 3140 6359 / 4239D | 3350 6359 / 4239D | 3420 | 3530 | 3540 6359 / 4239D | 3550 6359 / 4239D | 4420 | 4530 6 cil | 5320N 3029T 3 cil 2.9 | 5410 4.5 4 CIL | 5520N 4045T 4 cil 4.5 | 5600 4039 D 3.9 | 5649 | 5700 4039T 4 cil 3.9 | 627 | 6300 4039T 4 cil 3.9 | 6600 6059T 6 cil 5.9 | 727 6 cil | Bulldozer 570 | Bulldozer 570A

**MOTOR****Lucas Indiel:** 35261385**EQUIVALENTE / Equivalent****Lucas Indiel:** K01554 - **Prestolite:** 35261543**1648****IMPULSOR DE PARTIDA DO MOTOR DE ARRANQUE**

STARTER DRIVE / IMPULSOR DE PARTIDA

FOTO / Photo pg. 293

**APLICAÇÃO / Application / Aplicación**

**Cummins:** Motor 8.3 - **Ford:** Cargo 1622 Cummins 6CTAA 8.3 | Cargo 2422 Cummins 6CTAA 8.3 | Cargo 2425 Cummins 6CTAA 8.3 | Cargo 2425 Mixer Cummins 6CTAA 8.3 | Cargo 2630 Cummins 6CTAA 8.3 - **International:** Navistar DT360 5.9 | Navistar DT446 - I6 7.6

**MOTOR****Lucas Indiel:** 35259450 | 35259730 | 35259810 | 35260870 | 35261050 | 35261160**EQUIVALENTE / Equivalent****Lucas Indiel:** 35260838**1650****IMPULSOR DE PARTIDA DO MOTOR DE ARRANQUE**

STARTER DRIVE / IMPULSOR DE PARTIDA

FOTO / Photo pg. 293

**APLICAÇÃO / Application / Aplicación**

**Citroën:** Jumper 2.8 HDI | Relay 2.8 HDi - **Fiat:** Ducato 2.3 e 2.8 JTD - **Fiat Iveco:** Daily III 2.4 e 2.8 | Microônibus City Plus 2009 - **Peugeot:** Boxer 2.8 HDI

**MOTOR****Bosch:** 2164 | 0001109300 | 0001109301 | 0001109306 | 0001109307 | 0986021640 - **Citroën:** 5802AQ - **Fiat:** MSN2026 | 63521093 | 1347058080 - **Iveco:** 55195970**Lucas Indiel:** LRS2223 | LRS02223 - **Peugeot:** 5802AQ**EQUIVALENTE / Equivalent****Bosch:** 1006209818 | 1006209964 | 1006210111 | 1006210149 - **Cargo:** 237667 - **Iveco:** 50053567 | 500053567**1651****IMPULSOR DE PARTIDA DO MOTOR DE ARRANQUE**

STARTER DRIVE / IMPULSOR DE PARTIDA

FOTO / Photo pg. 293

**APLICAÇÃO / Application / Aplicación****Puma:** Ônibus**MOTOR****Lucas Indiel:** 35261130 - **Magneti Marelli:** 943252201 - **Mercedes Benz:** 11519601 | 31510401 - **Prestolite:** 35259780**EQUIVALENTE / Equivalent****Lucas Indiel:** 35259978**1655****IMPULSOR DE PARTIDA DO MOTOR DE ARRANQUE**

STARTER DRIVE / IMPULSOR DE PARTIDA

FOTO / Photo pg. 293

**APLICAÇÃO / Application / Aplicación**

**Audi:** S 3 Quattro | TT Coupe 1.8 - **Linde:** Empilhadeira - **Seat:** Alhambra 1.9 TDI | Cupra 4 | Lean 1.8 | Lean 2.8 V6 - **Volkswagen:** Bora 1.9 TDI | Caravelle 2.5 e 2.8 TDI | Golf 1.9 TDI | Sharan 1.9 TDI

**MOTOR****Bosch:** 0001125016 | 0001125017 | 0001125018 | 0001125019 | 0001125046 | 0001125047 | 0001125048 | 0001125049 | 0001125605 | 0001125606**EQUIVALENTE / Equivalent****Bosch:** 1006209681 | 1006209943**1656****IMPULSOR DE PARTIDA DO MOTOR DE ARRANQUE**

STARTER DRIVE / IMPULSOR DE PARTIDA

FOTO / Photo pg. 294

**APLICAÇÃO / Application / Aplicación**

**Especial/Special:** Motor de Popa - **John Deere:** Lawn 400 Lawn Tractor Kohler 19.9HP 1975...1982 - **Johnson Evinrude:** 50 / 70HP - **Kohler :** Small Engine Air Cooled K482 0000 | Small Engine Air Cooled K532 0000 | Small Engine Air Cooled K582 0000

**MOTOR**

**John Deere:** AM34753 | AM37725 - **Kohler :** 4109805 | 4509804 | 4509805 | 4809801 | 4809802 | 4809804 | A277214 | A277599 - **OMC:** 384777 | 386657 | 583473 | 583482 | 585050 | 585059 | 585063 | 585459 | 586280 | 5032433

**1656****IMPULSOR DE PARTIDA DO MOTOR DE ARRANQUE**

STARTER DRIVE / IMPULSOR DE PARTIDA

FOTO / Photo pg. 294

EQUIVALENTE / Equivalent

Raisman: OM90050

**1658****IMPULSOR DE PARTIDA DO MOTOR DE ARRANQUE**

STARTER DRIVE / IMPULSOR DE PARTIDA

FOTO / Photo pg. 294

APLICAÇÃO / Application / Aplicación

Scania: P 230 DC 9.16 Euro 4 | P 270 DC 9.17 Euro 4 | P 310 DC 9.18 Euro 4 | P 340 DC 12.10 Euro 4 | P 380 DC 12.13 Euro 4 | P 380 DC 12.18 Euro 5 | P 420 DC 12.15 Euro 5 | P 420 DT 12.12 Euro 4 | P 470 DT 12.06 Euro 3 | P 480 DT 12.17 Euro 4 | R 420 DC 12.14 Euro 3 | R 420 DC 12.15 Euro 5 | R 420 DT 12.11 Euro 4 | R 470 DT 12.03 Euro 4 | R 470 DT 12.06 Euro 3 | T 340 DC 11.08 Euro 3 | T 380 DC 11.09 Euro 3 | T 420 DC 12.14 Euro 3 | T 420 DT 12.11 Euro 4 | T 470 DT 12.06 Euro 3 - ZEN: Utiliza Pinhão ZEN 12839

MOTOR

Bosch: 0001241001 | 0001241003 | 0001241004 | 0001241005 | 0001241006 | 0001241007 | 0001241008 | 0001241009 | 0001241014 | 0001241015 | 0001241016 | 0001241019 | 0001241020 | 0001241021 | 0001241023 | 0001241024 | 0001241119 | 0001261001 | 0001261002 | 0001261004 | 0001261006 | 0001261008 | 0001261013 | 0001261026

EQUIVALENTE / Equivalent

Bosch: 6033AD5055 | 6033AD5078 | 6033AD5355 | 6033AD5356 - Daf: 1679152

**1661****IMPULSOR DE PARTIDA DO MOTOR DE ARRANQUE**

STARTER DRIVE / IMPULSOR DE PARTIDA

FOTO / Photo pg. 294

APLICAÇÃO / Application / Aplicación

Volkswagen: Caminhão 26260 2008 - Volvo: Caminhão FM e FH - ZEN: Utiliza Pinhão ZEN 12972 | Utiliza Pinhão ZEN 13552

MOTOR

Mitsubishi: M9T61671 | M009T62571 | M009T62572

EQUIVALENTE / Equivalent

Cargo: 237105 - Mitsubishi: M191T94071

**1666****IMPULSOR DE PARTIDA DO MOTOR DE ARRANQUE**

STARTER DRIVE / IMPULSOR DE PARTIDA

FOTO / Photo pg. 294

APLICAÇÃO / Application / Aplicación

Fiat: Doblo | Idea | Marea | Novo Uno | Palio | Strada

MOTOR

Bosch: F000CD0001 | F000CD0900 | F000CD0901 | F000CD0903 | F000CD0905 - Fiat: 51888915

EQUIVALENTE / Equivalent

Bosch: F000CD1009 | F000CD1444 - Fiat: 51888915

**1667****IMPULSOR DE PARTIDA DO MOTOR DE ARRANQUE**

STARTER DRIVE / IMPULSOR DE PARTIDA

FOTO / Photo pg. 294

APLICAÇÃO / Application / Aplicación

Kia: Besta 2.7 | Bongo - ZEN: Utiliza Pinhão ZEN 13021

MOTOR

Mando: MG122423 | MG122565

**1668****IMPULSOR DE PARTIDA DO MOTOR DE ARRANQUE**

STARTER DRIVE / IMPULSOR DE PARTIDA

FOTO / Photo pg. 294

APLICAÇÃO / Application / Aplicación

Johnson Evinrude: OMC 50 / 70HP em 3 partes 1994...

EQUIVALENTE / Equivalent

Raisman: OM90070

**1669****IMPULSOR DE PARTIDA DO MOTOR DE ARRANQUE**

STARTER DRIVE / IMPULSOR DE PARTIDA

FOTO / Photo pg. 294

APLICAÇÃO / Application / Aplicación

Johnson Evinrude: OMC V-6 150 / 235HP

MOTOR

OMC: 387094 | 395207 | 585062 | 586288

**1669****IMPULSOR DE PARTIDA DO MOTOR DE ARRANQUE**

STARTER DRIVE / IMPULSOR DE PARTIDA

FOTO / Photo pg. 294

EQUIVALENTE / Equivalent

Raisman: OM90100 | OM90150

**1670****IMPULSOR DE PARTIDA DO MOTOR DE ARRANQUE**

STARTER DRIVE / IMPULSOR DE PARTIDA

FOTO / Photo pg. 294

APLICAÇÃO / Application / Aplicación

Johnson Evinrude: OMC V4 / V6 60°

EQUIVALENTE / Equivalent

Raisman: OM900V49

**1671****IMPULSOR DE PARTIDA DO MOTOR DE ARRANQUE**

STARTER DRIVE / IMPULSOR DE PARTIDA

FOTO / Photo pg. 294

APLICAÇÃO / Application / Aplicación

Johnson Evinrude: OMC V4 em 3 partes 1994...

EQUIVALENTE / Equivalent

Raisman: OM900V4

**1672****IMPULSOR DE PARTIDA DO MOTOR DE ARRANQUE**

STARTER DRIVE / IMPULSOR DE PARTIDA

FOTO / Photo pg. 294

APLICAÇÃO / Application / Aplicación

Mercury: V6/200HP Optimax

EQUIVALENTE / Equivalent

Raisman: MM90200

**1673****IMPULSOR DE PARTIDA DO MOTOR DE ARRANQUE**

STARTER DRIVE / IMPULSOR DE PARTIDA

FOTO / Photo pg. 294

APLICAÇÃO / Application / Aplicación

Especial/Special: Motor de Popa - Mercury: 40 a 150 HP V6 - OMC: V4 | V6 | V8

EQUIVALENTE / Equivalent

Mercury Marine: 685753 - OMC: 385949 - Raisman: OM90090

**1674****IMPULSOR DE PARTIDA DO MOTOR DE ARRANQUE**

STARTER DRIVE / IMPULSOR DE PARTIDA

FOTO / Photo pg. 294

APLICAÇÃO / Application / Aplicación

Renault: Logan | Megane 2008... | Sandero

MOTOR

Bosch: F000CD0002 | F000CD0202 | F000CD0A02

EQUIVALENTE / Equivalent

Bosch: F000CD1114 | F002G20709

**1675****IMPULSOR DE PARTIDA DO MOTOR DE ARRANQUE**

STARTER DRIVE / IMPULSOR DE PARTIDA

FOTO / Photo pg. 294

APLICAÇÃO / Application / Aplicación

Ford: F250 2002... | F350 2002... | F4000 Cummins ...02/2009

MOTOR

Bosch: F000AL0130 | F000AL0151 - Ford: 7C3511001AA

EQUIVALENTE / Equivalent

Bosch: F000AL2638

**1676****IMPULSOR DE PARTIDA DO MOTOR DE ARRANQUE**

STARTER DRIVE / IMPULSOR DE PARTIDA

FOTO / Photo pg. 294

APLICAÇÃO / Application / Aplicación

Ford: 3,6 Kw | Ford F series diesel

MOTOR

Ford: SA1004 | BC3Z11002A | 2C3T11000AA | 7C2T11000BA | 7C3T11000AA | 7C3T11000AB | 7C3T11000BA | 7C3Z11002AA | BC3T11000AB - Lester: 6696

**1676****IMPULSOR DE PARTIDA DO MOTOR DE ARRANQUE**

STARTER DRIVE / IMPULSOR DE PARTIDA

FOTO / Photo pg. 294

**EQUIVALENTE / Equivalent****Ford:** VP7C3U11350AB - **WAI:** 54229**1677****IMPULSOR DE PARTIDA DO MOTOR DE ARRANQUE**

STARTER DRIVE / IMPULSOR DE PARTIDA

FOTO / Photo pg. 294

**APLICAÇÃO / Application / Aplicación**

**Ford:** Edge V6 3.5L 3496cc 213cid 2007...2016 | Edge V6 3.7L 3726cc 227cid 2011...2014 | Explorer V6 3.5L 3490cc 213cid 2013 | Explorer V6 3.5L 3496cc 213cid 2011...2016 | Flex V6 3.5L 3496cc 213cid 2009...2016 | Lincoln MKS V6 3.5L 3490cc 213cid 2011...2012 | Lincoln MKS V6 3.5L 3496cc 213cid 2010...2016 | Lincoln MKS V6 3.7L 3726cc 227cid 2009...2016 | Lincoln MKT V6 3.5L 3496cc 213cid 2010...2016 | Lincoln MKT V6 3.7L 3726cc 227cid 2010...2016 | Lincoln MKX V6 3.5L 3496cc 213cid 2007...2010 | Lincoln MKX V6 3.7L 3726cc 227cid 2011...2016 | Lincoln MKZ V6 3.7L 3726cc 227cid 2013...2016 | Mercury Sable V6 3.5L 3496cc 213cid 2008...2009 | Police Interceptor Sedan V6 3.5L 3496cc 213cid 2013...2016 | Police Interceptor Sedan V6 3.7L 3726cc 227cid 2013...2016 | Taurus V6 3.5L 3496cc 213cid 2008...2016 | Taurus X V6 3.5L 3496cc 213cid 2008...2009

**MOTOR****Ford:** 8G1Z11002A | 8G1Z11002B | 8G1T11000AA | 8G1T11000AB | VP8G1U11350AA**1678****IMPULSOR DE PARTIDA DO MOTOR DE ARRANQUE**

STARTER DRIVE / IMPULSOR DE PARTIDA

FOTO / Photo pg. 294

**APLICAÇÃO / Application / Aplicación**

**Class:** Trator 6.8 L DPS 6068TRT, 6 cyl. 147HP 01/2003...12/2005 - **Lovol:** Motor 1004-4 Perkins - **Massey Ferguson:** Combine Perkins 1006-60 | MF 4292 | MF 5465 Perkins 6-cyl | MF 8140 620DE | MF 8150 620DS | MF 8160 634DS | MF 8210 155 HP | MF 8220 | MF 8250 634DWE 7,4 L - **New Holland:** Trator - **Perkins:** Motor 1006-6 6 cyl 6.6L | Motor 1006-60 6.6L - **Valtra:** BT150 Sisu 620DS 6cyl. 150HP 6.6L 08/2009... | BT170 Sisu 620DS 6cyl. 170HP 6.6L 08/2009... | BT190 Sisu 620DSA 6cyl. 190HP 6.6L 08/2009... | BT210 Sisu 634DSA 6cyl. 08/2009... | Trator

**MOTOR**

**Iskra:** AZF4102 | AZF4115 | AZF4116 | AZF4119 | AZF4122 | AZF4129 | AZF4131 | AZF4132 | AZF4135 | AZF4143 | AZF4158 | AZF4159 | AZF4160 | AZF4164 | AZF4170 | AZF4183 | AZF4184 | AZF4185 | AZF4196 | AZF4204 | AZF4205 | AZF4206 | AZF4208 | AZF4214 | AZF4228 | AZF4242 | AZF4243 | AZF4245 | AZF4246 | AZF4247 | AZF4248 | AZF4254 | AZF4258 | AZF4260 | AZF4266 | AZF4270 | AZF4283 | AZF4287 | AZF4288 | AZF4291 | AZF4304 | AZF4520 | AZF4524 | AZF4541 | AZF4542 | AZF4550 | AZF4553 | AZF4562 | AZF4568 | AZF4569 | AZF4570 | AZF4595 | AZF4597 | AZF4598 | 11130904 | 11130941 | 11131060 | 11131065 | 11131092 | 11131145 | 11131191 | 11131227 | 11131228 | 11131237 | 11131370 | 11131375 | 11131382 | 11131397 | 11131430 | 11131433 | 11131436 | 11131464 | 11131488 | 11131507 | 11131508 | 11131520 | 11131550 | 11131611 | 11131612 | 11131613 | 11131640 | 11131658 | 11131705 | 11131706 | 11131709 | 11131763 | 11131782 | 11131783 | 11131784 | 11131792 | 11131811 | 11131856 | 11131893 | 11131894 | 11131896 | 11131897 | 11131898 | 11131900 | 11131930 | 11131945 | 11131965 | 11131987 | 11132012 | 11132056 | 11132069 | 11132070 | 11132073 | 11132118

**EQUIVALENTE / Equivalent****Iskra:** 16902379

**1679****IMPULSOR DE PARTIDA DO MOTOR DE ARRANQUE**

STARTER DRIVE / IMPULSOR DE PARTIDA

FOTO / Photo pg. 295

**APLICAÇÃO / Application / Aplicación**

**Agrale:** Caminhão 13000 Com Motor MWM 6.10 TCA | Caminhões 10.000, 14.000 e 14.000 6X2 Com Motor MWM MaxxForce 4.8H. EURO V 01/2012... | Caminhões 6000, 8500 e 9200 Com Motores MWM 4.10 TCA e MWM 4.12 TCE | Chassis MA 7.9, MA8.5, MA9.2, MA10.0, MA12.0, MA15.0 e MT12.0 Com Motores MWM 4.10 TCA e MWM 4.12 TCE | Furgovan 8000 Com Motor MWM 4.10 TCA | Ônibus MA12.0, MA15.0, MT15.0 LE, MA10.0 e MA9.2 Com Motor MWM MaxxForce 4.8HEURO V 01/2012... | Ônibus Volare W8, W9 e V8 Com Motores MWM 4.10 TCA ...2008 | Ônibus W8, W9 e V8 Com Motores MWM 4.12 TCE 2008... - **BMW:** Motor MWM 4.10TCA AGRAL CAMINHAO 8500D | Motor MWM 4.12TCE Agrale MA 12 185CV | Motor MWM 4.12TCE ITEC MIDI BUS (América Latina) | Pulverizadora Montana Parruda 2627M e 2627H Com Motor MWM 4.10L TCA 07/2012... - **Case:** Motoniveladora 845, 845.2, FG 140.2 | Motoniveladora RG140B e 845 com transmissão ZF | Pá Carregadeira W20, 521D, 621D, W130

**Fiat Allis:** Pá Carregadeira FR128 - Substitui 10479654 | Trator de Esteira 7D - Substitui 10479654 - **Ford:** Caminhões C1722e (4x2), C2422e(6x2), C2622e (6x4), C2428e (6x2), C2628e (6x4) Com Motor Cummins Eletrônico ISB (4 e 6 Cilindros) ...03/2011 | Caminhões C815e (4x2), C1317e (4x2), C1517e (4x2), C1717e (4x2) Com Motor Cummins Eletrônico ISB (4 e 6 Cilindros) ...03/2011 - **Freightliner:** Caminhões M2 Com Motor MB906/904 - **Mercedes Benz:** Axor 1419, 1719, 1726, 1726 4x4, 1729S, 2426 6x2 e 2429 6x2 Com Motores eletrônicos 24V OM 924 LA e OM 926 LA - Euro V 01/2012... | Axor 1933, 2533, 2826, 2828, 2831 Com Motores eletrônicos OM906 e OM 926 | Caminhões 710, 712E, 1418R, 1720, 1720K, L1620 - Chassi de Ônibus LO 712, LO 812 Com Motores mecânicos 12V OM 364 e OM 366) - 29MT | Caminhões 712C, 715, 714C, 915C, 1215, 1218EL, 1218L, 1418 EL, 1418L, 1718, 1725 | Caminhões Família Accelo: 815 e 1016 Com Motor eletrônico 24V OM 924 LA - Euro V 01/2012... | Caminhões Família Atron: 1319, 2324, 2729K (Basculante), 2729B (Betoneira) e 2729 Com Motores eletrônicos 24V OM 924 LA e OM 926 LA -Euro V 01/2012... | Chassi de ônibus LO 914, 0500M, 0500U, 0500R, OF 1417, OF1418, OF 1518, OF 1721, Com Motores eletrônicos 24V OM 904, OM 906, OM 924 e OM 926 | Família Atego (1315, 1418, 1518, 1718, 1725, 2425), L1318, 2423B, 2423K, L1620 | Fora de Estrada Família Axor: 2831K (Basculante), 2831B (Betoneira) e 2831P (Plá Com Motor eletrônico 24V OM 926 LA - Euro V 01/2012... | Ônibus Boxer e Torino Com Motor OM904/906 12V | Ônibus Rodoviário O500M 1826 BUGGY e O500R 1830 Com Motor eletrônico OM926 LA - Euro V 01/2012... | Ônibus Urbano OF1519, OF1721, OF1724, O500M 1826, O500U 1826 Com Motores eletrônicos 24V OM 924 LA e OM 926 LA - Euro V 01/2012... | Rodoviário Família Axor 1933 e 2533 Com Motor eletrônico 24V OM 926 LA - Euro V 01/2012... - **Navistar:** Ônibus 4700 Com Motor MWM 4.8L euro II y III - **New Holland:** Motoniveladora 140 | Pá Carregadeira 12C | Trator de Esteira 7D - **Remy:** Serie 29MT Ger.III (Novo) - **Volkswagen:** Caminhões 17-250E, 24-250E Com Motor Cummins ISB 4 e 6 cil ...09/2009 | Caminhões 17-250E, 24-250E Com Motor Cummins ISB 4 e 6 cil 10/2009... | Caminhões 8-150 Eletr Delivery Puls, 9-150E, 10-150E, 13-180E, 15-190E 06/2009... | Caminhões 9-150 Eletr Delivery Com Motor Cummins 01/2010... | Caminhões constellation 13-180, 15-180, 17-260, 26-260E, 31-260E Motor MWM Eletrônico 4 e 6 Cilindros | Caminhões Worker 8-120 EuroII e III. 13-180 Euro II e III, 15-180 Euro III. 17-18 Motor MWM 4 e 6 cilindros | Delivery 5.150, 8.160 e 9.160 3.8L Com Motor Cummins ISF (Euro V) 01/2012... | Ônibus 17-230EOD/V-tronic e 17-260EOD/ V-tronic Motor MWM Eletrônico 4 e 6 Cilindros com Transmissão ZF | Ônibus 8-150 ODC / FEB, 9-150 ODC Com Motor Cummins ISB 4 e 6 cil | Ônibus 8.120 OD Euro II e III Motor MWM 4 cilindros - **Volvo:** VM 210, 260, 310 Com Motores MWM 4.12TCE e 6.12TCE ...12/2011 - **ZEN:** Utiliza Pinhão ZEN 12954 | Utiliza Pinhão ZEN 12955 | Utiliza Pinhão ZEN 12956 | Utiliza Pinhão ZEN 12957 | Utiliza Pinhão ZEN 12961

**MOTOR**

**Remy:** 8200003 | 8200004 | 8200014 | 8200054 | 8200064 | 8200065 | 8200103 | 8200138 | 8200196 | 8200231 | 8200292 | 8200295 | 8200296 | 8200297 | 8200326 | 8200331 | 8200357 | 8200386 | 8200387 | 8200400 | 8200474 | 8200478 | 8200495 | 8200511 | 8200512 | 8200564 | 8200816 | 8200826 | 8200848 | 8200853 | 8200854 | 8200875 | 8200882 | 8200884 | 8200885 | 8200886 | 8200887 | 8200889 | 8200890 | 19011400 | 19011402 | 19011403 | 19011407

**EQUIVALENTE / Equivalent**

**Remy:** 10515810 | 10515811 - **WAI:** 541403

**1680****IMPULSOR DE PARTIDA DO MOTOR DE ARRANQUE**

STARTER DRIVE / IMPULSOR DE PARTIDA

FOTO / Photo pg. 295

**APLICAÇÃO / Application / Aplicación**

**General Motors/Chevrolet:** Omega CD 4.1

**MOTOR**

**Remy:** 10455711

**EQUIVALENTE / Equivalent**

**Mitsubishi:** 15171 | M191T15171

**1681****IMPULSOR DE PARTIDA DO MOTOR DE ARRANQUE**

STARTER DRIVE / IMPULSOR DE PARTIDA

FOTO / Photo pg. 295

**APLICAÇÃO / Application / Aplicación**

**Tata:** Indica

**EQUIVALENTE / Equivalent**

**Tata:** 26245134

**1682****IMPULSOR DE PARTIDA DO MOTOR DE ARRANQUE**

STARTER DRIVE / IMPULSOR DE PARTIDA

FOTO / Photo pg. 295

**APLICAÇÃO / Application / Aplicación**

**Tata:** HD 10 (TCL 4BT/6BT)

**EQUIVALENTE / Equivalent**

**Lucas:** 26241018

**1684****IMPULSOR DE PARTIDA DO MOTOR DE ARRANQUE**

STARTER DRIVE / IMPULSOR DE PARTIDA

FOTO / Photo pg. 295

**APLICAÇÃO / Application / Aplicación****Ford:** Especial/Special Cummins | F250**MOTOR****Ford:** 2C3511001BA | XC3511000CA | XC3U11000CA - **Lucas Indiel:** 35259900 | 35261760 | 35262570**EQUIVALENTE / Equivalent****Lucas Indiel:** 35260967**1685****IMPULSOR DE PARTIDA DO MOTOR DE ARRANQUE**

STARTER DRIVE / IMPULSOR DE PARTIDA

FOTO / Photo pg. 295

**APLICAÇÃO / Application / Aplicación****Audi:** A1 2.0 TFSI quattro 2012 | A3 1.8 TFSI Sportback 06/2007...06/2008 - **Fiat:** Bravo E-Torq 1.6 e 1.8 16v | Doblo E-Torq 1.6 e 1.8 16v | Grand Siena 1.6 16v | Idea Adventure 1.8 16 V | Palio E-Torq 1.6 e 1.8 16v | Punto E-Torq 1.6 e 1.8 16v | Strada E-Torq 1.6 e 1.8 16v - **Volkswagen:** Eos 2.0 FSI 09/2007...05/2008 | Jetta 2.0 Total Flex 10/2010... | Jetta 2.0 TSI 10/2010... | Jetta 2.5 07/2007...10/2010 | Jetta Variant 2.5 06/2008...12/2012 | Passat 2.0 FSI 03/2005...07/2010 | Passat 2.0 TSI 11/2005...02/2008 | Tiguan 2.0 TSI 4Motion 11/2007...05/2011**MOTOR****Bosch:** 0001121402 | 0001121403 | 0001121412 | 0001121429 | 0001121430 | 0001121439 | 0001121440 | 0001122402 - **Fiat:** 51865316**EQUIVALENTE / Equivalent****Bosch:** 1006209813 | 1006210241**1686****IMPULSOR DE PARTIDA DO MOTOR DE ARRANQUE**

STARTER DRIVE / IMPULSOR DE PARTIDA

FOTO / Photo pg. 295

**APLICAÇÃO / Application / Aplicación****Ford:** Courier 2010... | Fiesta 2010... | Ka 2010...**MOTOR****Ford:** FS10B1 | 7S5511000AA | 7S5511000AB**EQUIVALENTE / Equivalent****Valeo:** 60910 | 101310 | 501446 | 1201856**1690****IMPULSOR DE PARTIDA DO MOTOR DE ARRANQUE**

STARTER DRIVE / IMPULSOR DE PARTIDA

FOTO / Photo pg. 295

**APLICAÇÃO / Application / Aplicación****CBT:** 8240 4.248 JF 12V ...01/1984 - **General Motors/Chevrolet:** Série D - d20 Plus Maxion S4T JF 12V ...03/1992... 10/1996 - **Massey Ferguson:** MF 1630 A 6.354-4 e 1630 A 4284 JF 12V ...01/1981 | MF 3640 A 6.358 A JF 12V ...01/1973 | MF 3640 Perkins 1006-6 JF 12V ...05/1996 | MF 5650 A 6.354.4 JF 12V ...01/1982 | MF 5650 Perkins 1006-6T JF 12V ...05/1996 | MF 5650 Turbo AT 6.354.4 JF 12V ...03/1988 | MF 6845 Perkins 1006-6T JF 12V ...12/1994 | MF 6855 Perkins 1006-6TW JF 12V ...10/1993 | MF 6865 Perkins 1006-6T JF 12V ...09/1994 - **Maxion:** Ideal 9075 Perkins 1006-6 JF 12V ...09/1994 | Ideal 9090 Perkins 1006-6T JF 12V ...10/1993 | Ideal 9090 Perkins 1006-6TW JF 12V ...12/1994 - **Mercedes Benz:** OF 1113 OM 366 JF 12V ...09/1987 | OH 1113 OM 366 A JF 12V ...01/1988 | Série 9 T - 917 OM 366 A JF 12V ...01/1988**MOTOR****Bosch:** F000AL0135**EQUIVALENTE / Equivalent****Bosch:** F000AL2712**1691****IMPULSOR DE PARTIDA DO MOTOR DE ARRANQUE**

STARTER DRIVE / IMPULSOR DE PARTIDA

FOTO / Photo pg. 295

**APLICAÇÃO / Application / Aplicación****Ford:** Cargo C 1216 6BT 1993... | Cargo C 1412 6BTA 1999... | Cargo C 1416 6BT 1993... | Cargo C 1617 6BTAA 1993... | Cargo C 1621 6BTAA 1999... | F 4000 4BT 1996...1998 - **Mercedes Benz:** L 1113 OM 352 1974... | L 1116 OM 352 A 1978... | L 1117 OM 352 A 1983... | L 1117 OM 366 LA 8 1987... | L 1316 OM 352 A 1982... | L 1317 OM 352 A 1983... | L 1319 OM 366 LA 1987... | L 1516 OM 352 A 1982... | LA 1113 OM 352 1983... | LA 1117 OM 352 A 1983... | LP 1219 OM 366 LA 1988... | LP 1419 OM 366 LA 1988... - **Volkswagen:** 12.170 BT 6BTAA 1997...2000 | 13170 6BTAA 2000...2001 | 13190 6BTAA 2001... | 14.170 BT 6BTAA 1997...2000 | 15170 6BTAA 2000...2001 | 16.170 6C 1993...2000 | 16200 6BTAA 1997...2000 | 17210 6BTAA 2000...**MOTOR****Bosch:** F000AL0138 | F000AL0139**EQUIVALENTE / Equivalent****Bosch:** F000AL2721



**1692****IMPULSOR DE PARTIDA DO MOTOR DE ARRANQUE**

STARTER DRIVE / IMPULSOR DE PARTIDA

FOTO / Photo pg. 295

APLICAÇÃO / Application / Aplicación

Opel: Movano - Renault: Master 2.5 | Trafic 2.5

MOTOR

Valeo: D8R1 | D7R34 | D7R53

EQUIVALENTE / Equivalent

Cargo: 231932 - Valeo: 188993 | 594410

**1693****IMPULSOR DE PARTIDA DO MOTOR DE ARRANQUE**

STARTER DRIVE / IMPULSOR DE PARTIDA

FOTO / Photo pg. 295

APLICAÇÃO / Application / Aplicación

Massey Ferguson: Trator 6270 | Trator 6280 | Trator 6290 | Trator com Motor Perkins

MOTOR

Magneti Marelli: 63280040 | 63280041 - Perkins: 2873K404 | 2873K405

EQUIVALENTE / Equivalent

Cargo: 235663 - WAI: 549314

**1695****IMPULSOR DE PARTIDA DO MOTOR DE ARRANQUE**

STARTER DRIVE / IMPULSOR DE PARTIDA

FOTO / Photo pg. 295

APLICAÇÃO / Application / Aplicación

Kia: Ceed Diesel | Cerato Diesel | Picanto Diesel | Rio Diesel | Soul Diesel

EQUIVALENTE / Equivalent

Kia: 361452A000

**1696****IMPULSOR DE PARTIDA DO MOTOR DE ARRANQUE**

STARTER DRIVE / IMPULSOR DE PARTIDA

FOTO / Photo pg. 295

APLICAÇÃO / Application / Aplicación

Mercedes Benz: Sprinter

MOTOR

Bosch: 0001115174

EQUIVALENTE / Equivalent

Bosch: 1006209845

**1697****IMPULSOR DE PARTIDA DO MOTOR DE ARRANQUE**

STARTER DRIVE / IMPULSOR DE PARTIDA

FOTO / Photo pg. 295

APLICAÇÃO / Application / Aplicación

Ford: Cargo C 1317 E 2005... | Cargo C 1517 E 2005... | Cargo C 1717 E 2005... | Cargo C 1722 E 2006... | Cargo C 2422 E 2006... | Cargo C 2428 E 2005... | Cargo C 2622 E 2005... | Cargo C 2628 E 2005... | Cargo C 815 E 2005...

MOTOR

Bosch: F000AL0129 | F000AL0131 | F000AL0150 | F000AL0152

EQUIVALENTE / Equivalent

Bosch: F000AL2630

1698

## IMPULSOR DE PARTIDA DO MOTOR DE ARRANQUE

STARTER DRIVE / IMPULSOR DE PARTIDA

FOTO / Photo pg. 295

## APLICAÇÃO / Application / Aplicación

**Case:** CS 105 PRO Sisu 4Cil 102 HP 4.4 | CS 130 | CS 78 Sisi 4 Cil Turbo 4.4 | CS 85 PRO Sisu 4 Cil 85HP 4.4 | CS 94 Sisu 4 Cil Turbo 4.4 | CS 95 PRO Sisu 4 Cil 93HP 4.4 | CVX 140 Sisu 6 Cil 141 HP 6.6 | CVX 150 Sisu 6 Cil Turbo 150 HP 6.6 | CVX 160 Sisu 6 Cil 160 HP 6.6 | CVX 170 Sisu 6 Cil Turbo 170 HP 6.6 | CVX 190 Sisu 6 Cil 196 HP 6.6 - **Crystal Tractor:** Orion 16 Sisu Diesel - **JCB:** Fastrac 8280 Sisu 6 Cil Tier 4 279 HP 8.4 | Fastrac 8310 Sisu 6 Cil Tier 4 306 HP 8.4 - **Massey Ferguson:** MF 32 Sisu 620DS 6 Cil | MF 34 Sisu 634DSA 6 Cil | MF 4292 (cab) (Brasil) Sisu 420DS 4 Cil | MF 4292 (plat) Sisu 420DS 4 Cil | MF 4297 Sisu 420DS 4 Cil | MF 4297 (cab) (Brasil) Sisu 420DS 4 Cil | MF 4297 (plat) Sisu 420DS 4 Cil | MF 4299 Sisu 420DSA 4 Cil | MF 4299 (plat) Sisu 420DSA 4 Cil | MF 4299 (plat) (Brasil) Sisu 420DSA 4 Cil | MF 4445 Sisu Diesel 44DTA 4 Cil 101HP 4.4 | MF 4445 Sisu Diesel 44DTA 4 Cil 88HP 4.4 | MF 460 XTRA (cab) (Brasil) Sisu 44DTA 4 Cil | MF 460 XTRA (plat) Sisu 44DTA 4 Cil | MF 470 XTRA (cab) (Brasil) Sisu 44DTA 4 Cil | MF 470 XTRA (plat) Sisu 44DTA 4 Cil | MF 480 XTRA (cab) (Brasil) Sisu 44DTA 4 Cil | MF 480 XTRA (plat) Sisu 44DTA 4 Cil | MF 5465 Sisu Diesel 66CTA 6 Cil | MF 5470 Sisu Diesel 44CTA 4 Cil 4.4 | MF 5480 Sisu Diesel 49CTA 4 Cil 4.9 | MF 5650 (Brasil) Sisu 620DS 6 Cil | MF 6350 Sisu 620DS 6 Cil | MF 6360 Sisu 634DSA 6 Cil | MF 6460 Sisu 44CTA 4.4 | MF 6470 Sisu 44CTA 4.4 | MF 6485 Sisu Diesel 66CTA 130kW 6.6 | MF 6490 Sisu Diesel 66CTA 6.6 | MF 6495 Sisu Diesel 66CTA 6.6 | MF 6497 Sisu Diesel 74CTA 7.4 | MF 6499 Sisu Diesel 74CTA 7.4 | MF 7140 Sisu 620DS 6 Cil | MF 7145 Sisu 634DSA 6 Cil | MF 7150 Sisu 620DS 6 Cil | MF 7170 Sisu 620DS 6 Cil | MF 7180 Sisu 620DS 6 Cil | MF 7330 Sisu 620DS 6 Cil | MF 7350 Sisu 620DS 6 Cil | MF 7370 Sisu 620DS 6 Cil | MF 7390 Sisu 620DS 6 Cil | MF 7415 Sisu 634DSA 6 Cil | MF 7485 Sisu Diesel 66CTA 6 Cil 6.6 | MF 7490 Sisu Diesel 66CTA 6.6 | MF 7495 Sisu Diesel 66CTA 6.6 | MF 7497 Sisu Diesel 74CTA 7.4 | MF 7499 Sisu Diesel 74.392CTA-4V 165kW 7.4 | MF 8160 634DS | MF 8250 634DWE 7.4 | MF 8450 Sisu Diesel 6 Cil 7.4 | MF 8460 Sisu Diesel 6 Cil Tier III 7.4 | MF 8470 Sisu Diesel 6 Cil 8.4 | MX 720 | MX 750 | Sprayer Sisu 620DS 6 Cil - **MCCormick:** Tele-Trac Sisu 44-CWA-2V 4.4 - **Pioneira:** Pioneira Sisu 420DS 4 Cil

**Sampo Rosenlew:** 3065L Sisu Diesel 44DT 4 Cil | SR1046X Sisu Diesel 44DT 4 Cil | SR1066 Sisu Diesel 44DT 4 Cil | SR3045C Sisu Diesel 44DT 4 Cil | SR3085L TS Sisu Diesel 44DT 4 Cil - **Sisu Diesel:** 4.9 CWA 4 Cil 175HP 4.9 | 44CTA 4 Cil | 84 CTA-4V SCR 8.4 - **Valtra:** 44 DT, ETA, EWA, DW 4.4 | 6200 44DT 4.4 | 6250 Hi 44DT 4.4 | 6300 44DT 4.4 | 6350 Hi 44DT 4.4 | 6400 44ET 4.4 | 6550 Hi 44ET 4.4 | 66 ETA 6.6 | 6850 Hi 44EWI 4.4 | 6900 | 74 ETA 8.4 | 84 ETA, DTA 8.4 | A750L Sisu 420D 4 Cil | A85N/A85L 44DT 4.4 | A950 Sisu 420DS 4 Cil | A95N/A95L 44DT 4.4 | A990 Sisu 420DS 4 Cil | BC4500 Sisu 620DS 6 Cil | BH145 Sisu 620DS 6 Cil | BH165 Sisu 620DS 6 Cil | BH180 Sisu 620DS 6 Cil | BH180i Sisu 620DSA 6 Cil | BH205i Sisu 620DSA 6 Cil | BM100 Sisu 420DS 4 Cil | BM110 Sisu 420DS 4 Cil | BM125i Sisu 420DSA 4 Cil | BT150 Sisu 620DS 6 Cil | BT170 Sisu 620DS 6 Cil | BT190 Sisu 620DSA 6 Cil | BT210 Sisu 620DSA 6 Cil | S280 84ETA 8.4

## MOTOR

**Agco:** 836873088 - **CNH:** 87751000 - **Iskra:** AZF4141 | AZF4154 | AZF4190 | AZF4513 | 11130836 | 11131542 | 11131602 | 11131727 - **Sisu Diesel:** 836673290 | 836866817 - **Valtra:** 83646500

## EQUIVALENTE / Equivalent

**Iskra:** 16904776

1699

## IMPULSOR DE PARTIDA DO MOTOR DE ARRANQUE

STARTER DRIVE / IMPULSOR DE PARTIDA

FOTO / Photo pg. 296

## APLICAÇÃO / Application / Aplicación

**Bomag:** Máquinas rolos compactadores simples 3.6 | Máquinas rolos compactadores vibratório 3.6 - **Deutz:** Motores - **Gehl:** Mini carregadeira 4640 2.3 BF3M2011 | Mini carregadeira SL5635 F4M1011F 01/1997... | Mini carregadeira SL5635DXT BF4M1011F 01/1997... - **Hamm:** Máquinas Compactadoras 3.1 e 3.6 - **Multiquip:** Máquinas de Concreto LS400 3.6 BF4L2011 - **Valtra:** 685 | 685ATS

## MOTOR

**Iskra:** IS1165 | AZE4148 | AZE4211 | AZE4213 | AZE4222 | AZE4223 | AZE4224 | AZE4240 | AZE4242 | AZE4256 | AZE4282 | AZE4290 | AZE4566 | 11131223 | 11131598 | 11131974 | 11131983 | 11132051 | 11132057 | 11132058 | 11132155 | 11132157 | 11132196 | 11132377 | 11132425 - **Lester:** 31258 - **Mahle:** MS211 | MS224 | MS394 | MS641 | MS658 | IS1381 - **Valtra:** 221561 | 83645200

## EQUIVALENTE / Equivalent

**Iskra:** 16902815 | 16911403 - **Mahle:** MSX656

1700

## IMPULSOR DE PARTIDA DO MOTOR DE ARRANQUE

STARTER DRIVE / IMPULSOR DE PARTIDA

FOTO / Photo pg. 296

## APLICAÇÃO / Application / Aplicación

**Bobcat:** Skid Steer L.TL360 - **Case:** JX 60 NEF 4Cil 60HP 4.5 | JX 70 NEF 4Cil 72HP 4.5 | JX 80 NEF 4Cil 82HP 4.5 | JX60 3.2 2009... | JX70 3.2 2008... | JX80 3.2 2008... | Mini carregadeira SR200 3.2 | Mini carregadeira SR250 3.2 | Mini carregadeira SV250 3.4 | Quantum 65C NEF 4Cil Tier III 60HP 3.2 | Quantum 75C NEF 4Cil Tier III 78HP 3.2 | Retroescavadeira 580ST 3.4 | Retroescavadeira 590STSN 3.4 | Retroescavadeira 695ST 3.4 | Trator Farmall 105C 3.4 2013... | Trator Farmall 105U 3.4 2008... | Trator Farmall 105UPRO 3.4 2014... | Trator Farmall 110U 3.4 | Trator Farmall 115U 3.4 2008... | Trator Farmall 120 3.4 | Trator Farmall 130 3.4 | Trator Farmall 55C 3.2 2008... | Trator Farmall 65C 3.2 2008... | Trator Farmall 75A 2015... | Trator Farmall 75C 3.2 2008... | Trator Farmall 85A 3.2 | Trator Farmall 85C 3.4 2012... | Trator Farmall 95C 3.4 2012... | Trator Farmall 95U 3.4 2008... | Trator Farmall 95UPRO 3.4 2012... | Trator Quantum 65C 3.2 | Trator Quantum 65V 3.2 | Trator Quantum 75C 3.2 | Trator Quantum 75FNV 3.2 | Trator Quantum 85FV 3.2 - **Claas:** Trator Elios 210 3.2 | Trator Elios 220 3.2 | Trator Elios 230 3.2 | Trator Nexos 210F, VE, VL 3.2 | Trator Nexos 220F, VE, VL 3.2 | Trator Nexos 230F, VE, VL 3.2 - **CNH:** F5C8 3.2 4cil. | F5C8 4Cil 3.2 - **Euromacchine:** Motor FT22 3.2 | Motor J8 305 3.2 | Motor LA01AO 3.2 | Motor LA01SP 3.2 | Motor LA02SP 3.2 | Motor MP01IC 3.2 | Motor MP02IC 3.2 | Motor MP03IC 3.2 | Motor TF23 3.2 | Motor TH40I 3.2 | Motor TH50I 3.2

**Landini:** Atlantis 100 | Atlas 70 - 80 - 85 - 90 - 100 | Frutteto | Ghibli 80 - 85 - 90 - 95 - 100 - 105 | Globalfarms 95 - 105 | Globus 65 - 75 - 80 | Mythos 90 - 100 | Powerfarm 75 - 80 - 85 - 90 - 95 - 100 - 105 | Rex 70 - 75 - 80 - 85 - 90 - 95 - 100 - 105 | Vigneto | Vision 85 - 95 - 100 - 105 - **Massey Ferguson:** MF 200 | MF 290 | MF 3680 | MF 4200 | MF 4290 | MF 5200 | MF 5300 | MF 6270 | MF 6280 - **MCCormick:** 80 - **New Holland:** 7630 2007... | 7630 (plat) NEF TC 78kW 4Cil | 8030 2007... | 8030 (plat) NEF TAA 90kW 4Cil | Pulverizador Patriot 250 4.5 | Pulverizador SP2500 4.5 | T4 T4100LP 3.4 2017... | T4 T4105 3.4 2011...2013 | T4 T4105V, N, F 4.5 2013... | T4 T4110F 3.4 2017... | T4 T4110LP 3.4 2017... | T4 T4115 3.4 2012... | T4 T455 3.2 2013... | T4 T465 3.2 2011...2013 | T4 T465V 3.2 2013... | T4 T475 3.4 2011... | T4 T475V, N, F 3.2 2013... | T4 T480LP 3.4 2017... | T4 T480V, N, F 3.4 2017... | T4 T485 3.4 2009... | T4 T485V, N, F 3.4 2011... | T4 T490V, N, F 3.4 2017... | T4 T495 3.4 2011...2013 | T4 T495 3.4 2013... | T4 T495V, N, F 4.5 2013... | T5 T5105 3.4 2012... | T5 T5110 4.5 2017... | T5 T5115 3.4 2012... | T5 T5120 4.5 2017... | T5 T5130 4.5 2017... | T5 T575 3.4 2015... | T5 T595 3.4 2012... | T6 T6110 4.5 | T6 T6120 4.5 2012... | T6 T6130 4.5 | TD TD4020F 3.2 2009...2013 | TD TD4030F 3.2 2009...2013 | TD TD4040F 3.2 2009...2013 | TD5 TD5105 3.4 | TD5 TD5115 3.4 | TD5 TD585 3.2 2013... | TD5 TD585 3.4 | TD5 TD595 3.4 | Trator 7030 | Trator de esteira TK4020V 3.2 2009... | Trator de esteira TK4030 3.2 2009... | Trator de esteira TK4030F 3.2 2009... | Trator de esteira TK4040 3.2 2009... | Trator de esteira TK4040M 3.2 2009...2013 | Trator de esteira TK4050 3.2 2009... | Trator de esteira TK4060 3.2 2009...2013 | Trator de esteira TK4110M 3.4 2017... | Trator Farm T4020 3.2 2008... | Trator Farm T4020V 3.2 2008... | Trator Farm T4030 3.2 2008... | Trator Farm T4030F 3.2 2008... | Trator Farm T4040F 3.2 2008... | Trator Farm T4040V 3.2 2008... | Trator Farm T4050 4.5 2008... | Trator Farm T4050V 4.5 2008... | Trator Farm TD5010 3.2 2008... | Trator TS6000S 2007... | Trator TS6020 2007... | Trator TS6030 2007... | Trator TS6040 2007... | TS6000 Standard (cab) NEF TC 66kW 4Cil | TS6020 (cab) NEF TAA 82kW 4Cil | TS6030 (cab) NEF TAA 90kW 4Cil | TS6040 (cab) NEF TAA 97kW 4Cil - **Perkins:** 1103 D | 1104 D | 1106 C - **Steyr Daimler Puch AG:** Kompakt 3.2 | Kompakt 3.4 | Multi 3.4 | Multi 3.4 2013...

## MOTOR

**Bosch:** 0001223507 - **Caterpillar:** 3127539 - **CNH:** 82036365 | 84208918 | 87398251 | 87583927 | 504388220 - **Iskra:** IS1189 | AZE4123 | AZE4125 | AZE4128 | AZE4139 | AZE4150 | AZE4151 | AZE4156 | AZE4159 | AZE4165 | AZE4170 | AZE4172 | AZE4173 | AZE4190 | AZE4192 | AZE4194 | AZE4195 | AZE4197 | AZE4199 | AZE4201 | AZE4204 | AZE4207 | AZE4208 | AZE4214 | AZE4215 | AZE4221 | AZE4226 | AZE4227 | AZE4247 | AZE4248 | AZE4573 | AZE4579 | 11131035 | 11131036 | 11131050 | 11131112 | 11131216 | 11131279 | 11131315 | 11131424 | 11131526 | 11131535 | 11131544 | 11131570 | 11131605 | 11131606 | 11131659 | 11131696 | 11131716 | 11131780 | 11131781 | 11131793 | 11131890 | 11131892 | 11131921 | 11131932 | 11131942 | 11131946 | 11131947 | 11131956 | 11131963 | 11131964 | 11131966 | 11131975 | 11131984 | 11131989 | 11131990 | 11132050 | 11132067 | 11132068 | 11132165 | 11132166 - **Iveco:** 504015749 - **Lester:** 19860 - **Mahle:** MS24 | MS204 | MS205

## EQUIVALENTE / Equivalent

Iskra: 16902507 | 16902560 | 16907197 - Mahle: MSX52 - WAI: 549510

1701

## IMPULSOR DE PARTIDA DO MOTOR DE ARRANQUE

STARTER DRIVE / IMPULSOR DE PARTIDA

FOTO / Photo pg. 296

## APLICAÇÃO / Application / Aplicación

**Case:** CS 110 Sisu 4 Cil Turbo 4.4 | CS 68 Sisu 3 Cil Turbo 3.3 | CS 75 Sisu 3 Cil Turbo 3.3 - **Massey Ferguson:** MF 3625 V/S/F/GE Sislus Diesel 33 DTA 3.3 | MF 3635 V/S/F/GE Sislus Diesel 33 DTA 3.3 | MF 3640 V/S/F/GE Sislus Diesel 33 CTA 3 Cil 82HP 3.3 | MF 3645 Sislus Diesel 33 DTA 3.3 | MF 3650 S/F/GE Sislus Diesel 33 CTA 3 Cil 92 HP 3.3 | MF 3655 Sislus Diesel 33 DTA 3.3 | MF 4435 Sislus Diesel 33 DTA 3 Cil 74 HP 3.3 - **Valmet:** A 75N/A75L 33 DTA 3.3 | A 85N/A85L 44DT/33DTA 4.4 | A 95N/A95L 44DT/33DTA 4.4 - **Valtra:** A650 Sisu 320D 3 Cil 2010... | A750 Sisu 320DS 3 Cil 2009... | A850 Sisu 320DS 3 Cil 2009... | BF65 Sisu 320D 3 Cil 2008... | BF75 Sisu 320DS 3 Cil 2008...

## MOTOR

**Agco:** 83646400 | 836667365 | 836673289 - **Iskra:** IS1064 | AZE4122 | AZE4166 | AZE4171 | AZE4209 | AZE4540 | AZE4597 | 11131116 | 11131426 | 11131515 | 11131728 | 11131773 | 11131970 - **Sisu Diesel:** 836673289 | 836867365 - **Valtra:** 83646400

## EQUIVALENTE / Equivalent

Iskra: 16907455

1702

## IMPULSOR DE PARTIDA DO MOTOR DE ARRANQUE

STARTER DRIVE / IMPULSOR DE PARTIDA

FOTO / Photo pg. 296

## APLICAÇÃO / Application / Aplicación

Nissan: Primera 2.0 2002... | Xtrail 2.0 | XTrail 2.5

## MOTOR

**Mitsubishi:** M1M70881 | M1M74181 | M1T70881 | M1T74181 | M1T77581 | M1T70881A | M1T74181A | N31818400 | N32718400 | N3A118400 | N31818400A | N31818400B | N32718400A | N3A1184400 - **Nissan:** 82881 | 87081

## EQUIVALENTE / Equivalent

Cargo: 236752 - Mitsubishi: N31818X25 | M191X16371

**1704****IMPULSOR DE PARTIDA DO MOTOR DE ARRANQUE**

STARTER DRIVE / IMPULSOR DE PARTIDA

FOTO / Photo pg. 296

APLICAÇÃO / Application / Aplicación

Daewoo: Matiz

MOTOR

Daewoo: 93741000 | TM300C10201

EQUIVALENTE / Equivalent

Daewoo: 31871

**1705****IMPULSOR DE PARTIDA DO MOTOR DE ARRANQUE**

STARTER DRIVE / IMPULSOR DE PARTIDA

FOTO / Photo pg. 296

APLICAÇÃO / Application / Aplicación

Ssangyong: Actyon 200 XDI | Kyron XDI 2.0 | Rexton 270 XDI

MOTOR

Ssangyong: 6611513801 - Valeo: TM000A34001

**1706****IMPULSOR DE PARTIDA DO MOTOR DE ARRANQUE**

STARTER DRIVE / IMPULSOR DE PARTIDA

FOTO / Photo pg. 296

APLICAÇÃO / Application / Aplicación

Hyundai: I20 1.4 | I30 1.4/1.6 2009... | IX20 1.4/1.6 2011... | IX35 1.4/1.6 2010... - Kia: Carens II CWT 1.6 | Ceed 1.4/1.6 2006... | ProCeed 1.4/1.6 2006... | Soul CWT 1.6 | Sportage 1.6 2010... | Venga 1.4/1.6 2006... - Mitsubishi: Galant | L200 | Lancer | Montero 3.0 - 3.5 | Pajero 3.0 - 3.5 - 3.8 | Pajero TR4 | PT Cruiser GT 2.4

MOTOR

Mitsubishi: M0T20471 | M0T20472 | M0T30672 | M0T30771 | M0T35171 | M0T36071 | M000T20471 | M000T20472 | M000T20672 | M000T30672 | M000T30771 | M000T32572 | M000T35171 | M000T36071

EQUIVALENTE / Equivalent

Cargo: 331730 - Mitsubishi: 15871 | M191T15871 | M191X15871 - WAI: 548347

**1707****IMPULSOR DE PARTIDA DO MOTOR DE ARRANQUE**

STARTER DRIVE / IMPULSOR DE PARTIDA

FOTO / Photo pg. 296

APLICAÇÃO / Application / Aplicación

Tata: Cummins 6BT 12

EQUIVALENTE / Equivalent

Lucas: 26241399

**1708****IMPULSOR DE PARTIDA DO MOTOR DE ARRANQUE**

STARTER DRIVE / IMPULSOR DE PARTIDA

FOTO / Photo pg. 296

APLICAÇÃO / Application / Aplicación

Nissan: Almera 1.5 16V - 1.8 16V | Micra | Primera 1.6 16V - 1.8 16V | Tino 1.5 16V - 1.8 16V

MOTOR

Bosch: 0001107092 | 0001107093 | 0001116006

EQUIVALENTE / Equivalent

Bosch: 1006209714 | 1006209934 | 1006209952 | 1006210117 | 1006210125 | 1006210147 | 1006210154 - Cargo: 235200

**1709****IMPULSOR DE PARTIDA DO MOTOR DE ARRANQUE**

STARTER DRIVE / IMPULSOR DE PARTIDA

FOTO / Photo pg. 296

APLICAÇÃO / Application / Aplicación

John Deere: 5200 | 5300 | 5303 | 5310 | 5400 | 5410 | 5500 | 5510

MOTOR

Iskra: AZE4169 | AZE4185 | AZE4228 | AZE4261 | 11131751 | 11131761 | 11131833 | 11132084 | 11132227 - John Deere: RE551444

EQUIVALENTE / Equivalent

Iskra: 16902653

**1711****IMPULSOR DE PARTIDA DO MOTOR DE ARRANQUE**

STARTER DRIVE / IMPULSOR DE PARTIDA

FOTO / Photo pg. 296

APLICAÇÃO / Application / Aplicación

Especial/Special: Retroescavadeira Chinesa - Foton: Pá Carregadeira FL 917

MOTOR

Foton: QD263

**1712****IMPULSOR DE PARTIDA DO MOTOR DE ARRANQUE**

STARTER DRIVE / IMPULSOR DE PARTIDA

FOTO / Photo pg. 296

## APLICAÇÃO / Application / Aplicación

**Volkswagen:** Fox | Gol G5 | Golf 2010...2014 | Kombi 2013...2014 | Saveiro | Spacefox | Voyage

## MOTOR

**Bosch:** F000CD0100 | F000CD0800 | F000CD0801 | F000CD08A0 | F000CD08A1 - **Volkswagen:** 5U0911023 | 5U0911335 | 7X0911023B

## EQUIVALENTE / Equivalent

**Bosch:** F000CD1117**1713****IMPULSOR DE PARTIDA DO MOTOR DE ARRANQUE**

STARTER DRIVE / IMPULSOR DE PARTIDA

FOTO / Photo pg. 296

## APLICAÇÃO / Application / Aplicación

**Agrale:** Trator Motor M795W Bicilíndrico

## MOTOR

**Lucas Indiel:** 35261810

## EQUIVALENTE / Equivalent

**Lucas Indiel:** 35261976**1714****IMPULSOR DE PARTIDA DO MOTOR DE ARRANQUE**

STARTER DRIVE / IMPULSOR DE PARTIDA

FOTO / Photo pg. 296

## APLICAÇÃO / Application / Aplicación

**Ford:** C-Max 2000 2007...2010 | Focus C Max 2000 2003...2007 | Focus II 2000 2004...2008 | Galaxy 2000 2006...2008 | Galaxy 2200 2008...2010 | Kuga 2000 2008...2010 | Mondeo Mk4 2000 2007...2010 | S Max 2000 2006...2008 | S Max 2200 2008...2010 - **Volvo:** C30 2000, D4204T 2006...2008 | C70 II 2000, D4204T 2006...2008 | S40 2000, D4204T 2004...2010 | V50 2000, D4204T 2004...2010

## MOTOR

**Ford:** 1469721 | 3M5T11000CC | 3M5T11000CD | 3M5T11000CE | 3M5T11000DC | 4M5T11000FA | 4M5T11000FB | 4M5T11000FC | 4M5T11000FD | 6G9N11000FA

## EQUIVALENTE / Equivalent

**Cargo:** 236876**1715****IMPULSOR DE PARTIDA DO MOTOR DE ARRANQUE**

STARTER DRIVE / IMPULSOR DE PARTIDA

FOTO / Photo pg. 296

## APLICAÇÃO / Application / Aplicación

**Tata:** Ace | Indigo

## EQUIVALENTE / Equivalent

**Tata:** 26258286**1716****IMPULSOR DE PARTIDA DO MOTOR DE ARRANQUE**

STARTER DRIVE / IMPULSOR DE PARTIDA

FOTO / Photo pg. 296

## APLICAÇÃO / Application / Aplicación

**Mahindra:** Bolero SLE e SLX Mdi 3.2 Lts Diesel | Jeep Scorpio

## EQUIVALENTE / Equivalent

**Lucas:** 26245621**1717****IMPULSOR DE PARTIDA DO MOTOR DE ARRANQUE**

STARTER DRIVE / IMPULSOR DE PARTIDA

FOTO / Photo pg. 297

## APLICAÇÃO / Application / Aplicación

**Mahindra:** Scorpio - **Tata:** Indica | Safari Diesel | Safari Petrol

## EQUIVALENTE / Equivalent

**Lucas:** 26256675**1718****IMPULSOR DE PARTIDA DO MOTOR DE ARRANQUE**

STARTER DRIVE / IMPULSOR DE PARTIDA

FOTO / Photo pg. 297

## APLICAÇÃO / Application / Aplicación

**Alfa Romeo:** 156 1.9 JTD - **BMW:** BMW 320, Séries X3,X5 - **Fiat:** Multipla 1.9 JTD

## MOTOR

**BMW:** 12417788680 | 12417788682 - **Magneti Marelli:** 63113001 | 63113002 | 63113004 | 63193001 | 63280071

## EQUIVALENTE / Equivalent

**Cargo:** 231899 | 332145

**1719****IMPULSOR DE PARTIDA DO MOTOR DE ARRANQUE**

STARTER DRIVE / IMPULSOR DE PARTIDA

FOTO / Photo pg. 297

**APLICAÇÃO / Application / Aplicación****Lucas Indiel:** Motores Indiel M100R - **New Holland:** TM135E | TM150E | TM165 | TM180 | TS100 | TS110**MOTOR****Lucas Indiel:** 35261445**EQUIVALENTE / Equivalent****Lucas Indiel:** 35261625**1720****IMPULSOR DE PARTIDA DO MOTOR DE ARRANQUE**

STARTER DRIVE / IMPULSOR DE PARTIDA

FOTO / Photo pg. 297

**APLICAÇÃO / Application / Aplicación****BMW:** Série 1 | Série 3 | Série 5 | Série 6 | Série 7 | X1 | X3 2.0 2.5 e 3.0 | X5 | X6 | Z4 2.2 2.5 e 3.0 - **Toyota:** Auris 1.2 Turbo 2015... | Auris 1.4 2007...2009 | Auris 1.6 2006...2012 | Auris E15 1.8 2009...2012 | Auris i E15 1.8 2007... | Auris Touring Sports 1.6 Turbo 2013... | Avensis 1.6 e 2.0 2008...2018 | Aygo 1.0 2005...2014 | Celica | Corolla 1.4 2002...2007 | Corolla 1.6 2002...2007 | Corolla 1.6 2013...2019 | Corolla 1.8 2013...2019 | Corolla Verso 1.6 16V 2010... | Verso 1.6 e 1.8 16V 2009... | Yaris 1.4 2005...2011**MOTOR****BMW:** 12417515390 | 12417515391 | 12417524843 | 12417610348 - **Bosch:** 0001107423 | 0001107424 | 0001107425 | 0001107426 | 0001107433 | 0001107434 | 0001107442 | 0001107443 | 0001107448 | 0001107449 | 0001107514 | 0001107525 | 0001107526 | 0001107529 | 0001107530 | 0001107531 | 0001122201 - **Toyota:** 281000D130 | 281000N010 | 281000Q021 | 281000T030 | 281000T090 | 281000Q02100**EQUIVALENTE / Equivalent****Bosch:** 1006209799 | 1006209826 | 1006209981 | 1006209982 | 1006210235 - **WAI:** 549105**1722****IMPULSOR DE PARTIDA DO MOTOR DE ARRANQUE**

STARTER DRIVE / IMPULSOR DE PARTIDA

FOTO / Photo pg. 297

**APLICAÇÃO / Application / Aplicación****Daihatsu:** Rocky F80 - **Especial/Special:** Motocicletas - **JCB:** Escavadeira - **Mazda:** B2200 - **Toyota:** 2S | 2Y | 2Y 2.2 | 3Y | Camry | Carina | Celica | Corolla | Dyna | Hilux | JR 7 | MR 2 | Tercel - **ZEN:** Utiliza Pinhão ZEN 9186**MOTOR****Daihatsu:** 2810072010 - **Ishikawajima:** 185086240 | 185086340 - **Kubota:** 1550463011 | 1574163011 - **Nippondenso:** 280004010 | 280004343 | 280004450 | 280005900 | 280005912 | 280006001 | 280006120 | 280006332 | 280006362 | 280006450 | 280006930 | 280007321 | 280007392 | 280007560 | 280007620 | 280008050 | 280008060 | 280008220 | 280008261 | 280008290 | 280008320 | 280008850 | 280009070 | 280009260 | 280009380 | 280009711 | 280009720 | 280009860 | 1280000101 | 1280000220 | 1280000230 | 1280000500 | 1280000510 | 1280001370 | 1280001440 | 1280001441 | 1280001520 | 1280001630 | 1280002060 | 1280003340 | 1280003350 | 1280003590 | 1280003670 | 1280003990 | 1280004420 | 1280005110 | 1280005261 | 1280005410 | 1280005700 | 1280005780 | 1280005781 | 1280005840 | 1280005850 | 1280007090 | 1280007100 | 1280007330 | 1280007680 | 1280007690 | 1280007912 | 1280008070 | 1280008080 | 1280008240 | 1280008560 | 2280000311 | 2280000580 | 2280000960 | 2280001100 | 2280001110 | 2280001710 | 2280002020 | 2280002121 | 2280002300 | 2280002610 | 2280002620 | 2280002682 | 2280002691 | 2280002701 | 2280002760 | 2280002770 | 2280002851 | 2280002880 | 2280003200 | 2280003290 | 2280004320 | 2280004330 - **Toyota:** 2810010040 | 2810010060 | 2810013010 | 2810015020 | 2810015040 | 2810015070 | 2810015130 | 2810015180 | 2810016020 | 2810016080 | 2810016110 | 2810027010 | 2810027030 | 2810027050 | 2810027060 | 2810031010 | 2810034060 | 2810034080 | 2810034100 | 2810041060 | 2810042040 | 2810042050 | 2810044030 | 2810044050 | 2810045033 | 2810045050 | 2810051031 | 2810060070 | 2810063020 | 2810063050 | 2810072010 | 2810072020 | 2810072030 | 2810072040 | 2810072050 | 2810072060 | 2810072070 | 2810072090 | 2810072100 | 2810072110 | 2810073010**EQUIVALENTE / Equivalent****Cargo:** 132004 - **Honda:** 31204657617 - **Ishikawajima:** 185866150 - **Isuzu:** 8941291870 - **Kubota:** 1550463041 - **Lester:** 16248 | 16251 | 16578 | 16586 | 16600 | 16612 | 16674 | 16735 | 16736 | 16737 | 16759 | 16760 | 16761 | 16786 | 16790 | 16802 | 16821 | 16823 | 16825 | 16826 | 16827 | 16828 | 16829 | 16831 | 16833 | 16834 | 16837 | 16878 | 16892 | 16895 | 16906 | 16911 | 16913 | 17002 | 17003 | 17027 | 17125 | 17143 | 17171 | 17240 | 17251 | 17256 | 17345 | 17420 | 17422 | 17481 | 17487 | 17521 | 17530 | 17537 | 18181 | 18182 - **Nippondenso:** 0283001600 | 0283001601 | 0283001602 | 0283001603 | 0283001790 | 0283001791 | 0283001800 | 0283002000 | 0283002110 | 0283002111 | 0283002270 | 0283003630 | 0283003631 | 0283004160 | 0283006940 - **Toyota:** 2801120540 | 2801126041 | 2801126042 | 2801135030 | 2810110710 - **Unipoint:** SD5053**1723****IMPULSOR DE PARTIDA DO MOTOR DE ARRANQUE**

STARTER DRIVE / IMPULSOR DE PARTIDA

FOTO / Photo pg. 297

**APLICAÇÃO / Application / Aplicación****Subaru:** Brat H4 1.8L 1781cc 1980...1983 | DL H4 1.6L 1595cc 1981...1983 | DL H4 1.8L 1781cc 1980...1983 | GL H4 1.8L 1781cc 1980...1983 | GL H4 1.8L 1781cc wo/Turbo 1985...1989 | GL-10 H4 1.8L 1781cc wo/Turbo 1985...1989 | GLF H4 1.8L 1781cc VIN 4 1981...1982 | RX H4 1.8L 1781cc 1985...1989 | Standard H4 1.8L 1781cc VIN 5 1981...1982 | Standard H4 1.8L 1781cc VIN 5 1987**MOTOR****Denso:** 280008580 | 1280002830 | 1280007200 | 1280007770 - **Unipoint:** STR8044**EQUIVALENTE / Equivalent****Denso:** 0280993150 | 0283005701 - **WAI:** 5482403

**1725****IMPULSOR DE PARTIDA DO MOTOR DE ARRANQUE**

STARTER DRIVE / IMPULSOR DE PARTIDA

FOTO / Photo pg. 297

APLICAÇÃO / Application / Aplicación

Hitachi: Motores Estacionários

**1726****IMPULSOR DE PARTIDA DO MOTOR DE ARRANQUE**

STARTER DRIVE / IMPULSOR DE PARTIDA

FOTO / Photo pg. 297

APLICAÇÃO / Application / Aplicación

Valtra: Motores M100R | Trator

MOTOR

Lucas Indiel: 35259360

EQUIVALENTE / Equivalent

Lucas Indiel: 229697 | 35259697

**1727****IMPULSOR DE PARTIDA DO MOTOR DE ARRANQUE**

STARTER DRIVE / IMPULSOR DE PARTIDA

FOTO / Photo pg. 297

APLICAÇÃO / Application / Aplicación

Nissan: Armada 2.4WD | Sentra 1.8 | Terrano 2.4WD

EQUIVALENTE / Equivalent

Mitsubishi: M191T23371

**1729****IMPULSOR DE PARTIDA DO MOTOR DE ARRANQUE**

STARTER DRIVE / IMPULSOR DE PARTIDA

FOTO / Photo pg. 297

APLICAÇÃO / Application / Aplicación

Especial/Special: Motores ZM

**1731****IMPULSOR DE PARTIDA DO MOTOR DE ARRANQUE**

STARTER DRIVE / IMPULSOR DE PARTIDA

FOTO / Photo pg. 297

APLICAÇÃO / Application / Aplicación

Ashok LeyLand: Lay Land Hino J Ser | Ônibus H Serie 6 Cil

EQUIVALENTE / Equivalent

Lucas: 26242815

**1733****IMPULSOR DE PARTIDA DO MOTOR DE ARRANQUE**

STARTER DRIVE / IMPULSOR DE PARTIDA

FOTO / Photo pg. 297

APLICAÇÃO / Application / Aplicación

Especial/Special: Cooplantio - Jinma: Trator 25HP | Trator 45HP

MOTOR

ZM: 8148001 | 8148002

**1734****IMPULSOR DE PARTIDA DO MOTOR DE ARRANQUE**

STARTER DRIVE / IMPULSOR DE PARTIDA

FOTO / Photo pg. 297

APLICAÇÃO / Application / Aplicación

Honda: Civic 2006... | CRV

MOTOR

Honda: 4280005010 - Nippondenso: 4280003410 | 4280005011 | 4280005290

EQUIVALENTE / Equivalent

Nippondenso: 0283008870

**1735****IMPULSOR DE PARTIDA DO MOTOR DE ARRANQUE**

STARTER DRIVE / IMPULSOR DE PARTIDA

FOTO / Photo pg. 297

APLICAÇÃO / Application / Aplicación

Renault: Clio | Duster 1.6 | Fluence | Kangoo | Laguna 1.6 16V | Megane 1.6 16V | Sandero | Scenic 1.6 16V

MOTOR

Nissan: 233001105R - Valeo: FS10B3

EQUIVALENTE / Equivalent

Valeo: 501490 | 1201728

**1736****IMPULSOR DE PARTIDA DO MOTOR DE ARRANQUE**

STARTER DRIVE / IMPULSOR DE PARTIDA

FOTO / Photo pg. 297

APLICAÇÃO / Application / Aplicación

Volkswagen: Caminhão 5140 | Caminhão 8150

MOTOR

Bosch: F000AL0132 | F000AL0133 | F000AL0140 | F000AL0141

EQUIVALENTE / Equivalent

Bosch: F000AL2660

**1740****IMPULSOR DE PARTIDA DO MOTOR DE ARRANQUE**

STARTER DRIVE / IMPULSOR DE PARTIDA

FOTO / Photo pg. 297

APLICAÇÃO / Application / Aplicación

Mercedes Benz: K6 | Sprinter

MOTOR

Bosch: 0001108409 | 0001108410 | 0001108441 | 0001108442 | F000AL0901 | F000AL0903

EQUIVALENTE / Equivalent

Bosch: F000AL2824

**1741****IMPULSOR DE PARTIDA DO MOTOR DE ARRANQUE**

STARTER DRIVE / IMPULSOR DE PARTIDA

FOTO / Photo pg. 298

APLICAÇÃO / Application / Aplicación

Volkswagen: Gol G4

MOTOR

Bosch: 5W0911023 | F000CD0802 | F000CD08A2

EQUIVALENTE / Equivalent

Bosch: F000CD1315

**1743****IMPULSOR DE PARTIDA DO MOTOR DE ARRANQUE**

STARTER DRIVE / IMPULSOR DE PARTIDA

FOTO / Photo pg. 298

APLICAÇÃO / Application / Aplicación

Ford: Cargo

MOTOR

Bosch: F002G20904 - Ford: BC4511001BA

EQUIVALENTE / Equivalent

Bosch: F002G20724

**1744****IMPULSOR DE PARTIDA DO MOTOR DE ARRANQUE**

STARTER DRIVE / IMPULSOR DE PARTIDA

FOTO / Photo pg. 298

APLICAÇÃO / Application / Aplicación

Tramontini: Tratores Tramontini

**1745****IMPULSOR DE PARTIDA DO MOTOR DE ARRANQUE**

STARTER DRIVE / IMPULSOR DE PARTIDA

FOTO / Photo pg. 298

APLICAÇÃO / Application / Aplicación

General Motors/Chevrolet: Agile 1.4 | Celta 1.0 | Classic 1.0 | Cobalt 1.4 e 1.8 | Cruze 1.8 | Montana 1.4 | Novo Prisma LT e LTZ Com Motor 1.0L e 1.4L SPE/4 (SOCH) 2013...2018 | Onix Com Motor 1.0 e 1.4 SPE/4 (SOCH) 2013...2018 | Spin 1.8

MOTOR

General Motors/Chevrolet: 24579009 - Remy: 8000444 | 8000660

EQUIVALENTE / Equivalent

Remy: 10524174



**1751****IMPULSOR DE PARTIDA DO MOTOR DE ARRANQUE**

STARTER DRIVE / IMPULSOR DE PARTIDA

FOTO / Photo pg. 298

**APLICAÇÃO / Application / Aplicación**

**Atlas:** Carregadeira Ar 105, 105 E TCD 4,1 L4 105kW Tier 4i | Carregadeira Ar 95 e Super TCD 4,1 L4 95kW Tier 4i | Escavadeira 160W TCD2012 L06 2V 143HP Tier 3 | Escavadeira 190LC TCD2012 L06 2V 143HP Tier 4 | Escavadeira 340LC TCD2013 L06 2V 226PS Tier 4 | Manipuladora de Materiais 180MH, 200MH TCD2012 L06 2V 143HP Tier 4 | Manipuladora de Materiais 350MH TCD2013 L06 2V 226PS Tier 4 | Manipuladora de Materiais 400MH TCD6,1 L6 238PS Tier 4i | Manipuladora de Materiais 520MH TCD2013 L06 2V248PS | Rolos Compactadores AW 1110, AW 1120 TCD2012 L04 96kW | Rolos Compactadores AW 1130, AW 1140 TCD2012 L04 103kW

**Atlas Copco:** Compressores XAHS 146 C3, XAS 186 C3, XATS 156 C3 Deutz TCD 2012 4 Cil. 82kW | Compressores XAHS 186 C3, XAVS 166C3 Deutz TCD 2013 4 Cil. 104kW | Máquina Fresadora de Asfalto PL1000T TCD2012 L06 2V 6 Cil 150kW - **Bomag:** Terraplanadora BM 500/15, BM 600/15 - **Claas:** Máquina Scorpion 7030 Deutz TCD 2012 L04 2V 102HP | Máquina Scorpion 7040 Deutz TCD 2012 L04 120HP | Máquina Scorpion 7045 Deutz TCD 2012 L04 140HP | Máquina Scorpion 7055 TCD 4,1 L4 115kW Tier 4i | Máquina Scorpion 9040 Deutz TCD 2012 L04 140HP | Máquina Scorpion 9055 TCD 4,1 L4 | Máquina Scorpion 6030 TD2011 L04 75kW - **Deutz:** Tratores K410, K420, K430, K610 Deutz TCD2012 L04 | Tratores M600, M610, M620 Deutz 2012 L06 2V | Tratores M640, M650 Deutz 2012 L06 4V - **KHD:** Motor Náutico BFM1012 | Motores BF6L913, BF6L913C 6 Cil | Motores F3L912, F3L913 3 Cil | Motores F4L912, F4L913 4 Cil | Motores F6L912, F6L913 6 Cil - **Lamborghini:** Tratores R3 85, 100 Evo Deutz 2012 EURO II - **Liebherr:** Escavadora A309 Litronic TCD2012 L04 2V 4Cil 65kW | Escavadora A311 Litronic TCD2011 L04V 4Cil 68kW | Escavadora R313 Litronic TCD2012 L04 2V 4Cil 75kW | Escavadora R317 TCD2013 L04V III-A 90kW - **Volvo Penta:** Motor Náutico T5D5A 150HP

**MOTOR**

Iskra: AZF4302 | AZF4309 | AZF4310 | AZF4312 | AZF4313 | AZF4314 | AZF4339 | 11132114 | 11132137 | 11132138 | 11132140 | 11132141 | 11132142 | 11132231

**EQUIVALENTE / Equivalent**

Iskra: 16911910

**1752****IMPULSOR DE PARTIDA DO MOTOR DE ARRANQUE**

STARTER DRIVE / IMPULSOR DE PARTIDA

FOTO / Photo pg. 298

**APLICAÇÃO / Application / Aplicación**

**Citroën:** Berlingo | C3 | Xsara Picasso - **Fiat:** 1.9 JTD MJ | 500 | Doblo 1.3 | Fiorino | Grande Punto | Idea | Linea 1.3 D Multijet | Qubo 1.3 D Multijet - **Lancia:** Musa 1.3 - 1.9 JTD MJ | Ypsilon - **Maruti:** Dzire | Swift | SX4 - **Mercedes Benz:** Classe A 140 - 160 - **Opel:** Agile | Astra H GTC 1.3 CDTI | Corsa D | Meriva | Tigra 1.3 CDTI - **Peugeot:** 206 | Partner | Ranch - **Renault:** Clio | Kangoo - **Tata:** Manza | Vista

**MOTOR**Citroën: 9648644680 - **Suzuki:** 31100M86J10 | 31100M86J11 | 31100M86J12 - **Valeo:** D6G1 | D6G3 | D6G5 | D6G32 | D6G33 | D6G98**EQUIVALENTE / Equivalent**Valeo: 191601 | 192978 | 406575 - **WAI:** 549455**1753****IMPULSOR DE PARTIDA DO MOTOR DE ARRANQUE**

STARTER DRIVE / IMPULSOR DE PARTIDA

FOTO / Photo pg. 298

**APLICAÇÃO / Application / Aplicación****Tramontini:** Tratores Tramontini TR18**EQUIVALENTE / Equivalent**

Tramontini: 20210088

**1754****IMPULSOR DE PARTIDA DO MOTOR DE ARRANQUE**

STARTER DRIVE / IMPULSOR DE PARTIDA

FOTO / Photo pg. 298

**APLICAÇÃO / Application / Aplicación****Bobcat:** Carregador de Madeira - **Clark:** Mini Carregadeira - **John Deere:** Colheitadeira de Algodão | Trator**MOTOR**

Iskra: AZE4603 | AZE4620 | AZE4648 | AZE4649 | AZE4653 | AZE4654 | AZE4655 | 11131063 | 11131221 | 11131752 | 11131753 | 11131772 | 11131788 | 11131789

**EQUIVALENTE / Equivalent**

Iskra: 16908746

**1755****IMPULSOR DE PARTIDA DO MOTOR DE ARRANQUE**

STARTER DRIVE / IMPULSOR DE PARTIDA

FOTO / Photo pg. 298

**APLICAÇÃO / Application / Aplicación**

**Citroën:** C3 2010... | C4 2010... - **Fiat:** 500 1.4 Fire 2009... | Doblo 1.3 Fire 2001...2006 | Doblo 1.4 Fire 2009...2016 | Fiorino 1.3 Fire 2004...2012 | Fiorino 1.4 Fire Fly 2013... | Grand Siena 1.4 Fire 2012...2016 | Idea 1.4 Fire 2010...2016 | Mobi 1.0 Fire 2016... | Palio 1.4 Fire 2005...2017 | Palio Weekend 1.4 Fire 2005...2010 | Uno 1.4 Fire 2010...

**Peugeot:** 2008 Motor EC5 1.6 2015... | 206 Motor TU3 1.4 2004...2010 | 207 Motor TU5 1.6 2008...2014 | 208 Motor TU4 1.5 2013...2016 | 307 Motor TU5 1.6 2002...2011 | 308 Motor EC5 1.6 2012 | Hoggar Motor TU3 1.4 2010...2014 | Partner Motor TU5 1.6 2005...2007 - **Renault:** Logan | Sandero 1.0 2012...

**MOTOR**Citroën: 9807775680 - **Nissan:** 233000799R - **Valeo:** 495105 | FS10B4 | TSC1010 | TSC1015**EQUIVALENTE / Equivalent**

Valeo: 501493 | 501496 | 1200580 | 1206998

**1756****IMPULSOR DE PARTIDA DO MOTOR DE ARRANQUE**

STARTER DRIVE / IMPULSOR DE PARTIDA

FOTO / Photo pg. 298

**APLICAÇÃO / Application / Aplicación**

**Dacia:** Logan 2004 | Logan Express 2009 | Logan MCV 2007 | Logan Pick Up 2008 - **Ford:** Focus 2013... - **Renault:** Clio Grandtour 2008 | Clio II 1998 | Clio II Box 1998 | Clio III 2005 | Grand Scenic II 2004 | Kangoo 1997 | Kangoo 2008 | Kangoo Express 1997 | Kangoo Express 2008 | Laguna III 2007 | Laguna III Grandtour 2007 | Logan Estate 2007 | Megane III Coupe 2008 | Megane III Grandtour 2008 | Megane III Hatchback 2008 | Megane CC 2010 | Megane II 2002 | Megane II Coupe-Cabriolet 2003 | Megane II Estate 2003 | Megane II Saloon 2003 | Modus 2004 | Scenic II 2003 | Thalia 1998 | Twingo 2007

**MOTOR**

**Dacia:** 7711497567 | 8200306595 | 8200836473 - **Ford:** 8V2111000BC | 8V2111000BD | 8V2111000BE - **Mitsubishi:** MOT87881 | M000T87881 - **Remy:** DRS3985  
**Renault:** 233003329R - **Valeo:** TS12E9 | TS12E10 | 8V2111000BC | 8V2111000BD | 8V2111000BE

**EQUIVALENTE / Equivalent**

**Valeo:** 195041 | 195334 | 438224 | 458388

**1757****IMPULSOR DE PARTIDA DO MOTOR DE ARRANQUE**

STARTER DRIVE / IMPULSOR DE PARTIDA

FOTO / Photo pg. 298

**APLICAÇÃO / Application / Aplicación**

**Renault:** Duster 2.0 | Grand Scenic III 1.9 dCi | Megane III 1.9 dCi | Scenic III 1.9 dCi

**MOTOR**

**Bosch:** 0001107477 | 0001108428 | 0001108429

**EQUIVALENTE / Equivalent**

**Bosch:** 1006209849 | 1006209940

**1758****IMPULSOR DE PARTIDA DO MOTOR DE ARRANQUE**

STARTER DRIVE / IMPULSOR DE PARTIDA

FOTO / Photo pg. 298

**APLICAÇÃO / Application / Aplicación**

**Citroën:** Berlingo 1.6 HDI | C2 1.6 HDI | C3 1.6 16V HDI | C4 1.6 HDI | C5 1.6 HDI | Xsara Picasso 1.6 HDI - **Peugeot:** 1007 1.6 HDI | 206 1.6 HDI | 207 1.6 HDI | 307 1.6 HDI | 308 1.6 HDI | 407 1.6 HDI | Expert 1.6 HDI | Partner 1.6 HDI | Partner Teepe 1.6 HDI

**MOTOR**

**Valeo:** TS22E26

**EQUIVALENTE / Equivalent**

**Valeo:** 157391 | 193751

**1759****IMPULSOR DE PARTIDA DO MOTOR DE ARRANQUE**

STARTER DRIVE / IMPULSOR DE PARTIDA

FOTO / Photo pg. 298

**APLICAÇÃO / Application / Aplicación**

**Honda:** City | Fit

**MOTOR**

**Nippondenso:** 4280005800

**1761****IMPULSOR DE PARTIDA DO MOTOR DE ARRANQUE**

STARTER DRIVE / IMPULSOR DE PARTIDA

FOTO / Photo pg. 298

**APLICAÇÃO / Application / Aplicación**

**Cadillac:** Escalade V8 6.2L 2015...2016 - **General Motors/Chevrolet:** Silverado 1500 V6 4.3L 2014...2016 | Silverado 1500 V8 5.3L 2014...2016 | Silverado 1500 V8 6.2L 2014...2016 | Suburban V8 5.3L 2015...2016 | Tahoe V8 5.3L 2015...2016 - **GMC:** Sierra 1500 V6 4.3L 2014...2016 | Sierra 1500 V8 5.3L 2014...2016 | Sierra 1500 V8 6.2L 2014...2016 | Yukon V8 5.3L 2015...2016 | Yukon V8 6.2L 2015...2016 | Yukon XL V8 5.3L 2015...2016 | Yukon XL V8 6.2L 2015...2016 - **Nissan:** March 1.6 | Versa

**MOTOR**

**General Motors/Chevrolet:** 12655055 | 183117860 - **Lester:** 10910 - **Mitsubishi:** MOT24072 | M000T24072 | M000T32175ZC - **Nissan:** 233001HK0A

**EQUIVALENTE / Equivalent**

**Mitsubishi:** M191T15271

**1762****IMPULSOR DE PARTIDA DO MOTOR DE ARRANQUE**

STARTER DRIVE / IMPULSOR DE PARTIDA

FOTO / Photo pg. 298

**APLICAÇÃO / Application / Aplicación**

**Nissan:** Cube 1.8 | Livina | Sentra 2.0 | Tiida 1.8 | Xtrail 2.0

**MOTOR**

**Hitachi:** S114902A | S114902B - **Nissan:** 23300EN20A | 23300EN20B

**1763****IMPULSOR DE PARTIDA DO MOTOR DE ARRANQUE**

STARTER DRIVE / IMPULSOR DE PARTIDA

FOTO / Photo pg. 298

**APLICAÇÃO / Application / Aplicación**

**Citroën:** Berlingo 1.1, 1.4 e 1.6 | C2 1.1, 1.4 e 1.6 | C3 1.1, 1.4 e 1.6 | Saxo 1.0, 1.1, 1.4 e 1.6 | Xsara 1.4 e 1.6 | Xsara Picasso 1.6 - **Renault:** Clio III 1.1 e 1.2 | Kangoo 1.2 e 1.2 16V

**MOTOR****Valeo:** TS8E2 | TS8E6**EQUIVALENTE / Equivalent****Valeo:** 193512 | 594726**1764****IMPULSOR DE PARTIDA DO MOTOR DE ARRANQUE**

STARTER DRIVE / IMPULSOR DE PARTIDA

FOTO / Photo pg. 299

**APLICAÇÃO / Application / Aplicación**

**Ford:** Fusion L4 2.3L 140cid 2006...2009 | Fusion L4 2.5L 2488cc 152cid 2010 | Ranger 2.5 Duratec 2012...2016 - **Mazda:** 3 L4 2.0L 1998cc 122cid VIN F 2012 | 3 L4 2.0L 1998cc 122cid VIN G 2012 | 3 L4 2.0L 1999cc 122cid 2010 | 3 L4 2.0L 1999cc 122cid VIN F 2011...2012 | 3 L4 2.0L 1999cc 122cid VIN G 2011...2012 | 3 L4 2.0L 2000cc 122cid 2010 | 3 L4 2.0L 2000cc 122cid VIN F 2011...2012 | 3 L4 2.3L 2260cc 2004...2009 | 3 L4 2.3L 2260cc 138cid 2006 | 5 L4 2.3L 2260cc 2006...2010 | 5 L4 2.3L 2260cc 138cid 2007...2010 | 6 2.3L Non-Turbo, Gas (L3) 2003 | 6 2.3L Non-Turbo, Gas (L3) 2006...2007 | 6 2.3L Non-Turbo, Gas (L3) 2009 | 6 L4 2.3L 2260cc 2003...2005 | 6 L4 2.3L 2260cc 2008 | 6 L4 2.3L 2260cc 138cid 2008 | 6 L4 2.3L 2260cc 138cid w/Turbo 2006...2007 | 6 L4 2.3L 2260cc w/Turbo 2006...2007 | 6 L4 2.5L 2488cc 152cid 2009...2010 | CX-7 L4 2.3L 2260cc 2007...2009 - **Mercury:** Milan L4 2.3L 140cid 2006...2009 | Milan L4 2.5L 2488cc 152cid 2010 - **Nissan:** Altima L4 2.4L 2389cc 2001 | Armada V8 5.6L 5552cc FLEX 2010...2014 | Frontier V6 3.3L 3275cc 2002...2004 | Titan V8 5.6L 5552cc FLEX 2011...2014 | XTerra V6 3.3L 3275cc 2002...2004

**MOTOR**

**Ford:** 6E5T11000AB | AB3911000CA - **Mitsubishi:** M0T37671 | M0T87681 | M0T87781 | M0T88481 | M0T90685 | MT87781ZC | M000T37671 | M0T37671ZT | M0T87781ZC | M0T90685ZC | M000T37671ZT | M000t88481ZC | M000T88482ZC

**EQUIVALENTE / Equivalent****Mitsubishi:** 15471 | 19971 | M191X19971 - **WAI:** 548346**1765****IMPULSOR DE PARTIDA DO MOTOR DE ARRANQUE**

STARTER DRIVE / IMPULSOR DE PARTIDA

FOTO / Photo pg. 299

**APLICAÇÃO / Application / Aplicación**

**BMW:** 125i 3.0L 2996cc 2008...2013 | 135i 3.0L 2979cc 2008...2013 | 5 Séries Active Hybrid 3.0L 2979cc 2011...2013 | 523i 3.0L 2996cc 2010...2013 | 528i 3.0L 2996cc 2010...2013 | 530Li 3.0L, N52B30AF, Non-Turbo 2013...2014 | 730i 3.0L 2996cc 2008...2013 | 740i 3.0L 2979cc 2008...2013 | X3 3.0L 2979cc 2011...2013 | X3 3.0L 2996cc 2011...2013 | Z4 2.5L 2497cc 2009...2013 | Z4 3.0L 2979cc 2009...2013 | Z4 3.0L 2996cc 2009...2013

**MOTOR****Valeo:** TS12E36**1766****IMPULSOR DE PARTIDA DO MOTOR DE ARRANQUE**

STARTER DRIVE / IMPULSOR DE PARTIDA

FOTO / Photo pg. 299

**APLICAÇÃO / Application / Aplicación**

**ZEN:** Utilizado no Impulsor ZEN 0750 | Utilizado no impulsor ZEN 0816 | Utilizado no impulsor ZEN 0817 | Utilizado no impulsor ZEN 0818 | Utilizado no Impulsor ZEN 0954 | Utilizado no impulsor ZEN 1201

**1767****IMPULSOR DE PARTIDA DO MOTOR DE ARRANQUE**

STARTER DRIVE / IMPULSOR DE PARTIDA

FOTO / Photo pg. 299

**APLICAÇÃO / Application / Aplicación**

**ZEN:** Utilizado no Impulsor ZEN 0921 | Utilizado no Impulsor ZEN 0946 | Utilizado no Impulsor ZEN 0947 | Utilizado no Impulsor ZEN 1097 | Utilizado no Impulsor ZEN 1215 | Utilizado no Impulsor ZEN 1601

**MOTOR****Denso:** 280003641 | 280003642 | 280004323 | 280004343 | 280004450 | 280004540 | 280004940 | 280005060 | 280005730**EQUIVALENTE / Equivalent****Denso:** 0283002081 | 0283002220 | 0283002222 | 0283005300 | 0283005730 | 0283006850 | 0283007000**1768****IMPULSOR DE PARTIDA DO MOTOR DE ARRANQUE**

STARTER DRIVE / IMPULSOR DE PARTIDA

FOTO / Photo pg. 299

**APLICAÇÃO / Application / Aplicación****Volkswagen:** Amarok 2.0 BiTDI | Amarok 2.0 BiTDI 4motion | Amarok 2.0 TDI | Amarok 2.0 TDI 4motion**MOTOR****Valeo:** TS22ER12 | TS22ER13 - **Volkswagen:** 2H0911023 | 2H0911023AX**EQUIVALENTE / Equivalent****Valeo:** 595683

**1769****IMPULSOR DE PARTIDA DO MOTOR DE ARRANQUE**

STARTER DRIVE / IMPULSOR DE PARTIDA

FOTO / Photo pg. 299

APLICAÇÃO / Application / Aplicación

Mitsubishi: L200 Triton

**1770****IMPULSOR DE PARTIDA DO MOTOR DE ARRANQUE**

STARTER DRIVE / IMPULSOR DE PARTIDA

FOTO / Photo pg. 299

APLICAÇÃO / Application / Aplicación

**Hyundai:** IX35 | Santa Fé L4 2.0L 1998cc 122cid 2013 | Sonata L4 2.0L 1998cc 122cid VIN B 2011...2012 | Tucson L4 2.0L 1975cc VIN B 2011...2012 | Tucson L4 2.4L 2359cc VIN C 2011...2012 - **Kia:** Forte Koup L4 2.0L 1998cc 122cid 2011...2013 | Forte Koup L4 2.4L 2359cc 2011...2013 | Forte L4 2.0L 1998cc 122cid 2011...2013 | Forte L4 2.4L 2359cc 2011...2013 | Forte5 L4 2.0L 1998cc 122cid 2012...2013 | Forte5 L4 2.4L 2359cc 2012...2013 | Optima L4 2.0L 1998cc 122cid 2012...2013 | Sportage L4 2.0L 1998cc 122cid 2011...2013 | Sportage L4 2.4L 2359cc 2011...2013

MOTOR

Hyundai: 361002G200 - Remy: 8000357

EQUIVALENTE / Equivalent

Hyundai: 361452G000 - WAI: 54198

**1771****IMPULSOR DE PARTIDA DO MOTOR DE ARRANQUE**

STARTER DRIVE / IMPULSOR DE PARTIDA

FOTO / Photo pg. 299

APLICAÇÃO / Application / Aplicación

**Chrysler:** Avenger L4 2.4L 2360cc 144cid 2008...2010 | Caliber L4 1.8L 1798cc 110cid 2007...2009 | Caliber L4 2.0L 1998cc 122cid 2007...2010 | Caliber L4 2.0L 1998cc 122cid VIN A 2011...2012 | Caliber L4 2.4L 2360cc 144cid 2007...2010 | Caliber L4 2.4L 2360cc 144cid VIN A 2011 | Journey L4 2.4L 2360cc 144cid 2009...2010 | Sebring L4 2.4L 2360cc 144cid 2007...2010 - **Dodge Truck:** Compass L4 2.0L 1998cc 122cid 2007...2010 | Compass L4 2.0L 1998cc 122cid VIN A 2011...2013 | Compass L4 2.4L 2360cc 144cid 2007...2010 | Journey L4 2.4L 2360cc 144cid VIN B 2011 - **Fiat:** Freemont - **Hyundai Truck:** Magentis V6 2.7L 2656cc 2007...2009 | Optima V6 2.7L 2656cc 2007...2009 | Rondo V6 2.7L 2656cc 2007...2009 | Santa Fé V6 2.7L 2656cc 2007...2009 - **Jeep Truck:** Compass L4 2.4L 2360cc 144cid VIN B 2011...2013 | Patriot L4 2.0L 1998cc 122cid 2007...2013 | Patriot L4 2.4L 2360cc 144cid 2007...2013

MOTOR

Chrysler: 05034555AA - Mitsubishi: MOT32071 | M000T32071 | M000T32071ZC - Valeo: 1250313

EQUIVALENTE / Equivalent

Mitsubishi: 1X18 - Valeo: 7D24B

**1772****IMPULSOR DE PARTIDA DO MOTOR DE ARRANQUE**

STARTER DRIVE / IMPULSOR DE PARTIDA

FOTO / Photo pg. 299

APLICAÇÃO / Application / Aplicación

Especial/Special: Jumps Auto - Massey Ferguson: Especial/Special

**1774****IMPULSOR DE PARTIDA DO MOTOR DE ARRANQUE**

STARTER DRIVE / IMPULSOR DE PARTIDA

FOTO / Photo pg. 299

APLICAÇÃO / Application / Aplicación

**Citroën:** Berlingo 2.0 - **Dacia:** Duster 1.5 | Logan 1.5 | Sandero 1.5 - **Fiat:** Ulisse 2.2 - **Nissan:** Kubistar 1.5 | Note 1.5 | Qashqai 1.5 | Tiida 1.5 - **Renault:** Clio II e III 1.5 | Kangoo Be Bop 1.5 | Megane II e III 1.5 | Modus 1.5 | Scenic II e Grand Scenic II 1.5 | Thalia 1.5 | Twingo 1.5

MOTOR

Mitsubishi: MOT20871 | MOT21471 | M1T80481 | M000t20871ZE

EQUIVALENTE / Equivalent

Mitsubishi: M191T19271

**1775****IMPULSOR DE PARTIDA DO MOTOR DE ARRANQUE**

STARTER DRIVE / IMPULSOR DE PARTIDA

FOTO / Photo pg. 299

APLICAÇÃO / Application / Aplicación

**Hyundai:** Elantra L4 2.0L 1975cc 2005...2006 | I30 2.0 | Tiburon L4 2.0L 1975cc 2005...2006 - **Hyundai Truck:** Tucson L4 2.0L 1975cc 2005...2009 - **Kia:** Soul | Spectra 5 L4 2.0L 1975cc 2006 | Spectra L4 2.0L 1975cc 2006 | Sportage L4 2.0L 1975cc 2005...2006

MOTOR

Hyundai: 3610023071 | 3610023161 | 3610023171 - Valeo: 1195921 | 1195922 | 1196228

EQUIVALENTE / Equivalent

Hyundai: 3614523171 - Valeo: 1L22B

**1776****IMPULSOR DE PARTIDA DO MOTOR DE ARRANQUE**

STARTER DRIVE / IMPULSOR DE PARTIDA

FOTO / Photo pg. 299

APLICAÇÃO / Application / Aplicación

General Motors/Chevrolet: S10 2.8 Diesel 2012...2014 | TrailBlazer 2.8 Diesel 2012...

**1776****IMPULSOR DE PARTIDA DO MOTOR DE ARRANQUE**

STARTER DRIVE / IMPULSOR DE PARTIDA

FOTO / Photo pg. 299

**MOTOR****General Motors/Chevrolet:** 55564374 - **Valeo:** TS22E20**EQUIVALENTE / Equivalent****Valeo:** 195202 | 595724**1777****IMPULSOR DE PARTIDA DO MOTOR DE ARRANQUE**

STARTER DRIVE / IMPULSOR DE PARTIDA

FOTO / Photo pg. 299

**APLICAÇÃO / Application / Aplicación****Hyundai:** HB20 1.6 - **Kia:** Rio 1.6**MOTOR****Hyundai:** 361003101 | 3610003101 | 361002B102 - **Valeo:** 1201942 | 1201952**EQUIVALENTE / Equivalent****Hyundai:** 361452B102 - **Valeo:** 2H08 - **WAI:** 549450**1778****IMPULSOR DE PARTIDA DO MOTOR DE ARRANQUE**

STARTER DRIVE / IMPULSOR DE PARTIDA

FOTO / Photo pg. 299

**APLICAÇÃO / Application / Aplicación****Hyundai:** Accent L4 1.6 1591cc 97cid 2012...2013 | HB20 1.0 | Veloster L4 1.6 1591cc 97cid 2012 - **Kia:** Cerato 1.6 | Forte 1.6, 2.0 e 2.4 | Rio L4 1.6 1591cc 2012 | Soul L4 1.6 1591cc 2010...2012**MOTOR****Hyundai:** 361002B100 - **Valeo:** 1195239**EQUIVALENTE / Equivalent****Hyundai:** 3613911140 - **Valeo:** 2E11**1779****IMPULSOR DE PARTIDA DO MOTOR DE ARRANQUE**

STARTER DRIVE / IMPULSOR DE PARTIDA

FOTO / Photo pg. 299

**APLICAÇÃO / Application / Aplicación****Fiat:** Bravo II 1.4 | Doblo 1.4 | Grand Punto 1.4 | Grand Siena 1.4 | Idea 1.2 | Palio 1.4 | Panda 1.1, 1.2, 1.4 | Punto 1.4 | Strada - **Lancia:** Musa 1.4 | Ypsilon 1.4**MOTOR****Fiat:** 51899848 | 55193356 - **Hitachi:** S114905 | S114906 | S114907 | S114951A | S114951B**1780****IMPULSOR DE PARTIDA DO MOTOR DE ARRANQUE**

STARTER DRIVE / IMPULSOR DE PARTIDA

FOTO / Photo pg. 299

**APLICAÇÃO / Application / Aplicación****Nissan:** Frontier Turbo Diesel 2007...2012**MOTOR****Hitachi:** S14413C - **Nissan:** 23300EB71E**1781****IMPULSOR DE PARTIDA DO MOTOR DE ARRANQUE**

STARTER DRIVE / IMPULSOR DE PARTIDA

FOTO / Photo pg. 300

**APLICAÇÃO / Application / Aplicación****Jac:** J3 | J3 Turin**MOTOR****Jhaem:** L21580 | QDY1289 | 1043100GG010**EQUIVALENTE / Equivalent****Jac:** 11A20**1784****IMPULSOR DE PARTIDA DO MOTOR DE ARRANQUE**

STARTER DRIVE / IMPULSOR DE PARTIDA

FOTO / Photo pg. 300

**APLICAÇÃO / Application / Aplicación****Lucas Indiel:** M101R | M95R - **Volkswagen:** Caminhões Motor MWM Serie X-10 e 229**MOTOR****Prestolite:** 35261990 | 35262170 | 35262550 | 35262170AM**EQUIVALENTE / Equivalent****Prestolite:** 35262268

**1785****IMPULSOR DE PARTIDA DO MOTOR DE ARRANQUE**

STARTER DRIVE / IMPULSOR DE PARTIDA

FOTO / Photo pg. 300

APLICAÇÃO / Application / Aplicación

Cummins: Especial/Special - Ford: Cargo - Lucas Indiel: M101R - Volkswagen: Titan

MOTOR

Lucas Indiel: 35262420 | 35261635AM | 35262160AM

EQUIVALENTE / Equivalent

Lucas Indiel: 35261899

**1786****IMPULSOR DE PARTIDA DO MOTOR DE ARRANQUE**

STARTER DRIVE / IMPULSOR DE PARTIDA

FOTO / Photo pg. 300

APLICAÇÃO / Application / Aplicación

Especial/Special: Jumps Auto

**1787****IMPULSOR DE PARTIDA DO MOTOR DE ARRANQUE**

STARTER DRIVE / IMPULSOR DE PARTIDA

FOTO / Photo pg. 300

APLICAÇÃO / Application / Aplicación

Ford: Ecosport 2.0 Duratec Manual 2012...2017 | Focus 2.0 Duratec Manual

MOTOR

Valeo: FS14B1

EQUIVALENTE / Equivalent

Valeo: 501494

**1788****IMPULSOR DE PARTIDA DO MOTOR DE ARRANQUE**

STARTER DRIVE / IMPULSOR DE PARTIDA

FOTO / Photo pg. 300

APLICAÇÃO / Application / Aplicación

Ford: Ecosport 2.0 Duratec Automático | Focus 2.0 Duratec Automático - Hyundai: Elantra

MOTOR

Ford: CN1511000BA | CN15111000CA - Hyundai: 361002E120 - Valeo: 495117 | FS14B2 | 1195411

EQUIVALENTE / Equivalent

Valeo: 501492

**1790****IMPULSOR DE PARTIDA DO MOTOR DE ARRANQUE**

STARTER DRIVE / IMPULSOR DE PARTIDA

FOTO / Photo pg. 300

APLICAÇÃO / Application / Aplicación

Fiat: Ducato 2.3 Multijet Diesel | Ducato 110 | Ducato 120 | Ducato 130 | Ducato 150 - Peugeot: Boxer

MOTOR

Bosch: 0001115078 | 0001115079 | 0001115114 | 0001115115 | 0001115116 | 0001115117

EQUIVALENTE / Equivalent

Bosch: 1006209834 | 1006209864

**1791****IMPULSOR DE PARTIDA DO MOTOR DE ARRANQUE**

STARTER DRIVE / IMPULSOR DE PARTIDA

FOTO / Photo pg. 300

APLICAÇÃO / Application / Aplicación

Ford: New Fiesta | Nova Ecosport 2013

MOTOR

Ford: CN1511000CA - Valeo: FS10B2

EQUIVALENTE / Equivalent

Valeo: 1202517

**1794****IMPULSOR DE PARTIDA DO MOTOR DE ARRANQUE**

STARTER DRIVE / IMPULSOR DE PARTIDA

FOTO / Photo pg. 300

APLICAÇÃO / Application / Aplicación

Hyundai: H100 2.5 Diesel | HR 2.5 Diesel | Porter | Starex - Kia: Bongo | Sorento

MOTOR

Hyundai: 361004A100 | 361004A150 - Remy: 8000534 | 8000837

**1794****IMPULSOR DE PARTIDA DO MOTOR DE ARRANQUE**

STARTER DRIVE / IMPULSOR DE PARTIDA

FOTO / Photo pg. 300

EQUIVALENTE / Equivalent

Hyundai: 361454A100

**1796****IMPULSOR DE PARTIDA DO MOTOR DE ARRANQUE**

STARTER DRIVE / IMPULSOR DE PARTIDA

FOTO / Photo pg. 300

APLICAÇÃO / Application / Aplicación

Agrale: M790 | M90ID | M93 | M95W | Trator 4100 | Trator 4100.4 | Trator 4118 | Trator M790 | Trator M90ID

MOTOR

Unipoint: STR3302

EQUIVALENTE / Equivalent

Agrale: 7010010016006

**1797****IMPULSOR DE PARTIDA DO MOTOR DE ARRANQUE**

STARTER DRIVE / IMPULSOR DE PARTIDA

FOTO / Photo pg. 300

APLICAÇÃO / Application / Aplicación

Especial/Special: Maruti

**1799****IMPULSOR DE PARTIDA DO MOTOR DE ARRANQUE**

STARTER DRIVE / IMPULSOR DE PARTIDA

FOTO / Photo pg. 300

APLICAÇÃO / Application / Aplicación

Mahindra: Xylo

MOTOR

Lucas TVS: 26024256A

EQUIVALENTE / Equivalent

Lucas TVS: 26242763

**1800****IMPULSOR DE PARTIDA DO MOTOR DE ARRANQUE**

STARTER DRIVE / IMPULSOR DE PARTIDA

FOTO / Photo pg. 300

APLICAÇÃO / Application / Aplicación

Hyundai: Azera | Entourage GLS Mini Passenger Van 4-Door | Genesis Coupe | Genesis Sedan 4-Door 3.8 | Santa Fé | Sonata GLS Sedan 4-Door | Veracruz - Kia: Amanti | Borrego | Forte Koup | Magentis | Optima | Rondo | Sorento

MOTOR

Hyundai: 3610025020 | 361002CC00 | 361003C150 - Remy: 8000169 | 8000300 | 8000340

EQUIVALENTE / Equivalent

Hyundai: 3614525010 - WAI: 54195

**1801****IMPULSOR DE PARTIDA DO MOTOR DE ARRANQUE**

STARTER DRIVE / IMPULSOR DE PARTIDA

FOTO / Photo pg. 300

APLICAÇÃO / Application / Aplicación

Dacia: Logan 1.4, 1.6, 16V | Sandero 1.4, 1.6 - Renault: Clío II 1.4, 1.6 16V | Kangoo 1.6, 16V | Megane I 1.4

MOTOR

Mitsubishi: M0T45071 | M0T45171 | M0T45371

EQUIVALENTE / Equivalent

Dacia: 6001547546 - Mitsubishi: M191X243BT

**1803****IMPULSOR DE PARTIDA DO MOTOR DE ARRANQUE**

STARTER DRIVE / IMPULSOR DE PARTIDA

FOTO / Photo pg. 300

APLICAÇÃO / Application / Aplicación

Seat: Ateca 1.5 2018... | Leon 1.5 2018... | Mii 1.0 2012... | Tarraco 1.5 2019... - Skoda: Citigo 1.0 2012... | Octavia 1.5 2019... | Octavia 2.0 2017... | Scala 1.0 2019... | Scala 1.5 2019... - Volkswagen: Arteon 1.5 2017... | Arteon 2.0 2018... | California 2.0 2015... | Caravelle 2.0 2015... | Fox 1.0 (motor 3 cilindros) | Golf Sportsvan 1.5 2017... | Golf VII 1.5 2018... | Golf VII 2.0 2018... | Golf VII 1.2 TSI 2013... | Multivan 2.0 2015... | Passat 1.5 2018... | Polo 1.5 2018... | Polo 2.0 2018... | Polo 2.0R WRC 2013... | Sharan 1.4 2018... | T-Cross 1.0 2018... | T-Cross 1.4 2019... | Tiguan 1.5 2018... | Touran 1.5 2018... | Transporter 2.0 2015... | Up! 1.0 2012...

MOTOR

Bosch: 0001177000 | 0001177001 | 0001177006 | 0001177007 | 0001177008 | 0001177009 | 0001179500 | 0001179501 | 0001179602 | 0001179603 | 0001179608 | 0001179609 - Volkswagen: 02M911021H | 02M911022F | 02M911024Q | 02M911024R | 0AM911022C | 02M911022FX

**1803****IMPULSOR DE PARTIDA DO MOTOR DE ARRANQUE**

STARTER DRIVE / IMPULSOR DE PARTIDA

FOTO / Photo pg. 300

**EQUIVALENTE / Equivalent****Bosch:** 0399D73168 | 0399D73303 | 1006210271 | 1006385069**1805****IMPULSOR DE PARTIDA DO MOTOR DE ARRANQUE**

STARTER DRIVE / IMPULSOR DE PARTIDA

FOTO / Photo pg. 300

**APLICAÇÃO / Application / Aplicación**

**Agrale:** Caminhão 13000 Com Motor MWM 6.10 TCA | Caminhões 10.000, 14.000 e 14.000 6X2 Com Motor MWM MaxxForce 4.8H. EURO V 01/2012... | Caminhões 6000, 8500 e 9200 Com Motores MWM 4.10 TCA e MWM 4.12 TCE | Chassis MA 7.9, MA8.5, MA9.2, MA10.0, MA12.0, MA15.0 e MT12.0 Com Motores MWM 4.10 TCA e MWM 4.12 TCE | Furgon 8000 Com Motor MWM 4.10 TCA | Ônibus MA12.0, MA15.0, MT15.0 LE, MA10.0 e MA9.2 Com Motor MWM MaxxForce 4.8HEURO V 01/2012... | Ônibus Volare W8, W9 e V8 Com Motores MWM 4.10 TCA ...2008 | Ônibus W8, W9 e V8 Com Motores MWM 4.12 TCE 2008... - **BMW:** Motor MWM 4.10TCA AGRAL CAMINHAO 8500D | Motor MWM 4.12TCE Agrale MA 12 185CV | Motor MWM 4.12TCE ITEC MIDI BUS (América Latina) | Pulverizadora Montana Parruda 2627M e 2627H Com Motor MWM 4.10L TCA 07/2012... - **Case:** Motoniveladora 845, 845.2, FG 140.2 | Motoniveladora RG140B e 845 com transmissão ZF | Pá Carregadeira W20, 521D, 621D, W130

**Fiat Allis:** Pá Carregadeira FR128 - Substitui 10479654 | Trator de Esteira 7D - Substitui 10479654 - **Ford:** Caminhões C1722e (4x2), C2422e(6x2), C2622e (6x4), C2428e (6x2), C2628e (6x4) Com Motor Cummins Eletrônico ISB (4 e 6 Cilindros) ...03/2011 | Caminhões C815e (4x2), C1317e (4x2), C1517e (4x2), C1717e (4x2) Com Motor Cummins Eletrônico ISB (4 e 6 Cilindros) ...03/2011 - **Freightliner:** Caminhões M2 Com Motor MB906/904 - **Mercedes Benz:** Axor 1419, 1719, 1726, 1726 4x4, 1729S, 2426 6x2 e 2429 6x2 Com Motores eletrônicos 24V OM 924 LA e OM 926 LA - Euro V 01/2012... | Axor 1933, 2533, 2826, 2828, 2831 Com Motores eletrônicos OM906 e OM 926 | Caminhões 710, 712E, 1418R, 1720, 1720K, L1620 - Chassi de Ônibus LO 712, LO 812 Com Motores mecânicos 12V OM 364 e OM 366) - 29MT | Caminhões 712C, 715, 714C, 915C, 1215, 1218EL, 1218L, 1418 EL, 1418L, 1718, 1725 | Caminhões Família Accelo: 815 e 1016 Com Motor eletrônico 24V OM 924 LA - Euro V 01/2012... | Caminhões Família Atron: 1319, 2324, 2729K (Basculante), 2729B (Betoneira) e 2729 Com Motores eletrônicos 24V OM 924 LA e OM 926 LA - Euro V 01/2012... | Chassi de ônibus LO 914, 0500M, 0500U, 0500R, OF 1417, OF1418, OF 1518, OF 1721, Com Motores eletrônicos 24V OM 904, OM 906, OM 924 e OM 926 | Família Atego (1315, 1418, 1518, 1718, 1725, 2425), L1318, 2423B, 2423K, L1620 | Fora de Estrada Família Axor: 2831K (Basculante), 2831B (Betoneira) e 2831P (Plá Com Motor eletrônico 24V OM 926 LA - Euro V 01/2012... | Ônibus Boxer e Torino Com Motor OM904/906 12V | Ônibus Rodoviário O500M 1826 BUGGY e O500R 1830 Com Motor eletrônico OM926 LA - Euro V 01/2012... | Ônibus Urbano OF1519, OF1721, OF1724, O500M 1826, O500U 1826 Com Motores eletrônicos 24V OM 924 LA e OM 926 LA - Euro V 01/2012... | Rodoviário Família Axor 1933 e 2533 Com Motor eletrônico 24V OM 926 LA - Euro V 01/2012... - **Navistar:** Ônibus 4700 Com Motor MWM 4.8L euro II y III - **New Holland:** Motoniveladora 140 | Pá Carregadeira 12C | Trator de Esteira 7D - **Remy:** Serie 29MT Ger.II (Antigo) - **Volkswagen:** Caminhões 17-250E, 24-250E Com Motor Cummins ISB 4 e 6 cil ...09/2009 | Caminhões 17-250E, 24-250E Com Motor Cummins ISB 4 e 6 cil 10/2009... | Caminhões 8-150 Eletr Delivery Puls, 9-150E, 10-150E, 13-180E, 15-190E 06/2009... | Caminhões 9-150 Eletr Delivery Com Motor Cummins 01/2010... | Caminhões constellation 13-180, 15-180, 17-260, 26-260E, 31-260E Motor MWM Eletrônico 4 e 6 Cilindros | Caminhões Worker 8-120 EuroII e III. 13-180 Euro II e III, 15-180 Euro III. 17-18 Motor MWM 4 e 6 cilindros | Delivery 5.150, 8.160 e 9.160 3.8L Com Motor Cummins ISF (Euro V) 01/2012... | Ônibus 17-230EOD/V-tronic e 17-260EOD/V-tronic Motor MWM Eletrônico 4 e 6 Cilindros com Transmissão ZF | Ônibus 8-150 ODC / FEB, 9-150 ODC Com Motor Cummins ISB 4 e 6 cil | Ônibus 8.120 OD Euro II e III Motor MWM 4 cilindros - **Volvo:** VM 210, 260, 310 Com Motores MWM 4.12TCE e 6.12TCE ...12/2011 - **ZEN:** Utiliza Pinhão ZEN 12954 | Utiliza Pinhão ZEN 12955 | Utiliza Pinhão ZEN 12956 | Utiliza Pinhão ZEN 12957 | Utiliza Pinhão ZEN 12961

**MOTOR**

**Remy:** 8200003 | 8200004 | 8200014 | 8200054 | 8200064 | 8200065 | 8200103 | 8200138 | 8200196 | 8200231 | 8200292 | 8200295 | 8200296 | 8200297 | 8200326 | 8200331 | 8200357 | 8200386 | 8200387 | 8200400 | 8200474 | 8200478 | 8200495 | 8200511 | 8200512 | 8200564 | 8200816 | 8200826 | 8200848 | 8200853 | 8200854 | 8200875 | 8200882 | 8200884 | 8200885 | 8200886 | 8200887 | 8200889 | 8200890 | 19011400 | 19011402 | 19011403 | 19011407

**EQUIVALENTE / Equivalent****Remy:** 10515810 | 10515811**1806****IMPULSOR DE PARTIDA DO MOTOR DE ARRANQUE**

STARTER DRIVE / IMPULSOR DE PARTIDA

FOTO / Photo pg. 301

**APLICAÇÃO / Application / Aplicación****Scania:** 124 - **ZEN:** Utiliza Pinhão ZEN 12839**MOTOR****Bosch:** 0001261025**EQUIVALENTE / Equivalent****Bosch:** 2007010160 | 6033AD5359**1807****IMPULSOR DE PARTIDA DO MOTOR DE ARRANQUE**

STARTER DRIVE / IMPULSOR DE PARTIDA

FOTO / Photo pg. 301

**APLICAÇÃO / Application / Aplicación****Ford:** Ranger 2.2 Duratorq 2019... | Ranger 3.2 Duratorq 2016...**MOTOR****Ford:** AB3911000AA | AB3911000BA - **Lester:** 30629 - **Mitsubishi:** M002T85971 | M002T86071 | M002T85971ZT | M002T86071ZT**EQUIVALENTE / Equivalent****Mitsubishi:** M191T96571



**1808****IMPULSOR DE PARTIDA DO MOTOR DE ARRANQUE**

STARTER DRIVE / IMPULSOR DE PARTIDA

FOTO / Photo pg. 301

**APLICAÇÃO / Application / Aplicación**

**Mercedes Benz:** Actros 1832, 1836, 1841, 1844 | Actros 1846, 1850, 1851, 1854, 1858 | Actros 2632, 2636, 2641, 2644 | Actros 2646, 2650, 2651, 2654, 2655 e 2658 | Axor 2006 e 3344 - **Renault:** FR1 - Iliade FRH - GTX - GTXE - RTX - TX | Iliade GT - GTC - GTE | Magnum AE | Manager | Maxter - **ZEN:** Utiliza Pinhão ZEN 12967

**MOTOR**

**Mitsubishi:** M9T80071 | M9T80472 | M9T80473 | M9T82071 | M9T82479 | M9T83671

**EQUIVALENTE / Equivalent**

**Mitsubishi:** 90571 | M191T90271

**1809****IMPULSOR DE PARTIDA DO MOTOR DE ARRANQUE**

STARTER DRIVE / IMPULSOR DE PARTIDA

FOTO / Photo pg. 301

**APLICAÇÃO / Application / Aplicación**

**Case:** Case IH C9 | Colheiteadeira de cana A8000 e A8800 com Motor Case IH C9 - **Cummins:** Motores C e ISC de 8,3 litros - **Ford:** Cargo 1622, 1630, 2422, 2425, 2622, 2626, 2630, 2631, 3222, 4030 6CTAA 8,3 litr com motor Cummins | Cargo Eletrônico - 1932, 2632, 2932, 4532 e 5032 com motor Cummins ISL 8.3L 03/2011... | Cargo Eletrônico - 2632, 2932, 4532 e 5032(Substituído por 38MT 8200486) ...03/2011 - **Freightliner:** M2 106 com motor Cummins ISB - **Navistar:** Caminhões Durastar com motor DT466 | Caminhões Workstar com motor DT466 - **Random:** Caminhão Florestal RK 628C-F com motor Scania DC9 | Caminhões Fora de Estrada RK- 430B, RK-430M, RK 628 C, RK 628 C-R com motores Scania DC09 - **Remy:** 38MT - **Scania:** Modelo: P 380 com motor DC 12 Euro 5 09/2006... | Modelo: P 420 com motor DC 12 Euro 3 09/2004...09/2006 | Modelo: P 420 com motor DC 12 Euro 5 09/2006... | Modelo: P 420 DT 12 com motor Euro 4 09/2004... | Modelo: P 470 com motor DT 12 Euro 3 | Modelo: P 470 com motor DT 12 Euro 3 09/2004...09/2005 | Modelo: P 480 com motor DT 12 Euro 4 09/2006... | Modelo: R 380 com motor DC 12 Euro 5 09/2006... | Modelo: R 420 com motor DC 12 Euro 3 02/2004...09/2006 | Modelo: R 420 com motor DC 12 Euro 5 02/2006... | Modelo: R 420 com motor DT 12 Euro 4 09/2004...08/2005 | Modelo: R 420 com motor DT 12 Euro 4 09/2005... | Modelo: R 470 com motor DT 12 Euro 3 04/2004...09/2006 | Modelo: R 470 com motor DT 12 Euro 4 09/2005...08/2006 | Modelo: R 480 com motor DT 12 Euro 4 09/2006... | Modelo: T 420 com motor DC 12 Euro 3 09/2004...10/2005 | Modelo: T 420 com motor DT 12 Euro 4 09/2004...10/2005 | Modelo: T 470 com motor DT 12 Euro 3 09/2004...10/2005 | Modelos: P 230, P 270, P 310 com motor DC 09 Euro 3 09/2004...09/2006 | Modelos: P 230, P 270, P 310 com motor DC 09 Euro 4 09/2005... | Modelos: P 340, P 380 com motor DC 11 Euro 3 09/2004...09/2006 | Modelos: P 340, P 380 com motor DC 12 Euro 4 09/2005... | Modelos: R 230, R 270, R 310 com motor DC 09 Euro 4 09/2005... | Modelos: R 340, R 380 com motor DC 11 Euro 3 09/2004...09/2006 | Modelos: R 340, R 380 com motor DC 12 Euro 4 09/2005... | Modelos: T 340, T 380 com motor DC 11 Euro 3 09/2004...10/2005 - **Volkswagen:** Caminhões 17-220, 17-310, 23-210, 23-220, 23-310, 24-220, 26-220, 26-260, 26-310 com motor Cummins 6CTAA 8.3 litros | Caminhões 18-310, 19-320, 31-320 | Caminhões 18.310 Titan Tractor | Caminhões 31-370, 25-370, 19-370 com motor 9,3 litros internacional | Ônibus 17-320 E, 18-320 EVO, 19-360 E, 24-320E, 25-320E, 25-370E, 25-400E Todos com motor Cummins | Ônibus 19320EOT Quéops evolution com motor Cummins ISC 8,3 litros | Titan Tractor e constellation com motor Cummins ISC 8,3 litros - **Volvo:** Caminhões FH12 e NH12. Substitui Melco - **ZEN:** Utiliza Pinhão ZEN 13130 | Utiliza Pinhão ZEN 13138

**MOTOR**

**Remy:** 8200005 | 8200025 | 8200053 | 8200072 | 8200075 | 8200077 | 8200078 | 8200242 | 8200356 | 8200486 | 8200733 | 19026027 | 19026035

**EQUIVALENTE / Equivalent**

**Remy:** 10512095 | DR10512095 - **WAI:** 541404

**1810****IMPULSOR DE PARTIDA DO MOTOR DE ARRANQUE**

STARTER DRIVE / IMPULSOR DE PARTIDA

FOTO / Photo pg. 301

**APLICAÇÃO / Application / Aplicación**

**Fiat Allis:** Motoniveladora FG 170, FG 170.2, FG 200 e FG 200.2 - **Freightliner:** Cascadia com motor Cummins ISX | Cascadia com motor DD13, DD15, DD16 | Cascadia com motor Detroit S60 | Cascadia com motor MBE4000 | Century com motor CAT C15, Detroit S60 | Century com motor MBE4000 | Coronado com motor Cummins ISX | Coronado com motor DD15, DD16, DD13 | M2 106 com motor Cummins ISC | M2 112 com motor DD13 | Motor Cat C10/C12/C15, C11/C13/C15 Acert Cummins ISX, ISM, N14 e DDC 60 Séries | Motor MBE 4000 | Severe Duty com motor Cummins ISX | Severe Duty com motor DD13 - **Mack:** Caminhões Granite com motor Mack MP8 | Caminhões Granite com motor Mack MP8 | Caminhões Pinnacle com motor Mack MP8 | Caminhões TerraPro com motor Mack MP8 - **Navistar:** Caminhões Paystar com motor Cummins ISX/Cat | Caminhões Prostar com motor Cummins ISX/Cat. | Caminhões Transtar com motor Cummins ISX/Cat. - **New Holland:** Motoniveladora 170 e 200 | Motoniveladora 865, 865.2, 885 e 885.2 - **Remy:** 39MT | Geração III - **Volvo:** Caminhões VHD com motor Cummins ISX | Caminhões VHD com motor D12 | Caminhões VN com motor Cummins ISX | Caminhões VN com motor D12 | Motor Cummins ISX | Motor D12 - **ZEN:** Utiliza Pinhão ZEN 13117 | Utiliza Pinhão ZEN 13118 | Utiliza Pinhão ZEN 13119

**MOTOR**

**Remy:** 8200050 | 8200081 | 8200085 | 8200087 | 8200090 | 8200101 | 8200201 | 8200287 | 8200288 | 8200289 | 8200290 | 8200291 | 8200308 | 8200329 | 8200330 | 8200417 | 8200421 | 8200431 | 8200433 | 8200434 | 8200435 | 8200436 | 8200446 | 8200468 | 8200469 | 8200519 | 8200572 | 8200605 | 8200606 | 8200699 | 8200719 | 8600612 | 19011514 | 19011518 | 19011519 | 19011521 | 19011522 | 19011523 | 19011524 | 19011527 | 19011529

**EQUIVALENTE / Equivalent**

**Remy:** 10526468 | DR10526468 - **WAI:** 7618119

**1811****IMPULSOR DE PARTIDA DO MOTOR DE ARRANQUE**

STARTER DRIVE / IMPULSOR DE PARTIDA

FOTO / Photo pg. 301

**APLICAÇÃO / Application / Aplicación**

**Case:** Colheiteadeira de Cana A7000 e A7700 com motor Cummins | Motoniveladora 865, 865.2, 885 e 885.2 - **Cummins:** Geradores Cummins C350 D6, C400 D6 com motor Cummins NTA855 - **Fiat Allis:** Motoniveladora - FG 170, FG 170.2, FG 200 e FG 200.2 | Trator de Esteira FD170 - **Freightliner:** Cascadia com motor Cummins ISX | Cascadia com motor Detroit S60 | Cascadia com motor MBE4000 | Century com motor CAT C15, Detroit S60 | Century com motor MBE4000 | Coronado com motor Cummins ISX | M2 106 com motor Cummins ISC | Motor Cat C10/C12/C15, C11/C13/C15 Acert, Cummins ISX, ISM, N14 e DDC 60 Séries | Motor MBE 4000 | Prestolite MS2-510, MS2-511, MS2-514 | Severe Duty com motor Cummins ISX | Substitui Mitsubishi FL0379, MIB970379. Denso 428000-4451 | Substitui Mitsubishi MK0077, 009T70077, 8MJ4298AM e VV0977. Denso 428000-4420, 4 - **Kenworth:** Motor Cat C10/C12, Cummins ISM, CatC9/C11/C13/C15 Acert e Cummins ISX | Prestolite MS2-500, MS2-501, MS2-502, MS2-503, MS2-504, MS2-507, MS2-510, MS2-51 | Substitui/Reemplaza Mitsubishi KW0779, M970979, M009T70979, PC0779, PC0979, PC13 | Substitui/Reemplaza Mitsubishi PC1479, PC1579, PC1779, PC1879, PB0979. Denso 428 - **Mack:** Caminhões Granite com motor Mack MP10 | Caminhões Granite com motor Mack MP7 | Caminhões Granite com motor Mack MP8 | Caminhões Mack com motor E-7 | Caminhões Mack com motor Mack MP7 | Caminhões Mack com motor Mack MP8 | Caminhões Pinnacle com motor Mack E7 | Caminhões Pinnacle com motor Mack MP10 | Caminhões Pinnacle com motor Mack MP7 | Caminhões Pinnacle com motor Mack MP8 | Caminhões TerraPro com motor Mack E7 | Caminhões TerraPro com motor Mack MP10 | Caminhões TerraPro com motor Mack MP7 | Caminhões TerraPro com motor Mack MP8 | Substitui Mitsubishi MK0077, M009T0077, 8MJ4298AM. Denso 428000-4430, 428000-444 | Substitui Mitsubishi MK1075, MK1078 | Substitui Mitsubishi MK2078

**Navistar:** Caminhões Paystar com motor Cummins ISX/Cat | Caminhões Prostar com motor Cummins ISX/Cat | Caminhões Transtar com motor Cummins ISX/Cat

**New Holland:** Motoniveladora 170 e 200 - **Peterbilt:** Denso 428000-4420, 428000-5190 | Motor Cat C10/C12, Cummins ISM, CatC9/C11/C13/C15 Acert e Cummins ISX 386, 388, com motor Cummins ISX | Prestolite MS2-500, MS2-501, MS2-502, MS2-503, MS2-504, MS2-510, MS2-511, MS2-514 | Substitui Mitsubishi KW0779, M970979, M009T70979, PC0779, PC0979, PC1379, PC1479 - **Remy:** 39MT | Geração II - **Volvo:** Caminhões VHD com motor Cummins ISX | Caminhões VHD com motor D12 | Caminhões VHD com motor 13L. Com motor Volvo D13 | Caminhões VN com motor 13L | Caminhões VN com motor Cummins ISX | Caminhões VN com motor D12 | Caminhões VN com motor 11L. Caminhões VHD com motor 11L. Motor Volvo D11 | Caminhões VN com motor 16L. Caminhões VHD com motor 16L. Com motor Volvo D16 | Motor D12 | Motor D12 Substitui Mitsubishi VV0279, 20430285, 85103338, M009T70279 e 20520903 | Prestolite MS2-500, MS2-501, MS2-502, MS2-503, MS2-504, MS2-507, MS2-510, MS2-51 | Prestolite MS2-500, MS2-502, MS2-503, MS2-504, MS2-507, MS2-509, MS2-511 | Substitui Mitsubishi 428000-4430, 428000-4440 | Substitui Mitsubishi 8MJ5439M, MK0077, 009T70077, 8MJ4298AM, VV0776 e VV0977. De | Substitui Mitsubishi IN0976, FL0579, FL0975, FL0777, M009T70579, MIB97059, MIB70 | Substitui Mitsubishi VV1076 Motor Cummins ISX | Substitui Mitsubishi VV1979 | Substitui Mitsubishi VV2079 - **ZEN:** Utiliza Pinhão ZEN 13130 | Utiliza Pinhão ZEN 13131 | Utiliza Pinhão ZEN 13132

**MOTOR**

**Remy:** 8200032 | 8200034 | 8200039 | 8200040 | 8200041 | 8200050 | 8200081 | 8200085 | 8200087 | 8200090 | 8200101 | 8200182 | 8200201 | 8200223 | 8200287 | 8200288 | 8200289 | 8200290 | 8200291 | 8200417 | 8200469 | 8200572 | 19011507 | 19011509 | 19011511 | 19011512 | 19011513 | 19011514 | 19011518 | 19011519 | 19011521 | 19011522 | 19011523 | 19011527 | 19011529

**EQUIVALENTE / Equivalent**

**Remy:** 10511410 | DR10511410 - **WAI:** 541401

**1812****IMPULSOR DE PARTIDA DO MOTOR DE ARRANQUE**

STARTER DRIVE / IMPULSOR DE PARTIDA

FOTO / Photo pg. 301

**APLICAÇÃO / Application / Aplicación**

**Citroën:** Berlingo 1.6 HDI | C1, C2, C3 1.4 Hdi e 1.6 Hdi | C4 1.6 16V Bio flex e 1.6 Hdi | C5 1.6 Hdi e 2.2 HDi | Picasso 1.6 16V Bio Flex e 1.6 Hdi | Xsara Picasso 1.6 HDI

**Peugeot:** 107, 1007, 206, 207, 307 e 308 1.4 e 1.6 HDi | 3008, 407 e 5008 1.6 HDi | Partner 1.6 HDi | Ranch 1.6 HDi - **Toyota:** Ayco 1.4 D

**MOTOR**

**Valeo:** D7G3 | D7G26 | 438166 | 438189 | 458185 | 458237 | TS18E13 | TS14E110

**EQUIVALENTE / Equivalent**

**Cargo:** 234819 - **Valeo:** 192929 | 194213 | 594631

**1813****IMPULSOR DE PARTIDA DO MOTOR DE ARRANQUE**

STARTER DRIVE / IMPULSOR DE PARTIDA

FOTO / Photo pg. 301

**APLICAÇÃO / Application / Aplicación**

**Toyota:** Corolla | Crown | Fortuner | Hiace | Hilux | Kijang Innova | Land Cruiser Prado

**MOTOR**

**Nippondenso:** 2810022040 | 4280000670 | 4280000680 | 4280001760 | 4280003370 | 4280003371 | 4280003372 | 4280004550 - **Toyota:** 281000D090 | 2810075190

**EQUIVALENTE / Equivalent**

**Toyota:** 2802173020 - **WAI:** 548275

**1814****IMPULSOR DE PARTIDA DO MOTOR DE ARRANQUE**

STARTER DRIVE / IMPULSOR DE PARTIDA

FOTO / Photo pg. 301

**APLICAÇÃO / Application / Aplicación**

**Audi:** A3 1900 BLS BKC BXE 2003...2009 | A3 Convertible (8P7) Eng.BLS 1.9 TDI 77kw BLS 2008...2009 - **Seat:** Altea (5P1) Eng BJB BKC BLS BXE 1.9 TDI 77kw BJB BKC BLS BXE 2004 | Altea (5P1) Eng BXF 1.9 TDI 66kw BKF 2009 | Altea (5P5 - 5P8) Eng BKC BLS BXE 1.9 TDI 77kw BKC BLS BXE 2006 | Altea (5P5 - 5P8) Eng BKF 1.9 TDI 66kw BKF 2009 | Altea (5P5 - 5P8) Eng. 1.9 TDI 4x4 77kw 2009...2010 | Altea 1896ccm BJB 1.9 TDI 2004...2015 | Altea 1896ccm BKC 1.9 TDI 2004...2015 | Altea XL 1896ccm BLS 1.9 TDI 2006...2015 | Altea XL 1896ccm BXE 1.9 TDI 2006...2015 | Altea XL 1968ccm BKD 2.0TDI 2006...2010 | Altea XL 1968ccm BMM 2.0TDI 2006...2010 | Altea XL 1968ccm BMM 2.0TDI 2006...2010 - **Volkswagen:** California 1896ccm AXB 1.9 TDI 2003...2009 | California 1896ccm AXC 1.9 TDI 2003...2009 | California 1896ccm BRR 1.9 TDI 2006...2009 | California 1896ccm BRS 1.9 TDI 2006...2009 | Transporter 1900 2003...2008

**1814****IMPULSOR DE PARTIDA DO MOTOR DE ARRANQUE**

STARTER DRIVE / IMPULSOR DE PARTIDA

FOTO / Photo pg. 301

**MOTOR**

**Bosch:** 0001123012 | 0001123013 | 0001123018 | 0001123019 | 0001124001 | 0001124002 | 0001124005 | 0001124006 | 0001125001 | 0001125007 | 0001125008 | 0001125011 | 0001125012 | 0001125013 - **Magneti Marelli:** 063521230120 | 944280203000 - **Magnetron:** 915109A

**EQUIVALENTE / Equivalent**

**Bosch:** 1006209621 | 1006209648 | 1006209786 | 1006209880 | 1006209962 - **Cargo:** 239967

**1815****IMPULSOR DE PARTIDA DO MOTOR DE ARRANQUE**

STARTER DRIVE / IMPULSOR DE PARTIDA

FOTO / Photo pg. 301

**APLICAÇÃO / Application / Aplicación**

**Iveco:** Daily 2008

**MOTOR**

**Bosch:** F000AL0143 - **Iveco:** 5801405959

**EQUIVALENTE / Equivalent**

**Bosch:** F000AL2813

**1816****IMPULSOR DE PARTIDA DO MOTOR DE ARRANQUE**

STARTER DRIVE / IMPULSOR DE PARTIDA

FOTO / Photo pg. 301

**APLICAÇÃO / Application / Aplicación**

**Toyota:** Etios Diesel

**EQUIVALENTE / Equivalent**

**Nippondenso:** 280210N080

**1818****IMPULSOR DE PARTIDA DO MOTOR DE ARRANQUE**

STARTER DRIVE / IMPULSOR DE PARTIDA

FOTO / Photo pg. 301

**APLICAÇÃO / Application / Aplicación**

**Jac:** Caminhão 1035

**1819****IMPULSOR DE PARTIDA DO MOTOR DE ARRANQUE**

STARTER DRIVE / IMPULSOR DE PARTIDA

FOTO / Photo pg. 301

**APLICAÇÃO / Application / Aplicación**

**DongFeng:** Caminhões

**EQUIVALENTE / Equivalent**

**DongFeng:** 3708NDH12

**1820****IMPULSOR DE PARTIDA DO MOTOR DE ARRANQUE**

STARTER DRIVE / IMPULSOR DE PARTIDA

FOTO / Photo pg. 301

**APLICAÇÃO / Application / Aplicación**

**Ford:** Focus I 1400 Zetec S 1998...2005 | Focus I 1600 Zetec S 1998...2005

**MOTOR**

**Ford:** 98AB11000BB | 98AB11000BC | 98AB11000BD | 98AB11000CB | 98AB11000CC | 98AB11000CD | YS4U11000AA | YS4U11000AB | YS4U11000BA

**1822****IMPULSOR DE PARTIDA DO MOTOR DE ARRANQUE**

STARTER DRIVE / IMPULSOR DE PARTIDA

FOTO / Photo pg. 301

**APLICAÇÃO / Application / Aplicación**

**Citroën:** Berlingo | C2 | C3 | C4 | C5 | DS3 | XSara - **Peugeot:** 206 | 207 | 208 | 304 | 407 - **Renault:** 19 | Clio | Espace | Kangoo | Laguna | Megane | Rapid Box | Scenic | Thalia | Trafic Box

**MOTOR**

**Valeo:** D6RA101 | D6RA104 | D6RA105 | D6RA110 | D6RA115

**EQUIVALENTE / Equivalent**

**Valeo:** 188595 | 191448 | 594382

**1823****IMPULSOR DE PARTIDA DO MOTOR DE ARRANQUE**

STARTER DRIVE / IMPULSOR DE PARTIDA

FOTO / Photo pg. 301

**APLICAÇÃO / Application / Aplicación**

**Audi:** A3 1.9 TDI, 2.0 TDI, 3.2 V6 quattro - **Seat:** Altea 1.9 TDI, 2.0 TDI - **Volkswagen:** Caddy III 2.0 SDI | Golf IV 1.9 TDI e 2.0 TDI | Golf IV 3.2 R32 4Motion | Golf V Touran 1.9 TDI e 2.0 TDI | Multivan 3.2 V6 4Motion | Transporter 1.9 TDI

**1823****IMPULSOR DE PARTIDA DO MOTOR DE ARRANQUE**

STARTER DRIVE / IMPULSOR DE PARTIDA

FOTO / Photo pg. 301

**MOTOR****Bosch:** 0001123014 | 0001123015 | 0001123016 | 0001123017 | 0001123020 | 0001123021**EQUIVALENTE / Equivalent****Bosch:** 1006209785 | 1006209961**1824****IMPULSOR DE PARTIDA DO MOTOR DE ARRANQUE**

STARTER DRIVE / IMPULSOR DE PARTIDA

FOTO / Photo pg. 302

**APLICAÇÃO / Application / Aplicación**

**Audi:** A1 1.6 TDI Start/Stop | A3 1.6 TDI Start/Stop - **Skoda:** Fabia 1.2 TDI e 1.6 TDI Start/Stop | Roomster 1.2 TDI e 1.6 TDI Start/Stop | Superb 1.6 TDI Start/Stop  
**Volkswagen:** Caddy III 1.6 TDI Start/Stop | Crafter 2.0 TDI Start/Stop | Golf VI 1.6 TDI Start/Stop | Passat 1.6 TDI e 2.0 TDI Start/Stop | Polo 1.2 TDI e 1.6 TDI Start/Stop | Touran 1.6 TDI Start/Stop

**MOTOR****Valeo:** ESW20ER121**EQUIVALENTE / Equivalent****Valeo:** 198159**1825****IMPULSOR DE PARTIDA DO MOTOR DE ARRANQUE**

STARTER DRIVE / IMPULSOR DE PARTIDA

FOTO / Photo pg. 302

**APLICAÇÃO / Application / Aplicación****Ford:** Ka 2014... | Ka +**MOTOR****Ford:** E3B511000AA | EB3511000AA - **Valeo:** TSC10B1**EQUIVALENTE / Equivalent****Valeo:** 501495 | 1204813**1826****IMPULSOR DE PARTIDA DO MOTOR DE ARRANQUE**

STARTER DRIVE / IMPULSOR DE PARTIDA

FOTO / Photo pg. 302

**APLICAÇÃO / Application / Aplicación**

**Audi:** A1 1.2 TFSI - 1.4 TFSI Start/Stop | A1 1.6 TDI - 2.0 TDI Start/Stop | A3 1.2 TFSI - 1.4 TFSI Start/Stop | A3 1.6 TDI - 2.0 TDI Start/Stop - **Seat:** Altea XL 1.2 TSI - 1.4 TSI Start/Stop | Altea XL 1.6 TDI - 2.0 TDI Start/Stop | Ibiza V 1.2 TDI - 1.6 TDI Start/Stop | Ibiza V 1.2 TSI - 1.4 TSI Start/Stop | Leon 1.4 TSI Start/Stop | Leon 1.6 TDI - 2.0 TDI Start/Stop | Toledo IV 1.2 TSI Start/Stop | Toledo IV 1.6 TDI Start/Stop - **Skoda:** Fabia 1.2 12V - TSI Start/Stop | Fabia 1.2 TDI - 1.6 TDI Start/Stop | Octavia 1.2 TSI Start/Stop | Octavia 1.6 TDI - 4x4 - 2.0 TDI - 4x4 Start/Stop | Rapid 1.2 TSI Start/Stop | Rapid 1.6 TDI Start/Stop | Roomster 1.2 TDI - 1.6 TDI Start/Stop | Roomster 1.2 TSI Start/Stop | Superb 1.6 TDI Start/Stop | Yeti 1.4 TSI Start/Stop | Yeti 1.6 TDI Start/Stop - **Volkswagen:** Caddy III 1.6 TDI Start/Stop | CC 1.8 TSI Start/Stop | EOS 1.4 TSI Start/Stop | Golf VI 1.2 TFSI - 1.4 TSI Start/Stop | Golf VI 1.6 TDI - 4motion Start/Stop | Jetta IV 1.2 TSI - 1.6 TDI Start/Stop | Multivan V 2.0 TDI Start/Stop | Passat 1.4 TSI - Eco/MultiFuel Start/Stop | Passat 1.6 TDI - 2.0 TDI Start/Stop | Passat 1.8 TSI - ALLTRACK Start/Stop | Polo 1.2 - TSI - 1.4 TSI Start/Stop | Polo 1.2 - TSI Start/Stop | Polo 1.2 TDI - 1.4 TDI - 1.6 TDI Start/Stop | Scirocco 1.4 TSI Start/Stop | Touran 1.6 TDI Start/Stop | Transporter V 2.0 TDI Start/Stop

**MOTOR****Bosch:** 0001142001 | 0001142003 | 0001142005 | 0001153001 | 0001153007 | 0001153009 | 0001153015 | 0399703052**EQUIVALENTE / Equivalent****Bosch:** 1006210172 | 1006210905**1827****IMPULSOR DE PARTIDA DO MOTOR DE ARRANQUE**

STARTER DRIVE / IMPULSOR DE PARTIDA

FOTO / Photo pg. 302

**APLICAÇÃO / Application / Aplicación**

**Daihatsu:** Light Trucks 2.5L DSL 1979...1993 | Light Trucks 2.8L DSL 6T - 6.9T 1979...1993 - **Fair:** 742 9D - 130 1980 - **General Motors/Chevrolet:** 7000 FWD Control 6 Cil. 1985...1992 | 8500 FWD Control 6 Cil. 1985...1992 - **Hino:** IW 1986...1994 | W04D 1983...1992 - **ZEN:** Utiliza Pinhão ZEN 9301

1827

## IMPULSOR DE PARTIDA DO MOTOR DE ARRANQUE

STARTER DRIVE / IMPULSOR DE PARTIDA

FOTO / Photo pg. 302

## MOTOR

**Daihatsu:** 2810047050 | 2810047051 | 2810087314 | 281008731A | 2810087601 - **Denso:** 280000972 | 280004800 | 280005300 | 280005301 | 280005490 | 280005510 | 280005511 | 280005520 | 280005530 | 280005531 | 280005532 | 280005541 | 280005542 | 280005543 | 280005550 | 280005551 | 280005552 | 280005553 | 280005560 | 280005561 | 280005570 | 280005571 | 280005580 | 280005581 | 280005593 | 280005620 | 280005651 | 280005652 | 280005690 | 280005691 | 280005692 | 280005693 | 280005832 | 280005833 | 280005834 | 280005835 | 280005850 | 280005860 | 280005861 | 280005862 | 280005863 | 280005864 | 280005870 | 280005871 | 280005890 | 280005891 | 280006010 | 280006012 | 280006013 | 280006021 | 280006022 | 280006200 | 280006201 | 280006290 | 280006291 | 280006292 | 280006340 | 280006341 | 280006461 | 280006560 | 280006561 | 280006590 | 280006591 | 280006640 | 280006870 | 280006871 | 280006872 | 280006880 | 280006881 | 280006882 | 280006890 | 280006891 | 280006892 | 280006893 | 280006900 | 280006901 | 280006910 | 280006911 | 280006912 | 280006950 | 280006951 | 280007140 | 280007240 | 280007241 | 280007242 | 280007400 | 280007451 | 280007452 | 280007810 | 280007811 | 280008070 | 280008071 | 280008072 | 280008400 | 280008490 | 280008491 | 280008500 | 280008501 | 280008561 | 280008562 | 280008840 | 280008841 | 280008842 | 280009331 | 280009332 | 280009333 | 280009770 | 281001442 | 283004551 | 283005090 | 1280000380 | 1280000381 | 1280000382 | 1280000383 | 1280000490 | 1280000520 | 1280000530 | 1280000531 | 1280000532 | 1280000972 | 1280000973 | 1280001000 | 1280001001 | 1280001010 | 1280001011 | 1280001561 | 1280001570 | 1280001571 | 1280001572 | 1280001573 | 1280001574 | 1280001580 | 1280001581 | 1280001582 | 1280001583 | 1280001584 | 1280001585 | 1280001790 | 1280002450 | 1280002470 | 1280002740 | 1280003080 | 1280003082 | 1280003512 | 1280003513 | 1280003514 | 1280004100 | 1280004101 | 1280004111 | 1280004112 | 1280004250 | 1280005090 | 1280005091 | 1280005300 | 1280005380 | 1280005381 | 1280005382 | 1280006170 | 1280006171 | 1280006172 | 1280006173 | 1280006180 | 1280006181 | 1280006182 | 1280006183 | 1280006184 | 1280006330 | 1280006810 | 1280006811 | 1280006812 | 1280006822 | 1280006823 | 1280006830 | 1280006831 | 1280006832 | 1280006833 | 1280006910 | 1280006911 | 1280006920 | 1280006921 | 1280007280 | 1280007281 | 1280007282 | 1280007283 | 1280007290 | 1280007291 | 1280007292 | 1280007293 | 1280007294 | 1280007360 | 1280007361 | 1280007362 | 1280007363 | 1280007600 | 1280007601 | 1280007602 | 1280007603 | 1280007604 | 1280007750 | 1280007920 | 1280007921 | 1280007922 | 1280007923 | 1280007932 | 1280007933 | 1280008061 | 1280008063 | 1280008064 | 1280009580 | 1280009581 | 1280009582 | 2280000270 | 2280000281 | 2280000282 | 2280000291 | 2280000292 | 2280000350 | 2280000351 | 2280000570 | 2280000571 | 2280000572 | 2280000573 | 2280000574 | 2280000575 | 2280001440 | 2280001590 | 2280001591 | 2280001661 | 2280001671 | 2280001790 | 2280001791 | 2280002110 | 2280002111 | 2280002470 | 2280002660 | 2280002800 | 2280003070 | 2280003080 | 2280003090 | 2280003100 | 2280003230 | 2280003710 | 2280003720 | 2280004240 | 2280005811 | 2280005830 | 2280006530 | 2280006572 | 2280007870 | 2280008470 | 2280009020 | 2280009050 | 2280009760 | 281001562A

**Hino:** 281001961 | 281001561A | 281001562A | 281001562B | 281001930A | 281001931A | 281001960A | 281001961A | 281001961B - **Isuzu:** 1811001410 | 5811240040

**Kubota:** 1418263011 | 1418263012 | 1418263041 - **Toyota:** 2801154010 | 2801177090 | 2810022060 | 2810022061 | 2810031625 | 2810032080 | 2810040290 | 2810040291 | 2810040510 | 2810042800 | 2810046030 | 2810046040 | 2810047030 | 2810047060 | 2810047090 | 2810047091 | 2810048011 | 2810054010 | 2810054023 | 2810054032 | 2810054042 | 2810054052 | 2810054061 | 2810054090 | 2810054120 | 2810054130 | 2810054140 | 2810054160 | 2810054190 | 2810054210 | 2810054220 | 2810054250 | 2810054300 | 2810054320 | 2810054370 | 2810054390 | 2810054430 | 2810054470 | 2810056030 | 2810056060 | 2810056070 | 2810056071 | 2810056100 | 2810056101 | 2810056110 | 2810056111 | 2810056120 | 2810056131 | 2810056132 | 2810056140 | 2810056150 | 2810056151 | 2810056161 | 2810056171 | 2810056180 | 2810056181 | 2810056220 | 2810056221 | 2810056222 | 2810056240 | 2810056241 | 2810056242 | 2810056260 | 2810056270 | 2810056281 | 2810056290 | 2810056320 | 2810056330 | 2810056340 | 2810064010 | 2810064070 | 2810064080 | 2810064090 | 2810064100 | 2810077090 | 2810078502 | 2810087601 | 2810096502 | 2830023040 | 2830023041 | 2830031960 | 2810047090C | 281002206171F - **Volvo:** 420760 | 1676822 | 8192262

## EQUIVALENTE / Equivalent

**Daihatsu:** 2801154010 - **Denso:** 0253001730 | 0283001730 | 0283002011 | 0283002012 | 0283002070 | 0283004170 | 0283004550 | 0283004551 | 0283005090 | 0283005091 - **Isuzu:** 5811240040 - **Kubota:** 1418263041 - **Toyota:** 2801154010 | 2801177090 - **Unipoint:** SD5070 | SD5072 - **WAI:** 548241

1828

## IMPULSOR DE PARTIDA DO MOTOR DE ARRANQUE

STARTER DRIVE / IMPULSOR DE PARTIDA

FOTO / Photo pg. 302

## APLICAÇÃO / Application / Aplicación

Allis Chalmers: Tratores - Case: Máquinas - Cummins: Motores - Deutz: Tratores

## MOTOR

**Denso:** 280004800 | 280005300 | 280005301 | 280005510 | 280005511 | 280005530 | 280005531 | 280005532 | 280005541 | 280005543 | 280005550 | 280005551 | 280005552 | 280005553 | 280005560 | 280005561 | 280005570 | 280005571 | 280005620 | 280005660 | 280005661 | 280005690 | 280005691 | 280005692 | 280005693 | 280005832 | 280005833 | 280005834 | 280005835 | 280005840 | 280005841 | 280005850 | 280005860 | 280005862 | 280005863 | 280005871 | 280005890 | 280005891 | 280006060 | 280006061 | 280006062 | 280006200 | 280006201 | 280006290 | 280006291 | 280006340 | 280006341 | 280006460 | 280006461 | 280006462 | 280006463 | 280006590 | 280006591 | 280006780 | 280006870 | 280006871 | 280006872 | 280006880 | 280006881 | 280006882 | 280006891 | 280006892 | 280006893 | 280006900 | 280006901 | 280006902 | 280006910 | 280006911 | 280006912 | 280006950 | 280006951 | 280007140 | 280007241 | 280007242 | 280007400 | 280007540 | 280007542 | 280007731 | 280007732 | 280007800 | 280007801 | 280007802 | 280007810 | 280007811 | 280008070 | 280008071 | 280008072 | 280008490 | 280008491 | 280008500 | 280008501 | 280008840 | 280008841 | 280008842 | 280009331 | 280009332 | 280009333 | 1280000292 | 1280000380 | 1280000381 | 1280000382 | 1280000383 | 1280000520 | 1280000530 | 1280000531 | 1280000532 | 1280000972 | 1280000973 | 1280001000 | 1280001001 | 1280001060 | 1280001561 | 1280001570 | 1280001571 | 1280001572 | 1280001573 | 1280001574 | 1280001580 | 1280001581 | 1280001582 | 1280001583 | 1280001584 | 1280001585 | 1280001790 | 1280002930 | 1280002931 | 1280002932 | 1280002933 | 1280003080 | 1280003081 | 1280003082 | 1280003512 | 1280003513 | 1280003514 | 1280004100 | 1280004101 | 1280005091 | 1280005380 | 1280005381 | 1280005382 | 1280006170 | 1280006171 | 1280006172 | 1280006173 | 1280006180 | 1280006181 | 1280006182 | 1280006183 | 1280006184 | 1280006810 | 1280006811 | 1280006812 | 1280006822 | 1280006823 | 1280006830 | 1280006831 | 1280006832 | 1280006833 | 1280006860 | 1280006861 | 1280007280 | 1280007281 | 1280007282 | 1280007283 | 1280007290 | 1280007291 | 1280007292 | 1280007293 | 1280007294 | 1280007360 | 1280007361 | 1280007362 | 1280007363 | 1280007920 | 1280007921 | 1280007922 | 1280007923 | 1280007932 | 1280007933 | 1280008290 | 1280008620 | 1280008621 | 1280009580 | 1280009581 | 1280009582 | 1280009970 | 1280009971 | 2280000270 | 2280000271 | 2280000281 | 2280000282 | 2280000291 | 2280000292 | 2280000350 | 2280000351 | 2280000570 | 2280000571 | 2280001590 | 2280001591 | 2280001600 | 2280001601 | 2280001610 | 2280001611 | 2280001661 | 2280001671 | 2280001790 | 2280001791 | 2280001830 | 2280002030 | 2280002031 | 2280002110 | 2280002111 | 2280002290 | 2280002660 | 2280003070 | 2280003080 | 2280003090 | 2280003100 | 2280003230 | 2280003710 | 2280003810 | 2280004680 | 2280005641 | 2280005830 | 2280005980 | 2280005990 | 2280006380 | 2280006470 | 2280006471 | 2280007550 | 2280009020 | 4280001190 | 4280001850 | 4280001860 | 4280002370

**1828****IMPULSOR DE PARTIDA DO MOTOR DE ARRANQUE**

STARTER DRIVE / IMPULSOR DE PARTIDA

FOTO / Photo pg. 302

**EQUIVALENTE / Equivalent**

**Cargo:** 138681 - **Denso:** 0283001971 | 0283005380 | 0283005381 | 0283005390 | 0283005391 | 1280995060 - **John Deere:** CH12485 - **Unipoint:** SD5170 - **WAI:** 5482409

**1829****IMPULSOR DE PARTIDA DO MOTOR DE ARRANQUE**

STARTER DRIVE / IMPULSOR DE PARTIDA

FOTO / Photo pg. 302

**APLICAÇÃO / Application / Aplicación**

**Case:** 1835B | 1845 | 1845B | 207D | 450B | 480C - **ZEN:** Utiliza Pinhão ZEN 9302

**MOTOR**

**Denso:** 280005880 | 1280002740 | 1280003120 | 1280004220 | 1280004910 | 2280002290 | 2280002670 | 2280003310 | 2280003320 | 2280003810 | 2280007300 | 4280000190 | 4280001190 | 4280001850 | 4280001860

**EQUIVALENTE / Equivalent**

**Denso:** 0283002040 | 0283005650 | 0283005651 | 0283005670 | 0283007802 - **Unipoint:** SD5071 - **WAI:** 548227

**1830****IMPULSOR DE PARTIDA DO MOTOR DE ARRANQUE**

STARTER DRIVE / IMPULSOR DE PARTIDA

FOTO / Photo pg. 302

**APLICAÇÃO / Application / Aplicación**

**Toyota:** Coaster | HDB50 | HDB51 | HZB40 | Land Cruiser 4.20 D (HZJ80) 1990...1995 | Land Cruiser 4.20 TD (HDJ80) 1990...1995

**MOTOR**

**Denso:** 280006460 | 280006462 | 280006463 | 1280008620 | 1280008621 | 2280001600 | 2280001601 | 2280001610 | 2280001611 | 2280002030 | 2280002031 | 2280005980 | 2280005981 | 2280005990 - **Toyota:** 2810017080

**EQUIVALENTE / Equivalent**

**Denso:** 0534004731 | 1280995160 - **Toyota:** 2801117020 - **Unipoint:** SD5074 - **WAI:** 548261

**1831****IMPULSOR DE PARTIDA DO MOTOR DE ARRANQUE**

STARTER DRIVE / IMPULSOR DE PARTIDA

FOTO / Photo pg. 302

**APLICAÇÃO / Application / Aplicación**

**Bobcat:** 853 | 853C | 853H | 853HC - **Case:** 7120 - **Caterpillar:** 3114 - **ZEN:** Utiliza Pinhão ZEN 9402

**MOTOR**

**Denso:** 280006780 | 280993570 | 1280001060 | 1280002560 | 1280005370 | 1280005730 | 1280005731 | 1280005732 | 1280008290 | 2280000271 | 2280000630 | 2280001350 | 2280001420 | 2280001830 | 2280002200 | 2280003700 | 2280005311 | 2280005460 | 2280005641 | 2280007380 | 2280007500 | 2280007550 | 4280001660

**EQUIVALENTE / Equivalent**

**Denso:** 0283003690 | 0283003691 | 0283005450 | 0283006690 | 0283006691 | 0283006692 - **Unipoint:** SD5080 - **WAI:** 548263

**1837****IMPULSOR DE PARTIDA DO MOTOR DE ARRANQUE**

STARTER DRIVE / IMPULSOR DE PARTIDA

FOTO / Photo pg. 302

**APLICAÇÃO / Application / Aplicación**

**Caterpillar:** Blue Diamond USA | Cat 3216 7.2 F650 - **Ford:** Tratores - **John Deere:** Colheitadeira | Trator 6600 | Trator 6605 | Trator 7505 - **New Holland:** Trator 660

**MOTOR**

**Prestolite:** 35260900 | 35260910 | 35261345

**EQUIVALENTE / Equivalent**

**Prestolite:** K01555

**1838****IMPULSOR DE PARTIDA DO MOTOR DE ARRANQUE**

STARTER DRIVE / IMPULSOR DE PARTIDA

FOTO / Photo pg. 302

**APLICAÇÃO / Application / Aplicación**

**Nissan:** Primastar | Qashqai | Xtrail 2.0 DCI - **Opel:** Movano 2.3 CDTI | Vivaro 2.0 CDTI - **Renault:** Espace | Koleos | Laguna II, III 2.0 DCI | Master III 2.0 DCI | Megane | Scenic II, III | Trafic II 2.0 DCI | Vel Satis 2.0 DCI

**MOTOR**

**Mitsubishi:** M1T80681 - **Nissan:** 2330000Q0D | 23300JG70A | 233003400A9 - **Renault:** 233002654R | 8200568535 | 8201036311 | 233003400A9 - **Valeo:** TS2232 | TS22E5 | TS22E8 | TS22E9 | TS22E5B

**EQUIVALENTE / Equivalent**

**Valeo:** 193013 | 195353 | 594717 - **WAI:** 549460

**1839****IMPULSOR DE PARTIDA DO MOTOR DE ARRANQUE**

STARTER DRIVE / IMPULSOR DE PARTIDA

FOTO / Photo pg. 302

APLICAÇÃO / Application / Aplicación

Mitsubishi: Carisma 1.6 e 1.8 - Nissan: Bluebird 1.8 | Prairie 2.0

MOTOR

Valeo: D6RA76 | D6RA77 | D6RA78 | D6RA79

EQUIVALENTE / Equivalent

Mitsubishi: MD620980 - Valeo: 187077 | 594247

**1840****IMPULSOR DE PARTIDA DO MOTOR DE ARRANQUE**

STARTER DRIVE / IMPULSOR DE PARTIDA

FOTO / Photo pg. 302

APLICAÇÃO / Application / Aplicación

Citroën: Jumper 2.8 Hdi 4X4 - Fiat: Ducato 2.3 - 2.8 JTD Multijet | Ducato 2.8 JTD Power 4x4 | Ducato 3.0 - Iveco: Daily II 29 - 35 - 40 - 45 2.3, 2.8 e 3.0 D. | Daily II 50 - 60 - 65 2.3, 2.8 e 3.0 D. | Daily III 29 - 35 - 40 - 45 - 2.3 e 3.0 D. | Daily III 50 - 60 - 65 2.3 e 3.0 D. - Peugeot: Boxer 2.8 Hdi 4x4

MOTOR

Fiat: 134705880 - Iveco: 55195967 - Remy: 8000032 | 8000567

EQUIVALENTE / Equivalent

Cargo: 330382 - Remy: 10510651

**1841****IMPULSOR DE PARTIDA DO MOTOR DE ARRANQUE**

STARTER DRIVE / IMPULSOR DE PARTIDA

FOTO / Photo pg. 302

APLICAÇÃO / Application / Aplicación

Toyota: Fortuner | Hilux

MOTOR

General Motors/Chevrolet: 88969483 - Nippondenso: 286005360 | 4280000340 | 4280000341 | 4280001311 - Toyota: 2802121060 | 281000D080 | 2810022090 | 281000D08084

EQUIVALENTE / Equivalent

Nippondenso: 0283009541 - WAI: 548247

**1845****IMPULSOR DE PARTIDA DO MOTOR DE ARRANQUE**

STARTER DRIVE / IMPULSOR DE PARTIDA

FOTO / Photo pg. 302

APLICAÇÃO / Application / Aplicación

Ford: Caminhão F4000 | F250 | F350

MOTOR

Bosch: F000AL0159 - Ford: EC3511001BA

EQUIVALENTE / Equivalent

Bosch: F000AL2955

**1846****IMPULSOR DE PARTIDA DO MOTOR DE ARRANQUE**

STARTER DRIVE / IMPULSOR DE PARTIDA

FOTO / Photo pg. 302

APLICAÇÃO / Application / Aplicación

Hyster: Empilhadeira - ZEN: Utiliza Pinhão 10048

EQUIVALENTE / Equivalent

Denso: 0283010760 | 0283010761

**1847****IMPULSOR DE PARTIDA DO MOTOR DE ARRANQUE**

STARTER DRIVE / IMPULSOR DE PARTIDA

FOTO / Photo pg. 302

APLICAÇÃO / Application / Aplicación

Hyundai: Tucson - Kia: New Pride | Rio

EQUIVALENTE / Equivalent

Valeo: 3610026710

**1848****IMPULSOR DE PARTIDA DO MOTOR DE ARRANQUE**

STARTER DRIVE / IMPULSOR DE PARTIDA

FOTO / Photo pg. 303

APLICAÇÃO / Application / Aplicación

General Motors/Chevrolet: Sail

MOTOR

General Motors/Chevrolet: 9025295 - Valeo: TS14E15

**1849****IMPULSOR DE PARTIDA DO MOTOR DE ARRANQUE**

STARTER DRIVE / IMPULSOR DE PARTIDA

FOTO / Photo pg. 303

## APLICAÇÃO / Application / Aplicación

**Acura:** CSX L4 2.0L 1998cc 122cid 2006...2008 | TSX L4 2.4L 2354cc 2004...2005 - **Honda:** Accord L4 2.4L 2354cc 2003...2005 | Accord L4 2.4L 2354cc 144cid 2004...2005 | Civic L4 2.0L 1998cc 122cid 2006...2011 | Element L4 2.4L 2354cc 2003...2006 | Element L4 2.4L 2354cc 2007...2008 | Odyssey 2.3L NonTurbo Gas (F23Z4) 2002 | Odyssey 2.4L NonTurbo Gas (K24A6) 2005...2006

## MOTOR

**Honda:** 31200RAA43 | 31200RAAA51 | 31200RAAA52 | 31200RNAA50 | 31200RNAA51 | 31200RAAA51RM - **Lester:** 17870 | 17958 | 17960 - **Mitsuba:** M61209 | SM61209 | SM71001 | SM71002

## EQUIVALENTE / Equivalent

**Mitsuba:** 5485502 | SH07118 - **WAI:** 548507

**1853****IMPULSOR DE PARTIDA DO MOTOR DE ARRANQUE**

STARTER DRIVE / IMPULSOR DE PARTIDA

FOTO / Photo pg. 303

## APLICAÇÃO / Application / Aplicación

**Mitsubishi:** Fuso

## MOTOR

**Mitsubishi:** M3T56071 | M3T56072 | M3T56074 | M3T56082 | M3T56084 | M003T56071 | M003T56072 | M003T56074 | M003T56082 | M003T56084

## EQUIVALENTE / Equivalent

**Mitsubishi:** M357T73571 | M357X73571 - **WAI:** 5483414

**1854****IMPULSOR DE PARTIDA DO MOTOR DE ARRANQUE**

STARTER DRIVE / IMPULSOR DE PARTIDA

FOTO / Photo pg. 303

## MOTOR

**Lucas TVS:** 8M14

## EQUIVALENTE / Equivalent

**Lucas TVS:** 26247643

**1855****IMPULSOR DE PARTIDA DO MOTOR DE ARRANQUE**

STARTER DRIVE / IMPULSOR DE PARTIDA

FOTO / Photo pg. 303

## APLICAÇÃO / Application / Aplicación

**Mahindra:** Bolero 2.5 | CL 500 2.5 | Commander 2.5 | DI 32000 2.5 | Major 2.5 | Marshal 2.5 | Maxx 2.5 | Savari 2.5 | Tourister 2.5

## MOTOR

**Bosch:** F002G20348 | F002G20582 | F002G20932

## EQUIVALENTE / Equivalent

**Bosch:** F002G20349

**1856****IMPULSOR DE PARTIDA DO MOTOR DE ARRANQUE**

STARTER DRIVE / IMPULSOR DE PARTIDA

FOTO / Photo pg. 303

## APLICAÇÃO / Application / Aplicación

**Audi:** A3 1.9 TDI - 2.0 TDI - 3.2 V6 quattro | TT 1.8 T - 3.2 V6 quattro - **Seat:** Altea XL 1.9 TDI - 2.0 TDI - 4x4 | Leon 1.9 TDI - 2.0 TDI - 16V | Toledo III 1.9 TDI - 2.0 TDI - 16V  
**Skoda:** Octavia 2.0 TDI 16V - RS | Superb 2.0 TDI - 16V - 4x4 - **Volkswagen:** Caddy III 1.9TDI | Eos 2.0 TFSI - 2.0 TDI 16V - 3.2 V6 | Golf IV - V 3.2 R32 4motion | Golf V - VI 1.9 TDI - 2.0 TDI - 16V - 4motion | Jetta III 1.4 TSI - 1.9 TDI - 2.0 TDI - 16V | New Beattie 1.9 TDI | Passat 3.2 FSI - 3.6 R36 4motion | Passat CC 1.9TDI - 2.0TDI - 16V - 4motion | Scirocco 2.0 TDI | Touran 1.9 TDI - 2.0 TDI - 16V

## MOTOR

**Bosch:** 0001123036 | 0001123038 | 0001123039 | 0001123044 - **Volkswagen:** 02M911024

## EQUIVALENTE / Equivalent

**Bosch:** 1006209847 | 1006210217

**1857****IMPULSOR DE PARTIDA DO MOTOR DE ARRANQUE**

STARTER DRIVE / IMPULSOR DE PARTIDA

FOTO / Photo pg. 303

## APLICAÇÃO / Application / Aplicación

**Toyota:** Avensis

## MOTOR

**Nippondenso:** 4280000720 - **Toyota:** 281000G020



**1858****IMPULSOR DE PARTIDA DO MOTOR DE ARRANQUE**

STARTER DRIVE / IMPULSOR DE PARTIDA

FOTO / Photo pg. 303

## APLICAÇÃO / Application / Aplicación

Isuzu: NKR | NPR

## MOTOR

Hitachi: S2413 | S2403A | S2403B | S2403C | S25120 | S25161 | S25120A - Isuzu: 8942549221 | 8943334380 - Yanmar: 11913177010

## EQUIVALENTE / Equivalent

Cargo: 139841 - Hitachi: 22402500 | 22408500 | 22409500

**1860****IMPULSOR DE PARTIDA DO MOTOR DE ARRANQUE**

STARTER DRIVE / IMPULSOR DE PARTIDA

FOTO / Photo pg. 303

## APLICAÇÃO / Application / Aplicación

Yanmar: Marine D27 | Marine KL

## MOTOR

Hitachi: S13125 | S114477 | S114851 | S114451A | S114851A

## EQUIVALENTE / Equivalent

Hitachi: 213065006

**1861****IMPULSOR DE PARTIDA DO MOTOR DE ARRANQUE**

STARTER DRIVE / IMPULSOR DE PARTIDA

FOTO / Photo pg. 303

## APLICAÇÃO / Application / Aplicación

Isuzu: Campo 2.5 Diesel | Industrial | Marinha | Trooper 2.8 Diesel - Opel: Campo 3.1 Diesel Turbo | Frontera A 2.8 Diesel Turbo | Monterey A 3.1 Diesel Turbo

## MOTOR

Hitachi: S1403 | S13111 | S13112 | S13113 | S13114 | 8944104090 | 8944179250 | 8944339120 | 8944604170

## EQUIVALENTE / Equivalent

Cargo: 137277 - Hitachi: 21401500 | 213025005 | 214015003 - Isuzu: 8944355630 | 8970475470

**1862****IMPULSOR DE PARTIDA DO MOTOR DE ARRANQUE**

STARTER DRIVE / IMPULSOR DE PARTIDA

FOTO / Photo pg. 303

## APLICAÇÃO / Application / Aplicación

Nissan: 27 NHR | Cabstar 2.3 Diesel F22 | Cabstar 2.5 Diesel F22 | King Van 2.3 Diesel E24 | King Van 2.5 Diesel E24 | Navara 2.5 Diesel | TD 27 | Terrano 2.7 Diesel | Terrano 2.70 TDi 4WD | Urban 2.3 D | Urban 2.5 D

## MOTOR

Hitachi: S13106 | S13126 | S13106B - Nissan: 2330010T01 | 2330010T02 | 233001W400 | 2330045N50 | 2330045N51 | 233006K200 | 233006T000 | 233006T001 | 233007F400 | 2330080G00 | 2330080G01 | 23300Q2403 | 23300Q2404 | 23300Q2405 | 23300Q2406

## EQUIVALENTE / Equivalent

Cargo: 135718 - Hitachi: 213015005 | 213015505 | 213095007 - Nissan: 2331243G00

**1863****IMPULSOR DE PARTIDA DO MOTOR DE ARRANQUE**

STARTER DRIVE / IMPULSOR DE PARTIDA

FOTO / Photo pg. 303

## APLICAÇÃO / Application / Aplicación

Acura: Legend 3.2 C32A2 | SLX 3.2 6VD1 | SLX 3.5 6VE1 - Isuzu: Trooper 3.2 LS, LTD, RS | Trooper 3.5 | Vehicross 3.5 - ZEN: Utiliza pinhão ZEN 10049

## MOTOR

Nippon: 1280009700 | 1280009701 | 2280000810 | 2280002050 | 2280002051 | 2280002260 | 2280002261 | 2280003990 | 2280003991 | 2280003992 | 2280006420 | 2280006421 | 2280007200 | 2280007201

## EQUIVALENTE / Equivalent

Nippon: 0283007610 | 0283007680 | 0283007860 | 0283008100

**1864****IMPULSOR DE PARTIDA DO MOTOR DE ARRANQUE**

STARTER DRIVE / IMPULSOR DE PARTIDA

FOTO / Photo pg. 303

## APLICAÇÃO / Application / Aplicación

Acura: Integra 1.8

## MOTOR

Nippon: 2280000220

## EQUIVALENTE / Equivalent

Nippon: 0283007670

**1865****IMPULSOR DE PARTIDA DO MOTOR DE ARRANQUE**

STARTER DRIVE / IMPULSOR DE PARTIDA

FOTO / Photo pg. 303

APLICAÇÃO / Application / Aplicación

Isuzu: NKR66 - Nissan: Cabstar | YGF

MOTOR

Hitachi: S25501 | S25168A | S25515A - Isuzu: 8971617930

EQUIVALENTE / Equivalent

Isuzu: 8970256720 | 8971797700

**1866****IMPULSOR DE PARTIDA DO MOTOR DE ARRANQUE**

STARTER DRIVE / IMPULSOR DE PARTIDA

FOTO / Photo pg. 303

MOTOR

Bosch: 0001421005 | 0001421014 | 0001421015 - Remy: 1109179 | 1113338

EQUIVALENTE / Equivalent

Bosch: 2006202002 - Remy: 1932604

**1871****IMPULSOR DE PARTIDA DO MOTOR DE ARRANQUE**

STARTER DRIVE / IMPULSOR DE PARTIDA

FOTO / Photo pg. 303

APLICAÇÃO / Application / Aplicación

Ford: EcoSport | Edge | Fiesta | Focus 2010... | Fusion | Taurus

MOTOR

Ford: 6S4T11000AA | 8S4T11000AA | BB5T11000AA | DU2Z11V002BRM | DU2Z11V002DRM | 6S4Z11V002AARM | DU2Z11V002FARM - Motorcraft: SA934 | SA999RM | SA1057RM

EQUIVALENTE / Equivalent

Arrowhead: SFD5027

**1872****IMPULSOR DE PARTIDA DO MOTOR DE ARRANQUE**

STARTER DRIVE / IMPULSOR DE PARTIDA

FOTO / Photo pg. 304

APLICAÇÃO / Application / Aplicación

Hyundai: HR - Kia: Bongo

MOTOR

Valeo: 1202355 | 361004A200

EQUIVALENTE / Equivalent

Valeo: 3F25B

**1873****IMPULSOR DE PARTIDA DO MOTOR DE ARRANQUE**

STARTER DRIVE / IMPULSOR DE PARTIDA

FOTO / Photo pg. 304

APLICAÇÃO / Application / Aplicación

General Motors/Chevrolet: N107 | N108 | N109 | N200 | N300 | N300P

MOTOR

Valeo: D6GC211

EQUIVALENTE / Equivalent

General Motors/Chevrolet: 24538276

**1874****IMPULSOR DE PARTIDA DO MOTOR DE ARRANQUE**

STARTER DRIVE / IMPULSOR DE PARTIDA

FOTO / Photo pg. 304

APLICAÇÃO / Application / Aplicación

Citroën: Jumper - Ford: Transit - Land Rover: Defender - Peugeot: Boxer

MOTOR

Bosch: 0001115088 | 0001115089 | 0001115092 | 0001115093 - Ford: AC1T11000AA | CC1T11000AB | CC1T11000BA | CC1T11000BB

EQUIVALENTE / Equivalent

Bosch: 1006210205 | 1006210206 - WAI: 5491191

**1875****IMPULSOR DE PARTIDA DO MOTOR DE ARRANQUE**

STARTER DRIVE / IMPULSOR DE PARTIDA

FOTO / Photo pg. 304

APLICAÇÃO / Application / Aplicación

Toyota: Corolla 1.8 16V 2014...2019 | Corolla 2.0 2015

**1875****IMPULSOR DE PARTIDA DO MOTOR DE ARRANQUE**

STARTER DRIVE / IMPULSOR DE PARTIDA

FOTO / Photo pg. 304

**MOTOR****Bosch:** F000C60299 | F000C60300 - **Toyota:** 281000T310**EQUIVALENTE / Equivalent****Bosch:** 1006212003 | F000C61002 - **Toyota:** 280110T310**1876****IMPULSOR DE PARTIDA DO MOTOR DE ARRANQUE**

STARTER DRIVE / IMPULSOR DE PARTIDA

FOTO / Photo pg. 304

**APLICAÇÃO / Application / Aplicación****Mazda:** 3 L4 2.5 L 2014...2016 | 6 L4 2.5 L 2014...2016 | CX5 L4 2.5 L 2014...2016 - **Nissan:** Altima V6 3.5L 2004...2007 | Maxima V6 3.5L 2004...2006 | Quest V6 3.5L 2004...2009**MOTOR****Mazda:** PE0118400 | PE0718400 | PY0118400 - **Mitsubishi:** M000T20771 | M000T34171 | M000T39671 | M000T20771ZC | M000T20777ZC - **Nissan:** 233008Y000 | 233008Y00A**EQUIVALENTE / Equivalent****Lester:** 11713 | 17872 | 19195 | 19981 - **Mitsubishi:** 6Z12 | 40571 - **WAI:** 548349**1877****IMPULSOR DE PARTIDA DO MOTOR DE ARRANQUE**

STARTER DRIVE / IMPULSOR DE PARTIDA

FOTO / Photo pg. 304

**APLICAÇÃO / Application / Aplicación****Chrysler:** 200 V6 3.6L 3605cc 220cid VIN G 2012 | Town E Country V6 3.6L 3604cc 220cid 2011...2016 | Town E Country V6 3.6L 3605cc 220cid 2011...2013 - **Dodge:** Avenger V6 3.6L 2011...2014 | Grand Caravan V6 3.6L 2011...2018 | Journey V6 3.6L 2011...2018 - **Fiat:** Doblo 1.3 2002...2009 | Doblo 1.4 2010... | Fiorino 2004...2013 | Fiorino CMBBZ 2011... | Idea 1.4 2006... | Idea 1.6 2011...2013 | Idea 1.8 2007...2010 | Mobi 1.0 2017... | Palio 1.0 16V 2001...2003 | Palio 1.0 8V 2001...2007 | Palio 1.3 8V 2003 | Palio 1.3 16V 2003...2007 | Palio Weekend 1.0 2001...2003 | Palio Weekend 1.3 2003...2005 | Palio Weekend 1.4 2006...2012 | Palio Weekend 1.6 2005 | Palio Weekend 1.7 Turbo 2006...2008 | Palio Weekend 1.8 2004...2008 | Punto 1.4 2006...2013 | Siena 1.0 2001...2012 | Siena 1.3 2001...2008 | Siena 1.4 2008...2015 | Siena 1.6 2011...2012 e 2016...2017 | Siena 1.8 2005...2012 | Strada 1.3 2003... | Strada 1.4 2009... | Strada 1.5 2002...2005 | Strada 1.6 2002 | Strada 1.7 Turbo 2004...2008 | Strada 1.8 2003...2008 | Toro 1.8 Flex 2016...2021 | Uno 1.0 2012... | Uno 1.4 2012... | Uno Furgoneta 1.0 2014...2015 | Uno Furgoneta 1.4 2014... - **Jeep:** Cherokee V6 3.2L 3239cc 198cid 2014 | Renegade - **Ram Van:** C/V V6 3.6L 2012...2015 | ProMaster 1500 V6 3.6L 2014...2018 | ProMaster 2500 V6 3.6L 2014...2018 | ProMaster 3500 V6 3.6L 2014...2018  
**Volkswagen:** Routan V6 3.6L 3604cc 220cid VIN G 2011...2014 | Routan V6 3.6L 3605cc 220cid VIN G 2011...2012**MOTOR****Chrysler:** 200 | 04801839AB | 4801839AC | RL801839AB - **Denso:** 4280007200 | 4280009391 | 4280009500 | BC4280009391 | BC4280009500 | BC4380002590 - **Fiat:** 51911199 | 51911200 | 51978233 - **Lester:** 19616 - **Volkswagen:** 7B0911023C | 7B0911023CXRMM**1878****IMPULSOR DE PARTIDA DO MOTOR DE ARRANQUE**

STARTER DRIVE / IMPULSOR DE PARTIDA

FOTO / Photo pg. 304

**APLICAÇÃO / Application / Aplicación****John Deere:** RE526375 | RE527400**MOTOR****Bosch:** 0001260001**EQUIVALENTE / Equivalent****Bosch:** 2006209550**1879****IMPULSOR DE PARTIDA DO MOTOR DE ARRANQUE**

STARTER DRIVE / IMPULSOR DE PARTIDA

FOTO / Photo pg. 304

**APLICAÇÃO / Application / Aplicación****Fiat:** Fiorino CMBGA 2011... | Idea 1.4 MPI Fire 2011... | Idea 1.6 E.TorQ 16V 2011...2013 | Nova Strada 1.4 Flex 8V 2017... | Strada 1.4 2013...2020 | Uno 1.0 MPI Fire 8V 2015... | Uno 1.3 2016 | Uno 1.4 MPI Fire 8V 2015...**MOTOR****Bosch:** F000C60001 | F000C60004 - **Fiat:** 51997820 - **Honda:** 31200RAAA53**EQUIVALENTE / Equivalent****Bosch:** 1006212003 | 1006485017**1880****IMPULSOR DE PARTIDA DO MOTOR DE ARRANQUE**

STARTER DRIVE / IMPULSOR DE PARTIDA

FOTO / Photo pg. 304

**APLICAÇÃO / Application / Aplicación****Cub Cadet:** KH 2509809S - **John Deere:** AM132702 | MIA11257 | MIA11473 - **Kawasaki:** 211637021 - **Kohler:** 2509808 | 2509808S | 2509809 | 2509809S | 2509811 | 2509811S - **Kubota:** E719463010 | E719463012

**1880****IMPULSOR DE PARTIDA DO MOTOR DE ARRANQUE**

STARTER DRIVE / IMPULSOR DE PARTIDA

FOTO / Photo pg. 304

EQUIVALENTE / Equivalent

Remy: 113218

**1881****IMPULSOR DE PARTIDA DO MOTOR DE ARRANQUE**

STARTER DRIVE / IMPULSOR DE PARTIDA

FOTO / Photo pg. 304

APLICAÇÃO / Application / Aplicación

Liugong: Carregadeira 835 Maxxor XCMG ZL30H SLDG 938

MOTOR

Cummins: 4948058 | C4948058 - Deutz: 13028386 - Prestolite: M93R3001SE | M93R3013SE

EQUIVALENTE / Equivalent

Prestolite: M93R3001SE

**1882****IMPULSOR DE PARTIDA DO MOTOR DE ARRANQUE**

STARTER DRIVE / IMPULSOR DE PARTIDA

FOTO / Photo pg. 304

APLICAÇÃO / Application / Aplicación

Fiat: Doblo | Palio | Punto | Strada - Volvo: 850 | C30 | S60 | XC60 | XC90

MOTOR

Bosch: 0001109041 | 0001109048 | 0001109063 | 0001109252 | 0001109264 - Fiat: 46522234 | 46830212

EQUIVALENTE / Equivalent

Bosch: 1006209653 | 1006209751 | 1006209947

**1883****IMPULSOR DE PARTIDA DO MOTOR DE ARRANQUE**

STARTER DRIVE / IMPULSOR DE PARTIDA

FOTO / Photo pg. 304

APLICAÇÃO / Application / Aplicación

Clark: Empilhadeira

EQUIVALENTE / Equivalent

TJ: 407

**1884****IMPULSOR DE PARTIDA DO MOTOR DE ARRANQUE**

STARTER DRIVE / IMPULSOR DE PARTIDA

FOTO / Photo pg. 304

APLICAÇÃO / Application / Aplicación

Lexus: IS II 220d - Toyota: Auris 2.0 D-4D | Auris 2.2 D | Avensis 2.0 D-4D | Avensis 2.2 D-4D | Corolla 2.0 D-4D | Corolla 2.2 D-4D | Corolla Verso 2.2 D-4D | RAV 4 III 2.2 D-4D

MOTOR

Magnetit Marelli: 63187051 | 63280059 - Nippondenso: 4280003180 | 4280004920 - Toyota: 281000G040

EQUIVALENTE / Equivalent

Cargo: 330651

**1885****IMPULSOR DE PARTIDA DO MOTOR DE ARRANQUE**

STARTER DRIVE / IMPULSOR DE PARTIDA

FOTO / Photo pg. 304

APLICAÇÃO / Application / Aplicación

John Deere: Máquinas Agrícolas

MOTOR

Denso: AM133636 | 1280001870 | 1280004870 | 1280007480 | 2280000120 | 2280002640 | 2280007990 | 2280009261 | 2800002640 | 2800007190 - John Deere: AM107631 | AM108390 | AM124993 | AM127877 | AM131296 - Kawasaki: 211637002 | 211637004 | 211637014 | 211637015 | 211637026 - Kohler : 1209803 | 2409801 | 1209803S | 2409801S - Kubota: E719563010 - Mitsubishi: MD184420 - New Holland: K0H2409801 - Onan: 1911906 | 1912107

EQUIVALENTE / Equivalent

Cargo: 234970 - Denso: 0283006010 - WAI: 548243

**1886****IMPULSOR DE PARTIDA DO MOTOR DE ARRANQUE**

STARTER DRIVE / IMPULSOR DE PARTIDA

FOTO / Photo pg. 304

APLICAÇÃO / Application / Aplicación

Mercedes Benz: 190 (W201) | Classe C (W202) | Classe C (W203) | Classe E (W124) | Classe G (W460) | Classe M (W163) | Classe S (W140) | Classe V (638/2)

Ssangyong: Actyon I | Actyon Sports I (QJ) | Korando (K4) | Korando (KJ) | Korando Cabrio (KJ) | Kyron | Musso (FJ) | Musso Sports | Rexton (GAB) | Stavic

MOTOR

Ssangyong: 6611513201

**1887****IMPULSOR DE PARTIDA DO MOTOR DE ARRANQUE**

STARTER DRIVE / IMPULSOR DE PARTIDA

FOTO / Photo pg. 304

APLICAÇÃO / Application / Aplicación

Honda: Amaze

EQUIVALENTE / Equivalent

Denso: 4380000050

**1888****IMPULSOR DE PARTIDA DO MOTOR DE ARRANQUE**

STARTER DRIVE / IMPULSOR DE PARTIDA

FOTO / Photo pg. 305

APLICAÇÃO / Application / Aplicación

Mercedes Benz: 1215 | 1417 | 1625 | 1628 | 1632 | 1725 | 2423 | 2428 | 712 | 912 | 914 | Atego 1718 | Atego 2425 | Atego 2428 | Axor 1933 | Axor 2831

Prestolite: M95R

MOTOR

Prestolite: 35262760AM

EQUIVALENTE / Equivalent

Prestolite: K01678

**1890****IMPULSOR DE PARTIDA DO MOTOR DE ARRANQUE**

STARTER DRIVE / IMPULSOR DE PARTIDA

FOTO / Photo pg. 305

APLICAÇÃO / Application / Aplicación

Audi : A3 1.6 FSI 2.0 FSI - Seat: Altea 1.4 16V | Cordoba 1.2 - 1.2 12V - 1.4 16V - 1.6 - 1.6 16V | Ibiza I V - V 1.2 - 12V - 1.4 - 16V - 1.6 - 16V | Leon 1.4 16V | Octavia 1.4 - 16V - 1.6 - FSI | Roomster 1.2 - TSI - 1.4 - 1.6 - 1.4 - 1.9 TDI | Skoda Fabia 1.2 - TSI - 1.4 - 16V - 1.6 - 1.9 TDI - Volkswagen: Golf V - VI 1.4 - 16V - FSI - 1.6 FSI | Polo 1.2 - 12V - TSI - 1.4 - 16V - FSI - 1.6 - 16V

MOTOR

Valeo: D6GS11 | D6GS12 | D6GS13

EQUIVALENTE / Equivalent

Valeo: 191548 | 594665

**1891****IMPULSOR DE PARTIDA DO MOTOR DE ARRANQUE**

STARTER DRIVE / IMPULSOR DE PARTIDA

FOTO / Photo pg. 305

APLICAÇÃO / Application / Aplicación

Audi : A3 L4 2.0L 1984cc 121cid 2010...2013 | A3 L4 2.0L 1984cc 121cid GAS 2011 | TT L4 2.0L 1984cc 121cid CCTA 2009 | TT Quattro L4 2.0L 1984cc 121cid CCTA 2009...2010 - Volkswagen: Beetle L4 2.0L 1984cc 121cid 2012 | Bora 1.6 Non-Turbo Gas (BWG 2008 | Bora 1.6 Non-Turbo Gas (BWH) 2008 | Bora 1.6 Non-Turbo Gas (BWH) 2011 | Bora 1.6 Non-Turbo Gas (CLS) 2011...2013 | Bora 2.0 Non-Turbo, Gas (CEN 2008 | CC L4 2.0L 1984cc 121cid 2009...2010 | Eos L4 2.0L 1984cc 121cid 2007...2011 | Golf 1.6 Non-Turbo Gas (CLR) 2012 | Golf L4 2.0L 1984cc 121cid GAS 2012 | Golf City L4 2.0L 1984cc 121cid 2007 | GTI L4 2.0L 1984cc 121cid 2006...2011 | Jetta L4 2.0L 1984cc 121cid 2006...2010 | Jetta L4 2.0L 1984cc 121cid GAS 2009...2011 | Jetta L4 2.0L 1984cc 121cid Naturally Aspirated 2012...2013 | Jetta L4 2.0L 1984cc 121cid Turbocharged 2012...2013 | Passat L4 2.0L 1984cc 121cid 2006...2009 | R32 V6 3.2L 3189cc 195cid 2008 | Tiguan L4 2.0L 1984cc 121cid 2010...2012

MOTOR

Valeo: D6GS14 | D6GS14M | TS12ER20 | TS12ER25 - Volkswagen: 02M911021B | 02M911023M | 02M911023MX

EQUIVALENTE / Equivalent

Valeo: 191547 | 594666 | 200202

**1893****IMPULSOR DE PARTIDA DO MOTOR DE ARRANQUE**

STARTER DRIVE / IMPULSOR DE PARTIDA

FOTO / Photo pg. 305

APLICAÇÃO / Application / Aplicación

Volkswagen: Fox 1.0 e 1.6 2003...2013 | Gol 1.0 EA111 1997...2014 | Gol 1.6 2008...2014 | Golf 1.6 2002...2014 | Polo 1.0 EA111 2002...2003 | Polo 1.6 2002...2014 | Polo Sedan 1.0 e 1.6 2016... | Saveiro 1.6 2009... | Spacefox 1.6 2006...2014 | Voyage 1.0 e 1.6 2008...2016

MOTOR

Valeo: TSC10R7 - Volkswagen: 495107 | 02T911021E

EQUIVALENTE / Equivalent

Valeo: 501502 | 1205962

**1895****IMPULSOR DE PARTIDA DO MOTOR DE ARRANQUE**

STARTER DRIVE / IMPULSOR DE PARTIDA

FOTO / Photo pg. 305

APLICAÇÃO / Application / Aplicación

Daihatsu: Charade 1000 1983...1993 | Charade L3 1.0L 993cc 61cid 1988...1992 | Domino 850 1986...1989 | Move 847 1997...2000

**1895****IMPULSOR DE PARTIDA DO MOTOR DE ARRANQUE**

STARTER DRIVE / IMPULSOR DE PARTIDA

FOTO / Photo pg. 305

**MOTOR****Daihatsu:** 2810087526000 | 2810087548000 | 2810087722000 | 2810087734000 - **Denso:** 1280003662 | 1280004530 | 1280004531 | 1280004532 | 2280006430**Toyota:** 2810087725**EQUIVALENTE / Equivalent****Cargo:** 136794 - **Denso:** 0283005730 - **Toyota:** 2801187505 - **Volkswagen:** 113911335B**1898****IMPULSOR DE PARTIDA DO MOTOR DE ARRANQUE**

STARTER DRIVE / IMPULSOR DE PARTIDA

FOTO / Photo pg. 305

**APLICAÇÃO / Application / Aplicación****Ahlmann:** Carregadeira AL 100 BF4L2011 - **Atlas:** Compressor XAHS 107 C2 | Compressor XAHS 37 DD | Compressor XAS 137 C2 | Máquina Rolo AW 240 | Máquina Rolo AW 260 | Máquina Rolo AW 300 - **Kramer:** Carregadeira 8085 | Carregadeira 8085T | Carregadeira 8095 | Carregadeira 8095T | Carregadeira 8105**Sandvik:** Equipamento de Construção DS310 - **Schaeffer:** Carregadeira 5680Z | Carregadeira 6680Z | Carregadeira 8600Z - **Terex:** Escavadeira TL80EX TC85**MOTOR****Deutz:** F2L201 | 04132652 | 04300285 | D2011L3 | F2M2011 | F3L1011 | F4L2011 | TD2011L3 | TD2011L4 | D2011L2 | BF4L1011FT - **Iskra:** AZE6537 | AZE6554 | AZE6556 | AZE6563 | AZE6567 | AZE6589 | 11131663 | 11131948 | 11131950 | 11132077 | 11132095 | 11132378 - **KHD:** 1181751 | 1182382 | 1182384 | 1182386 | 1183404 | 01183404 | 4300006 - **Kramer:** 1000124272**EQUIVALENTE / Equivalent****Ahlmann:** 4184190A | 72735657 - **Iskra:** 16911538**1899****IMPULSOR DE PARTIDA DO MOTOR DE ARRANQUE**

STARTER DRIVE / IMPULSOR DE PARTIDA

FOTO / Photo pg. 305

**APLICAÇÃO / Application / Aplicación****Alfa Romeo:** 159 1.8 | 159 2.0 | 4C 1.7 | 4C Spider 1.7 | Brera 2.0 | Giulietta 1.8 | Spider 1.8 | Spider 2.0 - **Dodge:** Journey 2.0 - **Fiat:** Bravo 1.6 Multijet | Bravo 2.0 Multijet | Doblo 1.6 Multijet | Doblo 2.0 Multijet | Ducato 115 Multijet | Linea 1.6 Multijet | Tipo 1.6 Multijet | Toro 2.0 | Toro 2.0 4X4 | Toro 2.0 4X4 Diesel | Toro 2.0 Diesel**Lancia:** Delta 1.6 Multijet | Delta 1.9 Multijet | Delta 2.0 Multijet - **Opel:** Combo 1.6 - **Suzuki:** SX4 2.0 | SX4 SCross 1.6**MOTOR****Alfa Romeo:** 51787218 | 51808557 - **Bosch:** 0001107478 | 0001107479 | 0001108420 | 0001108421 | 0001108450 | 0001108451 | 0001108456 | 0001108457 - **Chrysler:** 68080459AA - **Dodge:** 68080459AA - **Fiat:** 51787218 | 51808557 | 517872180 - **Lancia:** 51787218 - **Maserati:** A00518085570 - **Pininfarina:** 93951787218 | 93951808557 - **Suzuki:** 3110055L00 | 3110055L01 | 31100T55L00 | 3110055L00000 | 31100T55L01000**EQUIVALENTE / Equivalent****Bosch:** 1006209991**1902****IMPULSOR DE PARTIDA DO MOTOR DE ARRANQUE**

STARTER DRIVE / IMPULSOR DE PARTIDA

FOTO / Photo pg. 305

**APLICAÇÃO / Application / Aplicación****Citroën:** Berlingo 1.1 - 1.6 HDi | C1 1.4 - 1.6 - 2.2 HDi | C2 1.4 - 1.6 - 2.2 HDi | C3 1.4 - 1.6 - 2.2 HDi | C4 1.4 - 1.6 - 2.2 HDi | C5 1.4 - 1.6 - 2.2 HDi | Jumpy 1.6 HDi | Nemo 1.4 HDi | Xsara 1.4 - 1.6 HDi - **Fiat:** Scudo 1.6 D Multijet - **Peugeot:** 1007 1.4 - 1.6 HDi | 107 1.4 - 1.6 HDi | 206 1.4 - 1.6 HDi | 207 1.4 - 1.6 HDi | 307 1.4 - 1.6 HDi | 407 1.4 - 1.6 HDi | Bipper 1.4 HDi | Expert 1.6 HDi | Ranch 1.6 HDi**MOTOR****Magneti Marelli:** 63280091 - **Nippondenso:** 4280001640**EQUIVALENTE / Equivalent****Magneti Marelli:** 85553621**1903****IMPULSOR DE PARTIDA DO MOTOR DE ARRANQUE**

STARTER DRIVE / IMPULSOR DE PARTIDA

FOTO / Photo pg. 305

**APLICAÇÃO / Application / Aplicación****Citroën:** Jumper 2.5 TD TDI e 4X4 - **Peugeot:** 605 2.5 TD | Boxer 2.5 TD TDI e 4x4**MOTOR****Mitsubishi:** M2T84771**EQUIVALENTE / Equivalent****Mitsubishi:** M191X69271**1904****IMPULSOR DE PARTIDA DO MOTOR DE ARRANQUE**

STARTER DRIVE / IMPULSOR DE PARTIDA

FOTO / Photo pg. 305

**APLICAÇÃO / Application / Aplicación****Nissan:** Almera 2.2 TD | Almera II Tino 2.2 dCi | Primera 2.2 Di | Xtrail 2.2 Di - dCi - 4x4

**1904****IMPULSOR DE PARTIDA DO MOTOR DE ARRANQUE**

STARTER DRIVE / IMPULSOR DE PARTIDA

FOTO / Photo pg. 305

**MOTOR****Mitsubishi:** M8T71371 | M8T71471 | M8T75271 | M8T75371 | M8T75671**EQUIVALENTE / Equivalent****Mitsubishi:** M191X69671**1905****IMPULSOR DE PARTIDA DO MOTOR DE ARRANQUE**

STARTER DRIVE / IMPULSOR DE PARTIDA

FOTO / Photo pg. 305

**APLICAÇÃO / Application / Aplicación****Kia:** Pregio ND 2.2KW**EQUIVALENTE / Equivalent****Denso:** 151246**1906****IMPULSOR DE PARTIDA DO MOTOR DE ARRANQUE**

STARTER DRIVE / IMPULSOR DE PARTIDA

FOTO / Photo pg. 305

**APLICAÇÃO / Application / Aplicación****Nissan:** Cabstar | Frontier 3.0 | Navara 2.5 dCi 2005... | Pathfinder 2.5dCi 2005...**MOTOR****Mitsubishi:** M8T76071 | M8T76071ZE - **Nissan:** 23300EB300 | 23300EB30A | 23300EB30B**EQUIVALENTE / Equivalent****Mitsubishi:** M191X95971**1908****IMPULSOR DE PARTIDA DO MOTOR DE ARRANQUE**

STARTER DRIVE / IMPULSOR DE PARTIDA

FOTO / Photo pg. 305

**APLICAÇÃO / Application / Aplicación****Alfa Romeo:** Giulietta 1.4 TB Start/Stop | Mito 0.9 Start/Stop | Mito 1.3 JTDM Start/Stop - **Fiat:** 500 0.9 Start/Stop | 500 1.3 D Multijet Start/Stop | 500 C 0.9 Start/Stop | 500 C 1.3 D Multijet Start/Stop | 500 L 0.9 Natural Power Start/Stop | Doblo 1.3 Multijet Start/Stop | Fiorino 1.3 D Multijet Start/Stop | Grande Punto 1.3 D Multijet Start/Stop | Panda 0.9 4x4 Natural Power Start/Stop | Panda 1.3 D Multijet 4x4 Start/Stop | Punto 0.9 Twinair Turbo Start/Stop | Punto EVO 1.3 D Multijet Start/Stop | Qubo 1.3 Multijet Start/Stop - **General Motors/Chevrolet:** Aveo 1.2 LPG Start/Stop | Aveo 1.4 D Start/Stop | Cruze 1.4 Start/Stop | Orlando 1.4 Start/Stop | Trax 1.4 AWDS Start/Stop**MOTOR****Bosch:** 0001137003 | 0001137004 | 0001137005 | 0001138011 | 0001138012 | 0001138029 | 0001138030 | 0001138037 | 0001138038**EQUIVALENTE / Equivalent****Bosch:** 1006209608 | 1006210184 - **Suzuki:** 3132086L00**1909****IMPULSOR DE PARTIDA DO MOTOR DE ARRANQUE**

STARTER DRIVE / IMPULSOR DE PARTIDA

FOTO / Photo pg. 305

**APLICAÇÃO / Application / Aplicación****Mitsubishi:** ASX 2010 | Colt VI 2002...2010 | Lancer 2007 | Lancer Sportback 2008 | RVR 4A92 4A92 2012 - **Nissan:** March 1.0 2018**MOTOR****Mitsubishi:** MOT31671 | M000TD0971 | MOT33671ZT - **Nissan:** 233001HC0D**EQUIVALENTE / Equivalent****Mitsubishi:** M191T41271 | M191X41271**1910****IMPULSOR DE PARTIDA DO MOTOR DE ARRANQUE**

STARTER DRIVE / IMPULSOR DE PARTIDA

FOTO / Photo pg. 305

**APLICAÇÃO / Application / Aplicación****Audi:** A3 2.0 FSI - 1.9TDI - 2.0 TDI | TT 8 T - Quattro - **Seat:** Altea XL 2.0 FSI - 1.9TDI - 2.0 TDI | Cordoba 2.0 - 1.4 TDI - 1.9 TDI | Ibiza IV 2.0 - 1.4 TDI - 1.9 TDI | Ibiza V 1.4 TDI - 1.9 TDI | Leon 2.0 FSI - 1.9 TDI | Toledo III 2.0 FSI - 1.9TDI - 2.0 TDI - **Skoda:** Fabia 2.0 - 1.4 TDI - 1.9 TDI | Octavia 2.0 FSI - 1.9TDI - 4x4 - 2.0 TDI - 16V | Roomster 1.4 TDI - 1.9 TDI | Superb 1.9 TDI - **Volkswagen:** Caddy III 1.9 TDI | Golf IV 1.9 TDI - 4motion | Golf V 2.0 FSI - 1.9 TDI - 4motion - 2.0TDI | Jetta III 2.0 FSI - 1.9 TDI - 2.0TDI | Multivan V 1.9 TDI | Passat 1.9 TDI | Polo 2.0 - 1.4 TDI - 1.9 TDI | Touran 2.0 FSI - 1.9 TDI - 2.0 TDI | Transporter V 1.9 TDI**MOTOR****Valeo:** TS18E1**EQUIVALENTE / Equivalent****Valeo:** 192750

**1911****IMPULSOR DE PARTIDA DO MOTOR DE ARRANQUE**

STARTER DRIVE / IMPULSOR DE PARTIDA

FOTO / Photo pg. 305

APLICAÇÃO / Application / Aplicación

**General Motors/Chevrolet:** Ágile 1.4 Gasolina e Flex 2011...2014 | Cobalt 1.4 Flex 2012...2020 | Cobalt 1.8 Gasolina e Flex 2012...2020 | Montana 1.4 e 1.8 Gasolina 2011...2019 | Montana 1.4 Flex 2011...2019 | Onix 1.0 e 1.4 Gasolina 2013...2021 | Prisma 1.0 e 1.4 Gasolina 2013...2021 | Spin 1.8 Gasolina e Flex 2013...2021

MOTOR

**General Motors/Chevrolet:** 24587020

EQUIVALENTE / Equivalent

**Remy:** 10543845**1912****IMPULSOR DE PARTIDA DO MOTOR DE ARRANQUE**

STARTER DRIVE / IMPULSOR DE PARTIDA

FOTO / Photo pg. 306

APLICAÇÃO / Application / Aplicación

**Hyundai:** HB20 1.0

EQUIVALENTE / Equivalent

**Remy:** 10540773 | 10540773L**1913****IMPULSOR DE PARTIDA DO MOTOR DE ARRANQUE**

STARTER DRIVE / IMPULSOR DE PARTIDA

FOTO / Photo pg. 306

APLICAÇÃO / Application / Aplicación

**Hyundai:** Accent 2015... | HB20 1.6 | Solaris 2011... - **Kia:** Rio 2015...

EQUIVALENTE / Equivalent

**Hyundai:** 361452B614 - **Remy:** 10535802 | 10535802L**1914****IMPULSOR DE PARTIDA DO MOTOR DE ARRANQUE**

STARTER DRIVE / IMPULSOR DE PARTIDA

FOTO / Photo pg. 306

APLICAÇÃO / Application / Aplicación

**Toyota:** Hilux

MOTOR

**Bosch:** 0001122412 | 0001122413 - **Toyota:** 281000C120

EQUIVALENTE / Equivalent

**Bosch:** F000AL3000**1915****IMPULSOR DE PARTIDA DO MOTOR DE ARRANQUE**

STARTER DRIVE / IMPULSOR DE PARTIDA

FOTO / Photo pg. 306

APLICAÇÃO / Application / Aplicación

**Renault:** Duster 2.0 L 2011... | Duster Oroch 2.0L 2015... | Sandero 2.0L 2016...

MOTOR

**Nissan:** 233008710R - **Valeo:** 495111 | TSL1210

EQUIVALENTE / Equivalent

**Valeo:** 501497**1916****IMPULSOR DE PARTIDA DO MOTOR DE ARRANQUE**

STARTER DRIVE / IMPULSOR DE PARTIDA

FOTO / Photo pg. 306

APLICAÇÃO / Application / Aplicación

**Mazda:** 2 1.3 e 1.3 VTi | 2 1.5 I | 3 3 1.6 MZR

EQUIVALENTE / Equivalent

**Mitsubishi:** M191X42471**1918****IMPULSOR DE PARTIDA DO MOTOR DE ARRANQUE**

STARTER DRIVE / IMPULSOR DE PARTIDA

FOTO / Photo pg. 306

APLICAÇÃO / Application / Aplicación

**Nissan:** Frontier NP 300

MOTOR

**Mitsubishi:** M002TS0673 - **Nissan:** 233005X00C

EQUIVALENTE / Equivalent

**Mitsubishi:** 78971 | M357T78371



**1919****IMPULSOR DE PARTIDA DO MOTOR DE ARRANQUE**

STARTER DRIVE / IMPULSOR DE PARTIDA

FOTO / Photo pg. 306

**APLICAÇÃO / Application / Aplicación**

Toyota: Hilux 2.8 4x4 11/2015... | Hilux SW4 2.8 4x4 01/2016....

**MOTOR**

Bosch: 0001124028 | 0001124029 | 0001125625 | 0001125626 - Toyota: 281000L200

**EQUIVALENTE / Equivalent**

Bosch: F000AL3001 - Toyota: 280110L200

**1920****IMPULSOR DE PARTIDA DO MOTOR DE ARRANQUE**

STARTER DRIVE / IMPULSOR DE PARTIDA

FOTO / Photo pg. 306

**APLICAÇÃO / Application / Aplicación**

Audi: TT 1.8T / 3.2L - Seat: Alhambra 1.8T / 2.0L | Leon 1.8T / 2.0L | Toledo 1.8T / 2.0L

**MOTOR**

Bosch: 0001121022 | 0001121023

**EQUIVALENTE / Equivalent**

Bosch: 1006209769 | 1006209953 - Cargo: 236854

**1921****IMPULSOR DE PARTIDA DO MOTOR DE ARRANQUE**

STARTER DRIVE / IMPULSOR DE PARTIDA

FOTO / Photo pg. 306

**APLICAÇÃO / Application / Aplicación**

KHD: Autocarri - Renault: Autocarri | Premium 2 7200cc - Volkswagen: 24280 Motor Man - Volvo: FE 7100cc | FE II | FL II | FL III 7146cc

**MOTOR**

Mitsubishi: M8T62471 | M008T62671

**EQUIVALENTE / Equivalent**

Mitsubishi: 241894471 | M191X94471

**1922****IMPULSOR DE PARTIDA DO MOTOR DE ARRANQUE**

STARTER DRIVE / IMPULSOR DE PARTIDA

FOTO / Photo pg. 306

**APLICAÇÃO / Application / Aplicación**

Buick: Encore 1.4 L4 Gasolina 2017...2018 - General Motors/Chevrolet: Cruze 1.4 turbo 4 Cilindros Gasolina 2016...2018 | Malibu 1.5 4 Cilindros 2017 | Tracker 1.4 Turbo 4 Cilindros Gasolina 2017...2019

**MOTOR**

General Motors/Chevrolet: 12673600 | 12680615 - Mitsubishi: M1T81782 | M001T81782

**1923****IMPULSOR DE PARTIDA DO MOTOR DE ARRANQUE**

STARTER DRIVE / IMPULSOR DE PARTIDA

FOTO / Photo pg. 306

**APLICAÇÃO / Application / Aplicación**

Hyundai: Accent 2014 | Elantra | ix55 3.8 V6 2011... | Veracruz 3.5 2012... - Kia: Carnival | Rio | Sedona 3.5 2013... | Sorento 4.3 V6 2012

**MOTOR**

Hyundai: 361003C151 | 3614525010 - Remy: 16160 | 8000465

**EQUIVALENTE / Equivalent**

Hyundai: K1J11B

**1924****IMPULSOR DE PARTIDA DO MOTOR DE ARRANQUE**

STARTER DRIVE / IMPULSOR DE PARTIDA

FOTO / Photo pg. 306

**APLICAÇÃO / Application / Aplicación**

Mitsubishi: Forklift FD35ABD | Forklift FD35AD | Forklift FD35AT | Forklift FDC20D | Forklift FDC25D

**MOTOR**

Mitsubishi: M005T22371 | M005T27671 | M005T27672

**EQUIVALENTE / Equivalent**

Mitsubishi: M191T57072 | M191T57081 | M191T57083 | M191Y57081

**1925****IMPULSOR DE PARTIDA DO MOTOR DE ARRANQUE**

STARTER DRIVE / IMPULSOR DE PARTIDA

FOTO / Photo pg. 306

**APLICAÇÃO / Application / Aplicación**

Citroën: C1 (PM, PN) Eng.1KRFE 1.0 50kw 1KRFE 2005...2015 | C1 1000, CFA, 1KRFE 2005...2008 - Peugeot: 107 - Toyota: Aygo 1000, 1KRFE 2005...2008

**1925****IMPULSOR DE PARTIDA DO MOTOR DE ARRANQUE**

STARTER DRIVE / IMPULSOR DE PARTIDA

FOTO / Photo pg. 306

**MOTOR****Toyota:** 281000Q012 - **Valeo:** TS10E1**EQUIVALENTE / Equivalent****Cargo:** 330533 - **Valeo:** 194440 | 194480 | 594734**1926****IMPULSOR DE PARTIDA DO MOTOR DE ARRANQUE**

STARTER DRIVE / IMPULSOR DE PARTIDA

FOTO / Photo pg. 306

**APLICAÇÃO / Application / Aplicación**

**Audi:** A2 1.4 TDI | A3 1.6 S3 quattro | A3 1.9 TDI quattro - **Ford:** Galaxy 2.3 16V e 1.9 TDI - **Seat:** Alhambra 1.9 TDI - Tdi 4x4 | Arosa 1.4 TDI | Cordoba 1.6 e 2.0 i | Cordoba 1.9 D - SDI - TDI | Ibiza II - III - IV 1.4 TDI - 1.9 D - SDI - TD - TDI | Ibiza II - III 1.6 - 2.0 i | Inca 1.7 D - 1.9 D - SDI | Leon 1.4 16V - 1.6 - 1.9 SDI - TDI | Toledo I - II 1.9 D - SDI - TD - TDI - 2.0 i | Toledo II 1.4 16V - 1.6 - 2.3 V5 - **Skoda:** Fabia 1.4 TDI - 1.9 SDI - TDI - RS | Octavia 1.4 16V- 1.6 - 1.9 D - SDI - TD - TDI - 4x4 - **Volkswagen:** Bora 1.4 16V- 1.6 - 1.9 SDI - TDI - 2.3 V5-4motion | Caddy I 1.6 D | Caddy II 1.7 SDI - 1.9 D - SDI - TDI | Corrado 2.9 VR6 | Golf I 1.5 D - 1.6 D - 1.6 TD | Golf III 1.9 D - SDI - TD - GTD - TDI - Syncro | Golf III 2.0 - 2.8 VR6 - 2.9 VR6 Syncro | Golf IV 1.4 16V - 1.6 - 2.3 V5 - 4motion | Golf IV 1.9 SDI - TDI - 4motion | Jetta I 1.6 D - 1.6 TD | Lupo 1.4 TDI | New Beetle 1.9 TDI | Passat 1.6 TD - 1.9 D - TD - TDI - Syncro/4motion | Passat 2.0 - 2.3 VR5 - Syncro/4motion | Passat 2.8 VR6 - 2.9 VR6 Syncro | Polo 1.4 TDI - 1.6 - 1.9 SDI - TDI | Sharan 2.8 VR6 - Syncro - 1.9 TDI | Transporter IV 2.0 - 2.5 - Syncro - 2.8 V6 - VR6 | Transporter IV 2.4 D - Syncro - 2.5 TDI - Syncro | Vento 2.0 - 2.8 VR6 - 1.9 D - SDI - TD - TDI

**MOTOR****Valeo:** D7RS29 | D7RS30 | D7RS31 | D7RS129**EQUIVALENTE / Equivalent****Cargo:** 231093 - **Valeo:** 188270 | 594389 | 594699**1927****IMPULSOR DE PARTIDA DO MOTOR DE ARRANQUE**

STARTER DRIVE / IMPULSOR DE PARTIDA

FOTO / Photo pg. 306

**APLICAÇÃO / Application / Aplicación**

**Alfa Romeo:** 147 1.6 16V - 1.8 16V - 2.0 16V | 156 1.6 16V - 1.8 16V - 2.0 16V - **BMW:** 116i | 118i | 120i | 318i | X3 2.0i | Z4 2.0i - **Fiat:** Barchetta 1.8 16V | Punto HCT 1.8 16V | Stilo 1.8 16V - **Lancia:** Lybra 1.8 16V e 2.0 20V

**MOTOR****Bosch:** 0001107411 | 0001107490 | 0001107491**EQUIVALENTE / Equivalent****Bosch:** 1006209805 | 1006209808 | 1006209814 | 1006209958 - **Cargo:** 234946**1928****IMPULSOR DE PARTIDA DO MOTOR DE ARRANQUE**

STARTER DRIVE / IMPULSOR DE PARTIDA

FOTO / Photo pg. 306

**APLICAÇÃO / Application / Aplicación****Case:** Pá Carregadeira - **John Deere:** Tratores**EQUIVALENTE / Equivalent**

**Cargo:** 133545 - **Facet:** 10533 | 10632 | 10633 - **Lester:** 3300 | 4000 | 4100 | 4211 | 4248 | 4251 | 4268 | 4307 | 4318 | 4943 | 4994 | 4995 | 6164 | 6510 | 6707 | 6731 | 6733 | 6737 - **Lucas Indiel:** 223191 - **Remy:** D2037 | A43652 | 1877345 | 1947912 | 1968131 | 1970376 | 1971706 | 10479522 | 10497522

**1929****IMPULSOR DE PARTIDA DO MOTOR DE ARRANQUE**

STARTER DRIVE / IMPULSOR DE PARTIDA

FOTO / Photo pg. 307

**APLICAÇÃO / Application / Aplicación****Tramontini:** Trator T3230-2 1.8 32CV 2010... | Trator T3230-4 1.8 32CV 2010... | Trator T5045-2 2.5 50CV 2010... | Trator T5045-4 2.5 50CV 2010...**MOTOR****Bosch:** F000AL0154**EQUIVALENTE / Equivalent****Bosch:** F000AL2856**1930****IMPULSOR DE PARTIDA DO MOTOR DE ARRANQUE**

STARTER DRIVE / IMPULSOR DE PARTIDA

FOTO / Photo pg. 307

**APLICAÇÃO / Application / Aplicación****Audi:** A4 1.9 TDI 2001...2004 | A6 2001...2005 - **Volkswagen:** Passat 1.9 TDI 2000...2005**MOTOR****Valeo:** D7GS9 | 438184 | 458231 - **Volkswagen:** 068911024L | 068911024LX**EQUIVALENTE / Equivalent****Cargo:** 237291

**1932****IMPULSOR DE PARTIDA DO MOTOR DE ARRANQUE**

STARTER DRIVE / IMPULSOR DE PARTIDA

FOTO / Photo pg. 307

**APLICAÇÃO / Application / Aplicación**

**Hyundai:** Creta 1.6 Start/Stop | i20 1.4 Gasolina Start/Stop | i30 1.4 Gasolina Start/Stop | i30 1.6 Gasolina Start/Stop - **Kia:** Carens 1.6 Gasolina Start/Stop 2013... | Ceed 1.4 Gasolina Start/Stop 2012... | Pro Ceed 1.4 Gasolina Start/Stop 2013... | Rio 1.4 Gasolina Start/Stop 2011... | Soul 1.6 Gasolina G4FDGDi Start/Stop 06/2011...

**MOTOR**

**Bosch:** 0001138051 | 0001138052 | 0001138055 | 0001138056 | 0001138073 | 0001138074 - **Kia:** 361002B302

**EQUIVALENTE / Equivalent**

**Bosch:** 1006210351 | 1006210927

**1933****IMPULSOR DE PARTIDA DO MOTOR DE ARRANQUE**

STARTER DRIVE / IMPULSOR DE PARTIDA

FOTO / Photo pg. 307

**APLICAÇÃO / Application / Aplicación**

**Ford:** C Max 1.6L 1596cc 2007...2010 | Fiesta L4 1.6L 1596cc 97cid 2011...2012 | Fiesta L4 1.6L 1596cc 97cid VIN 2013...2017 | Fiesta L4 1.6L 1598cc 98cid 2011...2013 | Focus II 1.4L 1388cc 2004...2007 | Focus II 1.6L 1596cc 2004...2012 | Focus C Max 1.6L 1596cc 2003...2007

**MOTOR**

**Ford:** AE8T11000AB - **Mitsubishi:** MOT32271 | M000T32271 | M000T33571ZC

**EQUIVALENTE / Equivalent**

**Mitsubishi:** 092441971 | M191T41971 | M191YT41971 - **WAI:** 548358

**1934****IMPULSOR DE PARTIDA DO MOTOR DE ARRANQUE**

STARTER DRIVE / IMPULSOR DE PARTIDA

FOTO / Photo pg. 307

**APLICAÇÃO / Application / Aplicación**

**Volkswagen:** Cross Up! 1.0 EA211 2014... | Crossfox 1.6 EA211 2015... | Fox 1.0 e 1.6 EA211 2013... | Gol 1.6 EA211 2014... | Golf 1.4 EA211 2013... | Saveiro 1.6 EA211 2014... | Spacefox 1.6 EA211 2014... | T-Cross 1.0 TSI 3cil 2018... | Up! 1.0 EA211 2014...

**MOTOR**

**Valeo:** 495109 | TSC10R6 - **Volkswagen:** 02M911021J

**EQUIVALENTE / Equivalent**

**Valeo:** 501498 | 1208965

**1935****IMPULSOR DE PARTIDA DO MOTOR DE ARRANQUE**

STARTER DRIVE / IMPULSOR DE PARTIDA

FOTO / Photo pg. 307

**APLICAÇÃO / Application / Aplicación**

**Buick:** Regal L4 2.0L 1998cc 122cid 2014...2016 - **Cadillac:** ATS L4 2.0L 1998cc 122cid 2015 | ATS L4 2.5L 2457cc 150cid 2015 - **General Motors/Chevrolet:** Colorado L4 2.5L 2457cc 153cid 2015...2016 | Malibu L4 2.0L 1998cc 122cid 2016 | S10 Cab. Dupla (nova) 2L03-43 (LCV, N8D) 2015...2019 | S10 Cab. Simples (nova) 2L03-43 (LCV, N8D) 2015...2019 - **GMC:** Canyon L4 2.5L 2457cc 153cid 2015...2016

**MOTOR**

**Denso:** 4380002400 | 4380004420 - **General Motors/Chevrolet:** 12663053 | 12678752 - **Lester:** 16348

**EQUIVALENTE / Equivalent**

**General Motors/Chevrolet:** 93306250

1936

## IMPULSOR DE PARTIDA DO MOTOR DE ARRANQUE

STARTER DRIVE / IMPULSOR DE PARTIDA

FOTO / Photo pg. 307

## APLICAÇÃO / Application / Aplicación

**Agrale:** Caminhão 13000 Com Motor MWM 6.10 TCA | Caminhões 10.000, 14.000 e 14.000 6X2 Com Motor MWM MaxxForce 4.8H. EURO V 01/2012... | Caminhões 6000, 8500 e 9200 Com Motores MWM 4.10 TCA e MWM 4.12 TCE | Chassis MA 7.9, MA8.5, MA9.2, MA10.0, MA12.0, MA15.0 e MT12.0 Com Motores MWM4.10 TCA e MWM 4.12 TCE | Furgovan 8000 Com Motor MWM 4.10 TCA | Ônibus MA12.0, MA15.0, MT15.0 LE, MA10.0 e MA9.2 Com Motor MWM MaxxForce 4.8HEURO V 01/2012... | Ônibus Volare W8, W9 e V8 Com Motores MWM 4.10 TCA ...2008 | Ônibus W8, W9 e V8 Com Motores MWM 4.12 TCE 2008... - **BMW:** Motor MWM 4.10TCA AGRAL CAMINHAO 8500D | Motor MWM 4.12TCE Agrale MA 12 185CV | Motor MWM 4.12TCE ITEC MIDI BUS (América Latina) | Pulverizadora Montana Parruda 2627M e 2627H Com Motor MWM 4.10L TCA 07/2012... - **Case:** Motoniveladora 845, 845.2, FG 140.2 | Motoniveladora RG140B e 845 com transmissão ZF | Pá Carregadeira W20, 521D, 621D, W130

**Fiat Allis:** Pá Carregadeira FR128 - Substitui 10479654 | Trator de Esteira 7D - Substitui 10479654 - **Ford:** Caminhões C1722e (4x2), C2422e(6x2), C2622e (6x4), C2428e (6x2), C2628e (6x4) Com Motor Cummins Eletrônico ISB (4 e 6 Cilindros) ...03/2011 | Caminhões C815e (4x2), C1317e (4x2), C1517e (4x2), C1717e (4x2) Com Motor Cummins Eletrônico ISB (4 e 6 Cilindros) ...03/2011 - **Freightliner:** Caminhões M2 Com Motor MB906/904 - **Mercedes Benz:** Axor 1419, 1719, 1726, 1726 4x4, 1729S, 2426 6x2 e 2429 6x2 Com Motores eletrônicos24V OM 924 LA e OM 926 LA - Euro V 01/2012... | Axor 1933, 2533, 2826, 2828, 2831 Com Motores eletrônicos OM906 e OM 926 | Caminhões 710, 712E, 1418R, 1720, 1720K, L1620 - Chassi de Ônibus LO 712, LO 812 Com Motores mecânicos 12V OM 364 e OM 366) - 29MT | Caminhões 712C, 715, 714C, 915C, 1215, 1218EL, 1218L, 1418 EL, 1418L, 1718, 1725 | Caminhões Família Accelo: 815 e 1016 Com Motor eletrônico 24V OM 924 LA - Euro V 01/2012... | Caminhões Família Atron: 1319, 2324, 2729K (Basculante), 2729B (Betoneira) e2729 Com Motores eletrônicos 24V OM 924 LA e OM 926 LA -Euro V 01/2012... | Chassi de ônibus LO 914, 0500M, 0500U, 0500R, OF 1417, OF1418, OF 1518, OF 1721, Com Motores eletrônicos 24V OM 904, OM 906, OM 924 eOM 926 | Família Atego (1315, 1418, 1518, 1718, 1725, 2425), L1318, 2423B,2423K, L1620 | Fora de Estrada Família Axor: 2831K (Basculante), 2831B (Betoneira) e 2831P (Pla Com Motor eletrônico 24V OM 926 LA - Euro V 01/2012... | Ônibus Boxer e Torino Com Motor OM904/906 12V | Ônibus Rodoviário O500M 1826 BUGGY e O500R 1830 Com Motor eletrônico OM926 LA - Euro V 01/2012... | Ônibus Urbano OF1519,OF1721, OF1724, O500M 1826, O500U 1826 Com Motores eletrônicos 24V OM 924 LA eOM 926 LA - Euro V 01/2012... | Rodoviário Família Axor 1933 e 2533 Com Motor eletrônico 24V OM 926 LA - Euro V 01/2012... - **Navistar:** Ônibus 4700 Com Motor MWM 4.8L euro II y III - **New Holland:** Motoniveladora 140 | Pá Carregadeira 12C | Trator de Esteira 7D - **Remy:** 29MT - **Volkswagen:** Caminhões 17-250E, 24-250E Com Motor Cummins ISB 4 e 6 cil ...09/2009 | Caminhões 17-250E, 24-250E Com Motor Cummins ISB 4 e 6 cil 10/2009... | Caminhões 8-150 Eletr Delivery Puls, 9-150E, 10-150E, 13-180E, 15-190E 06/2009... | Caminhões 9-150 Eletr Delivery Com Motor Cummins 01/2010... | Caminhões constellation 13-180, 15-180, 17-260, 26-260E, 31-260E Motor MWM Eletrônico 4 e 6 Cilindros | Caminhões Worker 8-120 EuroII e III. 13-180 Euro II e III, 15-180 Euro III.17-18 Motor MWM 4 e 6 cilindros | Delivery 5.150, 8.160 e 9.160 3.8L Com Motor Cummins ISF (Euro V) 01/2012... | Ônibus 17-230EOD/V-tronic e 17-260EOD/ V-tronic Motor MWM Eletrônico 4 e 6 Cilindros com Transmissão ZF | Ônibus 8-150 ODC / FEB, 9-150 ODC Com Motor Cummins ISB 4 e 6 cil | Ônibus 8.120 OD Euro II e III Motor MWM 4 cilindros - **Volvo:** VM 210, 260, 310 Com Motores MWM 4.12TCE e 6.12TCE ...12/2011 - **ZEN:** Utiliza Pinhão ZEN 12954 | Utiliza Pinhão ZEN 12955 | Utiliza Pinhão ZEN 12956 | Utiliza Pinhão ZEN 12957 | Utiliza Pinhão ZEN 12961

## MOTOR

**Remy:** 8200003 | 8200004 | 8200014 | 8200054 | 8200064 | 8200065 | 8200103 | 8200138 | 8200196 | 8200231 | 8200292 | 8200295 | 8200296 | 8200297 | 8200326 | 8200331 | 8200357 | 8200386 | 8200387 | 8200400 | 8200474 | 8200478 | 8200495 | 8200511 | 8200512 | 8200564 | 8200816 | 8200826 | 8200848 | 8200853 | 8200854 | 8200875 | 8200882 | 8200884 | 8200885 | 8200886 | 8200887 | 8200889 | 8200890 | 19011400 | 19011402 | 19011403 | 19011407

## EQUIVALENTE / Equivalent

**Remy:** 10515810 | 10515811

1937

## IMPULSOR DE PARTIDA DO MOTOR DE ARRANQUE

STARTER DRIVE / IMPULSOR DE PARTIDA

FOTO / Photo pg. 307

## APLICAÇÃO / Application / Aplicación

**John Deere:** 5045D 3.029 PowerTech, 3cyl. 179 CI Turbo Dsl 2008...2014

## MOTOR

**Bosch:** F002G20658 - **Lester:** 19331

## EQUIVALENTE / Equivalent

**Bosch:** F002G20677

1938

## IMPULSOR DE PARTIDA DO MOTOR DE ARRANQUE

STARTER DRIVE / IMPULSOR DE PARTIDA

FOTO / Photo pg. 307

## APLICAÇÃO / Application / Aplicación

**Fiat:** Argo 1.0 e 1.3 Start/Stop 2015... | Cronos 1.3 2018... | Mobi 1.0 e 1.3 Start/Stop 2015... | Uno 1.0 e 1.3 Start/Stop 2015...

## MOTOR

**Bosch:** 0001170416 | 0001170417 | 0001170420 | 0001170421 - **Fiat:** 52033809

## EQUIVALENTE / Equivalent

**Bosch:** 1006210516 | 1006210949

1939

## IMPULSOR DE PARTIDA DO MOTOR DE ARRANQUE

STARTER DRIVE / IMPULSOR DE PARTIDA

FOTO / Photo pg. 307

## APLICAÇÃO / Application / Aplicación

**Fiat:** Argo 1.8 Start/Stop | Toro 1.8 Start/Stop - **Jeep:** Renegade 1.8 Start/Stop 2015...

## MOTOR

**Bosch:** 0001170422 | 0001170423 - **Fiat:** 52014723

**1939****IMPULSOR DE PARTIDA DO MOTOR DE ARRANQUE**

STARTER DRIVE / IMPULSOR DE PARTIDA

FOTO / Photo pg. 307

EQUIVALENTE / Equivalent

Bosch: 1006210940 | 1006210948

**1940****IMPULSOR DE PARTIDA DO MOTOR DE ARRANQUE**

STARTER DRIVE / IMPULSOR DE PARTIDA

FOTO / Photo pg. 307

APLICAÇÃO / Application / Aplicación

Hyundai: HR 2.5 TCI 2012... - Kia: Bongo K2500 2.5 TCI 2012...

MOTOR

Hyundai: 361004A160 - Remy: 8000868

EQUIVALENTE / Equivalent

Remy: 10542541

**1941****IMPULSOR DE PARTIDA DO MOTOR DE ARRANQUE**

STARTER DRIVE / IMPULSOR DE PARTIDA

FOTO / Photo pg. 307

APLICAÇÃO / Application / Aplicación

BRP: Can Am Quadriciclo Outlander 450 cc

MOTOR

Rotax: 684282

EQUIVALENTE / Equivalent

Rotax: 294811 | 684053 | 684054 | 684056 | 684057 | 684058

**1942****IMPULSOR DE PARTIDA DO MOTOR DE ARRANQUE**

STARTER DRIVE / IMPULSOR DE PARTIDA

FOTO / Photo pg. 307

APLICAÇÃO / Application / Aplicación

**Ford:** E150 V8 5.4L 330cid 2013...2014 | E250 V8 4.6L 281cid 2014 | E250 V8 5.4L 330cid 2013...2014 | E350 Super Duty V10 6.8L 415cid 2013...2018 | E350 Super Duty V8 5.4L 330cid 2013...2016 | E450 Super Duty V10 6.8L 415cid 2013...2017 | E450 Super Duty V8 5.4L 330cid 2013...2016 | Expedition V8 5.4L 330cid 2013...2014 | F150 V8 5.0L 4951cc 302cid 2013...2015 | F150 V8 6.2L 6210cc 379cid 2014 | F250 Super Duty V8 6.2L 6210cc 379cid 2013...2018 | F350 Super Duty V8 6.2L 6210cc 379cid 2013...2018 | F450 Super Duty V10 6.8L 415cid 2013...2018 | F53 V10 6.8L 415cid 2013...2018 | F550 Super Duty V10 6.8L 415cid 2013...2018 | F59 V10 6.8L 415cid 2016...2018 - **Lincoln:** Navigator 2013-2014 V8 5.4L 330cid 2013...2014 - **Mercedes Benz:** C180 2.1 CDi (S204)[OM651.913] 01/2011...08/2014 | C180 2.1 CDi (W204)[OM651.913] 01/2011...01/2014 | C200 2.1 CDi (S204)[OM651.913] 08/2010...08/2014 | C200 2.1 CDi (W204)[OM651.913] 01/2011...01/2014 | C220 2.1 CDi (C204)[OM651.911] 06/2011... | C220 2.1 CDi (S204)[OM651.911] 12/2008...08/2014 | C220 2.1 CDi (W204)[OM651.911] 12/2008...01/2014 | C250 2.1 CDi (C204)[OM651.911] 06/2011... | C250 2.1 CDi (S204)[OM651.911] 01/2009...08/2014 | C250 2.1 CDi (W204)[OM651.911] 08/2008...01/2014 | C250 2.1 CDi 4-Matic (S204)[OM651.912] 04/2010...08/2014 | C250 2.1 CDi 4-Matic (W204)[OM651.912] 01/2011...01/2014 | CLS250 2.1 BlueTec (C218)[OM651.924] 04/2011... | CLS250 2.1 CDi (C218)[OM651.924] 04/2011... | E200 2.1 BlueTec (S212)[OM651.925] 11/2009... | E200 2.1 BlueTec (W212)[OM651.925] 01/2009... | E200 2.1 CDi (S212)[OM651.925] 11/2009... | E200 2.1 CDi (W212)[OM651.925] 01/2009... | E220 2.1 BlueTec (A207)[OM651.911] 01/2010... | E220 2.1 BlueTec (S212)[OM651.924] 11/2009... | E220 2.1 BlueTec (W212)[OM651.924] 01/2009... | E220 2.1 CDi (A207)[OM651.911] 01/2010... | E220 2.1 CDi (C207)[OM651.911] 01/2010... | E220 2.1 CDi (S212)[OM651.924] 11/2009... | E220 2.1 CDi (W212)[OM651.924] 01/2009... | E250 2.1 BlueTec (A207)[OM651.911] 01/2010... | E250 2.1 BlueTec (C207)[OM651.911] 01/2009... | E250 2.1 BlueTec (S212)[OM651.924] 11/2009... | E250 2.1 BlueTec (W212)[OM651.924] 01/2009... | E250 2.1 BlueTec 4-Matic (S212)[OM651.924] 07/2010... | E250 2.1 BlueTec 4-Matic (W212)[OM651.924] 01/2009... | E250 2.1 CDi (A207)[OM651.911] 01/2010... | E250 2.1 CDi (C207)[OM651.911] 01/2009... | E250 2.1 CDi (S212)[OM651.924] 07/2010... | E250 2.1 CDi (S212)[OM651.924] 11/2009... | E250 2.1 CDi (W212)[OM651.924] 01/2009... | GLK200 2.1 CDi (X204)[OM651.913] 07/2010...06/2015 | GLK200 2.1 CDi (X204)[OM651.916] 07/2010...06/2015 | GLK220 2.1 CDi (X204)[OM651.916] 12/2018...06/2015 | GLK220 2.1 CDi 4-Matic (X204)[OM651.912] 12/2018...06/2015 | GLK250 2.1 CDi 4-Matic (X204)[OM651.912] 09/2009...06/2015 | Mixto 113 2.1 CDi (W639)[OM651.940] 09/2010... | Mixto 116 2.1 CDi (W639)[OM651.940] 09/2010... | SLK250 2.1 CDi (R172)[OM651.980] 01/2012... | SLK250 2.1 D (R172)[OM651.980] 01/2012... | Sprinter 213 2.1 CDi (906)[OM651.955] 03/2009...05/2016 | Sprinter 213 2.1 CDi (906)[OM651.956] 03/2009...05/2016 | Sprinter 213 2.1 CDi (906)[OM651.957] 03/2009...05/2016 | Sprinter 313 2.1 CDi (906)[OM651.955] 05/2009... | Sprinter 313 2.1 CDi (906)[OM651.955] 06/2006...05/2016 | Sprinter 313 2.1 CDi (906)[OM651.956] 08/2011...05/2016 | Sprinter 313 2.1 CDi (906)[OM651.956] 05/2009... | Sprinter 313 2.1 CDi (906)[OM651.956] 06/2006...05/2016 | Sprinter 313 2.1 CDi (906)[OM651.955] 08/2011...05/2016 | Sprinter 313 2.1 CDi 4x4 (906)[OM651.955] 05/2009... | Sprinter 313 2.1 CDi 4x4 (906)[OM651.955] 06/2006...05/2016 | Sprinter 313 2.1 CDi 4x4 (906)[OM651.955] 08/2011...05/2016 | Sprinter 313 2.1 CDi 4x4 (906)[OM651.956] 05/2009... | Sprinter 313 2.1 CDi 4x4 (906)[OM651.956] 06/2006...05/2016 | Sprinter 313 2.1 CDi 4x4 (906)[OM651.956] 08/2011...05/2016 | Sprinter 316 2.1 CDi (906)[OM651.955] 03/2009... | Sprinter 316 2.1 CDi (906)[OM651.957] 03/2009... | Sprinter 316 2.1 CDi 4x4 (906)[OM651.955] 03/2009... | Sprinter 316 2.1 CDi 4x4 (906)[OM651.955] 08/2011... | Sprinter 316 2.1 CDi 4x4 (906)[OM651.957] 03/2009... | Sprinter 316 2.1 CDi 4x4 (906)[OM651.957] 08/2011... | Viano 2.0 CDi (W639)[OM651.940] 07/2010... | Viano 2.0 CDi 4-Matic (W639)[OM651.940] 07/2010... | Viano 2.2 CDi (W639)[OM651.940] 07/2010... | Viano 2.2 CDi 4-Matic (W639)[OM651.940] 07/2010... | Vito 113 2.1 CDi (W639)[OM651.940] 09/2010... | Vito 113 2.1 CDi 4x4 (W639)[OM651.940] 09/2010... | Vito 116 2.1 CDi (W639)[OM651.940] 09/2010... | Vito 116 2.1 CDi 4x4 (W639)[OM651.940] 09/2010...

MOTOR

Denso: 4280005510 | 4280005511 | 4380000410 - Ford: DL3Z11002A | DL3T11000AA | DL3Z11002AFC - Lester: 19247 - Mercedes Benz: A6519060026

**1943****IMPULSOR DE PARTIDA DO MOTOR DE ARRANQUE**

STARTER DRIVE / IMPULSOR DE PARTIDA

FOTO / Photo pg. 307

APLICAÇÃO / Application / Aplicación

Honda: New Civic 2013

**1943****IMPULSOR DE PARTIDA DO MOTOR DE ARRANQUE**

STARTER DRIVE / IMPULSOR DE PARTIDA

FOTO / Photo pg. 307

**MOTOR**

Denso: 4280008190

**1944****IMPULSOR DE PARTIDA DO MOTOR DE ARRANQUE**

STARTER DRIVE / IMPULSOR DE PARTIDA

FOTO / Photo pg. 307

**APLICAÇÃO / Application / Aplicación**

Agrale: Agrale Maquinário Agrícola 4230 M790 1.3 30HP

**MOTOR**

Agrale: 7007010010005 | 7007010018008 - Iskra: AZE2194 | 11131518

**EQUIVALENTE / Equivalent**

Iskra: 16907851 | 72739187

**1945****IMPULSOR DE PARTIDA DO MOTOR DE ARRANQUE**

STARTER DRIVE / IMPULSOR DE PARTIDA

FOTO / Photo pg. 307

**APLICAÇÃO / Application / Aplicación**

Saab: 9 2X H4 2.5L 2458cc 2005...2006 - Subaru: Forester (SG) Eng.EJ20 2.0 AWD 92kw EJ20 2002...2005 | Forester (SG) Eng.EJ20 2.0 S Turbo AWD 130kw EJ20 2002...2005 | Forester H4 2.5L 2458cc 2003...2007 | Impreza Estate (GG) Eng.EJ20 2.0 AWD 92kw EJ20 2003...2005 | Impreza H4 2.5L 2458cc EJ253 2005...2007 | Impreza H4 2.5L 2458cc EJ255 2006...2007 | Legacy IV (BL, BP) Eng.EJ20 2.0 AWD 101kw EJ20 2003...2005 | Legacy IV Estate (BL, BP, B13\_) Eng.EJ25 2.5 AWD 121kw EJ25 2003...2005 | Outback (BL, BP) Eng.EJ25D 2.5 AWD 121kw EJ25D 2007...2008 | Outback (BL, BP) Eng.EZ30 3.0 AWD 180kw EZ30 2003...2009 | Outback (BM, BR) Eng.EZ36D 3.6 R AWD 191kw EZ36D 2009...2011

**MOTOR**

Mitsubishi: MOT20171 | M000T20171 - Saab: 32006007 - Subaru: 23300AA460

**EQUIVALENTE / Equivalent**

Mitsubishi: M191X18971 - Subaru: 23312AA080

**1946****IMPULSOR DE PARTIDA DO MOTOR DE ARRANQUE**

STARTER DRIVE / IMPULSOR DE PARTIDA

FOTO / Photo pg. 308

**APLICAÇÃO / Application / Aplicación**

General Motors/Chevrolet: Colorado L4 2.8L 171cid 2016 | S10 LS DD4 2016...2017 - GMC: Canyon L4 2.8L 171cid 2016

**MOTOR**

General Motors/Chevrolet: 24584626 | 24585283 | 24588465 - Lester: 16046 - Valeo: 1206997

**EQUIVALENTE / Equivalent**

General Motors/Chevrolet: 1608820544

**1947****IMPULSOR DE PARTIDA DO MOTOR DE ARRANQUE**

STARTER DRIVE / IMPULSOR DE PARTIDA

FOTO / Photo pg. 308

**APLICAÇÃO / Application / Aplicación**

Ford: Maverick 2700 1993...1996 - Nissan: Cabstar 2500 1987...1992 | D21 1986...1992 - ZEN: Utilizado no Impulsor ZEN 1608

**MOTOR**

Hitachi: S2408 | S2410 | S2411 | S13107 | S13118 | S2405B | S2408A | S13107A - Iskra: IS9319 - Lester: 30727 - Nissan: 2330010T02 | 23300Q2403 | 23300Q2404 | 23300Q2405 | 23300Q2406

**EQUIVALENTE / Equivalent**

Cargo: 133904 - Hitachi: 22403550 - Nissan: 2335410T00

**1948****IMPULSOR DE PARTIDA DO MOTOR DE ARRANQUE**

STARTER DRIVE / IMPULSOR DE PARTIDA

FOTO / Photo pg. 308

**APLICAÇÃO / Application / Aplicación**

Caterpillar: 938H - Denso: Motores P8 PLGR 24V 13T - John Deere: Carregadeira 824J, 824K JD 13.5L 29HP Diesel | Carregadeira 844K JD 13.5L 330HP Diesel | Escavadeira 450C LC | Motores Marine - Perkins: Motores Marine C6.6

**EQUIVALENTE / Equivalent**

Denso: 19050199

**1949****IMPULSOR DE PARTIDA DO MOTOR DE ARRANQUE**

STARTER DRIVE / IMPULSOR DE PARTIDA

FOTO / Photo pg. 308

**APLICAÇÃO / Application / Aplicación**

Kia: Picanto

**1949****IMPULSOR DE PARTIDA DO MOTOR DE ARRANQUE**

STARTER DRIVE / IMPULSOR DE PARTIDA

FOTO / Photo pg. 308

EQUIVALENTE / Equivalent

Vulko: 19629

**1950****IMPULSOR DE PARTIDA DO MOTOR DE ARRANQUE**

STARTER DRIVE / IMPULSOR DE PARTIDA

FOTO / Photo pg. 308

APLICAÇÃO / Application / Aplicación

Hyundai: i10 1.2, 57kW, 78HP, 1248cc 2008...2015 | i10 1.2, 63kW, 86HP, 1248cc 2011...2015 | i20 1.2, 57kW, 78HP, 1248cc 2008...2015 | i20 1.2, 63kW, 86HP, 1248cc 2012...2015 - **Kia**: Picanto

MOTOR

Hyundai: 3610003100 - **Kia**: 3610003200 | 3610003401 - **Lester**: 30350 - **Valeo**: 1250902 | 26024242A

EQUIVALENTE / Equivalent

Vulko: 19656

**1951****IMPULSOR DE PARTIDA DO MOTOR DE ARRANQUE**

STARTER DRIVE / IMPULSOR DE PARTIDA

FOTO / Photo pg. 308

APLICAÇÃO / Application / Aplicación

Hurlimann: Tratores 345 - 355 - 360 - 470 - 480 - 490 - 5110 6130 - 6160 - 358 - 476 - 488T - 496 - 6135 - 6136 - 6160 - 6190 - **Lamborghini**: Tratores 115 - 135 - 1356 - 1556 - 165 - 190 - 345 - 573 - 574 - 654 - 674 - 684 - 754 - 774 - 775 - 874 - R613DT - R653F - R714F - **Same**: Trator Aurora 45 | Tratores Antares 110 - 130 - **Steyr Puch**: Tratores 288 - 290 - 406 - 50 - 650 - 658 - 760 - 768 - 988

MOTOR

Iskra: 11130179 | 11130201 | 11130414 | 11130595 | 11130626 | 11130686 | 11130692 | 11130705 | 11130710 | 11130821 | 11130861 | 11130887 | 11130895 | 11131017 | 11131085 | 11131144 | 11131236 - **Lester**: 17258

EQUIVALENTE / Equivalent

Cargo: 230280 - Iskra: 16901752

**1952****IMPULSOR DE PARTIDA DO MOTOR DE ARRANQUE**

STARTER DRIVE / IMPULSOR DE PARTIDA

FOTO / Photo pg. 308

APLICAÇÃO / Application / Aplicación

John Deere: Colheitadeira 6610 6076 7.6L Diesel 1992...1995 | Colheitadeira 6810 Cummins NTA-855 14.0L Turbo Diesel 1992...1997 | Colheitadeira 6910 6068HT 6.8L Turbo Diesel 1997...2001 | Colheitadeira 6910 Cummins NTA-855 14.0L Turbo Diesel 1992...1997 | Trator 6505 6068D 6.8L Diesel | Trator 6510 4045T 4.5L Turbo Diesel 1998...2001 | Trator 6510L 4045T 4.5L Turbo Diesel 1998...2001 | Trator 6510S 4045T 4.5L Turbo Diesel 1998...2001 | Trator 6520 4045T 4.5L Turbo Diesel 2002...2005 | Trator 6520 Premium 6068 6.8L Diesel 2001...2006 | Trator 6520L 4045T 4.5L Turbo Diesel 2002...2005 | Trator 6520L 6068HT 6.8L Turbo Diesel 2002...2007 | Trator 6520SE 4045T 4.5L Turbo Diesel 2002...2005 | Trator 6520SE 6068HT 6.8L Turbo Diesel 2002...2007 | Trator 6610 6076 7.6L Diesel 1992...1995 | Trator 6610SE 6068T 6.8L Turbo Diesel 1997...2002 | Trator 6620 6068T 6.8L Turbo Diesel 2002...2005 | Trator 6715 6068T 6.8L Turbo Diesel 2002...2005 | Trator 6820 6068H 6.8L Turbo Diesel 1997...2005 | Trator 6910 6068HT 6.8L Turbo Diesel 1997...2001 | Trator 6910 Cummins NTA-855 14.0L Turbo Diesel 1992...1997 | Trator 6910S 6068T 6.8L Turbo Diesel 1997...2001 | Trator 6920S 6068 6.8L Diesel 2002...2008 | Trator 7220 6068H 6.8L Turbo Diesel 2002...2006 | Trator 7320 6068H 6.8L Turbo Diesel 2002...2006 | Trator 7420 6.8LL 1994...2017 | Trator 7520 6531T 8.7L Turbo Diesel 1994...1998 | Trator 8870 6068T 6.8L Turbo Diesel 1997...2001

MOTOR

Bosch: 0001230002 - **John Deere**: AL81154 | RE50326 - **Lester**: 18361

EQUIVALENTE / Equivalent

Bosch: 6033AD0267 | 6033AD3106 - **John Deere**: RE503358**1957****IMPULSOR DE PARTIDA DO MOTOR DE ARRANQUE**

STARTER DRIVE / IMPULSOR DE PARTIDA

FOTO / Photo pg. 308

APLICAÇÃO / Application / Aplicación

Ford: Tratores - **Isuzu**: Amigo L4 2.3L 2254CC 1989...1993 | Amigo L4 2.6L 2559CC 1989...1989 | Impulse L4 2.0L 1994CC 1985...1989 | Impulse L4 2.3L 2254CC 1988...1989 | Motores Modelo 4ZE1 | Pickup L4 2.3L 2254CC 1986...1995 | Pickup L4 2.6L 2559CC 1988...1989 | Trooper L4 2.3L 2254CC 1986...1987 | Trooper L4 2.6L 2559CC 1988...1990 - **Kubota**: Trator L2250 | Trator L275 | Trator L2550 | Trator L285 | Trator L295 | Trator L3100 | Trator L3450 | Trator L3650 - **New Holland**: Tratores

MOTOR

Kubota: 1542563011 | 1550163012 | 1551163011 | 1552163012 | 1961663012 - **Nippon**: 0280006261 | 0280007740 | 0280008432 | 0280008740 | 0280009031 | 0280009032 | 1280000120 | 1280000130 | 1280000180 | 1280000181 | 1280000280 | 1280000300 | 1280000940 | 1280000950 | 1280001900 | 1280002131 | 1280002140 | 1280002190 | 1280004570 | 1280005080 | 1280005630 | 1280005691 | 1280006990 | 1280007471 | 2280000211

EQUIVALENTE / Equivalent

Cargo: 132864 - **Denso**: 0283002200 | 0283005490 | 0283005710 | 0283006210 - **Honda**: 31204657671 - **Isuzu**: 8941291870 - **Kubota**: 1552163041 - **Nippon**: 0283001800 | 0283002200 | 0283005490 | 0283005710 | 0283006210

**1958****IMPULSOR DE PARTIDA DO MOTOR DE ARRANQUE**

STARTER DRIVE / IMPULSOR DE PARTIDA

FOTO / Photo pg. 308

## APLICAÇÃO / Application / Aplicación

**Honda:** Accord V 2.0 TDi Civic | Civic 2.0 Diesel 1997...2001 | Civic VI 2.0 Aerodeck TDi C | Civic VI Aerodeck 2.0 iD - **Land Rover:** Freelander 2.0 Diesel 1997...2000**Rover:** 200 1.8 Diesel 1991....1995 | 218 D - TD | 25 2.0 Diesel 2000.... | 418 D- TD | 420 D - Di | 45 2.0 Diesel 2000... | 620 Sdi | Montego 2.0 D Turbo

## MOTOR

**Bosch:** 0986020310 - **Denso:** 2280003980 | 2280003981 | 2280004960 | 2280004961 - **Honda:** 31200P5TG00 - **Lucas:** LRT105 | LRT00105 - **Remy:** DRS3798**Rover:** GNU4558 | NAD100580 | 77AD100580 - **Valeo:** VS573 | 458288 | 458607

## EQUIVALENTE / Equivalent

**Cargo:** 233642**1959****IMPULSOR DE PARTIDA DO MOTOR DE ARRANQUE**

STARTER DRIVE / IMPULSOR DE PARTIDA

FOTO / Photo pg. 308

## APLICAÇÃO / Application / Aplicación

**Ssangyong:** Korando 2.0 16V Diesel 2011...2012 | New Korando 2.0 16V Diesel 2015

## MOTOR

**Ssangyong:** A6711510201**1960****IMPULSOR DE PARTIDA DO MOTOR DE ARRANQUE**

STARTER DRIVE / IMPULSOR DE PARTIDA

FOTO / Photo pg. 308

## APLICAÇÃO / Application / Aplicación

**Isuzu:** Industrial Engine 4JB1 1995...2000 | Motor C240 Diesel 1978...1997 - **TCM:** Empilhadeira FD23Z | Empilhadeira FD25Z

## MOTOR

**Hitachi:** S2407 | S2412 - **Isuzu:** 8944234520 - **Lester:** 18281 - **Lucas:** LRS1911 | LRS01911

## EQUIVALENTE / Equivalent

**Cargo:** 139843 - **Hitachi:** 22401501 | 22405500**1961****IMPULSOR DE PARTIDA DO MOTOR DE ARRANQUE**

STARTER DRIVE / IMPULSOR DE PARTIDA

FOTO / Photo pg. 308

## APLICAÇÃO / Application / Aplicación

**Komatsu:** Empilhadeira FD20

## MOTOR

**Denso:** 1280009970 | 1280009971 - **Komatsu:** 6008131420 - **Lester:** 19747

## EQUIVALENTE / Equivalent

**Cargo:** 234720 - **Denso:** 0283001971 | 1280995060**1962****IMPULSOR DE PARTIDA DO MOTOR DE ARRANQUE**

STARTER DRIVE / IMPULSOR DE PARTIDA

FOTO / Photo pg. 308

## APLICAÇÃO / Application / Aplicación

**Toyota:** Dyna 100 2L e 2.5 TD 2002...2015 | HiAce 2500 2500 2.5 2001...2015 | Hilux 2500 2.5 2001...2016 | Land Cruiser 3.0 2000...2015 | Land Cruiser 3.TD 1996...2015

## MOTOR

**Denso:** 2280001770 | 2280001771 | 2280001772 | 2280004930 | 2280005220 | 2280005340 | 2280005341 | 2280005342 | 2280005650 - **Lester:** 31349

## EQUIVALENTE / Equivalent

**Cargo:** 233641 - **Denso:** 0283008011**1963****IMPULSOR DE PARTIDA DO MOTOR DE ARRANQUE**

STARTER DRIVE / IMPULSOR DE PARTIDA

FOTO / Photo pg. 308

## APLICAÇÃO / Application / Aplicación

**Peugeot:** 305 | 305 XL

## MOTOR

**Lester:** 30393 - **Paris Rhone:** D9E57 | D9E98

## EQUIVALENTE / Equivalent

**Cargo:** 132176 - **Valeo:** 102846**1964****IMPULSOR DE PARTIDA DO MOTOR DE ARRANQUE**

STARTER DRIVE / IMPULSOR DE PARTIDA

FOTO / Photo pg. 308

## APLICAÇÃO / Application / Aplicación

**Ford:** EcoSport 1.5 Transm. Manual 2017...2020 | KA Hatch, Sedan 1.5L DRAGON TIVCT 12V FLEX com Transm. Manual de 5 velocidades (MODELO MX65) 2018...2020



**1964****IMPULSOR DE PARTIDA DO MOTOR DE ARRANQUE**

STARTER DRIVE / IMPULSOR DE PARTIDA

FOTO / Photo pg. 308

**MOTOR****Bosch:** 0001194602 | 0001194603 | 0399709049 | 0399709050 | F000C60302 | F000C60303 | F002GC0014 | F002GC0044 | F002GC0045 - **Ford:** GN1511000AA | J7BT11000AA**EQUIVALENTE / Equivalent****Bosch:** 1006201510 | 1006212003 | 1006485025**1965****IMPULSOR DE PARTIDA DO MOTOR DE ARRANQUE**

STARTER DRIVE / IMPULSOR DE PARTIDA

FOTO / Photo pg. 308

**APLICAÇÃO / Application / Aplicación****Alfa Romeo:** Giulia 2.0 turbo 2016... | Stelvio Q4 2.0 turbo 2016...**MOTOR****Alfa Romeo:** 50532996 - **Bosch:** 0001172628 | 0001172629 - **Fiat:** 50532996**EQUIVALENTE / Equivalent****Bosch:** 1006210520 | 1006210533**1966****IMPULSOR DE PARTIDA DO MOTOR DE ARRANQUE**

STARTER DRIVE / IMPULSOR DE PARTIDA

FOTO / Photo pg. 309

**APLICAÇÃO / Application / Aplicación****General Motors/Chevrolet:** Onix 1.0, 1.0 turbo 2020 | Tracker 1.0 e 1.2 turbo 2020**MOTOR****Bosch:** 0001192091 - **General Motors/Chevrolet:** 55514718 | 914778233**EQUIVALENTE / Equivalent****Bosch:** 1006212003 | 1006485042**1967****IMPULSOR DE PARTIDA DO MOTOR DE ARRANQUE**

STARTER DRIVE / IMPULSOR DE PARTIDA

FOTO / Photo pg. 309

**APLICAÇÃO / Application / Aplicación****Fiat:** 500 1.0 e 1.2 Motor C60M | Panda 1.0 e 1.2 Motor C60M**MOTOR****Bosch:** 0001192082 | 0001192083 - **Fiat:** 51974929**EQUIVALENTE / Equivalent****Bosch:** 1006201048 | 1006212003 | 1006485045**1968****IMPULSOR DE PARTIDA DO MOTOR DE ARRANQUE**

STARTER DRIVE / IMPULSOR DE PARTIDA

FOTO / Photo pg. 309

**APLICAÇÃO / Application / Aplicación****Fiat:** Argo Firefly 1.0 e 1.3 2017... | Cronos Firefly 1.3 2018... | Pulse 1.0 12V, motor Turbo 200, Flex 2022... | Pulse 1.3 8V, Motor Firefly, Flex 2022... | Toro 1.3 Turbo 2016... | Uno Flex Firefly 1.0 e 1.3 2016... | Uno Way Firefly 1.3 2018...**MOTOR****Bosch:** 0001194019 | 0001194020 | 0001194024 - **Fiat:** 52033810 | 52193795**EQUIVALENTE / Equivalent****Bosch:** 1006201037 | 1006212020 | 1006485019**1969****IMPULSOR DE PARTIDA DO MOTOR DE ARRANQUE**

STARTER DRIVE / IMPULSOR DE PARTIDA

FOTO / Photo pg. 309

**APLICAÇÃO / Application / Aplicación****Ford:** EcoSport 1.5 Transm. Automatica 2017...2020 | KA 1.5L DRAGON TIVCT 12V Transm. Automatica de 6 velocidades (6F15) 2018...2020**MOTOR****Bosch:** 0399709051 | 0399709052 | F000C60304 | F000C60305 | F002GC0046 | F002GC0047 - **Ford:** GN1511000BA**EQUIVALENTE / Equivalent****Bosch:** 1006201026 | 1006212020 | 1006485026

**1970****IMPULSOR DE PARTIDA DO MOTOR DE ARRANQUE**

STARTER DRIVE / IMPULSOR DE PARTIDA

FOTO / Photo pg. 309

**APLICAÇÃO / Application / Aplicación**

**Chrysler:** Grand Voyager V(RT)Eng. EGH3.8148kw EGH 2007 | Grand Voyager V(RT)Eng. EGL3.8142kw EGL 2007 | Pacifica V6 3.8L 3778cc231cid 2006...2008 | Town E Country V6 3.3L 3301cc201cid 2006...2010 | Town E Country V6 3.8L 3778cc231cid 2006...2010 - **Dodge:** Caravan V6 3.3 L3301cc201cid 2006...2007 | Grand Caravan V6 3.3L 3301cc201cid VINE 2006...2007 | Grand Caravan V6 3.3L 3301cc201cid VINE 2009...2010 | Grand Caravan V6 3.3L 3301cc201cid VINH 2008 | Grand Caravan V6 3.3L 3301cc201cid VINR 2006...2007 | Grand Caravan V6 3.8L 3778cc231cid VIN1 2009...2010 | Grand Caravan V6 3.8L 3778cc231cid VINL 2006...2007 | Grand Caravan V6 3.8L 3778cc231cid VINP 2008 - **Jeep:** Wrangler V6 3.8L 3778cc231cid 2009...2010 | Wrangler V6 3.8L 3778cc231cid VIN1 2011 - **Volkswagen:** Routan V6 3.8L 3778cc231cid VIN1 2009...2010

**MOTOR**

**Chrysler:** 4748046AA | 04748046AA | 4748046AB | 04748046AB | 4748046AC | 04748046AC | 4801850AA | 04801850AA - **Denso:** 4280003070 | 4280003071 | 4280003072 | 4280006640 - **Lester:** 17949 - **Volkswagen:** 7B0911023

**1971****IMPULSOR DE PARTIDA DO MOTOR DE ARRANQUE**

STARTER DRIVE / IMPULSOR DE PARTIDA

FOTO / Photo pg. 309

**APLICAÇÃO / Application / Aplicación**

**John Deere:** 2254 6068H 6.8L Diesel 1997...2006 | 5410 4045D 4.5L Diesel 1998...2006 | 5415 4045D 4.5L Diesel 1997...2007 | 5415 Narrow 4045D 4.5L Diesel 1997...2007 | 5415H 4045D 4.5L Diesel 1997...2007 | 5420 4045D 4.5L Diesel 2001...2004 | 5420N 4045D 4.5L Diesel | 5510 4045T 4.5L Turbo Diesel 1998...2000 | 5510N 4045T 4.5L Turbo Diesel 1997...2006 | 5520 4045D 4.5L Turbo Diesel 2001...2004 | 5520N 4045T 4.5L Turbo Diesel 1997...2006 | 5615 4045T 4.5L Turbo Diesel | 5715 4045T 4.5LT urboDiesel | 5715HC 4045T 4.5L Turbo Diesel | 6205 4045T 4.5L Turbo Diesel

**MOTOR**

**Bosch:** 000123005 - **John Deere:** RE500819

**EQUIVALENTE / Equivalent**

**Bosch:** 6033AD0099 | 6033AD0102 | 6033AD3078 - **John Deere:** RE501912 - **WAI:** 549106

**1972****IMPULSOR DE PARTIDA DO MOTOR DE ARRANQUE**

STARTER DRIVE / IMPULSOR DE PARTIDA

FOTO / Photo pg. 309

**APLICAÇÃO / Application / Aplicación**

**Kubota:** DK300 V1903 Diesel 1987...1992 | KH12FD D1402 Dsl 1982...1993 | KH14 D1301 Dsl 1977...1980 | KH20 V1902 Dsl 1981...1992 | KH20 V1902-BH Dsl 1981...1999 | L2550DT D1402DIA 29.5HP Dsl 1985...1990 | L2550DTGST D1402DIA 29.5HP Dsl 1985...1987 | L2550F D1402DIA 29.5HP Dsl 1985...1990 | L2550GST D1402DIA 29.5HP Dsl 1986...1990 | NX3000 D1301 Engine 1977...1981 | R410 V1902 39.5HP Dsl 1989...2001 | RA250 V1902 Diesel 1987...1992 | Varios Modelos D1402 Diesel 1990...1996

**MOTOR**

**Denso:** 0280006260 | 0280006261 | 0280006570 | 0280008430 | 0280008432 | 0280009030 | 0280009031 | 0280009032 | 1280000181 - **Prestolite:** 20513040

**EQUIVALENTE / Equivalent**

**Denso:** 0283003340 | 0283003810 | 0283006700

**1973****IMPULSOR DE PARTIDA DO MOTOR DE ARRANQUE**

STARTER DRIVE / IMPULSOR DE PARTIDA

FOTO / Photo pg. 309

**APLICAÇÃO / Application / Aplicación**

**Kubota:** KC30 S2200BS Diesel 1982...2001 | M4500DC S2600 55.5HP Dsl 1978...1985 | M4500DT S2600 55.5HP Dsl 1978...1985 | M4500F S2600 55.5HP Dsl 1979...1984

**MOTOR**

**Denso:** 0280006250 | 0280007830 | 1280000071 | 1280000140 | 1280000141 | 1280001161 | 1280001470 | 1280002160 | 1280002161 - **Lester:** 16946 | 17115 | 17116 | 17367 | 17612 | 18149 | 18153

**EQUIVALENTE / Equivalent**

**Denso:** 0280992600 | 0280992601 | 0280996230

**1974****IMPULSOR DE PARTIDA DO MOTOR DE ARRANQUE**

STARTER DRIVE / IMPULSOR DE PARTIDA

FOTO / Photo pg. 309

**APLICAÇÃO / Application / Aplicación**

**Fiat:** Mobi 1.0, 3 cil, GSE 2017... | Nova Strada 1.3, 4 cil, GSE 2020...

**MOTOR**

**Denso:** 4380003370 | BC4380003370 - **Fiat:** 52032619 | 00520326190

**1975****IMPULSOR DE PARTIDA DO MOTOR DE ARRANQUE**

STARTER DRIVE / IMPULSOR DE PARTIDA

FOTO / Photo pg. 309

**APLICAÇÃO / Application / Aplicación**

**Audi:** A4 1.4 e 2.0 TFSI 2015.... | A4 Allroad, 2.0 TFSI 2016.... | A4 Avant Quattro, 2.0 TFSI 2015... | A4 Avant, 1.4 E 2.0 TFSI 2015... | A5 Cabriolet Quattro, 2.0 TFSI 2017... | A5 Cabriolet, 2.0 TFSI 2017... | A5 Coupe 1.4 TFSI 2016... | A5 Coupe Quattro, 2.0 TFSI 2016... | A5 Coupe, 2.0 TFSI 2016... | A5 Sportback 1.4 TFSI 2017... | A5 Sportback G-tron, 2.0 TFSI 2016... | Q5 45 Quattro, 2.0 TFSI 2016.... | Q5 Quattro, 2.0 TFSI 2016....

**1975****IMPULSOR DE PARTIDA DO MOTOR DE ARRANQUE**

STARTER DRIVE / IMPULSOR DE PARTIDA

FOTO / Photo pg. 309

**MOTOR****Audi:** 06L911021 - **Bosch:** 0001172402 | 0001172403 - **Volkswagen:** 06L911021A | 06L911021B | 06L911021X | 06L911021AX | 06L911021BX**EQUIVALENTE / Equivalent****Bosch:** 0399D73275 | 1006210511 - **WAI:** 549124**1976****IMPULSOR DE PARTIDA DO MOTOR DE ARRANQUE**

STARTER DRIVE / IMPULSOR DE PARTIDA

FOTO / Photo pg. 309

**APLICAÇÃO / Application / Aplicación****Chery:** Tiggo 2.0 16V 2009...**MOTOR****Chery:** QDY1201**EQUIVALENTE / Equivalent****GNR:** S520001**1977****IMPULSOR DE PARTIDA DO MOTOR DE ARRANQUE**

STARTER DRIVE / IMPULSOR DE PARTIDA

FOTO / Photo pg. 309

**APLICAÇÃO / Application / Aplicación****Lifan:** X60 1.8L 2013 - **Prestolite:** Série M74R**MOTOR****Lifan:** QDY1203 | LFB479Q3708100A - **Prestolite:** 35263380**EQUIVALENTE / Equivalent****Prestolite:** 35263275**1978****IMPULSOR DE PARTIDA DO MOTOR DE ARRANQUE**

STARTER DRIVE / IMPULSOR DE PARTIDA

FOTO / Photo pg. 309

**APLICAÇÃO / Application / Aplicación****Audi:** A3 L4 1.8L 2015...2016 | A3 Quattro L4 2.0L 2015...2017 | S3 L4 2.0L 2015...2017 | TT Quattro L4 2.0L 2011...2018 - **Seat:** Alhambra 2.0 TSI 2010 | Altea Altea XL 2.0 TFSI 2009 | Leon (5F1) 2.0 2013...2015 - **Skoda:** Octavia 2.0 TSI 2012...2013 | Superb 2.0 TSI 2010...2015 - **Volkswagen:** Beetle 1.8 TSI 2013 | Beetle L4 2.0 2011...2017 | CC 2.0, Turbo 2011...2013 | CC L4 2.0L 2012...2017 | Eos L4 2.0 2012...2016 | Golf 1.6 Turbo, Gas (CSR) 2014 | Golf 2.0 2009...2011 | Golf 2.0, Turbo, Gas (CGM) 2012 | Golf Alltrack L4 1.8 2017...2019 | Golf R L4 2.0 2015...2017 | GTI L4 2.0 2012...2018 | Jetta L4 2.0 2012...2018 | Magotan 2.0, Turbo, Gas (CGM) 2012...2013 | Passat 2.0 2013...2015 | Passat 2.0, Turbo, Gas (CGM) 2011 | Passat L4 2.0 2010 | Sagitar 2.0, Turbo, Gas (CGM) 2013 | Sharan 2.0 TSI 2010 | Tiguan 2.0 TSI 2011 | Transporter 2.0 TSI 2015**MOTOR****Audi:** 02E911023S | 02E911023SX - **Bosch:** 0001121416 | 0001121417 | 0001121435 | 0001121436 - **Lester:** 19214 - **Seat:** 02E911023S - **Skoda:** 02E911023S**Volkswagen:** 0AM991024 | 0AM991024X | 02E911023SX**EQUIVALENTE / Equivalent****Bosch:** 1006210218**1979****IMPULSOR DE PARTIDA DO MOTOR DE ARRANQUE**

STARTER DRIVE / IMPULSOR DE PARTIDA

FOTO / Photo pg. 309

**APLICAÇÃO / Application / Aplicación****ABG:** Alexander, BV 590, MAW, PUMA, VAS, WZ | Rolo Compactador - **Agco Aliss:** Trator 9130, 9150 - **Agco Gleaner:** Combines R40, R42, R50, R52 - **Atlas:** 1202, 1252, AR51BE, AR61A, AR70, AS81, AT710 | Compressor XAS, XATS, XAMS - **Atlas Copco:** ST35, ST48, ST71, ST95, STS35, STS48, STS71, VSS250 - **Bobcat:** Carregadeira L863, L873 - **Bomag:** BW 211 | Pavers BF600, BF700, BF800, BF900 | Rolo Compactador BW24, 25, 27, 211, 212, 213, 216, 218 | Rolo Compressor BW141, 161, 190, 191, 202, 203, 211 - **Claas:** Atlas Trator 926, 935, 936, 946 | Colheitadeira 75R, 6030, 7055, 9055 - **Clayson:** 1520, 1530, 1540 - **Deutz:** Motores **Ditch Witch:** Máquinas - **Euromacchine:** Bomba Motorizada - **Fahr:** Motores - **Fendt:** F Tratores - **Hamm:** Máquinas - **Haulotte:** Guindastes - **Ingersoll Rand:** Compressores - **International Harvester:** Motores - **Iveco:** Caminhões 80, 90, 110, 130 - **JCB:** 409 - **Kramer:** Máquinas 312, 400, 500, 880, KL54, 3307, 4009, 4507 **Lamborghini:** Tratores R3.TB 100, R3.TB 85, R6. 100, R6. 120 - **Liebherr:** Escavadoras R911, R921, A901B, A911, A921 - **Linde:** Empilhadeira H25D - **Magirus:** Deutz M130, M160 - **Matrot:** Máquinas - **Merlo:** 3513 - **Minsk:** Tratores Belarus - **Putzmeister:** Máquinas de concreto - **Same:** Trator IRON 180.7 - **Sandvik:** DS 310 - **Schaeffer:** F3L912 - **Schwing:** Máquinas de concreto - **Sennebogen:** Guindastes - **Vermeer Den Ouden:** Maquinas V4150 - **Vetus:** Motores - **Wacker Neuson:** Carregadeiras **Weycor:** Maquinas**MOTOR****Iskra:** IS0841 | AZF4220 | AZF4229 | AZF4286 | AZF4329 | AZF4507 | AZF4514 | AZF4515 | 11130728 | 11130841 | 11130842 | 11131829 | 11132066 | 11132194 - **Mahle:** MS67 | MS141 | MS199 | MS232 | MS429 | MS446**EQUIVALENTE / Equivalent****Iskra:** 16904625 - **Mahle:** MSX724

**1980****IMPULSOR DE PARTIDA DO MOTOR DE ARRANQUE**

STARTER DRIVE / IMPULSOR DE PARTIDA

FOTO / Photo pg. 309

**APLICAÇÃO / Application / Aplicación**

**Case:** Farm 1394 4-219 D 1983...1988 | Farm 1494 4-219D 1983...1988 | MX MAXXUM MX120 6-359 Diesel 1997...1999 | MX MAXXUM MX135 6-359 Diesel 1997...1999

**Intervall Havester:** IH 1494 1984... | IH 1394 1984... | IH 1594 1984... | IH 1690 1984... | IH 1694 1984... - **Landini:** 10000S A6.354.4 | 12500 A6.354.4 | 13000 A6.354.4 | 14500 AT6.354.4 | 65 A4.236 | 6560 F/L/V A4.236 | 6860 A4.236 | 6870 A4.236 | 6880 A4.236 | 75 A4.236 | 7560 F/L A4.236 | 7860 A4.236 | 7870 A4.236 | 7880 A4.236 | 85 A4.248 | 8560 F/L A4.248 | 8860 A4.248 | 8870 A4.248 | 8880 A4.248 | 9080 T4.236 | 95 T4.236 | 9880 T4.236 | BLIZZARD 65 Motor Perkins 4.236 | C75 A4.236 | C85 A4.248 | C95 T4.236 | CF6830 A4.236 | CF75 A4.236 | CF85 A4.248 - **Massey Ferguson:** MF102 Cane Harvester Perkins-A6.372 | MF102 Cane Harvester Perkins-AT6.354 | MF105 Cane Harvester | MF1080 Perkins A4.318 | MF1080 S-4RM Perkins A4.318 | MF1085 A4.318 | MF11 Loader | MF1100 Perkins A6.354 | MF1104 Perkins A6.354 | MF1114 | MF1250 Perkins A6.354.4 | MF178 Perkins A4.248 | MF185 Motor Iberica | MF186 | MF201 Cane Harvester | MF205 Cane Harvester | MF206 Combine | MF207 | MF285 Motor Iberica E480 | MF3060 Perkins A4.248 | MF3065 Perkins AT4.236 | MF307 Combine | MF3070 Perkins AT4.236 | MF30D | MF487 Combine | MF50 EX Perkins A4.236 | MF50 Perkins A4.236 | MF50 Perkins A4.236/A4.212 | MF50 Perkins A4.236/A4.318 | MF506 Combine | MF510 | MF520 Combine Perkins A6.354 | MF525 Combine Perkins A6.354 | MF592 Perkins A4.318 | MF595 Perkins A4.318 | MF6150 1004-4THR | MF6160 1006-6 | MF620 Perkins A6.372 | MF625 Perkins A6.372 | MF675 Perkins A4.236 | MF685 | MF690 Perkins A4.248 | MF9500 Perkins A6.354 | TX45 Combine - **Perkins:** 4.203LH | 6.354 | A4.236 | A4.248 | A6.354.4 | AT6.354.4 | D3.152 | T4.236 | T4.248 - **Renault:** 70-12 SP Perkins-4.236 | 70-14 SP Perkins-4.236 | 70-32 PA/PE/PS/PX Perkins-4.236 | 70-34 PA/PE/PS/PX Perkins-4.236 | 701-4F Perkins-4.236 | 80-12 SP Perkins-4.248 | 80-14 SP Perkins-4.248 | 80-32 PA/PE/PS/PX Perkins-4.248 | 80-34 PA/PE/PS/PX Perkins-4.248 | CERES 75 2X4/4X4 Perkins-4.236 | CERES 75X 2X4/4X4 Perkins-4.236

**MOTOR**

**Iskra:** IS1159 | AZF4103 | AZF4130 | AZF4146 | AZF4147 | AZF4148 | AZF4187 | AZF4207 | AZF4251 | AZF4409 | AZF4535 | AZF4538 | AZF4545 | AZF4577 | AZF4591 | AZF4592 | 11130945 | 11130999 | 11131014 | 11131077 | 11131300 | 11131352 | 11131356 | 11131398 | 11131490 | 11131573 | 11131574 | 11131575 | 11131723 | 11131790 | 11131920 | 11132528 | AZF4528 - **Mahle:** MS117 | MS119 | MS151 | MS291 | MS294 | MS295 | MS402 | MS444 | MS677

**EQUIVALENTE / Equivalent**

**Iskra:** 16902382 - **Mahle:** MSX602 - **WAI:** 549500

**1981****IMPULSOR DE PARTIDA DO MOTOR DE ARRANQUE**

STARTER DRIVE / IMPULSOR DE PARTIDA

FOTO / Photo pg. 309

**APLICAÇÃO / Application / Aplicación**

**Nissan:** Qashqai 1.6 2013/... | X-trail 1.6, T32R 2014/2016 | X-trail 1.6, T32RR 2016/... - **Renault:** Captur 1.5 2013/... | Clio 1.5 2016/... | Dokker 1.2 2012/2015 | Dokker 1.3 2019/... | Dokker 1.5 2018/... | Dokker 1.6 2015/... | Duster 1.5 2018/... | Espace 1.6 2015/... | Gran Scnic 1.5 2016/... | Kadjar 1.5 2015/... | Kaleos 1.6 2017/... | Kangoo 1.5 2015/... | Megane 1.5 2011/2016 | Megane 1.5, Hatchback 2011/2016 | Megane 1.6, Grandtour 2015/... | Scenic 1.5 2010/2016 | Talisman 1.6 2015/...

**MOTOR**

**Bosch:** 0001170604 | 0001170605 | 0001170606 | 0001170607 | 0001170616 | 0001170617 | 0001170620 | 0001170621 | 0001170622 | 0001170623 | 0001170624 | 0001170625 | 0001170628 | 0001170629 | 0001170632 | 0001170633 | 0001170634 | 0001170635 | 0001170636 | 0001170637 | 0001170638 | 0001170639 | 0001170646 | 0001170647 - **Nissan:** 203005776R | 231004GD3A | 2330000Q2E | 233000379R | 233001379R | 233001596R | 233003131R | 233003359R | 233004682R | 233004868R | 233005513R | 233007224R | 233008131R - **Renault:** 231004GD3A | 233000379R | 233000686R | 233001379R | 233001596R | 233003131R | 233003359R | 233003759R | 233004682R | 233004868R | 233005513R | 233005776R | 233007224R | 233008131R

**EQUIVALENTE / Equivalent**

**Bosch:** 1006210331

**1982****IMPULSOR DE PARTIDA DO MOTOR DE ARRANQUE**

STARTER DRIVE / IMPULSOR DE PARTIDA

FOTO / Photo pg. 310

**APLICAÇÃO / Application / Aplicación**

**Citroën:** Berlingo 1.6 2015/2018 | C3 1.6 2014/2016 | C4 1.6 2014/... | DS3 1.6 2013/2015 | DS4 1.6 2013/2015 | DS5 1.6 2015/... | Jumpy 1.6 2017/... | SpaceTourer 1.6 2016/...

**Opel:** Combo 1.6 2018/... | Crossland X 1.6 2017/... | Grandland X 1.6 2017/... - **Peugeot:** 2008 1.6 2014/... | 208 1.6 2014/... | 3008 1.6 2014/... | 5008 1.6 2017/... | 508 1.6 2014/2018 | Expert 1.6 2016/... | Partner 1.6 2014/... | Rifter 1.6 2018/... | Traveller 1.6 2016/...

**MOTOR**

**Bosch:** 0001174600 | 0001174601 - **Citroen:** 9675660680 - **Lester:** 30839 - **Opel:** 3640268 - **Peugeot:** 9675660680 - **Vauxhall:** 3640268

**EQUIVALENTE / Equivalent**

**Bosch:** 1006210321

**1983****IMPULSOR DE PARTIDA DO MOTOR DE ARRANQUE**

STARTER DRIVE / IMPULSOR DE PARTIDA

FOTO / Photo pg. 310

**APLICAÇÃO / Application / Aplicación**

**BMW:** 114 1.5 2015/... | 116 1.5 2015/... | 118 1.5 2015/... | 120 2.0 2016/... | 125 2.0 2016/... | 218 1.5 2015/... | 220 2.0 2016/... | 230 2.0 2015/... | 318 1.5 2015/... | 320 1.6, 2.0 2015/... | 330 2.0 2016/... | 418 1.5 2015/... | 420 2.0 2016/... | 430 2.0 2016/... | 520 1.6, 2.0 2017/... | 530 2.0 2017/... | 630 2.0 2017/... | 730 2.0 2015/... | X3 1.6 e 2.0 2017/... | X4 2.0 2018/...

**MOTOR**

**BMW:** 8621839 | 8621866 | 12418621838 | 12418621839 | 12418621866 - **Bosch:** 0001170202 | 0001170203 | 0001170602 | 0001170603 - **Steyr Fahrzeugtechnik:** 862183904 | 862183905

**1983****IMPULSOR DE PARTIDA DO MOTOR DE ARRANQUE**

STARTER DRIVE / IMPULSOR DE PARTIDA

FOTO / Photo pg. 310

EQUIVALENTE / Equivalent

**Bosch:** 1006210505**1984****IMPULSOR DE PARTIDA DO MOTOR DE ARRANQUE**

STARTER DRIVE / IMPULSOR DE PARTIDA

FOTO / Photo pg. 310

APLICAÇÃO / Application / Aplicación

**BMW:** 214 1.5 2015...2018 | 216 1.5 2015... | 218 1.5 e 2.0 2014... | 220 2.0 2014... | 225 2.0 2014... | X1 2.0 2015...2018 - **Mini:** MBM One 1.2, 1.5 2015...2017 | MBM Cooper 1.5, 2.0 2014...

MOTOR

**BMW:** 12417649090 | 124185708848 - **Bosch:** 0001170200 | 0001170201 | 0001172204 | 0001172205 - **Lester:** 31384

EQUIVALENTE / Equivalent

**Bosch:** 1006210316**1985****IMPULSOR DE PARTIDA DO MOTOR DE ARRANQUE**

STARTER DRIVE / IMPULSOR DE PARTIDA

FOTO / Photo pg. 310

APLICAÇÃO / Application / Aplicación

**Audi:** A1 2.0 2018... | A3 1.8 2014...2016 | A3 2.0 2016... | Q3 1.4 2014...2018 | Q3 2.0 2012...2018 | RS3 Limousine 2.5 2017... | RSQ3 2.5 2013...2015 | S3 2.0 2013...2016 | TT 2.0 e 2.5 2014... | TTS 2.0 2015... - **Seat:** Alhambra 1.4 e 2.0 2015... | Ateca 1.4 2016... | Leon 1.4, 1.8 e 2.0 2013...2018 | Tarraco 1.4 e 1.5 2018... - **Skoda:** Octavia 2.0 2012...2017 | Superb 2.0 2015... - **Volkswagen:** Beetle 2.0 2014...2016 | Caddy 1.4 2015... | California 2.0 2015... | Caravelle 2.0 2015... | CC 2.0 2014...2016 | Golf 1.8 2014...2017 | Golf 2.0 2018... | Multivan 2.0 2015... | Passat 2.0 2014... | Polo 2.0 2017... | Scirocco 2.0 2014...2017 | Sharan 1.4 2015... | Tiguan 1.4 e 2.0 2016... | Transporter 2.0 2015...

MOTOR

**Bosch:** 0001179518 | 0001179519 - **Lester:** 30236 - **Skoda:** 02E911024B - **Volkswagen:** 02E911024B

EQUIVALENTE / Equivalent

**Bosch:** 1006210273**1986****IMPULSOR DE PARTIDA DO MOTOR DE ARRANQUE**

STARTER DRIVE / IMPULSOR DE PARTIDA

FOTO / Photo pg. 310

APLICAÇÃO / Application / Aplicación

**Ford:** Focus 2.0 2014... | Focus 2.3 2016... | Galaxy 2.0 2015... | Mondeo 2.0 2014... | S-Max 2.0 2015...

MOTOR

**Bosch:** 0001172404 | 0001172405 | 0001172410 | 0001172411 | 0001180602 | 0001180603 - **Ford:** DS7Z11002J | GV6T11002A | DS7T11000GA | F1FT11000NA | F1FT11000NB | GV6T11000AA

EQUIVALENTE / Equivalent

**Bosch:** 1006210501 - **WAI:** 549116**1988****IMPULSOR DE PARTIDA DO MOTOR DE ARRANQUE**

STARTER DRIVE / IMPULSOR DE PARTIDA

FOTO / Photo pg. 310

APLICAÇÃO / Application / Aplicación

**Bomag Rollers:** Honda BW90 GX620, Gas | Honda BW900 GX620, Gas - **Bush Hog:** Honda CS180T GX610, 18HP, Gas - **Honda Industrial:** GX610K1 18HP | GX670 24HP | GX670K1 24HP | GXV620 20HP | GXV670 24HP - **MQ Power:** Gerador Motor Honda 9700 GX610, Gas - **Split Fire:** 420 Motor Honda, 20HP, Gas | 424 Motor Honda 24HP Gas - **Wacker Rollers:** Honda RD11A GX610, Gas

MOTOR

**Denso:** 2280006330 | 2280007850 | 2280007851 - **Honda:** DDWD8 | 31200ZJ1841 | 31200ZJ1842 | 31200ZJ18410M - **Lester:** 18985

EQUIVALENTE / Equivalent

**Denso:** 0283008800**1989****IMPULSOR DE PARTIDA DO MOTOR DE ARRANQUE**

STARTER DRIVE / IMPULSOR DE PARTIDA

FOTO / Photo pg. 310

APLICAÇÃO / Application / Aplicación

**General Motors/Chevrolet:** Cheyenne 5.3 2012...2014 | Sierra 5.3 2014 | Silverado 5.3 2014

MOTOR

**General Motors/Chevrolet:** 12645040 - **Lester:** 10911 - **Valeo:** 849501 | FS1832 | FS18N1

**1990****IMPULSOR DE PARTIDA DO MOTOR DE ARRANQUE**

STARTER DRIVE / IMPULSOR DE PARTIDA

FOTO / Photo pg. 310

## APLICAÇÃO / Application / Aplicación

Nissan: D21 2.5 2005...2008 | D22 2.5 TD 4X4 2001... | Frontier 2.5 2005...2010 | NP300 2.5 2008...2013

## MOTOR

Mitsubishi: M2T50571 | M2TS0571 | M2TS0575 | M002TS0571 | M002TS0575 - Nissan: 23300VK500 | 23300VK50A | 23300VM00A | 23300WK500

## EQUIVALENTE / Equivalent

Mitsubishi: M191T78871 | M357X78871 - Nissan: 23312VK501

**1992****IMPULSOR DE PARTIDA DO MOTOR DE ARRANQUE**

STARTER DRIVE / IMPULSOR DE PARTIDA

FOTO / Photo pg. 310

## APLICAÇÃO / Application / Aplicación

Detroit: D700 Diesel - Deutz: Vários Modelos - John Deere: 100F 3.0 | 76F 2.7 | 85F 2.7 - KHD: Vários Modelos - VM Motori: Motores Industriais 2008...2016

## MOTOR

Bosch: 0001109355 | 0001109356 | 0001109357 | 0001109358 | 0001109359 | 0001109360 | 0001109369 | 0001109460 - KHD: 01181751 | 01182124 | 01182382 | 01182384 - Lester: 16008 | 19823 | 30343 - Lombardini: 58400960 | 58402610 | 58402680 - VM Motori: 35532063F | 35532064F

## EQUIVALENTE / Equivalent

Bosch: 1006210103 | 1006210185

**1993****IMPULSOR DE PARTIDA DO MOTOR DE ARRANQUE**

STARTER DRIVE / IMPULSOR DE PARTIDA

FOTO / Photo pg. 310

## APLICAÇÃO / Application / Aplicación

Land Rover: Freelander 3.2, 4x4 2006/2014

## MOTOR

Bosch: 0001121422 | 0001121423 | 0001121427 | 0001121428 | 0001121443 | 0001121444 - Ford: 6G9N11000LA | 6G9N11000LB | 6G9N11000LC | 6G9N11000LD

Land Rover: LR002348 | LR029180

## EQUIVALENTE / Equivalent

Bosch: 1006209835

**1994****IMPULSOR DE PARTIDA DO MOTOR DE ARRANQUE**

STARTER DRIVE / IMPULSOR DE PARTIDA

FOTO / Photo pg. 310

## APLICAÇÃO / Application / Aplicación

Case: Trator Magnum 220 Cummins 6 cil. 2006... | Trator Magnum 225 Cummins, 6 cil. 8.3 2006... | Trator Magnum 235 Cummins | Trator Magnum 240 Cummins 6 cil. 2006... | Trator Magnum 250 Cummins, 6 cil. 8.3 | Trator Magnum 255 Cummins 6 cil. 2006... | Trator Magnum 260 Cummins | Trator Magnum 270 Cummins 6 cil. 2006... | Trator Magnum 280 Cummins 6 cil. 2006... | Trator Magnum 290 Cummins 6 cil. | Trator Magnum 305 Cummins | Trator Magnum 310 Cummins 6 cil. 2006... | Trator Magnum 315 Cummins | Trator Magnum 335 Cummins 8.9 6 cil. 2006... | Trator Magnum 340 Cummins | Trator Magnum 370 Cummins - CNH: Industrial motores - Fiat Agri: Motores

New Holland: T8010 CDC 6 cil. 2006... | T8020 | T8030 CDC 6 cil. 2006... | T8040 CDC 6 cil. | T8050 CDC 6 cil. 9.0 | T9020 CDC 6 cil. 9.0 2007... | TG215 8.3 2008... | TG245 8.3 2008... | TG275 8.3 2008...

## MOTOR

Iskra: IS1114 | AZF4627 | AZF4646 | AZF4683 | AZF4687 | AZF4691 | AZF4831 | AZF4842 | AZF4869 | AZF4889 | 11131260 | 11131411 | 11131501 | 11131798 | 11131830 | 11131839 | 11132104 | 11132206 | 11132416 | 11132547 - Mahle: MS1 | MS64 | MS101 | MS139 | MS629 | MS882

## EQUIVALENTE / Equivalent

Iskra: 16902036 - Mahle: MSX164

**1995****IMPULSOR DE PARTIDA DO MOTOR DE ARRANQUE**

STARTER DRIVE / IMPULSOR DE PARTIDA

FOTO / Photo pg. 310

## APLICAÇÃO / Application / Aplicación

Hino: NP500

**1996****IMPULSOR DE PARTIDA DO MOTOR DE ARRANQUE**

STARTER DRIVE / IMPULSOR DE PARTIDA

FOTO / Photo pg. 310

## APLICAÇÃO / Application / Aplicación

Hino: NP700

**1997****IMPULSOR DE PARTIDA DO MOTOR DE ARRANQUE**

STARTER DRIVE / IMPULSOR DE PARTIDA

FOTO / Photo pg. 310

## APLICAÇÃO / Application / Aplicación

Renault: Kwid 1.0 3 Cilindros 2016... | Logan 1.0 3 Cilindros 2016... | Sandero 1.0 3 Cilindros 2016...

**1997****IMPULSOR DE PARTIDA DO MOTOR DE ARRANQUE**

STARTER DRIVE / IMPULSOR DE PARTIDA

FOTO / Photo pg. 310

**MOTOR**

Comstar: 9ET0066AI - Renault: 233006904R

**1998****IMPULSOR DE PARTIDA DO MOTOR DE ARRANQUE**

STARTER DRIVE / IMPULSOR DE PARTIDA

FOTO / Photo pg. 310

**APLICAÇÃO / Application / Aplicación**

Isuzu: D-Max 1.9 Ddi 2017... | D-Max 1.9 Ddi 4x4 2017...

**MOTOR**

Denso: 438000-2660 | TG4380002660 - Isuzu: 8982482712

**2000****IMPULSOR DE PARTIDA DO MOTOR DE ARRANQUE**

STARTER DRIVE / IMPULSOR DE PARTIDA

FOTO / Photo pg. 310

**APLICAÇÃO / Application / Aplicación**

Mitsubishi: Canter 4M40, 2.8 TD 1996...2015 | Canter 4M42, 3.0 Tdi 2000...2015 | Galant VI 4M40T, 2.8 TD 1996...2001 | Montero 4M41, 3.2 DI-D 2000...2015 | Pajero II 4M40, 2.8 TD 1995...2000 | Pajero II 4M40T, 2.8 TD 1994...1999 | Pajero III 4M41 3.2 Di-D 2000...2001 | Pajero III 4M41 3.2 Di-D 2000...2006 | Pajero III 4M41, 3.2 DI-D 2000...2015 | Pajero III Off-Road 4M41 3.2 D 2000...2006 | Pajero III Off-Road 4M41 3.2 DI-D 2000...2006 | Pajero III Off-Road 4M41 3.2 DI-D 2001...2006 | Pajero IV 4M41 3.2 DI-D 2007 | Pajero IV 4M41 3.2 DI-D 2009 | Pajero IV 4M41 3.2 TD 2010 | Pajero IV 4M41, 3.2 DI-D 2007...2015 | Shogun 4M41, 3.2 DI-D 2000...2015

**MOTOR**

Lester: 30026 | 31241 - Mitsubishi: M8T75071 | M8T75971 | ME224424A | M008T75071 | M008T75971 | M008T80471 | M008T80472 | M00E193880 | M008T75071A | M008T80471A | M008T80472A

**EQUIVALENTE / Equivalent**

Mitsubishi: 94271 | M191X94271

**2001****IMPULSOR DE PARTIDA DO MOTOR DE ARRANQUE**

STARTER DRIVE / IMPULSOR DE PARTIDA

FOTO / Photo pg. 311

**APLICAÇÃO / Application / Aplicación**

Citroën: C3 1.2, Puretech 2018... - Peugeot: 208 1.2, Puretech 2018...

**MOTOR**

Citroën: 9688477380 - Peugeot: 9688477380 - Valeo: 501435 | TSC1018

**EQUIVALENTE / Equivalent**

Valeo: 501428

**2002****IMPULSOR DE PARTIDA DO MOTOR DE ARRANQUE**

STARTER DRIVE / IMPULSOR DE PARTIDA

FOTO / Photo pg. 311

**APLICAÇÃO / Application / Aplicación**

Iveco: Daily 2.5 e 2.8 1996...2007

**MOTOR**

Iveco: 471169 | 475930 | 479664 | 4719664 | 4807374 | 4856056 | 42498138 | 42498149 | 42498505 | 77028560 | 99451753 - Lester: 19794 - Valeo: D7R61 | 438169

**EQUIVALENTE / Equivalent**

Valeo: 188729 | 594628

**2003****IMPULSOR DE PARTIDA DO MOTOR DE ARRANQUE**

STARTER DRIVE / IMPULSOR DE PARTIDA

FOTO / Photo pg. 311

**APLICAÇÃO / Application / Aplicación**

Ford: Caminhões Cummins B 5.9 12V | Caminhões Power Stroke V8 7.3 12V | Cummins ISB02 5.8 12V - Freightliner: Caminhão Navistar V8 7.3 12V - John Deere: Trator 6 cil. 12V - Prestolite: Série M100R

**MOTOR**

Prestolite: 35259200 | 35259290 | 35259550 | 35260850 | 35260860 | 35261110

**EQUIVALENTE / Equivalent**

Prestolite: 35260835

**2004****IMPULSOR DE PARTIDA DO MOTOR DE ARRANQUE**

STARTER DRIVE / IMPULSOR DE PARTIDA

FOTO / Photo pg. 311

**APLICAÇÃO / Application / Aplicación**

Toyota: Hilux 2.8 2015... | Hilux 3.0 2015...

**2004****IMPULSOR DE PARTIDA DO MOTOR DE ARRANQUE**

STARTER DRIVE / IMPULSOR DE PARTIDA

FOTO / Photo pg. 311

**MOTOR**

Denso: 281000L180 | 4380001790 | TG4380001790

**2005****IMPULSOR DE PARTIDA DO MOTOR DE ARRANQUE**

STARTER DRIVE / IMPULSOR DE PARTIDA

FOTO / Photo pg. 311

**APLICAÇÃO / Application / Aplicación**

**Audi:** A1 1.6TDI 2010...2016 | A3 1.6TDI 2009...2016 - **Seat:** Altea 1.6TDI 2010...2016 | Ibiza 1.2TDI 2010...2016 | Ibiza 1.6TDI 2009...2016 | Leon 1.6TDI 2010...2012 | Toledo 1.6TDI 2013 - **Skoda:** Fabia 1.2TDI 2010...2016 | Fabia 1.6TDI 2010...2016 | Octavia 1.6TDI 2009...2016 | Rapid 1.6TDI 2012...2016 | Roomster 1.2TDI 2010...2016 | Roomster 1.6TDI 2010...2016 | Superb 1.6TDI 2010...2016 - **Volkswagen:** Beetle 1.6TDI 2011 | Caddy 1.6TDI 2010...2016 | California T5 2.0TDI 2009...2016 | Caravelle T6 2.0TDI 2015...2016 | Golf 1.6TDI 2009...2016 | Golf 2.0TDI 2008...2016 | Jetta 1.6TDI 2011...2016 | Jetta 2.0TDI 2010 | Multivan T5 2.0TDI 2009...2016 | Passat 2.0TDI 2008...2010 | Polo 1.2TDI 2009...2016 | Polo 1.6TDI 2009...2016 | Touran 1.6TDI 2010...2016 | Touran 2.0TDI 2010...2016 | Transporter T5 2.0TDI 2009...2016

**MOTOR**

**Audi:** 02Z911023K | 02Z911023M | 02Z911023N | 02Z911023P | 02Z911024K | 02Z911023KX | 02Z911023MX | 02Z911023NX | 02Z911023PX | 02Z911024KX - **Lester:** 30210 - **Valeo:** 438225 | 458389 | 458714 | TS18ER21 | TS18ER121 - **Volkswagen:** 02Z911023K | 02Z911023M | 02Z911023N | 02Z911023P | 02Z911024K | 02Z911023KX | 02Z911023MX | 02Z911023NX | 02Z911023PX | 02Z911024KX

**EQUIVALENTE / Equivalent**

Valeo: 595622

**2006****IMPULSOR DE PARTIDA DO MOTOR DE ARRANQUE**

STARTER DRIVE / IMPULSOR DE PARTIDA

FOTO / Photo pg. 311

**APLICAÇÃO / Application / Aplicación**

**Audi:** A1 2.0 TDI 2012 | A3 2.0 TDI 2008...2013 | Q3 2.0 TDI 2011...2015 | TT 1.8 TFSI 2015 | TT 2.0 TDI 2008...2010 | TT 2.0 TDI 2008...2014 - **Seat:** Altea 1.6 TDI 2009 | Altea 2.0 TDI 2004...2010 | Cordoba 1.9 TDI 2002...2009 | Ibiza IV 1.9 TDI 2002...2009 | Ibiza V 2.0 TDI 2010 | Leon 2.0 TDI 2005...2012 | Toledo III 2.0 TDI 2004...2009  
**Skoda:** Fabia 1.9 TDI 2005...2008 | Octavia 1.6 TDI 2009...2013 | Octavia 2.0 TDI 2004...2013 | Superb 2.0 TDI 2008...2015 - **Volkswagen:** Beetle 2.0 TDI 2012 | Caddy III 2.0 TDI 2010 | CC 2.0 TDI 2011...2012 | EOS 2006...2008 | Golf 2.0 TDI 2004...2013 | Golf V 3.2 2005...2008 | Jetta IV 2.0 TDI 2011 | Jetta III 2.0 TDI 2005...2010 | Passat 2.0 TDI 2005...2014 | Scirocco 2.0 TDI 2010...2013 | Tiguan 2.0 TDI 2008...2012 | Touran 2.0 TDI 2003...2015 | Transporter V 3.2 2004...2009 | Transporter VI 2.0 TDI 2015

**MOTOR**Valeo: TS18ER20 | TS18ER22 | TS18ER23 | TS18ER20B | TS18ER123B - **Volkswagen:** 02M911024M | 02M911024P | 02M911024PX**EQUIVALENTE / Equivalent**

Valeo: 595634

**2007****IMPULSOR DE PARTIDA DO MOTOR DE ARRANQUE**

STARTER DRIVE / IMPULSOR DE PARTIDA

FOTO / Photo pg. 311

**APLICAÇÃO / Application / Aplicación**

**Basak:** 2075 3.1, BT40845T3, BT40845T3, BT40845T3 | Trator 2.3, 3 cil. - **Hatz:** 2L41C 1.7, 2 cil. | 2M41 1.7, 2 cil. | 3L41C 2.6, 3cil. | 3M41 2.6, 3cil. | 4M41 3.4, 4 cil. | 4M42 3.4, 4 cil. | 4M43 3.4, 4 cil. | Série M 1.7, 2 cil. | Série M 2.6, 3cil. | Série M 3.4, 4 cil. | Silent Pack 3.4, 4 cil. - **Huedig:** SDVA200 3.4, 4L41C - **Lombardini:** LDW 1.6, 1503 M 1996... | LDW 2.1, 2004 M 1996... | LDW 2.1, 2004 TBI 1996... - **Selwood Pumps:** 4L41C 3.4 | HSP20 1.7 | HSP35 2.6 - **Turbosol:** Bomba de concreto 2.6, TB 30

**MOTOR**

**Iskra:** IS1442 | IS1457 | AZE4182 | AZE4184 | AZE4239 | AZE4254 | AZE4285 | AZE4286 | 11131820 | 11131828 | 11132154 | 11132182 | 11132389 | 11132391 - **Mahle:** MS223 | MS647 | MS725 | MS726

**EQUIVALENTE / Equivalent**Iskra: 16912783 - **Mahle:** MSX1162



2009

## IMPULSOR DE PARTIDA DO MOTOR DE ARRANQUE

STARTER DRIVE / IMPULSOR DE PARTIDA

FOTO / Photo pg. 311

## APLICAÇÃO / Application / Aplicación

**Alpine Makine:** Track Loader 2.2, Série M - **Atlas:** AR 1.5, 30 | AR 1.5, 35 Super | AR 1.5, 40 - **Atlas Copco:** QLT H40 - **BBA:** Série BA 2.2, BA100 E D265 - **Bomag:** BF223C 2.2 - **Caterpillar:** Motor 2.2 - **Dynapac:** Rolo Compressor 1.1, CC1000 | Rolo Compressor 1.1, CC800 | Rolo Compressor 1.1, CC900 | Rolo Compressor 1.1, CC900S - **Engen SRL:** Gerador 1.5, EPS 16, 51 | Gerador 2.2, EPS 224 - **JCB:** Carregadeira 0, 52040AGRI | Carregadeira 0, 52040WM | Carregadeira 2.2, 160 | Carregadeira 2.2, 160WM | Carregadeira 2.2, 170/HF | Carregadeira 2.2, 180/HF | Carregadeira 2.2, 180T/HF | Carregadeira 2.2, 190T/HF | Carregadeira 2.2, 52040 | Carregadeira 2.2, 52450 | Carregadeira 2.2, ICX, HF | Carregadeira 2.2, MIDI CXCM | Carregadeira 2.2, MIDI CXSS | Carregadeira 2.2, TLT25 | Carregadeira 2.2, TLT30 | Carregadeira 2.2, TLT30WM | Carregadora compacta 2.2, 180T, HF | Carregadora compacta 2.2, 190T, HF | Escavadora 0, 9030ZTS | Escavadora 1.1, 8008CTS | Escavadora 1.1, 8014 CST | Escavadora 1.1, 8016 CTS | Escavadora 1.1, 8018 CTS | Escavadora 1.1, 8020 CTS | Escavadora 1.5, 8025 ZTS | Escavadora 1.5, 8030 CTS, ZTS | Escavadora 1.7, 8035 ZTS | Escavadora 2.2, 8040 ZTS | Escavadora 2.2, 8045 ZTS | Escavadora 2.2, 8050 ZTS | Mini Escavadora 1.1, 8008CTS | Mini Escavadora 1.1, 8010CTS - **Jungheinrich:** Empilhadeira DFG316 | Empilhadeira DFG316S | Empilhadeira DFG320 | Empilhadeira DFG320S - **Magni:** Empilhadeira 2.2, Ricklift 13 - **Manitou:** Plataforma aérea 2.2, 160 ATJ - **Mosa:** GE 1.5, 15PSX EAS | GE 2.2, 20PSX EAS | TS 2.2, 400 PS BC | TS 2.2, 500 PS BC 60hZ

**Perkins:** 103-13 1.3 | 103-15 1.5 | 104-19 2.0 | 104-22 2.2 | Série 403 0.7, 403C07 2004... | Série 403 1, 403C10 2002... | Série 403 1.1, 403C11 2002... | Série 403 1.1, 403D11 2002... | Série 403 1.5, 403C11G 2004... | Série 403 1.5, 403C15 | Série 403 1.5, 403C15G | Série 403 1.5, 403D15 | Série 403 1.5, 403D15T | Série 403 1.5, 403D17 | Série 403 2, 404C20 | Série 403 2.2, 404C22 2004... | Série 403 2.2, 404C22G 2004... | Série 403 2.2, 404D22 2000... | Série 403 2.2, 404D22G 2000... | Série 403 2.2, 404D22T 2002... - **Sandvik:** DC120 2.2 - **Sauerburger:** Carregadora 1.1, SH200 | Carregadora 1.5, SH300 | Carregadora 1.5, SH336 | Carregadora 1.5, SH400 | Carregadora 2.2, SH500 | Carregadora 2.2, SH500T | Carregadora 2.2, SH555 | Empilhadeira 2.2, FXScopic 5620 - **Skyjack:** Plataforma aérea 2.2, SJ40 T | Plataforma aérea 2.2, SJ46 AJ | Plataforma aérea 2.2, SJ63 AJ | Plataforma aérea 2.2, SJ85 AJ - **Turbosol:** Bomba de concreto 2.2, TB 30 | Bomba de concreto 2.2, TB 30 C - **Venieri:** 133 B 2.2 2005...2013 - **Wacker Neuson:** Escavadora 2.2, ET65 | Escavadora 2.2, EZ 53 | Retroescavadeira 1.1, WL 18 | Retroescavadeira 1.5, WL 20 | Retroescavadeira 1.5, WL 25 | Retroescavadeira 2.2, WL 30 | Retroescavadeira 2.2, WL 36 | Retroescavadeira 2.2, WL 44 - **Weidemann:** Carregadeira 1.1, 1140 | Carregadeira 1.1, 116 Standrad | Carregadeira 1.5, 1160 | Carregadeira 1.5, 1240 CX35 LP | Carregadeira 1.5, 1260 | Carregadeira 1.5, 1280 | Carregadeira 2.2, 1350 CX45 | Carregadeira 2.2, 1350 CX45 CAB | Carregadeira 2.2, 1370 CX50 | Carregadeira 2.2, 1370 CX50 CAB | Carregadeira 2.2, 1770 CX50 | Carregadeira 2.2, 1770 CX50 CAB | Carregadeira 2.2, 2070 CX50 | Carregadeira 2.2, 2070 CX50 LP | Carregadeira 2.2, 2070 CX50 LP T | Carregadeira 2.2, 2070 CX50 T - **Weycor:** Carregadeira 1.5, AR 30 | Carregadeira 1.5, AR 40 - **Zetor:** Trator Utilix 2.2, CL 45 | Trator Utilix 2.2, CL 55 - **Zoomlion:** Plataforma aérea 2.2, ZA14 J

## MOTOR

**Iskra:** IS1101 | AZE2155 | AZE2156 | AZE2178 | 11131265 | 11131267 | 11131419 - **JCB:** 71435600 | 71440482 - **Jungheinrich:** 19960488 | 19960489 | 50027532

**Lester:** 18949 - **Lucas:** LRS01580 - **Magneti Marelli:** 63521090350 - **Mahle:** MS86 | MS241 - **Perkins:** P30DC03A | U5MK8260 | 185086600 | U85086770 - **Prestolite:** 20513016 - **Steinbock:** 8157761

## EQUIVALENTE / Equivalent

**Iskra:** 16907267 - **Mahle:** MSX1277

2010

## IMPULSOR DE PARTIDA DO MOTOR DE ARRANQUE

STARTER DRIVE / IMPULSOR DE PARTIDA

FOTO / Photo pg. 311

## APLICAÇÃO / Application / Aplicación

**Kia:** Bongo K2500 2.9 CRDi 2006... | Bongo K2700 2.9 CRDi 2006... | Bongo K2900 2.9 CRDi 2006... | Bongo K3000 2.9 CRDi 2006... | Bongo K600 2.9 CRDi 2006... | Carnival 2.9 CRDi 2006...

## MOTOR

**Denso:** 031114290 - **Kia:** 361004X901 | 361004X970 | 361004X971 - **Lester:** 30432 | 30847 - **Poongsung:** 031114272 | 031114290 | 031114300 | 0311142300

## EQUIVALENTE / Equivalent

**Cargo:** 335621 - **Kia:** 361604X902

2011

## IMPULSOR DE PARTIDA DO MOTOR DE ARRANQUE

STARTER DRIVE / IMPULSOR DE PARTIDA

FOTO / Photo pg. 311

## APLICAÇÃO / Application / Aplicación

**Agrifull:** 65 3.6 1985...1989 | 65 DT 3.6 1985... | 65 LM 3.6 1990... | 670 3.5 1980...1984 | 70 C, L 3.6 1985... | 80 3.9 1980... | 80 C 3.9 1990... | 80 DTF 3.9 1986...1989 | 80 DTF 3.9 1990... | 80 F 3.9 1986... | 82.86F 3.9 1992... | A 70LM 3.6 1990... - **Aifo:** 8031 2.8 1979...1983 | 8041 3.7 1979...1983 | 8041 3.7 1980...1980 | 8060 5.2 1973...1981 | 8061 5.5 1979...1983 | 8065 5.2 1973...1980 - **Benfra:** 1.45 3.9 1989... | 215 2.8 1979...1985 | 4.11 3.9 1989... | 7.07 3.9 1989...1991 | 9.09 CH 5.9 1985...1991 | 9.10 CH 5.9 1985...1991 - **Case:** JX 1095 C/N/U 2005... - **Fiat Allis:** 545 B 5.5 1981...1982 | FG 65A 3.7 1984...1988 | FL 4C 2.6 1970...1978 | FL 4D 2.6 1970...1978

**Fiat OM Carrelli Elevatori:** DI, 20C 2.9 1990... | DI, 25C 2.9 1990... | DI, 30C 2.9 1990... | DI, 30CH 3.9 1990... | DI, 35C 3.9 1990... | DI, 40C 3.9 1990... | DI, 45C 3.9 1990... | DI, 50CH 3.9 1990... | DI, 60C 3.9 1990... | DI, 70C 4.9 1990... | DI, 80C 4.9 1990... - **Iveco:** Aifo 8031, 4300 2.8 1983...1984 | Aifo 8031, 5300 2.9 1985...1989 | Aifo 8041, 4300 3.7 1983...1984 | Aifo 8041, 5260 3.9 1986...1988 | Aifo 8041, 5300 3.9 1985...1989 | Aifo 8051, 4100 4.6 1984 | Aifo 8051, 5200 4.9 1985...1989 | Aifo 8061, 24000 5.5 1984...1985 | Aifo 8061, 25000 5.9 1986... | Aifo 8061, 25010 5.9 1985... | Aifo 8061, 4000 5.5 1983...1984 | Aifo 8061, 4001 5.5 1984 | Aifo 8061, 4060 5.5 1983...1984 | Aifo 8061, 4061 5.5 1983 | Aifo 8061, 5000 5.9 1985...1989 | Aifo 8061, 5260 5.9 1986...1988 | Aifo 8061, 5260 5.9 1990... | DI 20C, 25C, 30C 2.9 1986...1990 - **Laverda Fiatagri:** 3300 4.6 1983...1986 | 3300 AL 4.9 1983... | 3350 5.2 1983...1986 | 3350 AL 5.5 1983...1986 | 3400 5.9 1986... | 3450 5.2 1983...1984 | 3500 5.5 1985... | 3550 5.9 1985... | 3600 5.5 1983...1986 | 3650 5.9 1985... | 3750 5.5 1985... | 3500 5.5 1985... | 3550 5.9 1985... | 3750 5.9 1985... | 517 5.9 1993... | 65 3.6 1990... | 70 3.6 1990... | 80 3.9 1989... | 82 3.9 1992... | L, 517H, I, M 5.9 1992... - **VM Motori:** HR 329SHTR 1.8 1986... - **White:** Trator 18295 | Trator 21947

## MOTOR

**Iskra:** IS1386 | AZE4241 | 11132156 - **Mahle:** MS207

## EQUIVALENTE / Equivalent

**Iskra:** 16912805 - **Mahle:** MSX1160

**2012****IMPULSOR DE PARTIDA DO MOTOR DE ARRANQUE**

STARTER DRIVE / IMPULSOR DE PARTIDA

FOTO / Photo pg. 311

**APLICAÇÃO / Application / Aplicación**

**Agrifull:** 100 5.4, DT 1985... | 110 5.9, DT 1986... | 140 5.9, DT 1985... | 90 4.9, DT 1985... - **Fiat:** 100 5.4 1984... | 110 5.9 1984... | 1100 TN | 115 5.9 1984... | 115.9 | 1180 5.5 1980...1983 | 120 1984... | 1280 5.5 1981...1983 | 130 5.9 1984... | 130 8.1 1981... | 1380 5.5 1980...1983 | 140 1985...1988 | 1400 5.9 1984... | 1580 8.0 1981...1983 | 1580 8.0, Turbo 1983...1983 | 160 8.1 1984... | 180 8.1 1984... | 1880 8.0 1980...1983 | 880 4.6 1982...1984 | 90 4.9 1984... | 95 4.9 1984... | 955 4.6, C 1981...1984 | 980 5.2, DT 1980...1984 | DI 8.1, 130 1981...1989 - **Fiat Geotech:** F100 5.9 1990... | F110 5.9 1990...1993 | F120 5.9 1990... | F130 5.9 1990... | F140 5.9 1993... - **Ford New Holland:** 8000 8.1, 8430DT 1993... | 8000 8.1, 8630DT 1993... | 8000 8.1, 8830DT 1993... - **Iveco:** 160 8.1, A13FL 1983...1984 | 8361 Aifo 8.1 1980...1983 | Aifo 8361 8.0 1992... | Aifo 8361 8.1 1978...1990 | Euro 110 5.9 1987...1988 | Euro 120 5.9 1987...1988 | Euro 220 5.9 1987...1988 | Euro 220T 5.9 1987...1988 | Euro 230T 5.9 1987...1988 | Euro 335T 5.9 1987...1988 | Euro 340T 5.9 1987...1988 | Euro 435T 5.9 1987...1988 | Euro 450T 5.9 1987...1988 | Euro Turbo 6.0 1988...1990 | Z 110 5.9 1986 | Z 120 5.9 1986 | Z 220 T 5.9 1986 | Z 230 T 5.9 1986 | Z 235 T 5.9 1986 | Z 340 T 5.9 1986 - **Laverda Fiataqui:** 3700 8.1 1983...1985 | 3790 8.1 1985 | 3850 8.1 1985...1991 | 3890 8.1 1986

**New Holland:** Série 8000, 8430 5.9 1994 | Série 8000, 8630 8.1 1994 | Série 8000, 8830 8.1 1994

**MOTOR**

**Iskra:** IS1434 | AZF4121 | AZF4362 | 11131452 | 11132325 - **Mahle:** MS176 | MS248

**EQUIVALENTE / Equivalent**

**Iskra:** 16911712 - **Mahle:** MSX977

**2013****IMPULSOR DE PARTIDA DO MOTOR DE ARRANQUE**

STARTER DRIVE / IMPULSOR DE PARTIDA

FOTO / Photo pg. 311

**APLICAÇÃO / Application / Aplicación**

**Aveling Barford:** Rolo compactador GAY, GAX 1977...1980 | Rolo compactador Lister LR2 1973...1976 | Rolo compactador Lister SR2, GA3 1972...1976 - **Case:** 2276 1982... | Farm 1210 195, 4219 1972...1981 | Farm 1212 4219 1972...1983 | Farm 1290 4195 1980...1983 | Farm 1294 4219 1984... | Farm 1390 4219 1980...1983 | Farm 1410 4219 1975...1981 | Farm 1412 1975...1981 | Farm 1490 4219 1980...1983 - **David Brown Case:** 1200 A4155A | 1210, 1212 455009, 455031 | 1290, 1294 2200004, 220008 | 1390, 1394 2200002, 220103 | 1490, 1494 220101, 220105 | 990 449001 | 995, 996 455051, 455071 - **Liner Concrete:** Dumper 1976... | Lister ST2 | Lister ST1 1976...1979 | Marathon 1976... | Marathon 2000 Dumper 1976...1979 | Roughrider 750, 1250, 1375, 1500 1976...1979 | Roughrider PA44 1976...1979 - **Marshall:** TM1100 1971...1978 - **Massey Ferguson:** MF 35 4 cyl. Leyland engine

**MOTOR**

**Iskra:** IS1398 | AZE4255 | AZE4309 | AZE4310 | 11132193 | 11132543 | 11132558 - **Mahle:** MS145

**EQUIVALENTE / Equivalent**

**Iskra:** 16912831 - **Mahle:** MSX1183

**2014****IMPULSOR DE PARTIDA DO MOTOR DE ARRANQUE**

STARTER DRIVE / IMPULSOR DE PARTIDA

FOTO / Photo pg. 311

**APLICAÇÃO / Application / Aplicación**

**Citroën:** Jumper 2.2 HDi 2011, 2014 | Relay III 2.2 HDi 2011, 2014 - **Ford:** Tourneo 2.2 FT300, TDCi 2011, 2017 | Transit 2.2 FT250, TDCi 2011, 2016 | Transit 2.2 FT260, TDCi 2011, 2013 | Transit 2.2 FT270, TDCi 2011, 2017 | Transit 2.2 FT280, TDCi 2011, 2013 | Transit 2.2 FT290, TDCi 2011, 2016 | Transit 2.2 FT300, TDCi 2011, 2016 | Transit 2.2 FT310, TDCi 2011, 2017 | Transit 2.2 FT330, TDCi 2011, 2016 | Transit 2.2 FT350, TDCi 2011, 2017 | Transit 2.2 FT370, TDCi 2011, 2017 | Transit 2.2 FT410, TDCi 2014, 2017 | Transit 2.2 FT430, TDCi 2011, 2016 | Transit 2.2 FT440, TDCi 2014, 2017 | Transit 2.2 FT460, TDCi 2014, 2017 | Transit 2.2 FT470, TDCi 2014, 2017 | Transit Euroline 2.2, TDCi 2011, 2013 | Transit Tourneo 2.2, TDCi 2011, 2013 - **Peugeot:** Boxer 2.2 HDi 2011...2014

**MOTOR**

**Bosch:** 0001139023 | 0001139024 | 0001139031 | 0001139032 - **Ford:** 1731711 | 1740948 | 1741089 | 1745176 | 1745178 | CC1T11000DA | CC1T11000DB | CC1T11000DC | CC1T11000EA | CC1T11000EB | CC1T11000EC - **Lester:** 30229 | 30272

**EQUIVALENTE / Equivalent**

**Bosch:** 1006210175 | 1006210275 | 1006210276

**2015****IMPULSOR DE PARTIDA DO MOTOR DE ARRANQUE**

STARTER DRIVE / IMPULSOR DE PARTIDA

FOTO / Photo pg. 311

**APLICAÇÃO / Application / Aplicación**

**Nissan:** Patrol 4.2 Diesel 1987...1998

**MOTOR**

**Hitachi:** S13118 | S13118A - **Lester:** 30050 - **Nissan:** 2330006J00 | 2330006J03

**EQUIVALENTE / Equivalent**

**Hitachi:** 22403550 - **Nissan:** 2335410T00

**2016****IMPULSOR DE PARTIDA DO MOTOR DE ARRANQUE**

STARTER DRIVE / IMPULSOR DE PARTIDA

FOTO / Photo pg. 311

**APLICAÇÃO / Application / Aplicación**

**Volkswagen:** Gol 2004...2006 | Golf 2003...2006 | Pointer 2003...2006

**2016****IMPULSOR DE PARTIDA DO MOTOR DE ARRANQUE**

STARTER DRIVE / IMPULSOR DE PARTIDA

FOTO / Photo pg. 311

**MOTOR****Bosch:** F000AL0503 - **Volkswagen:** 5X0911023A**EQUIVALENTE / Equivalent****Bosch:** F000AL1685 | F000AL2221**2017****IMPULSOR DE PARTIDA DO MOTOR DE ARRANQUE**

STARTER DRIVE / IMPULSOR DE PARTIDA

FOTO / Photo pg. 311

**APLICAÇÃO / Application / Aplicación**

**John Deere:** Ar Compressor 1830 4.219DL-03, 3.6 1972...1979 | Colheiteadeira 2250 4.239DL, 3.9 1986...1994 | Colheiteadeira 4425 6.539 1986...1988 | Colheiteadeira 4435 6.539 1989...1994 | Colheiteadeira 830 3 cil 1972...1980 | Colheiteadeira de algodão 7440 359 Diesel, 5.9 1984...1986 | Colheiteadeira de algodão 7445 359 Diesel, 5.9 1987 | Colheiteadeira de algodão 7450 359 Diesel, 5.9 1995...1997 | Colheiteadeira de algodão 9900 359 Diesel, 5.9 1975...1978 | Colheiteadeira de algodão 9910 359 Diesel, 5.9 1979...1987 | Colheiteadeira de algodão 9920 359 Diesel, 5.9 1984...1987 | Colheiteadeira de algodão 9930 359 Diesel, 5.9 1987...1993 | Colheiteadeira MD330C 164D27Z, 2.7 1972...1974 | Colheiteadeira MD930 4.219DZ-05, 3.6 1972...1974 | Colheiteadeira MD932 4.239DZ-04, 3.9 1979...1983 | Colheiteadeira MD935 4.219DZ-05, 3.6 1975...1979 | Colheiteadeira MD940 4.239DZ-01, 3.9 1972...1975 | Colheiteadeira MD942 4.239DZ-03, 3.9 1979...1983 | Colheiteadeira MD950 6.329DZ-02, 5.4 1974...1975 | Mini Carregadeira 250 JD 3029T 61HP Motor 1999...2004 | Mini Carregadeira 8875 61HP Turbo Dsl 1994...1998 | Retroescavadeira JD310 3.179DL-03, 2.9 1974...1988 | Retroescavadeira JD450A 4.202 1971...1979 | Retroescavadeira JD450A 4.219, 3.6 1971...1979 | Retroescavadeira JD450B 4.202 1971...1979 | Retroescavadeira JD450C 4.202 1971...1979 | Retroescavadeira JD450C 4.219, 3.6 1971...1979 | Trator 1020OU 3.164, 5.8 1981...1983 | Trator 1020VU 3.164, 5.8 1981...1983 | Trator 1630 3.179DL-01, 2.9 1973...1982 | Trator 1630OU 3.179DL-01, 2.9 1973...1982 | Trator 1630VU 3.179DL-01, 2.9 1973...1982 | Trator 1640 4.239DL-03, 3.9 1979...1986 | Trator 1640F 4.239DL-03, 3.9 1979...1986 | Trator 1840 4.239DL-04, 3.9 1979...1986 | Trator 1840F 4.239DL-04, 3.9 1979...1986 | Trator 1850 3.179DL, 2.9 1986...1994 | Trator 1850F 3.179DL, 2.9 1986...1994 | Trator 1850V 3.179DL, 2.9 1986...1994 | Trator 1950 3.179TL, 2.9 1988...1994 | Trator 1950F 3.179TL, 2.9 1988...1994 | Trator 2030 4.219DL-03, 3.6 1972...1979 | Trator 2030OU 4.219DL-03, 3.6 1972...1979 | Trator 2040 3.152, 2.5 1980...1985 | Trator 2040 4.239DL-04, 3.9 1979...1986 | Trator 2040F 4.239DL-04, 3.9 1979...1986 | Trator 2040S 4.239DL-04, 3.9 1979...1986 | Trator 2130 4.239DL-01, 3.9 1972...1979 | Trator 2140 4.239TL-02, 3.9 1979...1986 | Trator 2150 3.179 Diesel, 2.9 1982...1986 | Trator 2150 3.179 DL-01, 2.9 1982...1986 | Trator 2155 3.179 Diesel, 2.9 1987...1992 | Trator 2240 164 1976...1982 | Trator 2240 3.179DL-01, 2.9 1979 | Trator 2250F 4.239DL, 3.9 1986...1994 | Trator 2255 3.179 Diesel, 2.9 1983...1987 | Trator 2350 Utility 4.239, 3.9 1983...1986 | Trator 2350 Utility 4.239DL-07, 3.9 1982 | Trator 2355 4.239, 3.9 1986...1992 | Trator 2355N 4.239, 3.9 1986...1992 | Trator 2450 4.239DL, 3.9 1986...1994 | Trator 2450F 4.239DL, 3.9 1986...1994 | Trator 2550 Utility 4.239, 3.9 1982...1987 | Trator 2550 Utility 4.239DL-06, 3.9 1982 | Trator 2555 4.239, 3.9 1987...1992 | Trator 260 JD 3029T 69HP Motor 1998...2006 | Trator 2750 4.239TL-04, 3.9 1982 | Trator 2755 4.239, 3.9 1987...1992 | Trator 2855N 4.239, 3.9 1987...1993 | Trator 2940 6.359DL-03, 5.9 1982 | Trator 2950 6.359DL-04, 5.9 1982 | Trator 2955 6.359 1987...1992 | Trator 3050 6.359DL, 5.9 1986...1993 | Trator 3055 6.359 1992 | Trator 3100 3.029D, 2.9 1995...1998 | Trator 3120 Utility 1972 | Trator 3155 6.359 1987...1992 | Trator 3255 359 1992 | Trator 5045D JD, 3029, 3-cyl, 45HP, 2.9 2008 | Trator 5050D JD, 3029, 3-cyl, 50HP, 2.9 2008 | Trator 5055E 3.029HPY40, 2.9 2013 | Trator 5055E 3.029TPY24, 2.9 2013 | Trator 5055E JD, 3029, 3-cyl, 55HP, 2.9 2008 | Trator 5065E 3.029HPY40, 2.9 2013 | Trator 5065E 3.029TPY24, 2.9 2013 | Trator 5065E JD, 3029, 3-cyl, 65HP, 2.9 2008 | Trator 5075E 3.029HPY40, 2.9 2013 | Trator 5075E 3.029TPY24, 2.9 2013 | Trator 5075E JD, 3029, 3-cyl, 75HP, 2.9 2008 | Trator 5080G Tier III, 4.5 2013 | Trator 5090G 4.045HAT81, 4.5 2013 | Trator 5105 JD Powertech 2.9L Dsl | Trator 5200 Utility 3.179 Diesel, 2.9 1992 | Trator 5205 JD Powertech 2.9L Dsl | Trator 5210 3 Cyl. 2.93L 2912cc 178cid 1998...2000 | Trator 5210 3-029, 2.9 1997 | Trator 5210 320, 2.9 1995 | Trator 5220 3 Cyl. 2.93L 2912cc 178cid 2001...2004 | Trator 5300 3-179, 2.9 1992...2000 | Trator 5300 3.179 Diesel, 2.9 1992 | Trator 5300N 3-179, 2.9 1992...2000 | Trator 5300N 3.179 Diesel, 2.9 1992 | Trator 5310 3 Cyl. 2.93L 2912cc 178cid 1998...2000 | Trator 5310 3029, 2.9 1997 | Trator 5310 320, 2.9 1995...2000 | Trator 5310N 3029 John Deere Diesel 1997...2006 | Trator 5310N 320, 2.9 1995...2000 | Trator 5310N 4.045, 4.5 2002 | Trator 5310N 4045 John Deere Diesel 1997...2006 | Trator 5320 3 Cyl. 2.93L 2912cc 178cid 2001...2004 | Trator 5320N 3029 John Deere Diesel 1997...2006 | Trator 5400 3.179 Diesel, 2.9 1992 | Trator 5400N 3-179, 2.9 1994...2000 | Trator 5400N 3.179 Diesel, 2.9 1992 | Trator 5410 320, 2.9 1995 | Trator 5410 4 Cyl. 4.52L 4483cc 273cid 1998...2000 | Trator 5410N 4045 | Trator 5415 4.045T, 4.5 2003...2008 | Trator 5415 Narrow 4.045T, 4.5 2003...2008 | Trator 5415H 4.045T, 4.5 2003...2008 | Trator 5500 3-179, 2.9 1992 | Trator 5500 4-239, 3.9 1992...2000 | Trator 5500N 3-179, 2.9 1992 | Trator 5500N 4-239, 3.9 1992 | Trator 5500N 4.239, 3.9 1992 | Trator 5620 4.045, 4.5 2003...2009 | Trator 6100 4.239, 3.9 1992...1996 | Trator 6100L 4.239, 3.9 1992...1996 | Trator 6200 4.039T, 4.0 1992...1998 | Trator 6300 4.039T, 4.0 1992...1998 | Trator 6300 4.239, 3.9 1993 | Trator 6300L 4.239, 3.9 1993 | Trator 6400 4.045T, 4.5 1992...1998 | Trator 6400 4.239, 3.9 1992...1998 | Trator 6400 4.276 1993 | Trator 6400L 4.045T, 4.5 1992...1998 | Trator 6405 4.045T, 4.5 1998...2001 | Trator 6410 4.045T, 4.5 1998...2001 | Trator 6410L 4.045T, 4.5 1998...2001 | Trator 6500 1993 | Trator 6500L 1993 | Trator 6510 4.045T, 4.5 1998...2001 | Trator 6510L 4.045T, 4.5 1998...2001 | Trator 6510S 4.045T, 4.5 1998...2001 | Trator 820 3 cil 1972...1980 | Trator 820 3.152, 2.5 1971...1975 | Trator 820VU 3.152, 2.5 1971...1975 | Trator 840 3.179 Diesel, 2.9 1979...1986 | Trator 840 3.179DL-04, 2.9 1979...1984 | Trator 920 3.152, 2.5 1971...1975 | Trator 920 3.152DL-02, 2.5 1971...1975 | Trator 930 3.164DL-15, 2.7 1975...1979 | Trator 940 3.179DL-05, 2.9 1979...1986 | Trator JD300 3.152DL-05, 2.5 1971...1974 | Trator JD300A 3.152DL-05, 2.5 1971...1974 | Trator JD350 3.152DL-10, 2.5 1971...1988 | Trator JD350A 3.152DL-10, 2.5 1971...1988 | Trator JD400 4.202 1971...1979 | Trator JD400 4.219, 3.6 1971...1979 | Trator JD400A 4.202 1971...1979 | Trator JD400A 4.219, 3.6 1971...1979 | Trator JD410 4.219DL-09, 3.6 1974...1988 | Trator Lawn 240 JD 3029D 46HP Motor 1998...2006 | Trator MD945 4.239TZ-01, 3.9 1973...1977 | Trator Utility 1020 3.164, 5.8 1981...1983

**MOTOR****John Deere:** RE60641 | RE63010 | RE501680 | RE501693 | RE502156 | RE502196 | SE501861 - **Lester:** 17086 - **Valeo:** D7R14**EQUIVALENTE / Equivalent****John Deere:** RE501692 - **Valeo:** 187084 | 594308 - **WAI:** 549448**2018****IMPULSOR DE PARTIDA DO MOTOR DE ARRANQUE**

STARTER DRIVE / IMPULSOR DE PARTIDA

FOTO / Photo pg. 312

**APLICAÇÃO / Application / Aplicación****Lombardini:** Motores 3LD e SÉRIE 6LD**MOTOR****Bosch:** 0001107024 | 0001111010 | 0001115038 | 0001115042 - **Hatz:** 50316400 | 50316401 - **Lester:** 18369 | 18473 - **Lombardini:** 58400890 | 58401420 | 58402230 | 58402460

**2018****IMPULSOR DE PARTIDA DO MOTOR DE ARRANQUE**

STARTER DRIVE / IMPULSOR DE PARTIDA

FOTO / Photo pg. 312

EQUIVALENTE / Equivalent

Bosch: 1006209602 - Cargo: 138252 - WAI: 549194

**2019****IMPULSOR DE PARTIDA DO MOTOR DE ARRANQUE**

STARTER DRIVE / IMPULSOR DE PARTIDA

FOTO / Photo pg. 312

APLICAÇÃO / Application / Aplicación

General Motors/Chevrolet: Tracker 1.0 AT Start/Stop 2020... | Tracker 1.2 AT Start/Stop 2020...

MOTOR

Bosch: 0001170663 - General Motors/Chevrolet: 55514717

EQUIVALENTE / Equivalent

Bosch: 1006210535

**2020****IMPULSOR DE PARTIDA DO MOTOR DE ARRANQUE**

STARTER DRIVE / IMPULSOR DE PARTIDA

FOTO / Photo pg. 312

APLICAÇÃO / Application / Aplicación

**Volvo:** Caminhão Série F, Motor TD40A 3.6 1978...1986 | Penta Motor KAD300 3.6, Diesel 2001...2005 | Penta Motor KAD32P 2.4, Diesel 1996...2005 | Penta Motor KAD43P 3.6, Diesel 1997...2005 | Penta Motor KAD44P 3.6, Diesel 1997...2004 | Penta Motor KAMD300 3.6, Diesel 2001...2004 | Penta Motor KAMD43P 3.6, Diesel 1997...2005 | Penta Motor KAMD44P 3.6, Diesel 1999...2004 | Penta Motor MD31A 1986...1994 | Penta Motor TAMD41A 3.6, Diesel 1986...2005 | Penta Motor TMD40A Diesel 1976...1986 | Penta Motor TMD41A 3.6, Diesel 1986...1997 | Penta Motores AD31, A, B, D, L, P 2.4, Diesel 1986...2004 | Penta Motores AD41A, B, D, L, P 3.6, Diesel 1988...2005 | Penta Motores KAD42A, B, P 3.6, Diesel 1991...2001 | Penta Motores KAMD42A,B,P 3.6, Diesel 1991...1997 | Penta Motores TAMD40A, B, C 1979...1986 | Penta Motores TAMD41B, D, H, L, M, P 3.6, Diesel 1986...2005 | Penta Motores TAMD42A, B, WJ 3.6, Diesel 1992...2003 | Penta Motores TMD30A, B Diesel 1983...1986 | Penta Motores TMD31A, B, D, L 2.4, Diesel 1986...1997

MOTOR

Lester: 17316 - Valeo: 184202 | 188486 | 455537 | D9R116 | D9R144

EQUIVALENTE / Equivalent

Cargo: 135282 - Valeo: 184194 | 594043

**2021****IMPULSOR DE PARTIDA DO MOTOR DE ARRANQUE**

STARTER DRIVE / IMPULSOR DE PARTIDA

FOTO / Photo pg. 312

APLICAÇÃO / Application / Aplicación

**Agria:** 6900 Ruggerini, RW270 - **Agrifull:** 60, 70, 80, 235 C, 345, 355 - **Arona:** AD 295, 395, 4100M, 495M, 952PM, AD 953, 954PM - **Bautz:** Commodore T600 - **Bomag:** BW211-B-BW, 212-B-SB - **Claas:** Consul, Consul Corsar | Mercator 50, 60, 70, 75R - **Fiat:** 402, 404 DT, 420 DT, 440 DT, V450 DT | 450 DT DAL, 455 C DAL, C SUPER, 470DT | 470 DTS, 480 8 DT, S, V, 500S - **Goldoni:** 1045R | Transporter 336, Universal 224, 226 - **Gutbrod:** 2500D - **Henschel:** F 20, 25, 30, 35 - **Iveco:** 110 13, 130 13 | 75 9A, 80 9A, 80 13A, 90 9, 90 13 - **KHD:** F1L410, 411, F2L410 - **Lombardini:** 5LD, 832, 834, L 27, 40, 54, LADM - **Magirus-Deutz:** M 80 D 6 FK FL, 7FK FL M90, M120 D-R - **Ruggerini:** Série CDR 95, 100, 951, MD350, P101 - **Same:** R 503, 603 DT, Solaris 45/35 - **Schanzlin:** Gigant 300, 300K - **UTB:** 350U, DTC, DT, 445 U, DTC, DT, 453 DT, DTP, 530 SI - **VM:** 103, 104, 1051, 1052, 1053, 1054

MOTOR

**Iskra:** AZJ3140 | AZJ3155 | AZJ3156 | AZJ3166 | AZJ3169 | AZJ3170 | AZJ3179 | AZJ3184 | AZJ3195 | AZJ3211 | AZJ3218 | AZJ3219 | AZJ3244 | AZJ3346 | AZJ3355 | AZJ3433 | AZJ3477 | AZJ3478 | AZJ3479 | AZJ3482 | AZJ3538 | AZJ3542 | 11130203 | 11130216 | 11130503 | 11130531 | 11130532 | 11130548 | 11130551 | 11130552 | 11130567 | 11130585 | 11130618 | 11130645 | 11130669 | 11130670 | 11130706 | 11130971 | 11131015 | 11131479 | 11132334 | 11132335 | 11132429 - **Mahle:** MS50 | MS107 | MS180 | MS220 | MS274 | MS277 | MS279 | MS308 | MS330 | MS335 | MS339 | MS351 | MS353 | MS364 | MS388 | MS389 | MS391

EQUIVALENTE / Equivalent

Iskra: 16900254 | 16900879 | 16903087 - Mahle: MSX280 | MSX689

**2022****IMPULSOR DE PARTIDA DO MOTOR DE ARRANQUE**

STARTER DRIVE / IMPULSOR DE PARTIDA

FOTO / Photo pg. 312

APLICAÇÃO / Application / Aplicación

Chrysler: Cruiser 2.2 2002...2010 - Jeep: Grand Cherokee 2.7 2001...2005

MOTOR

Lester: 32691 - Mitsubishi: M2T88572 | M002T88572 | M2T88572ZC | M002T88572ZC | M2T88572ZCKD | M002T88572ZCKD

EQUIVALENTE / Equivalent

Cargo: 333127 - Mitsubishi: M191T94571

**2023****IMPULSOR DE PARTIDA DO MOTOR DE ARRANQUE**

STARTER DRIVE / IMPULSOR DE PARTIDA

FOTO / Photo pg. 312

APLICAÇÃO / Application / Aplicación

Nissan: Almera 1.5, 1.6, 1.8 2000... | Micra 1.0 16V 2000... | Micra 1.4 16V 2000...

**2023****IMPULSOR DE PARTIDA DO MOTOR DE ARRANQUE**

STARTER DRIVE / IMPULSOR DE PARTIDA

FOTO / Photo pg. 312

**MOTOR****Valeo:** D7E29 | D7E31 | D7E32**EQUIVALENTE / Equivalent****Cargo:** 234996 - **Valeo:** 190694 | 191775 | 594451**2026****IMPULSOR DE PARTIDA DO MOTOR DE ARRANQUE**

STARTER DRIVE / IMPULSOR DE PARTIDA

FOTO / Photo pg. 312

**APLICAÇÃO / Application / Aplicación****Nissan:** Primera 1.6 16V 1996...2002**MOTOR****Lester:** 31154 - **Magneti Marelli:** MSN613 | 63192000 | 63102000A | 944280186210 - **Valeo:** 458317**EQUIVALENTE / Equivalent****Cargo:** 231414 - **Lucas:** 85541220010 - **Magneti Marelli:** 85541220

2027

## IMPULSOR DE PARTIDA DO MOTOR DE ARRANQUE

STARTER DRIVE / IMPULSOR DE PARTIDA

FOTO / Photo pg. 312

## APLICAÇÃO / Application / Aplicación

**Agrale:** 7.5t 4.3 1996... | 7000DX 4.3, Motor MWM410 1996...2005 | 7000TDX 4.3, Motor MWM410T 1997...2005 | 8500TDX 4.3, Motor MWM410T 1997... - **BKS:** Motores Motor, JHC DD99-D; 23HP 1958...1960 | Motores Motor, JHC DU132-D; 40HP 1958...1960 | Motores Motor, JHC30HP 1958...1960 - **Case:** 20E 6, Motor Cummins 6BT590 1996... - **Ford:** (A, AS, BR) 4.3, Motor MWM410T 1996... | (AM, AS, BR) 6.5, Motor MWM610 1996... | (AM, AS, BR) 6.5, Motor MWM610NA 1996... - **Man:** 10145 LXX 4.6, Motor D0824LFL02 2001...2002 | 10150FFL 6.9, Motor D0826GF01 1987...1992 | 10150FFL 6.9, Motor D0826GF03 1992...1993 | 10150FOC 4.6, Motor D0824LFL001 1995...1996 | 10150FOCL 6.9, Motor D0826OH02 1988...1992 | 10150HOCL 6.9, Motor D0826OH02 1988...1992 | 10153FFL 4.6, Motor D0824LFL01 1993...1995 | 10153LLALL 4.6, Motor D0824LFL01 1995... | 10153LLALL 4.6, Motor D0824LFL05 1995...1996 | 10163FFL 4.6, Motor D0824LFL02 1994...1995 | 10163LLALL 4.6, Motor D0824LFL02 1995... | 10163LLALL 4.6, Motor D0824LFL06 1995...1997 | 10163LLALL 4.6, Motor D0824LFL09 1997... | 10163LLALL 4.6, Motor D0824LFL09 1999...2001 | 10220FOC 6.9, Motor D0826LFL03 1995...1998 | 10220FOC 6.9, Motor D0826LFL10 1998...1999 | 10220FOCL 6.9, Motor D0826LFL03 1995...1998 | 10220FOCL 6.9, Motor D0826LFL03 1998... | 10223FFL 6.9, Motor D0826LFL06 1994...1995 | 10223LLALL 6.9, Motor D0826LFL06 1995...1996 | 10224FFL 6.9, Motor D0826LFL03 1994...1995 | 10224LLALL 6.9, Motor D0826LFL03 1995... | 11150HOCL 6.9, Motor D0826OH02 1992...1993 | 11190HOCL 6.9, Motor D0826LOH06 1993...1996 | 11190HOCL 6.9, Motor D0826OH02 1992...1993 | 11220HOCL 6.9, Motor D0826LOH15 1995... | 11220HOCL 6.9, Motor D0826LOH15 1995...2000 | 11220HOCL 6.9, Motor D0826LOH19 1998...2001 | 11222 6.9, Motor D0826LOH15 1996... | 11222 6.9, Motor D0826LOH15 1996...1998 | 11222 6.9, Motor D0826LOH15 1996...2001 | 11222223 6.9, Motor D0826LOH15 1996... | 11223 6.9, Motor D0826LOH15 1998...2001 | 11230HOCL 6.9, Motor D0826LOH03 1993...1996 | 12152FFL 4.6, Motor D0824LFL01 1994...1996 | 12152FFL 6.9, Motor D0826F01 1988...1992 | 12152FFL 6.9, Motor D0826F02 1992...1994 | 12162F 4.6, Motor D0824LFL02 1995...1996 | 12162FL 4.6, Motor D0824LFL02 1995...1996 | 12163L 4.6, Motor D0824LFL06 1995...1997 | 12163L 4.6, Motor D0824LFL09 1997... | 12163L 4.6, Motor D0824LFL09 1999...2001 | 12163LL 4.6, Motor D0824LFL06 1996...1997 | 12163LL 4.6, Motor D0824LFL09 1997... | 12163LL 4.6, Motor D0824LFL09 1999...2001 | 12192F 6.9, Motor D0826LFL01 1990...1992 | 12192F 6.9, Motor D0826LFL05 1992...1994 | 12192F 6.9, Motor D0826LFL07 1994...1996 | 12192FA 6.9, Motor D0826LFL07 1994...1996 | 12192FFL 6.9, Motor D0826LFL01 1990...1992 | 12192FFL 6.9, Motor D0826LFL05 1992...1994 | 12192FFL 6.9, Motor D0826LFL07 1994...1996 | 12192FL 6.9, Motor D0826LFL01 1990...1992 | 12192FL 6.9, Motor D0826LFL05 1992...1994 | 12192FL 6.9, Motor D0826LFL07 1994...1996 | 12222F 6.9, Motor D0826LFL11 1994...1996 | 12222FA 6.9, Motor D0826LFL11 1994...1996 | 12222FFAFL 6.9, Motor D0826LFL11 1994...1996 | 12222FL 6.9, Motor D0826LFL11 1994...1996 | 12224LLL 6.9, Motor D0826LFL03 1995...1997 | 12224LLL 6.9, Motor D0826LFL10 1997... | 12224M 6.9, Motor D0826LFL18 1999...2001 | 12224ML 6.9, Motor D0826LFL18 1999...2001 | 12224MML 6.9, Motor D0826LFL18 1997... | 12232F 6.9, Motor D0826LFL02 1988...1992 | 12232F 6.9, Motor D0826LFL06 1992...1994 | 12232F 6.9, Motor D0826LFL08 1994...1996 | 12232FA 6.9, Motor D0826LFL02 1990...1992 | 12232FA 6.9, Motor D0826LFL06 1992...1994 | 12232FA 6.9, Motor D0826LFL08 1994...1996 | 12232FFAFL 6.9, Motor D0826LFL02 1988...1992 | 12232FFAFL 6.9, Motor D0826LFL06 1992...1994 | 12232FFAFL 6.9, Motor D0826LFL08 1994...1996 | 12232FL 6.9, Motor D0826LFL02 1988...1992 | 12232FL 6.9, Motor D0826LFL06 1992...1994 | 12232FL 6.9, Motor D0826LFL08 1994...1996 | 12255MC 6.9, Motor D0836LFL05 2001 | 12255MLS 6.9, Motor D0836LFL05 2001... | 12262F 6.9, Motor D0826LFL13 1995...1996 | 12262FFL 6.9, Motor D0826LFL13 1995...1996 | 12262FL 6.9, Motor D0826LFL13 1995...1996 | 12264MML 6.9, Motor D0826LFL17 1999...2001 | 12264MML 6.9, Motor D0826LFL17 1997... | 12272F 6.9, Motor D0826LFL04 1992...1996 | 12272FA 6.9, Motor D0826LFL04 1993...1995 | 12272FFL 6.9, Motor D0826LFL04 1992...1996 | 12272FL 6.9, Motor D0826LFL04 1992...1996 | 12284MC 6.9, Motor D0836LFL01 1998...2001 | 12284MLCMLS 6.9, Motor D0836LFL01 1999...2001 | 12285MC 6.9, Motor D0836LFL03 2001 | 13220HOCL 6.9, Motor D0826LOH 1995...1998 | 13220HOCL 6.9, Motor D0826LOH15 1998... | 13220HOCL 6.9, Motor D0826LOH15 1998...2001 | 13230HOCL 6.9, Motor D0826LOH 1995... | 14152FFL 4.6, Motor D0824LFL01 1994...1996 | 14152FFL 6.9, Motor D0826F01 1988...1991 | 14152FFL 6.9, Motor D0826F02 1991...1994 | 14162FFL 4.6, Motor D0824LFL02 1995...1996 | 14163L 4.6, Motor D0824LFL09 1999...2001 | 14163LL 4.6, Motor D0824LFL09 1999...2001 | 14163LLL 4.6, Motor D0824LFL06 1995...1997 | 14163LLL 4.6, Motor D0824LFL09 1997... | 14192FFL 6.9, Motor D0826LFL01 1990...1992 | 14192FFL 6.9, Motor D0826LFL05 1992...1994 | 14192FFL 6.9, Motor D0826LFL07 1994...1996 | 14220HOCLNL 6.9, Motor D0826LOH19 1998... | 14222F 6.9, Motor D0826LFL11 1994...1996 | 14222FFL 6.9, Motor D0826LFL11 1994...1996 | 14222FL 6.9, Motor D0826LFL11 1994...1996 | 14224LL 6.9, Motor D0826LFL18 1999...2001 | 14224LLALL 6.9, Motor D0826LFL03 1995...1997 | 14224LLALL 6.9, Motor D0826LFL10 1997... | 14224MMAML 6.9, Motor D0826LFL15 1995...1997 | 14224MMAML 6.9, Motor D0826LFL18 1997... | 14232F 6.9, Motor D0826LFL02 1988...1992 | 14232F 6.9, Motor D0826LFL06 1992...1994 | 14232F 6.9, Motor D0826LFL08 1994...1996 | 14232FFL 6.9, Motor D0826LFL02 1988...1992 | 14232FFL 6.9, Motor D0826LFL06 1992...1994 | 14232FFL 6.9, Motor D0826LFL08 1994...1996 | 14232FFL 6.9, Motor D0826LFL217Silent 1990...1995 | 14232FL 6.9, Motor D0826LFL02 1988...1992 | 14232FL 6.9, Motor D0826LFL06 1992...1994 | 14232FL 6.9, Motor D0826LFL08 1994...1996 | 14262FFL 6.9, Motor D0826LFL13 1995...1996 | 14264 MMAML 6.9, Motor D0826LFL17 1999...2001 | 14264LLALL 6.9, Motor D0826LFL09 1995... | 14264MMAML 6.9, Motor D0826LFL17 1995... | 14272F 6.9, Motor D0826LFL04 1992...1996 | 14272FFL 6.9, Motor D0826LFL04 1992...1996 | 14284LAFF 6.9, Motor D0836LFL01 1998...2001 | 14284LACLAK 6.9, Motor D0836LFL01 1998...2001 | 14284LCLRC 6.9, Motor D0836LFL01 1998...2001 | 14284KLK 6.9, Motor D0836LFL01 1998...2001 | 14284LLC 6.9, Motor D0836LFL01 1999...2001 | 14284LLC 6.9, Motor D0836LFL01 1998...2001 | 14284MAK 6.9, Motor D0836LFL01 1998...2001 | 14284MALF 6.9, Motor D0836LFL01 1998...2001 | 14284MCMCMLLC 6.9, Motor D0836LFL01 1998...2001 | 14284MLS 6.9, Motor D0836LFL01 1999...2001 | 15163LLL 4.6, Motor D0824LFL06 1995...1997 | 15163LLL 4.6, Motor D0824LFL09 1997... | 15163LLL 4.6, Motor D0824LFL09 1999...2001 | 152 4.6, Motor D0824LOH01 1991...1996 | 152 6.9, Motor D0826LOH02 1990...1993 | 152 6.9, Motor D0826OH02 1990...1993 | 152 MIDI 6.9, Motor D0826LOH01 1992...1995 | 152 MIDI 6.9, Motor D0826OH02 1987...1994 | 15224LLL 6.9, Motor D0826LFL03 1995...1997 | 15224LLL 6.9, Motor D0826LFL10 1997... | 15264LLL 6.9, Motor D0826LFL09 1995... | 15284LC 6.9, Motor D0836LFL01 1998...2001 | 15284LKL 6.9, Motor D0836LFL01 1998...2001 | 15284LLC 6.9, Motor D0836LFL01 1999...2001 | 17192F 6.9, Motor D0826LFL01 1990...1991 | 17192F 6.9, Motor D0826LFL01 1990...1992 | 17192F 6.9, Motor D0826LFL05 1992...1994 | 17192F 6.9, Motor D0826LFL05 1992...1995 | 17192F 6.9, Motor D0826LFL07 1994...1996 | 17192FA 6.9, Motor D0826LFL01 1990...1992 | 17192FA 6.9, Motor D0826LFL05 1990...1995 | 17192FL 6.9, Motor D0826LFL01, D0826LFL05 1990...1995 | 17192FL 6.9, Motor D0826LFL05 1992...1995 | 17192GM2 6.9, Motor D0826LFL01 1991...1992 | 17192GM2 6.9, Motor D0826LFL05 1992...1994 | 17222FA 6.9, Motor D0826LFL11 1994...1996 | 17232F 6.9, Motor D0826LFL 1990...1994 | 17232F 6.9, Motor D0826LFL02 1988...1991 | 17232F 6.9, Motor D0826LFL02 1988...1991 | 17232FA 6.9, Motor D0826LFL 1990...1995 | 17232FA 6.9, Motor D0826LFL02 1989...1995 | 17232FA 6.9, Motor D0826LFL02, D0826LFL06 1989...1995 | 17232FA 6.9, Motor D0826LFL06 1992...1995 | 17232FA 6.9, Motor D0826LFL08 1994...1996 | 17232FL 6.9, Motor D0826LFL 1990...1995 | 17232FL 6.9, Motor D0826LFL02 1988...1995 | 17232FL 6.9, Motor D0826LFL02, D0826LFL06 1988...1995 | 17232FL 6.9, Motor D0826LFL06 1992...1995 | 17232GM2 6.9, Motor D0826LFL02 1991...1992 | 17232GM2 6.9, Motor D0826LFL06 1992...1994 | 17272FLS 6.9, Motor D0826LFL04 1992...1995 | 18192F 6.9, Motor D0826LFL01, D0826LFL05 1990...1994 | 18192F 6.9, Motor D0826LFL07 1994...1996 | 18192FFL 6.9, Motor D0826LFL01 1990...1994 | 18192FFL 6.9, Motor D0826LFL05 1992...1994 | 18192FFL 6.9, Motor D0826LFL07 1994...1996 - **McCormick:** D322 Motor, DD-99; 22HP 1965 | D326 Motor, DD-111; 26HP 1965 | D430 Framall Motor, DD-132; 30HP 1956...1963 | D432 Motor, DD-132; 32HP 1959...1965 | D436 Motor, DD-148; 36HP 1959...1963 | D439 Motor, DD-148; 39HP 1959...1963 | D8-61 Motor, JHC DU-111D; 34HP 1959...1963 | DED Farmall Motor, DD-99; 20HP 1953...1955 - **Puma:** 7900 (AM, AS, BR) 4.3, Motor MWM410 1996... | 7900T (AM, AS, BR) 4.3, Motor MWM410T 1997... - **Star Truck:** 12155 4.6, Motor D0824LFL09 1998...1999 | 12157 4.6, Motor D0824LFL09 1998...1999 | 8125 4.6, Motor D0824LFL10 1998...1999 - **Volkswagen:** 12140T (AM, AS, BR) 4.3, Motor MWM4.10T 1997... | 12150BT (AS, BR, D, DOM) 6.1, Motor MWM610 1996... | 12170BT (AM, AS, BR) 5.8, Motor Cummins 6BTAA 1997... | 14150 (AS, BR, D, DOM) 6.5, Motor MWM6.10 1991... | 14170BT (AS, BR, D, DOM) 5.8, Motor Cummins 6BTAA 1997... | 14200 Turbo Charger (AS, BR, D) 6.5, Motor MWM6.10 1991... | 7100 (AM, AS, BR) 4, Motor MWM4.10T 1994... | 8140 Turbo Charger (AM, AX, BR) 4.3, Motor MWM4.10T 1994...

**2027****IMPULSOR DE PARTIDA DO MOTOR DE ARRANQUE**

STARTER DRIVE / IMPULSOR DE PARTIDA

FOTO / Photo pg. 312

**MOTOR**

**Iskra:** IS0537 | IS0729 | IS0783 | AZJ3160 | AZJ3281 | AZJ3282 | AZJ3387 | AZJ3486 | 11130537 | 11130783 | 11130784 | 11131143 | 11132501 - **Lester:** 30115 - **Mahle:** MS310 | MS311 | MS321 | MS812

**EQUIVALENTE / Equivalent**

**Cargo:** 234270 - **Iskra:** 16903392 - **Mahle:** MSX329

**2028****IMPULSOR DE PARTIDA DO MOTOR DE ARRANQUE**

STARTER DRIVE / IMPULSOR DE PARTIDA

FOTO / Photo pg. 312

**APLICAÇÃO / Application / Aplicación**

**Chery:** QQ 1.1

**MOTOR**

**Chery:** QDJ1260 | QDY1204 | S113708110GA

**EQUIVALENTE / Equivalent**

**GNR:** S520003

**2029****IMPULSOR DE PARTIDA DO MOTOR DE ARRANQUE**

STARTER DRIVE / IMPULSOR DE PARTIDA

FOTO / Photo pg. 312

**APLICAÇÃO / Application / Aplicación**

**Komatsu:** Pala Gommata | WA90-3 - **Yanmar:** 4TNE102 3.0, 12V | 4TNE106 3.0, 12V

**MOTOR**

**Hitachi:** S13160 | S14102

**EQUIVALENTE / Equivalent**

**Cargo:** 333974 - **Hitachi:** 213045009

**2031****IMPULSOR DE PARTIDA DO MOTOR DE ARRANQUE**

STARTER DRIVE / IMPULSOR DE PARTIDA

FOTO / Photo pg. 312

**APLICAÇÃO / Application / Aplicación**

**Land Rover:** Defender 2.5 TD5 1998...2015 | Discovery 2.5 TD5 1998...2015

**MOTOR**

**Denso:** 2280007220 - **Land Rover:** NAD101240 | 77AD101240

**EQUIVALENTE / Equivalent**

**Cargo:** 235101

**10003****IMPULSOR DE PARTIDA DO MOTOR DE ARRANQUE**

STARTER DRIVE / IMPULSOR DE PARTIDA

FOTO / Photo pg. 312

**APLICAÇÃO / Application / Aplicación**

**Buick:** Century 3.1 L (189) V6 2001 - **Cadillac:** Escalade 5.3L (325) V8 2004...2005 - **Fiat:** Doblo 1.8 16V | Doblo 1.8 8V | Doblo FLEX | Idea 1.8 16V | Idea 1.8 8V | Idea FLEX | Palio 1.8 16V | Palio 1.8 8V | Palio FLEX | Punto 1.8 16V | Punto 1.8 8V | Punto FLEX | Stilo 1.8 16V | Stilo 1.8 8V | Stilo FLEX | Strada 1.8 16V | Strada 1.8 8V | Strada FLEX - **General Motors/Chevrolet:** Astra 1.8 e 2.0 | Avalanche 5.3L(325) V8 2004...2005 | Blazer 2.2 e 2.4 | Celta | Cobalt | Corsa 1.8 | Envoy 5.3L/5.3L XL (325) V8 2004...2005 | Express Vans 4.8L(291) V8 2004...2005 | Express Vans 5.3L(325) V8 2004...2005 | Impala 3.4L(207) V6 2001 | Lumina (Sedan) 3.1L(189) V6 2001 | Malibu 3.1L(189) V6 2001 | Meriva 1.8 | Montana | Monte Carlo 3.4L(207) V6 2001 | Prisma | S10 2.2 e 2.4 | Savana Vans 4.8L (291) V8 2004...2005 | Savana Vans 5.3L/5.3L XL (325) V8 2004...2005 | Sierra Pick Up 4.8L (291) V8 2004...2005 | Sierra Pick Up 5.3L/5.3L XL (325) V8 2004...2005 | Silverado Pick Up 4.8L(291) V8 2004...2005 | Silverado Pick Up 5.3L(325) V8 2004...2005 | Spin | SSR Sport Truck 5.3L (325) V8 2004...2005 | Suburban 5.3L(325) V8 2004...2005 | Tahoe 4.8L(291) V8 2004...2005 | Tahoe 5.3L(325) V8 2004...2005 | Trailblazer 5.3L(325) V8 2004...2005 | Vectra 2.2 | Venture 3.4L(207) V6 2001 | Yukon 4.8L (291) V8 2004...2005 | Yukon 5.3L/5.3L XL (325) V8 2004...2005 | Zafira 2.0 - **Isuzu:** Ascender 5.3L (325) V8 2004 - **Oldsmobile:** Alero 3.4L (207) V6 2001 | Silhouette 3.4L (207) V6 2001 - **Opel:** Astra G 2.2 16V | Signum 2.2 | Speedster 2.2 | Vectra B 2.2 16V | Vectra C 2.2 16V | Zafira 2.2 16V - **Pontiac:** Aztec 3.4L (207) V6 2001 | Grand AM 3.4L (207) V6 2001 | Grand Prix 3.1L (189) V6 2001 | Montana 3.4L (207) V6 2001 - **Saab:** 9.7 5.3L (325) V8 2005 - **Saturn:** 2004-01 - **ZEN:** Utiliza Planetária 12720

**MOTOR**

**General Motors/Chevrolet:** 93297652 | 93297653 | 93303527 | 93304772 | 93327502 | 93374341 | 93374342 | 93384398 - **Remy:** 8000006 | 8000048 | 8000090 | 8000158 | 8000159 | 8000180 | 8000188 | 8000287 | 9000890 | 9000891 | 9000893 | 9000902 | 9000932 | 9000934 | 9000944 | 9000952 | 9000967 | 9000978 | 9000981 | 10452345

**EQUIVALENTE / Equivalent**

**Lester:** 6471 | 6491 | 6493 | 6494 - **Remy:** 8000045 | 8000058 | 9000856 | 9000868 | 9000876 | 9000881 | 9000896 | 9000901 | 9000933 | 9000939 | 9000948 | 9000977 | 10452348 | 10455504 | 10501804 | 10504515 | 10521484 | 89017523 - **WAI:** 54173

**0032**

**PINHÃO**  
PINION / PIÑON

FOTO / Photo pg. 313

**APLICAÇÃO / Application / Aplicación**

**Ford:** Campana C/R | F600 Gasolina - **Willys:** Linha Willys 1952...1961

**MOTOR**

**Ford:** 2900550 | 2900557 | 2900726 | 2900804 | B5C11002A - **Remy:** 1107213 | 1107258 | 1107261 | 1107322 | 1107741 | 1107788 | 1107881 | 1107928 | 1108014 | 1108032 | 1108047 | 1108048 | 1108052 | 1108056 | 1108061 | 1108062 | 1108063 | 1108064 | 1108065 | 1108066 | 1108071 | 1108081 | 1108113 | 1108152 | 1108163 | 1108166 | 1108168 | 1108169 | 1108170 | 1108171 | 1108182 | 1108235 | 1108258 | 1109388 | 1109395 | 1109462 | 1109479

**EQUIVALENTE / Equivalent**

**Chrysler:** FO1907 - **Ford:** 2900761 | FAA11350A | FAU11350A | ICM11350A | ICM11350B | ICM11350C | C1AF11350A | C1AZ11350A - **Lucas Indiel:** 223145 - **Remy:** 1883768 | 1922419 | 1923288 | 1933214 | 1938976 | 1939178 | 1950398 | 1954437 | 1958842 | 1961372 - **WAI:** 4595

**0035**

**PINHÃO**  
PINION / PIÑON

FOTO / Photo pg. 313

**APLICAÇÃO / Application / Aplicación**

**Fiat Allis:** 673 MWM Diesel | 805C MWM - **Lancia:** Beta Z50 | Esadelta B | Esagamma | Esatu - **Mercedes Benz:** OM321 | OM324 | OM326 - **Volvo:** DR860 | DR860T | LM1240 | LM840 | S950 | SM868 | T800 | T814 | VHK116 | VHK118 | VHK310

**MOTOR**

**Bosch:** 0001400152 | 0001401007 | 0001401025 | 0001401041 | 0001401049 | 0001401050 | 0001401051 | 0001401052 | 0001401061 | 0001401066 | 0001401074 | 0001402008 | 0001402050 | 0001402054 | 0001402055 | 0001402058 | 0001402059 | 0001402060 | 0001402061 | 0001402071 | 0001402075 | 0001402080 | 0001402081 | 0001402083 | 0001501001 | 0001501038 | 9967600004 - **Efel:** 22202 - **Fiat:** 587624 | 4127580 | 8961386 | 8962211 | 8962232 - **Iskra:** 10130121 | 10130123 | 11130005 | 11130009 | 11130104 | 11130115 | 11130148 - **Magneti Marelli:** 63211627 | 63211665 | 63211669 | 63213127 | 63213812 | 63214349 | 63214371 | 63216225 | 63216325

**EQUIVALENTE / Equivalent**

**Bosch:** 2006380010 | 2006380410 | 2006380414 | 2006380418 | 2006381410 - **Fiat:** 8122125 | 9004794 | 9923779 - **Iskra:** 18100098 - **Italacciai:** SP201 - **Lester:** 16369 | 17108 | 18039 - **Lucas Indiel:** 223104 - **WAI:** 5491207

**0036**

**PINHÃO**  
PINION / PIÑON

FOTO / Photo pg. 313

**APLICAÇÃO / Application / Aplicación**

**Alfa Romeo:** 400 | 450 - **Caterpillar:** Motoniveladora 12E ...01/1973 - **Fiat:** Caminhão FNM D9500 - **KHD:** D8005 | M90D7FL | M90D7L - **Lancia:** Esadelta | Esaro 3RO | Esatu - **Scania:** DS11 R82A marítimo com turbo compressor Holset 4 LE | Motor D11 marítimo ED 1966 | Motor D11 R81 marítimo ED 1966...1970 | Motor DS11 R82A | Ônibus B115 ... 04/1975 | Ônibus BR110 ... 04/1975 | Ônibus BR115S ... 04/1975

**MOTOR**

**Bosch:** 0001401002 | 0001401044 | 0001401045 | 0001401046 | 0001402002 | 0001402051 | 0001402052 | 0001402053 | 0001402057 | 0001501003 | 0001501020 | 0001501032 | 9000085004 | 9967600005 - **Femsa:** MTH241 | MTH242 | MTH244 - **Iskra:** 11130158

**EQUIVALENTE / Equivalent**

**Bosch:** 2006380558 | 2006381558 - **Femsa:** 3550 - **Fiat:** 9008738 - **Iskra:** 18100021 - **Italacciai:** SP205 - **Lucas Indiel:** 223105 - **Volkswagen:** 2431807 - **WAI:** 5491200

**0078**

**PINHÃO**  
PINION / PIÑON

FOTO / Photo pg. 313

**APLICAÇÃO / Application / Aplicación**

**Fiat:** 180 | 210 - **Massey Ferguson:** 44 | 55 | 55C | 600 | 66 | 66C | 700C | 77C | C44 | D66

**MOTOR**

**Bosch:** 0001410026 | 0001410027 | 0001410035 | 0001410047 | 0001410094 | 0001415007 | 0001416004

**EQUIVALENTE / Equivalent**

**Bosch:** 2006382154 | 2006383154 - **WAI:** 5491202



0087

PINHÃO

PINION / PIÑON

FOTO / Photo pg. 313

## APLICAÇÃO / Application / Aplicación

**ABG:** Jumbo 140 - **Aifo:** M32S | M42S | M52S - **Asia Motors:** PR425 - **Case:** Pá Carregadeira com motor Scania | Trator 2470 | Trator 4490 | Trator W36 - **Daf:** 95310 | 95330 | 95350 | 95360 | 95380 | 95400 | 95430 - **Falr:** M1620H - **Fiat:** 13.304F | 159 | 190 F20-190 (Unic V 85 S) | 190PAC20 | 260 | 260 (Unic V 85 S) | 26304DFS | 30.304DFS | Caminhão 130NC | Caminhão 150NC | Caminhão 190 | NC20-170 | NR | NT20 - **Fiat Allis:** Trator de Esteiras AD14 com motor Scania

**Fiat Iveco:** 130.20 | 150.20 | 159.20 | 170.20 | 190.20 - **Ford:** Caminhão Cargo 1317 | Caminhão Cargo 1320 | Caminhão Cargo 1517 | Caminhão Cargo 1520 | Caminhão Cargo 1617 | Caminhão Cargo 1620 | Caminhão Cargo 2220 | Caminhão Cargo 2420 | Caminhão Cargo 2817 | Caminhão Cargo 3020 | Caminhão Cargo 3220 - **KHD:** DL1300 | F6L413 | F8L413 | L | M150E10 | M150L10 | M170D | M200L | M232D | R | S | SH | TL | TR - **Massey Ferguson:** Trator MF4780 (SSB-DN11) | Trator MF4780 com motor Scania DN11 - **Mercedes Benz:** Caminhão MB856 | Caminhão MB858 | Caminhão MB866 | Caminhão MB868 - **Pegaso:** 1228T | 1231 | 1236 | 1331 | 1431 | 2331 | 2431K | 3560 | 5023 | 5024 | 5036 | 6038 | 6420 | 6424 - **Scania:** Caminhão 140 | Caminhão 140 Super | Caminhão 141 Super | Caminhão 145 | Caminhão BR145 | Caminhão CR145L | Caminhão CR145T | Caminhão CR145X | Caminhão DSI14 | Caminhão L101 | Caminhão L142 | Caminhão LK140 | Caminhão LK141 | Caminhão LK142 | Caminhão LKS140 | Caminhão LKS141 | Caminhão LKS142 | Caminhão R142 | Caminhão R142-410 | Caminhão T142 | Caminhão T142-410 | Chassi p/ ônibus K112, S112 | Ônibus BR115 05/1975... | Ônibus BR115S 05/1975... | Ônibus BR116 05/1975... | Ônibus BR116S 05/1975... - **Valmet:** 110KVA | 115KVA | 125KVA | 150KVA (V1308) - **Volvo:** Caminhão 59 | Caminhão B10M | Caminhão B58 | Caminhão F10 | Caminhão F88 | Caminhão FB88 | Caminhão G88.T | Caminhão N | Caminhão N10 | Caminhão N12 | Caminhão NB88TS | Caminhão NL10210 | Caminhão NL10340 | Caminhão NL12400 | Caminhão R | Caminhão T | Chassi p/ ônibus B10M | Chassi p/ ônibus B58E

## MOTOR

**Bosch:** 0000084013 | 0001410019 | 0001410032 | 0001410034 | 0001410037 | 0001410044 | 0001410046 | 0001410050 | 0001410062 | 0001410063 | 0001410069 | 0001410074 | 0001410077 | 0001410087 | 0001410098 | 0001410102 | 0001410106 | 0001410111 | 0001410115 | 0001411005 | 0001411010 | 0001411012 | 0001411013 | 0001411015 | 0001411016 | 0001411036 | 0001413018 | 0001414008 | 0001414019 | 0001415008 | 0001415009 | 0001415011 | 0001415013 | 0001415017 | 0001416003 | 0001416005 | 0001416006 | 0001416007 | 0001416008 | 0001416009 | 0001416011 | 0001416012 | 0001416030 | 0001416031 | 0001416032 | 0001416033 | 0001416034 | 0001416035 | 0001416036 | 0001416039 | 0001416048 | 0001416049 | 0001416050 | 0001416053 | 0001416058 | 0001416062 | 0001416067 | 0001416068 | 0001416069 | 0001416070 | 0001416071 | 0001416075 | 0001416076 | 0001417002 | 0001417016 | 0001417022 | 0001417023 | 0001417024 | 0001417033 | 0001417035 | 0001417042 | 0001417043 | 0001417044 | 0001417045 | 0001417047 | 0001417048 | 0001417054 | 0001417055 | 0001417056 | 0001417060 | 0001417066 | 0001417068 | 0001417071 | 0001417072 | 0001418010 | 9000084010 | 9000084011 | 9000084012 | 9000084013 | 9000084014 | 9000084017 | 9000084018 | 9000084019 | 9000084021 - **Fiat:** 61227993 - **Italacciai:** 1410032 - **Pegaso:** 6100S

## EQUIVALENTE / Equivalent

**Bosch:** 2006382018 | 2006382019 | 2006382152 | 2006382156 | 2006382172 - **Cargo:** 130418 - **Efel:** 10779 - **Fiat:** 8122126 | 9004229 | 9984246 - **Iskra:** 15100152

**Italacciai:** SP208 - **Lester:** 17094 | 18117 | 18220 | 18222 | 18253 - **Lucas:** TMB156 - **Lucas Indiel:** 222421 | 223204 - **WAI:** 5491203

0088

PINHÃO

PINION / PIÑON

FOTO / Photo pg. 313

## APLICAÇÃO / Application / Aplicación

**Asia Motors:** Compressor AX430 - **Case:** Pá Carregadeira W36 com motor Cummins - **Caterpillar:** Cat D300 | Moto Scraper 631E | Trator de Esteiras D8L e 631E

**Cummins:** Motor 250 Super | Motor N | Motor N855 | Motor NT | Motor NTA | Motor NTTA855 - **Komatsu:** Trator de Esteiras D60A com motor Cummins N855 | Trator de Esteiras D60E com motor Cummins N855 | Trator de Esteiras D60F com motor Cummins N855 | Trator de Esteiras D65 com motor Cummins N855 | Trator de Esteiras D65A com motor Cummins N855 - **Mafersa:** Trator M série M 240 Cummins 6CTA 8.3 09/1991...

## MOTOR

**Bosch:** 0001411007 | 9000084008 | 9000084020 | 9000084022 | 9000084023

## EQUIVALENTE / Equivalent

**Bosch:** 2006382168 - **Lucas Indiel:** 223181 - **WAI:** 5491192

0089

PINHÃO

PINION / PIÑON

FOTO / Photo pg. 313

## APLICAÇÃO / Application / Aplicación

**Case:** Pá Carregadeira W36B turbo - **Caterpillar:** Motoniveladora 120B | Motoniveladora 140B (3306) | Motores geradores 3304T | Motores geradores 3306T | Pá Carregadeira 930 | Pá Carregadeira 966 | Trator de Esteiras D4E | Trator de Esteiras D6D - **Cummins:** Chassi p/ ônibus RC210 | Chassi p/ ônibus UC210 | Motor 6C 8.3 lts | Motor 6CT 8.3 lts | Motor 6CTA 8.3 lts - **Komatsu:** Esteira D60F com motor Cummins N855C 1993... | Esteira D65E com motor Cummins N855C 1993... | Esteira D73E com motor Cummins N855C 1993... | Esteiras D60E com motor Cummins N855C 1993... | Trator WA 180 Cummins 6BT 5.9 02/1997... - **Mafersa:** Trator M série M 210 Cummins 6CTA 8.3 09/1991... - **Volkswagen:** Caminhão VW14.170 | Caminhão VW14.210 | Caminhão VW16.170 | Caminhão VW16.210 - **Volvo:** FH12 1993 | FH12 1995 | FL7 1991 | FM12 1998 | FS7 1994...1996

## MOTOR

**Bosch:** 0001416061 | 0001417065 | 0001417075 | 9000084007 | 9000084009 | 9000084024 | 9000084026

## EQUIVALENTE / Equivalent

**Bosch:** 2006382190 | 9001084064 - **Lucas Indiel:** 222422 - **WAI:** 5491211

**0170**

**PINHÃO**  
PINION / PIÑON

FOTO / Photo pg. 313

**APLICAÇÃO / Application / Aplicación**

**Austin:** 1100 | Allegro | Maxi | Mini - **Bedford:** CF | Chevanne | Ha Van - **Hillman:** Avenger | Hunter - **Innocenti:** Mini | Regent - **MG Car:** 1300 | Midget - **Morris:** Marina | Oxford - **Triumph:** Dolomite | Spitfire | Toledo - **Vauxhall:** Victor

**MOTOR**

**Italacciai:** MTJ01201 - **Lucas Indiel:** 25147DM35

**EQUIVALENTE / Equivalent**

**Bosch:** 9001336211 - **Femsa:** 148981 - **Italacciai:** SD300 - **Lester:** 16121 | 16122 | 16167 | 16168 | 16188 - **Lucas:** TLB112 | 54252212 - **WAI:** 549209

**0171**

**PINHÃO**  
PINION / PIÑON

FOTO / Photo pg. 313

**APLICAÇÃO / Application / Aplicación**

**Austin:** 1100 | Allegro | Maxi | Mini - **Bedford:** CF | Chevanne | Ha Van - **Hillman:** Avenger | Hunter - **Innocenti:** Mini | Regent - **MG Car:** 1300 | Midget - **Morris:** Marina | Oxford - **Triumph:** Dolomite | Spitfire | Toledo - **Vauxhall:** Victor

**MOTOR**

**Lucas Indiel:** 25147DM35

**EQUIVALENTE / Equivalent**

**Lucas:** 250698

**0218**

**PINHÃO**  
PINION / PIÑON

FOTO / Photo pg. 313

**APLICAÇÃO / Application / Aplicación**

**Mercedes Benz:** 1319 | 1320 | 1418 | 1419 | 1420 | 1425 | 1425 S | 1517 | 1518 | 1519 | 1520 | 1524 | 1525 | 1622 | 1924 | 1929 | 1932 | 1933 | 1934 | 2019 | 2025 S | 2028 LS | 2219 | 2220 | 2222 | 2225B | 2228 | 2233 | 2236 | 2238 | 2624A | 2628 | 2628A | 2628B | 2633 | 2636 | 2638 | 3025 B | 3028 K | 3250A | 3328 | 3328B | 3333 | 3336 | 3336A | 3850A | Chassi p/ Ônibus 1420 | Chassi p/ Ônibus 1517 | Chassi p/ Ônibus 1518 | Chassi p/ Ônibus O364 | Chassi p/ Ônibus O370 | Chassi p/ Ônibus O371 | Chassi p/ Ônibus O371UP | Chassi p/ Ônibus OH1419 | Motor Estacionário, gerador, industrial e marítimo O370 OM355-5, 6, 6A, 6LA | Motor Estacionário, gerador, industrial e marítimo OM352 | Motor Estacionário, gerador, industrial e marítimo OM352A | Motor Estacionário, gerador, industrial e marítimo O371 OM355-5A, 6A, 6LA | Motor Estacionário, gerador, industrial e marítimo O371UP OM355-5 | Motor Estacionário, gerador, industrial e marítimo OM314 | O 303 | O 305 | O 305G | O 307 | O 345, O 345G | O 355 | O 364 | O 365 | O 370 | O 370RS | O 370RSD | O 371R | O 371RS | O 371RSD | O370R - **MWM:** Motor marítimo D232 V6/V8 1970 ED e V12 T/TD 1970 ED 12 e 24 OM232 V | Motor marítimo TD232 V6/V8 1970 ED e V12 T/TD 1970 ED 12 e 24 OM232 V

**MOTOR**

**Bosch:** 0001410015 | 0001410016 | 0001410021 | 0001410022 | 0001410029 | 0001410041 | 0001410043 | 0001410052 | 0001410058 | 0001410078 | 0001410083 | 0001410088 | 0001410089 | 0001410090 | 0001411009 | 0001411014 | 0001413001 | 0001413004 | 0001413006 | 0001413010 | 0001414003 | 0001414009 | 0001414010 | 0001414011 | 0001414015 | 0001414018 | 0001414022 | 0001415001 | 0001415002 | 0001415006 | 0001415010 | 0001415027 | 0001416002 | 0001416013 | 0001416017 | 0001416022 | 0001416023 | 0001416024 | 0001416026 | 0001416028 | 0001417001 | 0001417028 | 0001417036 | 9000084016

**EQUIVALENTE / Equivalent**

**Bosch:** 2006382020 | 2006382150 | 2006382176 | 2006383150 - **Cargo:** 130419 - **Fiat:** 8122127 | 8122128 - **Italacciai:** SP211 - **Lester:** 17108 | 18113 | 18221 | 18225 | 18257 - **Lucas:** TMB150 - **Lucas Indiel:** 222419 - **WAI:** 5491204

**0280**

**PINHÃO**  
PINION / PIÑON

FOTO / Photo pg. 313

**APLICAÇÃO / Application / Aplicación**

**Ford:** Capri 1.3 e 1.6 | Fiesta 1.0, 1.1 | Van

**MOTOR**

**Italacciai:** 25142A - **Lucas Indiel:** 25276AM35 | 25345AM35 | 25142AHM35 | 25148AJM35

**EQUIVALENTE / Equivalent**

**Italacciai:** SD197 - **Lester:** 16169 - **Lucas:** TLB111 | 54240293 | 54240294 | 54240295 | 54242330 | 54252215 | 54261658 | 60251022 - **WAI:** 549222

**0380**

**PINHÃO**  
PINION / PIÑON

FOTO / Photo pg. 313

**APLICAÇÃO / Application / Aplicación**

**Austin:** Allegro | Maxi | Mini - **Bedford:** Ha Van - **Ford:** Escort Van | Fiesta Van - **Lotus:** Seven - **TVR:** Vixen 1300

**MOTOR**

**Italacciai:** 25148A - **Lucas Indiel:** 25276AM35 | 25345AM35 | 25142AHM35 | 25148AJM35

**EQUIVALENTE / Equivalent**

**Italacciai:** SD197 - **Lester:** 16169 - **Lucas:** TLB111 | 54240293 | 54240294 | 54240295 | 54242330 | 54252215 | 54261658 | 60251022

**1111**

**PINHÃO**  
PINION / PIÑON

FOTO / Photo pg. 313

APLICAÇÃO / Application / Aplicación

**Kaable:** Especial/Special - **Man:** Caminhão - **Mercedes Benz:** Especial/Special - **MWM:** Especial/Special

MOTOR

**Bosch:** 0001510020 | 0001510025 | 0001510031 | 0001510032 | 0001510037 | 0001510038 | 0001510041

EQUIVALENTE / Equivalent

**Bosch:** 2006382060 - **Mercedes Benz:** 0001516513 | A0001516513

**1181**

**PINHÃO**  
PINION / PIÑON

FOTO / Photo pg. 313

APLICAÇÃO / Application / Aplicación

**Daf:** F2800 | F3200

MOTOR

**Bosch:** 0001410067 | 0001410068 | 0001410116 | 0001415020

EQUIVALENTE / Equivalent

**Bosch:** 2006382174 | 2006383160

**1216**

**PINHÃO**  
PINION / PIÑON

FOTO / Photo pg. 313

APLICAÇÃO / Application / Aplicación

**Willys:** Linha Willys

MOTOR

**Ford:** FAJ11001B | FAN11001A | FAP11001A | FAS11001A - **Remy:** 1107037 | 1107056 | 1107074 | 1107084 | 1107087 | 1107088 | 1107089 | 1107092 | 1107095 | 1107115 | 1107116 | 1107125 | 1107126 | 1107134 | 1107139 | 1107141 | 1107149 | 1107158 | 1107173 | 1107196 | 1107198 | 1107217 | 1107235 | 1107253 | 1107605 | 1107654 | 1107658 | 1107659 | 1107695 | 1107728 | 1107745 | 1107746 | 1107747 | 1107755 | 1107762 | 1107787 | 1107830 | 1107927 | 1107943 | 1107954 | 1107977 | 1108008 | 1108015 | 1108021 | 1108029 | 1108037 | 1108057 | 1108068 | 1108077 | 1108078 | 1108106 | 1108112 | 1108126 | 1108131 | 1108149 | 1108150 | 1108186 | 1109384 | 1109450 | 1109457 | 1109458 | 1109468 | 1109654 | 1109671

EQUIVALENTE / Equivalent

**Chrysler:** 3837936 | 3837986 - **Ford:** BRNN11350 | FAB11350A | FAC11350A | FAD11350A | FAV11350A - **Remy:** D2010 | D2012 | D2023 | 1878079 | 1881636 | 1887463 | 1904170 | 1909204 | 1912766 | 1913587 | 1913589 | 1918219 | 1922266 | 1925079 | 1925285 | 1925871 | 1938637 | 1952832 | 1958621 | 1964293 | 1971147

**9028**

**PINHÃO**  
PINION / PIÑON

FOTO / Photo pg. 313

APLICAÇÃO / Application / Aplicación

**Caterpillar:** Máquinas com motor D330C | Máquinas com motor D333C | Máquinas com motor D334C | Máquinas com motor D336C | Máquinas com motor D344C - **ZEN:** Utilizado no Impulsor ZEN 0097

MOTOR

**Ford:** C8ZF11000C | D3OZ11002A | D4TZ11002E | D3TF11000CA | D3TF11001CA - **Remy:** 1109624 | 1109628 | 1109637 | 1109638 | 1109998 | 1113353 | 1113366 | 1113371 | 1113378 | 1113386 | 1113393 | 1113407 | 1113472 | 1113477 | 1113628 | 1113631 | 1113670 | 1113827 | 1113848 | 1113853 | 1113891 | 1113904 | 1113928 | 1113934 | 1113943

EQUIVALENTE / Equivalent

**WAI:** 541204

**9074**

**PINHÃO**  
PINION / PIÑON

FOTO / Photo pg. 314

APLICAÇÃO / Application / Aplicación

**Caterpillar:** Máquinas equipadas com motor D311 | Máquinas equipadas com motor D320 | Máquinas equipadas com motor D330 | Máquinas equipadas com motor D333 | Máquinas equipadas com motor D342 | Máquinas equipadas com motor D343 - **Cummins:** Motor Cummins 42 MT 12/14V - **John Deere:** John Deere 42 MT

**Massey Ferguson:** Massey Ferguson - **ZEN:** Utilizado no Impulsor ZEN 0110

MOTOR

**Caterpillar:** 7M8651 - **Chrysler:** 15056 | 15113 - **Ford:** C3TF11000A | C3TZ11001A | C4TF11000A | C4TZ11002A | C5TZ11002C | C6TF11001A | C9HZ11000C | D3TF11000A - **Leece Neville:** CATF11000A | CATZ11002A - **Remy:** 1109625 | 1109627 | 1109631 | 1109636 | 1109642 | 1109643 | 1109649 | 1109755 | 1109759 | 1113475 | 1113519 | 1113643 | 1113645 | 1113832 | 1113884 | 1113952 | 1113955 | 1113956 | 1113957 | 1113958 | 1113965 | 1113966 | 1113968 | 1113970 | 1113971 | 1113972 | 1113973 | 1113974 | 1113975 | 1113977 | 1113978 | 1113979 | 1113981 | 1113983 | 1113986 | 1113994 | 1113995 | 1113997 | 1114066 | 1114092 | 1114140 | 1114143 | 1114145 | 1114148 | 1114150 | 1114197 | 10478802 | 10478813 | 10478824 | 10478829 | 10478894 | 10478911 | 10478986 | 10478998

EQUIVALENTE / Equivalent

**WAI:** 541202

**9186**

**PINHÃO**  
PINION / PIÑON

FOTO / Photo pg. 314

**APLICAÇÃO / Application / Aplicación**

**Honda:** Civic 1.3 - 1.4 - 1.5 - 1.6 | Concerto 1.3 - 1.4 - 1.5 (16v) | Shuttle 1.5 - 1.6 - **Kubota:** Tratores - **Toyota:** 2S - 2Y - 3Y - 4Y | Camry 1.8 - 2.0 | Carina II 1.8 - 2.0 | Corolla 1.8 - 2.0 | MR2 - **ZEN:** Utilizado no Impulsor ZEN 0947 e ZEN 0818

**MOTOR**

**Honda:** DRK1E | 31200657671 | 31200675671 | 31200689661 | 31200689662 | 31200PA0671 | 31200PB2016 | 31200PC2004 | 31200PC2661 | 31200PC2662 | 31200PC2671 | 31200PC2672 | 31200PC6661 | 31200PD2661 | 31200PE0661 | 31200PE1671 | 31200PG6911 | 31200PM3003 | 31200PV2662 | 31200PV2671  
**Nippondenso:** 128000721 | 128005080 | 128007210 | 280001661 | 280002911 | 280004020 | 280004021 | 280004044 | 280004240 | 280004241 | 280004242 | 280004243 | 280004250 | 280004251 | 280004252 | 280004253 | 280004320 | 280004321 | 280004322 | 280004323 | 280004340 | 280004341 | 280004342 | 280004343 | 280004450 | 280004510 | 280004512 | 280004540 | 280004550 | 280004900 | 280004940 | 280004951 | 280005100 | 280005820 | 280005821 | 280005822 | 280005900 | 280005910 | 280005912 | 280006000 | 280006001 | 280006030 | 280006040 | 280006140 | 280006360 | 280006361 | 280006362 | 280006620 | 280006701 | 280006710 | 280006711 | 280007190 | 280007191 | 280007320 | 280007321 | 280007380 | 280007390 | 280007391 | 280007392 | 280007550 | 280007560 | 280007620 | 280007700 | 280007990 | 280008000 | 280008050 | 280008060 | 280008080 | 280008180 | 280008220 | 280008380 | 280008620 | 280008670 | 280009070 | 280009120 | 280009121 | 280009260 | 280009270 | 280009320 | 280009321 | 280009340 | 280009380 | 280009720 | 280009730 | 280009860 | 1280000120 | 1280000130 | 1280000280 | 1280000300 | 1280000400 | 1280000590 | 1280000620 | 1280000622 | 1280001240 | 1280001250 | 1280001350 | 1280001370 | 1280001440 | 1280001900 | 1280002040 | 1280002060 | 1280002180 | 1280002190 | 1280002590 | 1280003350 | 1280004420 | 1280005080 | 1280005340 | 1280005561 | 1280005571 | 1280005580 | 1280005581 | 1280005630 | 1280005691 | 1280005700 | 1280005780 | 1280007210 | 1280008200 | 1280008210 | 1280008500 | 1280009950 - **Toyota:** 2810010040 | 2810013010 | 2810015020 | 2810015040 | 2810015070 | 2810015130 | 2810015180 | 2810016020 | 2810016080 | 2810020550 | 2810020551 | 2810020552 | 2810020603 | 2810020605 | 2810020606 | 2810020607 | 2810020610 | 2810020611 | 2810020612 | 2810020700 | 2810034044 | 2810034052 | 2810034060 | 2810034080 | 2810041060 | 2810045030 | 2810045031 | 2810045032 | 2810060070 | 2810063020 | 2810063050 | 2810072010 | 2810072020 | 2810072090

**EQUIVALENTE / Equivalent**

**Honda:** 31213671671 | 31221657004 - **Lester:** 16248 | 16586 | 16600 | 16760 | 16761 | 16905 | 16906 | 17027 | 17028 | 17101 | 17118 | 17254 | 17345 | 17365 | 17374 | 17378 | 17606 - **Nippondenso:** 0280993088 | 0280993090 | 0283001603 - **Toyota:** 2801126041 | 2801126042 - **Unipoint:** SD5201 - **WAI:** 5482201

**9260**

**PINHÃO**  
PINION / PIÑON

FOTO / Photo pg. 314

**APLICAÇÃO / Application / Aplicación**

**John Deere:** John Deere Excavator - **Massey Ferguson:** MF-1205 1993...1996 | MF-1220 Isekinouki 3-69 Diesel 1993...1999 | MF-1230 1993...2000 | MF-1235 1997...2000

**MOTOR**

**Isuzu:** 5811000860 | 5811001550 | 5811001660 | 5811001661 | 5811001830 | 8941233870 | 8941337583 | 8941492490 | 8941702050 | 8944127301 - **Nippondenso:** 128000830 | 280005060 | 280006440 | 280007000 | 280007790 | 280007791 | 1280000020 | 1280000830 | 1280000960 | 1280001100 | 1280002881 | 1280004390

**EQUIVALENTE / Equivalent**

**Isuzu:** 5811240030 | 5811240060 - **Lester:** 16739 | 17303 | 17381 - **Nippondenso:** 0280993400 | 0283001841 - **WAI:** 5482204

**9301**

**PINHÃO**  
PINION / PIÑON

FOTO / Photo pg. 314

**APLICAÇÃO / Application / Aplicación**

**Toyota:** 2B, 3B - **ZEN:** Utilizado no Impulsor ZEN 1827

**MOTOR**

**Nippondenso:** 280005490 | 280005580 | 280005581 | 280005593 | 280005850 | 280005860 | 280006200 | 280006290 | 280006340 | 280006560 | 280006561 | 280006640 | 280006880 | 280007240 | 280007810 | 280008070 | 280009770 | 1280004100 | 1280005090 | 1280005300 | 1280007750 - **Toyota:** 2810022060 | 2810042800 | 2810054010 | 2810054061 | 2810054090 | 2810047090C

**EQUIVALENTE / Equivalent**

**Lester:** 16830 | 16881 | 18151 | 18190 - **Nippondenso:** 0280993310 | 0283002011 - **Toyota:** 2801154010 - **WAI:** 5482212

**9302**

**PINHÃO**  
PINION / PIÑON

FOTO / Photo pg. 314

**APLICAÇÃO / Application / Aplicación**

**Case:** Tratores - **Cummins:** Especial/Special - **Dodge:** Especial/Special - **ZEN:** Utilizado no Impulsor ZEN 1829

**MOTOR**

**Nippondenso:** 280005880 | 1280000210 | 1280000540 | 1280002270 | 1280002480 | 1280003120 | 1280004220 | 1280004910 | 1280009500 | 2280000620

**EQUIVALENTE / Equivalent**

**Lester:** 16658 | 16990 | 17215 | 17390 | 17394 | 17548 | 17600 - **Nippondenso:** 0280993230 - **WAI:** 5482202

**9307**

**PINHÃO**  
PINION / PIÑON

FOTO / Photo pg. 314

**APLICAÇÃO / Application / Aplicación**

**Chrysler:** E Class 4 Cil 2.6L 2555cc 156cid 1983...1984 | Executive Limousine 4 Cil 2.6L 2555cc 156cid 1985 | Executive Sedan 4 Cil 2.6L 2555cc 156cid 1983...1984 | LeBaron 4 Cil 2.6L 2555cc 156cid 1982...1985 | New Yorker 4 Cil 2.6L 2555cc 156cid 1983...1985 | Town E Country 4 Cil 2.6L 2555cc 156cid 1982...1983 | Town E Country 4 Cil 2.6L 2555cc 156cid 1985 - **Dodge:** 400 4 Cil 2.6L 2555cc 156cid 1982...1983 | 600 4 Cil 2.6L 2555cc 156cid 1983...1985 | Aries 4 Cil 2.6L 2555cc 156cid 1981...1985 | Caravan 4 Cil 2.6L 2555cc 156cid 1984...1987 | Mini Ram 4 Cil 2.6L 2555cc 156cid VIN G 1984...1987 | Royal Mini Ram 4 Cil 2.6L 2555cc 156cid 1984...1987 - **Plymouth:** Caravelle 4 Cil 2.6L 2555cc 156cid 1983...1985 | Reliant 4 Cil 2.6L 2555cc 156cid 1981...1985 | Voyager 4 Cil 2.6L 2555cc 156cid 1984...1987 - **ZEN:** Utilizado no Impulsor ZEN 0750

**EQUIVALENTE / Equivalent**

**Lester:** 16676 | 17007 | 17020 | 17083 | 17091 | 17129 | 17197 | 17216 | 17363 | 17368 | 17579 | 18154 - **Nippondenso:** 0280993380 | 0280996260 | 0280996300 - **WAI:** 5482203

**9349**

**PINHÃO**  
PINION / PIÑON

FOTO / Photo pg. 314

**APLICAÇÃO / Application / Aplicación**

**ZEN:** Utiliza no Impulsor ZEN 0816

**MOTOR**

**Nippondenso:** 128005670 | 280005000 | 280007730 | 1280004960 | 1280005270 | 1280005280 | 1280005670 | 1280006320

**EQUIVALENTE / Equivalent**

**Chrysler:** 5233966 - **Lester:** 17084 | 17466 | 17485 - **Nippondenso:** 0280996310 | 0283001811 | 0283006190 - **WAI:** 5482206

**9350**

**PINHÃO**  
PINION / PIÑON

FOTO / Photo pg. 314

**APLICAÇÃO / Application / Aplicación**

**Honda:** Accord | Civic | Prelude

**MOTOR**

**Honda:** 31200PC2663 | 31200PC2681 | 31200PC6663 | 31200PD2662 | 31200PD2663 | 31200PD2664 | 31200PE0664 | 31200PE0665 | 31200PE1673 | 31200PE1674 | 31200PG6914 | 31200PH3953 | 31200PK2006 | 31200PK2026 | 31200PK2953 | 31200PK2955 | 31200PM1005 | 31200PM3005 | 31200PT0900

**EQUIVALENTE / Equivalent**

**Honda:** 31204PC016 | 31204PC2016 | 31204PD1003 | 31204PD1013 | 31204PH3006 | 31204PJ7903 - **Lester:** 16845 | 16901 | 16902 | 16914 | 16960 | 17160 | 17491 - **WAI:** 5485200

**9402**

**PINHÃO**  
PINION / PIÑON

FOTO / Photo pg. 314

**APLICAÇÃO / Application / Aplicación**

**Bluebird Bus:** Bluebird - **Caterpillar:** 2.5kW/12 Volt - **ZEN:** Utilizado no Impulsor ZEN 1831

**MOTOR**

**Nippondenso:** 280006780 | 1280001060 | 1280001780 | 1280002250 | 1280002251 | 1280002560 | 1280003030 | 1280004080 | 1280004090 | 1280004970 | 1280005370 | 1280005600 | 1280005620 | 1280005621 | 1280007040 | 1280008290 | 1280009610 | 2280000020

**EQUIVALENTE / Equivalent**

**Lester:** 16981 | 17348 | 17380 | 17385 | 17388 | 17391 | 17393 | 17399 | 17458 | 17609 | 17611 | 17613 | 17614 - **Nippondenso:** 0280993270 | 0283003690 | 0283005450 - **WAI:** 5482209

**9403**

**PINHÃO**  
PINION / PIÑON

FOTO / Photo pg. 314

**APLICAÇÃO / Application / Aplicación**

**Kubota:** Tratores

**MOTOR**

**Nippondenso:** 280005000 | 280007730

**EQUIVALENTE / Equivalent**

**Lester:** 16651 | 17359 - **Nippondenso:** 0280993210 - **WAI:** 5482211

**9426**

**PINHÃO**  
PINION / PIÑON

FOTO / Photo pg. 314

**APLICAÇÃO / Application / Aplicación**

**Caterpillar:** Máquinas - **Clark:** Empilhadeiras - **Ford:** Tratores - **Ishikawajima:** Especial/Special - **Nissan:** Forklift

<b>9426</b>	<b>PINHÃO</b> PINION / PIÑON	FOTO / Photo pg. 314
<b>MOTOR</b>		
<b>Mitsubishi:</b> M2T52881   MM115518		
<b>EQUIVALENTE / Equivalent</b>		
<b>Lester:</b> 17110   17244 - <b>Mitsubishi:</b> MM502529   M605X23471   M605X25771   M605X32471 - <b>Nissan:</b> 23357W1011 - <b>WAI:</b> 5483211		

<b>9459</b>	<b>PINHÃO</b> PINION / PIÑON	FOTO / Photo pg. 314
<b>APLICAÇÃO / Application / Aplicación</b>		
<b>Bobcat:</b> 1075 John Deere 4-276 Dsl 1975...1981   1080 John Deere 4-276 Dsl 1979...1982   1080B John Deere 4-276 Dsl 1983...1985   975 J. Deere 4-276 Dsl 1974...1990		
<b>Clark:</b> 1075 John Deere 4276 1975...1981   1080 J. Deere 4276 1982...1985   975 J. Deere 4276 1974...1990 - <b>John Deere:</b> 4039DFM 4cil, 239ci, 3.9L   4045DFM50 4cil, 276ci, 4.5L   4045DFM70 4 cil, 276ci, 4.5L 2004...2007   4045TFM 4cil, 276ci, 4.5L   4045TFM50 4cil, 276ci, 4.5L   4045TFM75 4cil, 276ci, 4.5L 2004...2007   503 4239 John Deere   9930 359 Diesel 1987...1993   White Wing 4276 John Deere Diesel		
<b>EQUIVALENTE / Equivalent</b>		
<b>Lester:</b> 17362 - <b>Nippondenso:</b> 0280996200 - <b>WAI:</b> 5482210		

<b>9488</b>	<b>PINHÃO</b> PINION / PIÑON	FOTO / Photo pg. 314
<b>APLICAÇÃO / Application / Aplicación</b>		
<b>ZEN:</b> Utilizado no Impulsor ZEN 0737		
<b>MOTOR</b>		
<b>Hitachi:</b> S1363   S1370   S1382   S1383   S13100   S13115   S13121   S1362B   S1362C   S1370A   S1382A   S114253   S114254   S114255   S114258   S114265   S114268   S114290   S114296   S114344   S114374   S114429   S114446   S114453   S114454   S114457   S114458   S114474   S114476   S114253A   S114253B   S114254A   S114254C   S114254D   S114255A   S1142564   S114258A   S114258C   S114264A   S114268A   S114290A   S114290B   S114296A   S114374B   S114401B   S114429A - <b>Isuzu:</b> 8942420670 - <b>Nissan:</b> 2330006W61   2330017C60   2330018C60   2330021P00   2330022P00   23300H9100   23300H9101   23300N5900   23300N5902   23300N5903   23300R2000   23300U7500   23300U7501   23300U7502   23300V5300   23300V5301   23300W1000   23300W1002   23300W7000   23300W7001   23300Y7000   23300Y7001		
<b>EQUIVALENTE / Equivalent</b>		
<b>Hitachi:</b> 2108F3500   211455008 - <b>Nissan:</b> 23357N5900 - <b>WAI:</b> 5481200		

<b>9492</b>	<b>PINHÃO</b> PINION / PIÑON	FOTO / Photo pg. 314
<b>APLICAÇÃO / Application / Aplicación</b>		
<b>Chrysler:</b> Chrysler Concorde 3.3L - <b>Dodge:</b> Intrepid 3.3L - <b>Eagle:</b> Vision 3.3L - <b>ZEN:</b> Utilizado nos Impulsores ZEN 0817 e 1566		
<b>MOTOR</b>		
<b>Nippondenso:</b> 228000036		
<b>EQUIVALENTE / Equivalent</b>		
<b>Lester:</b> 17460   17465 - <b>WAI:</b> 5482215		

<b>9495</b>	<b>PINHÃO</b> PINION / PIÑON	FOTO / Photo pg. 314
<b>APLICAÇÃO / Application / Aplicación</b>		
<b>Nissan:</b> Lift Trucks AH A15 Engine   Lift Trucks APH A15 Engine   Lift Trucks APH H20 Engine   Lift Trucks Ash A15 Engine   Lifts Trucks Ash H20 Engine   Lifts Trucks Cef H20 Engine   Nissan 23300-20H00, 23300-20H12   Nissan 23300-20H00, 23300-20H12 Nissan Ag   Nissan Lift Truck - <b>TCM Equipment Ag:</b> Lifts Trucks Fhg 20N Z24 Engine		
<b>MOTOR</b>		
<b>Lester:</b> 16947 - <b>Mitsubishi:</b> M2T58081   M2T58381   M2T58481		
<b>EQUIVALENTE / Equivalent</b>		
<b>Mitsubishi:</b> M605X34971 - <b>Nissan:</b> 2335720H12 - <b>WAI:</b> 5483212		

<b>9502</b>	<b>PINHÃO</b> PINION / PIÑON	FOTO / Photo pg. 314
<b>APLICAÇÃO / Application / Aplicación</b>		
<b>Lexus:</b> ES250 6 cil 2.5L 2508cc 1990...1991 - <b>Toyota:</b> Camry 4 cil 2.0L 1998cc 1989...1991   Camry 4 cil 2.0L 1998cc 122cid 1987...1991   Camry 6 cil 2.5L 2508cc 1988...1991   Celica 4 cil 2.0L 1998cc 1987...1989   Celica 4 cil 2.0L 1998cc 122cid 1987...1993   Celica 4 cil 2.2L 2164cc 1990...1993		
<b>EQUIVALENTE / Equivalent</b>		
<b>Lester:</b> 16893   16978 - <b>WAI:</b> 5482207		

**9504**

PINHÃO

PINION / PIÑON

FOTO / Photo pg. 315

APLICAÇÃO / Application / Aplicación

Acura: Nippondenso Starter - Honda: Nippondenso Starter - Isuzu: Nippondenso Starter

MOTOR

Nippondenso: 128000283 | 128000708 | 128000746 | 128000970 | 228000081 | 228000205 | 228000226 | 228000399 | 228000504 | 228000642 | 228000720

EQUIVALENTE / Equivalent

Lester: 17273 - WAI: 5482217

**9506**

PINHÃO

PINION / PIÑON

FOTO / Photo pg. 315

APLICAÇÃO / Application / Aplicación

Lexus: ES250 6 cil 2.5L 2508cc 1990...1991 - Toyota: Camry 4 cil 2.0L 1998cc 1989...1991 | Camry 4 cil 2.0L 1998cc 122cid 1987...1991 | Camry 6 cil 2.5L 2508cc 1988...1991 | Celica 4 cil 2.0L 1998cc 1987...1989 | Celica 4 cil 2.0L 1998cc 122cid 1987...1993 | Celica 4 cil 2.2L 2164cc 1990...1993 - ZEN: Utilizado no Impulsor ZEN 1555

EQUIVALENTE / Equivalent

Lester: 16893 | 17263 | 17534 - Nippondenso: 0283716490 - WAI: 5482216

**9525**

PINHÃO

PINION / PIÑON

FOTO / Photo pg. 315

APLICAÇÃO / Application / Aplicación

Nissan: E16 | NX 1600 | NX 2000 | Pulsar 1.6 | Sentra 1.6 - ZEN: Utilizado no Impulsor ZEN 0793

EQUIVALENTE / Equivalent

WAI: 5481209

**9526**

PINHÃO

PINION / PIÑON

FOTO / Photo pg. 315

APLICAÇÃO / Application / Aplicación

Volkswagen: LT TD - Volvo: 240 D, 740 TD, 940 TD - ZEN: Utilizado no Impulsor ZEN 0792

MOTOR

Thermo King: 451229 | 451263 | 451285

EQUIVALENTE / Equivalent

Thermoking: 446676 | 446681 - WAI: 5481204

**9527**

PINHÃO

PINION / PIÑON

FOTO / Photo pg. 315

APLICAÇÃO / Application / Aplicación

Nissan: CD17 | CD20 - ZEN: Utilizado no Impulsor ZEN 0790

MOTOR

Hitachi: S1369 | S1381 | S13101 | S13102 | S13104 | S1366A | S1392A | S114367 | S114471 | S114472 | S114482 | S13105A | S114357B | S114395A - Nissan: 2330000 | 233007260 | 2330010G02 | 2330054A01 | 2330083W00 | 23300V0703 | 23300V7200 | 23300W2804

EQUIVALENTE / Equivalent

Hitachi: 211495501 - Lester: 16733 | 16809 | 18053 | 18054 | 18061 - Nissan: 23357W1700 - WAI: 5481206 | 5481213

**9528**

PINHÃO

PINION / PIÑON

FOTO / Photo pg. 315

APLICAÇÃO / Application / Aplicación

ZEN: Utilizado no Impulsor ZEN 0791

MOTOR

Hitachi: S114393 | S114-393 | S114-478 | S114252F | S114322A | S114-252F | S114-322A - Nissan: 23300M4904 | 23300-M4904

EQUIVALENTE / Equivalent

Hitachi: 211465008 - Nissan: 23357M4901 - WAI: 5481205

**9542**

PINHÃO

PINION / PIÑON

FOTO / Photo pg. 315

APLICAÇÃO / Application / Aplicación

Acura: Integra 4 Cil 1.7L 1678cc 1992...1993 | Integra 4 Cil 1.8L 1834cc 1992...1993

MOTOR

Nippondenso: 228000022

<b>9542</b>	<b>PINHÃO</b> PINION / PIÑON	FOTO / Photo pg. 315
EQUIVALENTE / Equivalent		
WAI: 5482218		

<b>9566</b>	<b>PINHÃO</b> PINION / PIÑON	FOTO / Photo pg. 315
APLICAÇÃO / Application / Aplicación		
ZEN: Utilizado no Impulsor ZEN 0844		
MOTOR		
Hitachi: S1391		
EQUIVALENTE / Equivalent		
Lester: 17138 - WAI: 5481201		

<b>9597</b>	<b>PINHÃO</b> PINION / PIÑON	FOTO / Photo pg. 315
APLICAÇÃO / Application / Aplicación		
Mitsubishi: Canter		
MOTOR		
Mitsubishi: 50171   M8t50071		
EQUIVALENTE / Equivalent		
WAI: 5483218		

<b>9632</b>	<b>PINHÃO</b> PINION / PIÑON	FOTO / Photo pg. 315
APLICAÇÃO / Application / Aplicación		
Dodge: Ram 2500 10 Cil 8.0L 7990cc 488cid 1994...1995   Ram 3500 10 Cil 8.0L 7990cc 488cid 1994...1995		
MOTOR		
Nippondenso: 228000180   228000340		
EQUIVALENTE / Equivalent		
Lester: 17549   17574 - WAI: 5482219		

<b>9678</b>	<b>PINHÃO</b> PINION / PIÑON	FOTO / Photo pg. 315
APLICAÇÃO / Application / Aplicación		
Toyota: Carina E T19 2.0 D CT190   Carina E Saloon T19 2.0 D CT190   Corolla E10 2.0 D CE100   Corolla E11 2.0 D CE110   Corolla Compact E10 2.0 D CE100   Corolla Compact E11 2.0 D CE110   Corolla Liftback E10 2.0 D CE100   Corolla Liftback E11 2.0 D CE110   Corolla Wagon E10 2.0 D CE100   Corolla Wagon E11 2.0 D CE110   Echo P1 1.4 D-4D   Hiace I Box H10 2.2 D LH20-30   Hiace II Box H20 2.4 D   Hiace III Box H50 2.4 D 4WD   Hiace III Wagon H50 2.4 D, 2.4 D 4WD   Hiace IV Box 2.4 D LXH12, LXH22, 2.4 TD 4WD LXH18, LXH28   Hiace IV Wagon 2.4 D, 2.4 TD LXH12, LXH22, 2.4 TD 4WD H18/28   Hilux 2.8   Hilux II Pickup N 2.4 D, 2.4 D 4WD, 2.4 TD 4WD   Land Cruiser Bundera J7 2.4 D LJ70, 2.4 TD LJ70, LJ73, 2.4 TD LJ70   Land Cruiser Hardtop J7 2.4 TD LJ77   Yaris Verso NC/LP2 1.4 D-4D NLP22		
MOTOR		
Nippondenso: 280008451   280008980   1280000930   1280005350   1280009550   1280009560   1280009860   1280009870   1280009880   2280000200   2280000460   2280000880   2280001850   2280001900   2280002120   2280002680   2280002690   2280002700   2280003620   2280003630   2280003640   2280003641   2280003642   2280003680 - Toyota: 2810054380   2810064010   2810064040   2810064070   2810064100   2810064110   2810064130   2810064140   2810064190   2810064200   2810064210   2810064310		
EQUIVALENTE / Equivalent		
Nippondenso: 0280993910   0283715730   0283717060		

<b>9702</b>	<b>PINHÃO</b> PINION / PIÑON	FOTO / Photo pg. 315
APLICAÇÃO / Application / Aplicación		
Volvo: 240 Séries 2.4L - 2383cc (D24) 1985   740 Séries 2.4L - 2383cc (D24T) 1985...1986   760 Séries 2.4L - 2383cc (D24, D24T) 1985		
MOTOR		
AES: 17138   S1935 - AES New: S1935N   S1936N - AIM: SJ0053R - Arc: S1660 - Arrowhead: SHI0015   SHI0032 - Beck Arnley: 1870556 - Bosch Reman: SR97X Cargo: 111120 - Dixie: S6106 - Dubois: 916584 - Hitachi: S1391   S1391A - Lucas Reman: S7133   S7219 - Romaine: 4117138 - TRW: LRS661 - Volvo: 1328391   1328396   5003003   132839-6   50030030   5003003-0 - WAI: 21289HI - Wilson: 91251101 - Woodauto: STR72029 - Worldwide: 16942		
EQUIVALENTE / Equivalent		
Accurate: 4798798 - Ace: 4798 - AES New: 1946 - AIM: SJ0779A - Amsco: HT230 - Arrowhead: SHI5308 - CPC: SDHI2662A - Dubois: 297400 - Just Parts: BO26021N   HT25034NPS1 - Lester: 62042662A - SWS: 11812010 - WAI: 5481201		



**9705****PINHÃO**

PINION / PIÑON

FOTO / Photo pg. 315

**APLICAÇÃO / Application / Aplicación**

**Ford:** E450 Econoline Super Duty V10 6.8L 415cid 2002 | Excursion V10 6.8L 415cid 2000...2005 | Excursion V8 5.4L 330cid 2000...2005 | Expedition V8 4.6L 281cid 1999...2004 | Expedition V8 5.4L 330cid 1999...2006 | Expedition V8 5.4L 330cid 2010...2014 | Expedition V8 5.4L 5409cc 330cid 2010 | F150 V8 4.6L 281cid 1999...2006 | F150 V8 5.4L 330cid 1999...2006 | F150 Heritage V8 4.6L 281cid 2004 | F150 Heritage V8 5.4L 330cid 2004 | F250 V8 4.6L 281cid 1999 | F250 V8 5.4L 330cid 1999 | F250 Super Duty V10 6.8L 415cid 1999...2006 | F250 Super Duty V10 6.8L 415cid 2010 | F250 Super Duty V8 5.4L 330cid 1999...2006 | F350 Super Duty V10 6.8L 415cid 1999...2006 | F350 Super Duty V10 6.8L 415cid 2010 | F350 Super Duty V8 5.4L 330cid 1999...2006 | F450 Super Duty V10 6.8L 415cid 1999...2006 | F450 Super Duty V10 6.8L 415cid 2009...2010 | F53 V10 6.8L 415cid 1999...2006 | F53 V10 6.8L 415cid 2009...2010 | F550 Super Duty V10 6.8L 415cid 1999...2006 | F550 Super Duty V10 6.8L 415cid 2009...2010 | Mustang V8 4.6L 281cid 2005 - **Lincoln:** Blackwood V8 5.4L 330cid 2002 | Mark LT V8 5.4L 330cid 2006 | Navigator V8 5.4L 330cid 1999...2006 | Navigator V8 5.4L 330cid 2011...2014

**EQUIVALENTE / Equivalent****Lester:** 6646 - **WAI:** 542200**9781****PINHÃO**

PINION / PIÑON

FOTO / Photo pg. 315

**APLICAÇÃO / Application / Aplicación****Ford:** Ford PMGR Noseless Starters**EQUIVALENTE / Equivalent****Ford:** XL1U11000AA | XL1Z11002AA - **Lester:** 6647 - **WAI:** 542201**9791****PINHÃO**

PINION / PIÑON

FOTO / Photo pg. 315

**APLICAÇÃO / Application / Aplicación****Jungheinrich:** DFG 30 - **Mazda:** 2200 Pick-Up - **Mitsubishi:** Canter 2000 - **Nissan:** 3300, 3500 - **Yale:** Fork Lifts**MOTOR****Mitsubishi:** M2T54571 | M2T54572 | M3T67771**EQUIVALENTE / Equivalent****Mitsubishi:** M605X26971 - **WAI:** 5483221**10048****PINHÃO**

PINION / PIÑON

FOTO / Photo pg. 315

**APLICAÇÃO / Application / Aplicación****Caterpillar:** V60E Perkins 4-236 1985...1991 | V80E Perkins 4-236 1985...1991 - **ZEN:** Utilizado no Impulsor 1846**EQUIVALENTE / Equivalent****Lester:** 17622 - **WAI:** 5482223**10049****PINHÃO**

PINION / PIÑON

FOTO / Photo pg. 316

**APLICAÇÃO / Application / Aplicación****Acura:** Integra 1992...1993**MOTOR****Nippondenso:** 1280007080 | 1280007460 | 2280000810 | 22800002050 | 22800002260 | 22800003990 | 22800005040 | 22800006421 | 22800007200**EQUIVALENTE / Equivalent****Nippondenso:** 0283005430 | 0283008100 | 0283008550 | 0283008600**12609****PINHÃO**

PINION / PIÑON

FOTO / Photo pg. 316

**APLICAÇÃO / Application / Aplicación****Lexus:** ES300 V6 3.0L 2959cc 1995...1997 - **Toyota:** Avensis 2.0 | Camry 1.8 / 2.0 / 2.2 / 2.5 V6 / 3.0 V6 | Carina II 2.0i | Celica GT 2.0 | Celica GTI 16 V | Celica Turbo 2.0 | Picnic 2.0 | R-2 GT-Turbo 2.0 | RAV-4 2.0**MOTOR****Nippondenso:** 280002220 | 280006250 | 280007830 | 1280000070 | 1280000071 | 1280000140 | 1280001160 | 1280001161 | 1280001470 | 1280003471 | 1280003472 | 1280003482 | 1280005590 | 1280005942 | 1280005952 | 1280006280 | 2280001000 | 2280001001 | 2280001040 | 2280001070 | 2280001071 | 2280003330 | 2280004740**EQUIVALENTE / Equivalent****Nippondenso:** 0280995590 | 0280996550 | 0283711980 | 0283716190 - **WAI:** 5482214

<b>12656</b>	<b>PINHÃO</b> PINION / PIÑON	FOTO / Photo pg. 316
APLICAÇÃO / Application / Aplicación		
Hyundai: Migthy - ZEN: Utilizado no Impulsor ZEN 1577		
EQUIVALENTE / Equivalent		
Cargo: 231269 - Hyundai: 3613741000		

<b>12657</b>	<b>PINHÃO</b> PINION / PIÑON	FOTO / Photo pg. 316
APLICAÇÃO / Application / Aplicación		
Mitsubishi: Fuso		
EQUIVALENTE / Equivalent		
Mitsubishi: M605X64571		

<b>12658</b>	<b>PINHÃO</b> PINION / PIÑON	FOTO / Photo pg. 316
APLICAÇÃO / Application / Aplicación		
Mazda: Especial/Special - Mitsubishi: Canter - Nissan: Especial/Special - Yale: Especial/Special - ZEN: Utilizado no Impulsor 0957		
MOTOR		
Mazda: S21118400   V10118400B - Mitsubishi: M2T54372   M2T54571   M2T54572   M2T56071   M2T57871   M2T57881   M2T60072   M2T61771   M2T64372   M2T64373   M2T66371   M2T66872   M2T66873   M2T67871   M2T67872   M2T67873   M2T67881   M2T67882   M2T67883   M2T78271   M3T56471   M3T57371   M3T57575   M3T66071   M3T66072   M3T66073   M3T66074   ME007517   ME008815   ME017034   ME017035   ME017056   ME017061   MG120413		
EQUIVALENTE / Equivalent		
Mazda: 859924740 - Mitsubishi: ME700121   23314T9000   M357T71671   M357T76171   M605X31971		

<b>12659</b>	<b>PINHÃO</b> PINION / PIÑON	FOTO / Photo pg. 316
APLICAÇÃO / Application / Aplicación		
Mazda: Especial/Special - Mitsubishi: Canter - Nissan: Especial/Special - Yale: Especial/Special - ZEN: Utilizado no Impulsor 0957		
MOTOR		
Mazda: S21118400   V10118400B - Mitsubishi: M2T54372   M2T54571   M2T54572   M2T56071   M2T57871   M2T57881   M2T60072   M2T61771   M2T64372   M2T64373   M2T66371   M2T66872   M2T66873   M2T67871   M2T67872   M2T67873   M2T67881   M2T67882   M2T67883   M2T78271   M3T56471   M3T57371   M3T57575   M3T66071   M3T66072   M3T66073   M3T66074   ME007517   ME008815   ME017034   ME017035   ME017056   ME017061   MG120413		
EQUIVALENTE / Equivalent		
Mazda: 859924740 - Mitsubishi: ME700121   23314T9000   M357T71671   M357T76171   M605X31971 - WAI: 5483202		

<b>12660</b>	<b>PINHÃO</b> PINION / PIÑON	FOTO / Photo pg. 316
APLICAÇÃO / Application / Aplicación		
Mitsubishi: Canter		
MOTOR		
Mitsubishi: M2T56071   M2T62271   M2T65771   M2T66271   M2T66272   M2T74371		
EQUIVALENTE / Equivalent		
Mitsubishi: M605X27971   M605X36171 - Onan: 1911443 - WAI: 5483201		

<b>12812</b>	<b>PINHÃO</b> PINION / PIÑON	FOTO / Photo pg. 316
APLICAÇÃO / Application / Aplicación		
Mitsubishi: E2500 Diesel XA   E3000   Fuso Canter 20   Fuso Canter 30   Fuso Canter 31   Fuso Canter 32 1988   Fuso Canter 33   Fuso Canter 35   Fuso Canter 3600   Fuso Canter 4D30   Fuso Canter 4D31T 1987   Fuso Canter 4DRS 1984...1988   L200   Light Bus HA   Wheel Loader S4E - Nissan: Fork Lifts - ZEN: ZEN 1046 e 1047		
MOTOR		
Mitsubishi: 232415   M2T55271   M2T56181   M2T56182   M2T56185   M2T56271   M2T56471   M2T57771   M2T62971   M2T65271   M2T74171   MD069166   MD070934   MD084414   MD164975   MD164976		
EQUIVALENTE / Equivalent		
Mitsubishi: MD607789   M605X65171		

<b>12839</b>	<b>PINHÃO</b> PINION / PIÑON	FOTO / Photo pg. 316
APLICAÇÃO / Application / Aplicación		
<b>Bosch:</b> Monta nos impulsores Bosch 6033AD5055 e 6033AD5078 - <b>Scania:</b> Série 4 - <b>ZEN:</b> Utilizado no Impulsor ZEN 1658		
MOTOR		
<b>Bosch:</b> 0001241001   0001241003   0001241004   0001241005   0001241006   0001241007   0001241014   0001241015   0001241019   0001241020   2339402220 - <b>Daf:</b> 1658730		
EQUIVALENTE / Equivalent		
<b>Bosch:</b> 6033AC5149   6033AC5246 - <b>Daf:</b> 1699235 - <b>Man:</b> 51262090008		

<b>12954</b>	<b>PINHÃO</b> PINION / PIÑON	FOTO / Photo pg. 316
APLICAÇÃO / Application / Aplicación		
<b>Mercedes Benz:</b> 710 OM 364 e OM 366 em 12V. 29MT - <b>ZEN:</b> Utilizado no Impulsor ZEN 1679   Utilizado no Impulsor ZEN 1805		
MOTOR		
<b>Remy:</b> 8200004   8200138   8200296   8200297   8200512		
EQUIVALENTE / Equivalent		
<b>Remy:</b> 10515809   10515809M		

<b>12955</b>	<b>PINHÃO</b> PINION / PIÑON	FOTO / Photo pg. 316
APLICAÇÃO / Application / Aplicación		
<b>Mercedes Benz:</b> 710 OM 364 e OM 366 em 12V. 29MT - <b>ZEN:</b> Utilizado no Impulsor ZEN 1679   Utilizado no Impulsor ZEN 1805		
MOTOR		
<b>Remy:</b> 8200064   8200292   8200331   8200478		
EQUIVALENTE / Equivalent		
<b>Remy:</b> 10515806   10515806M		

<b>12956</b>	<b>PINHÃO</b> PINION / PIÑON	FOTO / Photo pg. 316
APLICAÇÃO / Application / Aplicación		
<b>Mercedes Benz:</b> 710 OM 364 e OM 366 em 12V. 29MT - <b>Volkswagen:</b> Especial/Special - <b>Volvo:</b> Especial/Special - <b>ZEN:</b> Utilizado no Impulsor ZEN 1679   Utilizado no Impulsor ZEN 1805		
MOTOR		
<b>Remy:</b> 8200231   8200326   8200357		
EQUIVALENTE / Equivalent		
<b>Remy:</b> 10524148   10524148M		

<b>12957</b>	<b>PINHÃO</b> PINION / PIÑON	FOTO / Photo pg. 316
APLICAÇÃO / Application / Aplicación		
<b>Mercedes Benz:</b> 1418R OM 364 e OM 366 em 12V. 29MT   1720 OM 364 e OM 366 em 12V. 29MT   1720K OM 364 e OM 366 em 12V. 29MT   710 OM 364 e OM 366 em 12V. 29MT   L 1620 OM 364 e OM 366 em 12V. 29MT   LO 814 OM 364 e OM 366 em 12V. 29MT - <b>ZEN:</b> Utilizado no Impulsor ZEN 1679   Utilizado no Impulsor ZEN 1805		
MOTOR		
<b>Remy:</b> 8200054   8200196   8200386   8200400   8200474   8200495		
EQUIVALENTE / Equivalent		
<b>Remy:</b> 10515808   10515808M		

<b>12961</b>	<b>PINHÃO</b> PINION / PIÑON	FOTO / Photo pg. 316
APLICAÇÃO / Application / Aplicación		
<b>Mercedes Benz:</b> 1418R OM 364 e OM 366 em 12V. 29MT   1720 OM 364 e OM 366 em 12V. 29MT   1720K OM 364 e OM 366 em 12V. 29MT   710 OM 364 e OM 366 em 12V. 29MT   L 1620 OM 364 e OM 366 em 12V. 29MT   LO 814 OM 364 e OM 366 em 12V. 29MT - <b>ZEN:</b> Utilizado no Impulsor ZEN 1679   Utilizado no Impulsor ZEN 1805		
MOTOR		
<b>Remy:</b> 8200003   8200295   8200511		
EQUIVALENTE / Equivalent		
<b>Remy:</b> 10515807   10515807M - <b>WAI:</b> 541221		

**12967**

PINHÃO

PINION / PIÑON

FOTO / Photo pg. 316

APLICAÇÃO / Application / Aplicación

Mercedes Benz: Actros - ZEN: Utilizado no Impulsor 1808

MOTOR

Mitsubishi: M9T80472

**12972**

PINHÃO

PINION / PIÑON

FOTO / Photo pg. 316

APLICAÇÃO / Application / Aplicación

Volkswagen: 26260 2008... - Volvo: FM/FH - ZEN: Utilizado no Impulsor ZEN 1661

MOTOR

Mitsubishi: M009T62571 | M009T625727

**13017**

PINHÃO

PINION / PIÑON

FOTO / Photo pg. 317

APLICAÇÃO / Application / Aplicación

ZEN: Especial/Special

**13018**

PINHÃO

PINION / PIÑON

FOTO / Photo pg. 317

APLICAÇÃO / Application / Aplicación

ZEN: Especial/Special

**13021**

PINHÃO

PINION / PIÑON

FOTO / Photo pg. 317

APLICAÇÃO / Application / Aplicación

Kia: Besta 2.7 arranque Mando - ZEN: Utilizado no Impulsor ZEN 1667

MOTOR

Mando: MG122423 | MG122565

**13104**

PINHÃO

PINION / PIÑON

FOTO / Photo pg. 317

APLICAÇÃO / Application / Aplicación

Remy: 44MT

MOTOR

Remy: 8200750

EQUIVALENTE / Equivalent

Remy: 10532997

**13105**

PINHÃO

PINION / PIÑON

FOTO / Photo pg. 317

APLICAÇÃO / Application / Aplicación

Remy: 44MT

MOTOR

Remy: 8200770

EQUIVALENTE / Equivalent

Remy: 10532998

**13106**

PINHÃO

PINION / PIÑON

FOTO / Photo pg. 317

APLICAÇÃO / Application / Aplicación

Remy: 44MT

MOTOR

Remy: 8200771

EQUIVALENTE / Equivalent

Remy: 10532999

13117	PINHÃO PINION / PIÑON	FOTO / Photo pg. 317
APLICAÇÃO / Application / Aplicación		
<b>Case:</b> Colheitadeira de Cana A7000 e A7700 - com motor Cummins - <b>Cummins:</b> Geradores Cummins C350 D6, C400 D6 com motor Cummins NTA855 - <b>Freightliner:</b> Cascadia com motor Cummins ISX   Cascadia com motor Detroit S60   Century com motor CAT C15, Detroit S60   Coronado com motor Cummins ISX   Severe Duty com motor Cummins ISX - <b>International:</b> Caminhões Paystar com motor Cummins   Caminhões Prostar com motor Cummins   Caminhões Transtar com motor Cummins - <b>Mack:</b> Caminhões Granite com motor Mack E7   Caminhões Mack com motor E-7   Caminhões Pinnacle com motor Mack E7   Caminhões TerraPro com motor Mack E7 - <b>Remy:</b> 39MT		
MOTOR		
<b>Remy:</b> 8200050   8200090   8200201   8200288   8200289   8200290   8200308   8200330   8200431   8200605   8200699   8200719   19011518   19011519   19011521   19011522   19011523   19011527   19011529		
EQUIVALENTE / Equivalent		
<b>Remy:</b> 10526458 - <b>WAI:</b> 791172		

13118	PINHÃO PINION / PIÑON	FOTO / Photo pg. 317
APLICAÇÃO / Application / Aplicación		
<b>Case:</b> Motoniveladora 865, 865.2, 885 e 885.2 - <b>Fiat Allis:</b> Motoniveladora - FG 170, FG 170.2, FG 200 e FG 200.2   Trator de Esteira FD170 - <b>Freightliner:</b> M2 106 com motor Cummins ISC - <b>Mack:</b> Caminhões Granite com motor Mack MP8   Caminhões Mack com motor Mack MP8   Caminhões Pinnacle com motor Mack MP8   Caminhões TerraPro com motor Mack MP8 - <b>Navistar:</b> Caminhões Durastar com motor MaxxForce   Caminhões Paystar com motor MaxxForce   Caminhões Prostar com motor MaxxForce   Caminhões Transtar com motor MaxxForce - <b>New Holland:</b> Motoniveladora 170 e 200 - <b>Remy:</b> 39MT - <b>Volvo:</b> Caminhões VHD com motor 13L   Caminhões VHD com motor D12   Caminhões VN com motor 13L   Caminhões VN com motor D12		
MOTOR		
<b>Remy:</b> 8200081   8200085   8200087   8200101   8200291   8200417   8200433   8200435   8200446   8200469   8200572   8200606   19011524		
EQUIVALENTE / Equivalent		
<b>Remy:</b> 10526464 - <b>WAI:</b> 7911130		

13119	PINHÃO PINION / PIÑON	FOTO / Photo pg. 317
APLICAÇÃO / Application / Aplicación		
<b>Freightliner:</b> Cascadia com motor DD13, DD15, DD16   Cascadia com motor MBE4000   Century com motor MBE4000   Coronado com motor DD15, DD16, DD13 <b>Mercedes Benz:</b> Caminhões - Rodoviária 2035 (4x2), 2040 (4x2), 2044 (4x2), 2540 (6x2), 2544 (6x2)   Caminhões Família Atron 1635 Com motor eletrônico 24V OM 457 LA - Euro V 01/2012...   Fora de estrada 3340 (6x4), 3344 (6x4), 4140 (6x4) e 4144 (6x4)   Fora de Estrada Família Axor: 3341 K,S,P, 3344K,S,P, 4141K e 4144 K Com motor eletrônico 24V OM 457 LA - Euro V 01/2012...   Ônibus / Buses 0500RS (4x2) e 0500RSD (6x2), OM457LA Eletrônico / Electrónico 6 cil   Ônibus Rodoviário: O500 RS 1836 e O500 RSD 2436 6x2 Com motor eletrônico OM457 LA - Euro V 01/2012...   Ônibus Urbano: O500 MA 2836 e O500 UA 2836 Com motor eletrônico OM457 LA - Euro V   Rodoviário/Família Axor: 2036 Estradeiro, 2036 Multiuso, 2041 Estradeiro, 2041 Mu Com motor eletrônico 24V OM 457 LA - Euro V 01/2012... - <b>Remy:</b> 39MT		
MOTOR		
<b>Remy:</b> 8200287   8200329   8200434   8200519   19011514   82000436		
EQUIVALENTE / Equivalent		
<b>Remy:</b> 10526466 - <b>WAI:</b> 7911128		

13130	PINHÃO PINION / PIÑON	FOTO / Photo pg. 317
APLICAÇÃO / Application / Aplicación		
<b>Case:</b> Tratores Magnum MX220, MX240 e MX270 com motor Cummins 8,3L - <b>Cummins:</b> Motores C e ISC de 8,3 litros - <b>Ford:</b> Cargo 1622 1630, 2422, 2425, 2622, 2626, 2630, 2631, 3222, 4030 com motor Cummins 6CTAA 8,3 litros   Cargo Eletrônico 2632, 2932, 4532 e 5032 - <b>Remy:</b> 38 MT   Geração II - <b>Volkswagen:</b> Caminhões 17220, 17310, 23210, 23220, 23310, 24220, 26220, 26260, 26310 com motor Cummins 6CTAA 8,3 litros   Caminhões 31370, 25370, 19370 com motor 9,3 litros internacional e 18310, 19320, 31320   Constellation com motor Cummins ISC 8,3 litros   Ônibus 19320EOT - Quéops evolution com motor Cummins ISC 8,3 litros   Titan Tractor com motor Cummins ISC 8,3 litros - <b>Volvo:</b> FH e NH 12 - <b>ZEN:</b> Utilizado no Impulsor ZEN 1809   Utilizado no Impulsor ZEN 1811		
MOTOR		
<b>Remy:</b> 8200005   8200025   8200053   8200072   8200081   8200085   8200087   8200101   8200182   8200291   8200356   8200417   8200469   8200486   8200572   19011511   19011512   19011513   19011524		
EQUIVALENTE / Equivalent		
<b>Remy:</b> 10512090 - <b>WAI:</b> 791170		

13131	PINHÃO PINION / PIÑON	FOTO / Photo pg. 317
APLICAÇÃO / Application / Aplicación		
<b>Case:</b> Colheitadeira de Cana A7000 e A7700 com motor Cummins - <b>Remy:</b> 39 MT   Geração II - <b>Terex:</b> Empilhadeira GEP 23 - <b>ZEN:</b> Utilizado no Impulsor ZEN 1811		

<b>13131</b>	<b>PINHÃO</b> PINION / PIÑON	FOTO / Photo pg. 317
<b>MOTOR</b>		
Remy: 8200032   8200034   8200039   8200040   8200041   8200050   8200090   8200201   8200288   8200289   8200290   19011507   19011509   19011518   19011519   19011521   19011522   19011523   19011527   19011529		
<b>EQUIVALENTE / Equivalent</b>		
Remy: 10511405   10511405M - WAI: 791177		

<b>13132</b>	<b>PINHÃO</b> PINION / PIÑON	FOTO / Photo pg. 317
<b>APLICAÇÃO / Application / Aplicación</b>		
Freightliner: Cascadia com motor MBE4000   Century com motor MBE4000   Motor MBE 4000 - Remy: 39 MT   Geração II - ZEN: Utilizado no Impulsor ZEN 1811		
<b>MOTOR</b>		
Remy: 8200287   19011514		
<b>EQUIVALENTE / Equivalent</b>		
Remy: 10511407 - WAI: 791171		

<b>13138</b>	<b>PINHÃO</b> PINION / PIÑON	FOTO / Photo pg. 317
<b>APLICAÇÃO / Application / Aplicación</b>		
Case IH: C9 8200242 38MT - 24V   Colheitadeira de cana A8000 e A8800 com Motor Case IH C9 - ZEN: Utilizado no Impulsor ZEN 1809		
<b>MOTOR</b>		
Remy: 8200077   8200078   8200242   19026027		
<b>EQUIVALENTE / Equivalent</b>		
Remy: 10512091		

<b>13224</b>	<b>PINHÃO</b> PINION / PIÑON	FOTO / Photo pg. 317
<b>APLICAÇÃO / Application / Aplicación</b>		
ZEN: Utilizado no Impulsor ZEN 1608		
<b>EQUIVALENTE / Equivalent</b>		
WAI: 5481210		

<b>13268</b>	<b>PINHÃO</b> PINION / PIÑON	FOTO / Photo pg. 317
<b>APLICAÇÃO / Application / Aplicación</b>		
Ford: Taurus V6 3.0 - Lincoln: Continental V8 4.6 - Mercury: Sable V6 3.0		
<b>MOTOR</b>		
Ford: 1057661   1076141   1197912   1209193   1F1U11000AA   1F1Z11002AA   3S7T11000AD		
<b>EQUIVALENTE / Equivalent</b>		
Ford: F5RZ11A198A		

<b>13272</b>	<b>PINHÃO</b> PINION / PIÑON	FOTO / Photo pg. 317
<b>APLICAÇÃO / Application / Aplicación</b>		
ZEN: Utilizado no Impulsor ZEN 0135 e ZEN 0742		

<b>13273</b>	<b>PINHÃO</b> PINION / PIÑON	FOTO / Photo pg. 318
<b>APLICAÇÃO / Application / Aplicación</b>		
ZEN: Utilizado no Impulsor ZEN 1189		

<b>13274</b>	<b>PINHÃO</b> PINION / PIÑON	FOTO / Photo pg. 318
<b>APLICAÇÃO / Application / Aplicación</b>		
ZEN: Utilizado no Impulsor ZEN 0958		

<b>13275</b>	<b>PINHÃO</b> PINION / PIÑON	FOTO / Photo pg. 318
APLICAÇÃO / Application / Aplicación		
ZEN: Utilizado no Impulsor ZEN 10003 e ZEN 1745		

<b>13332</b>	<b>PINHÃO</b> PINION / PIÑON	FOTO / Photo pg. 318
APLICAÇÃO / Application / Aplicación		
ZEN: Utilizado no Impulsor ZEN 1714		

<b>13333</b>	<b>PINHÃO</b> PINION / PIÑON	FOTO / Photo pg. 318
APLICAÇÃO / Application / Aplicación		
ZEN: Utilizado no Impulsor ZEN 0965		

<b>13462</b>	<b>PINHÃO</b> PINION / PIÑON	FOTO / Photo pg. 318
APLICAÇÃO / Application / Aplicación		
<b>Kalmar:</b> Caminhões Cummins Diesel 2012 - <b>Volvo:</b> Ônibus B12M 340 ARTIC DH12D 340cv EURO III DIESEL 2004...2011   Ônibus B12M 340 BIART DH12D 340cv EURO III DIESEL 2004...2011   Ônibus B12R 340 4x2 D12D 340cv EURO III DIESEL 2003...2010   Ônibus B12R 340 6x2 D12D 340cv EURO III DIESEL 2003...2010   Ônibus B12R 380 6x2 D12D 380cv EURO III DIESEL 2003...2011   Ônibus B12R 380 8x2 D12D 380cv EURO III DIESEL 2010...2011   Ônibus B12R 420 4x2 D12D 420cv EURO III DIESEL 2003...2010   Ônibus B12R 420 6x2 D12D 420cv EURO III DIESEL 2003...2011   Ônibus B12R 420 8x2 D12D 420cv EURO III DIESEL 2010...2011   Ônibus B340M ARTIC DH12E 340cv EURO III DIESEL 2011...2012   Ônibus B340M ARTIC DH12E 340cv EURO V DIESEL 2013...   Ônibus B340M BIART DH12E 340cv EURO III DIESEL 2011...2012   Ônibus B340M BIART DH12E 340cv EURO V DIESEL 2013...   Ônibus B420R D12D 420cv EURO III DIESEL 2011...2012		
MOTOR		
<b>Lester:</b> 5413   5414   30510 - <b>Remy:</b> 8201047   DR35050VL - <b>Volvo:</b> 11127679   20430564		
EQUIVALENTE / Equivalent		
<b>Remy:</b> 10542073		

<b>13552</b>	<b>PINHÃO</b> PINION / PIÑON	FOTO / Photo pg. 318
APLICAÇÃO / Application / Aplicación		
<b>Scania:</b> Caminhões - <b>ZEN:</b> Utilizado no Impulsor 1661		

<b>13571</b>	<b>PINHÃO</b> PINION / PIÑON	FOTO / Photo pg. 318
APLICAÇÃO / Application / Aplicación		
ZEN: -		

0121

## EMBREAGEM DE FRICÇÃO

CLUTCH / EMBRAGUES DE FRICCIÓN

FOTO / Photo pg. 319

## APLICAÇÃO / Application / Aplicación

**Caterpillar:** Motoniveladora 12E ...01/1973 - **Fiat:** Caminhão FNM D11000 | Caminhão FNM D9500 - **General Motors/Chevrolet:** Caminhão com motor Perkins  
**Massey Ferguson:** Trator MF3366 - **Perkins:** Estacionários | Industriais | Tratores - **Scania:** Ônibus B115 ...04/1975 | Ônibus BR110 ...04/1975 | Ônibus BR115S ...04/1975

## EQUIVALENTE / Equivalent

**Bosch:** 9001085105 - **Cav29 Onan:** 5586123C

0122

## EMBREAGEM DE FRICÇÃO

CLUTCH / EMBRAGUES DE FRICCIÓN

FOTO / Photo pg. 319

## APLICAÇÃO / Application / Aplicación

**Asia Motors:** Compressor AX430 - **Case:** Pá Carregadeira W36, W36B turbo com motor Cummins e Scania | Trator Agrícola 2470 e 4490 - **Caterpillar:** Grupo Gerador 3304T | Grupo Gerador 3306T | Moto Scraper 631E | Motoniveladora 120B | Motoniveladora 140B 3306 | Pá Carregadeira 960 | Pá Carregadeira 966 | Trator de Esteiras 631E | Trator de Esteiras D4D | Trator de Esteiras D4E | Trator de Esteiras D5B | Trator de Esteiras D6C | Trator de Esteiras D6D | Trator de Esteiras D6E | Trator de Esteiras D8L - **Cummins:** Chassi p/ ônibus RC210 | Chassi p/ ônibus UC210 | Motor 6C | Motor 250 Super | Motor 6CT | Motor 6CTA | Motor N855 | Motores N | Motores NT | Motores NTA | Motores NTA855 - **Fiat:** Caminhão 180 | Caminhão 190 | Caminhão 190T | Caminhão 210 - **Fiat Allis:** Trator de Esteiras AD14 com motor Scania - **Fiat Iveco:** Caminhão - **Komatsu:** Trator de Esteiras D60A com motor Cummins N855 | Trator de Esteiras D60E com motor Cummins N855 | Trator de Esteiras D60F com motor Cummins N855 | Trator de Esteiras D65A com motor Cummins N855 | Trator de Esteiras D65E com motor Cummins N855 - **Mafersa:** Trator M série M 210 com motor Cummins 6CTA 8.3 09/1991... | Trator M série M 240 com motor Cummins 6CTA 8.3 09/1991... - **Massey Ferguson:** Trator MF4780 com motor Scania DN11 - **Mercedes Benz:** Caminhão 1519 | Caminhão 1520 | Caminhão 1524 | Caminhão 1525 OM355-5A | Caminhão 1924 OM355-6 | Caminhão 1924A OM355-6A | Caminhão 1929 OM355-6A | Caminhão 1932 OM355-6LA | Caminhão 1933 | Caminhão 1934 OM355-6LA | Caminhão 2019 | Caminhão 2020 OM355-5 | Caminhão 2219 | Caminhão 2220 OM355-5 | Caminhão 2624 | Caminhão/Ônibus 1419 | Caminhão/Ônibus 1420 | Caminhão/Ônibus 1517 | Caminhão/Ônibus 1518 | Caminhão/Ônibus 1519 | Caminhão/Ônibus 1524 | Caminhão/Ônibus 1525 | Caminhão/Ônibus 1924 | Caminhão/Ônibus 1924A | Caminhão/Ônibus 1929 | Caminhão/Ônibus 1932 | Caminhão/Ônibus 1933 | Caminhão/Ônibus 1934 | Caminhão/Ônibus 2019 | Caminhão/Ônibus 2219 | Caminhão/Ônibus 2220 | Caminhão/Ônibus 2624A | Chassi p/ Ônibus 1420 | Chassi p/ Ônibus 1517 | Chassi p/ Ônibus 1518 | Chassi p/ Ônibus 0364 | Chassi p/ Ônibus 0370 | Chassi p/ Ônibus 0371 | Chassi p/ Ônibus 0371UP | Chassi p/ Ônibus OH1419 | Motor Estacionário, gerador, industrial e marítimo 0370 OM355-5, 6, 6A, 6LA | Motor Estacionário, gerador, industrial e marítimo 0371 OM355-5A, 6A, 6LA | Motor Estacionário, gerador, industrial e marítimo 0371UP OM355-5 | Motor Estacionário, gerador, industrial e marítimo OM314 | Motor Estacionário, gerador, industrial e marítimo OM352 | Motor Estacionário, gerador, industrial e marítimo OM352A | Ônibus 0355 | Ônibus 0364 | Ônibus 0365 | Ônibus 0370 | Ônibus 0371 | Ônibus 0371UP - **MWM:** Motores D e TD 232 6V, 8V, 12V - **Scania:** Caminhão 145 | Caminhão BR145 | Caminhão CR145L | Caminhão CR145T | Caminhão CR145X | Caminhão DS114 | Caminhão L D11 | Caminhão L DS11 | Caminhão LK 140 DS14 | Caminhão LK 141 DS14 | Caminhão LK 142 DS14 | Caminhão LKS 140 DS14 | Caminhão LKS 141 DS14 | Caminhão LKS 142 DS14 | Caminhão LS D11 | Caminhão LS DS11 | Caminhão LT 110 D11 | Caminhão LT 110S DS11 | Caminhão R 112-310 HW, EW DS11 | Caminhão R 112 DN11, DS11, DSC11 | Caminhão R 112-360 HW, EW DSC11 | Caminhão R 142 DS14, DSC14 | Caminhão R 142-210 HW, EW DSC14 | Caminhão T 112-310 HW, EW DS11 | Caminhão T 112 DN11, DS11, DSC11 | Caminhão T 112-360 HW, EW DSC11 | Caminhão T 142 DS14, DSC14 | Caminhão T 142-210 HW, EW DSC14 | Chassi p/ ônibus K112 | Chassi p/ ônibus S112 | Motor DN11 industrial, gerador e marítimo | Motor DS11 industrial, gerador e marítimo | Motor DS14 industrial, gerador e marítimo | Motor p/ gerador e industrial DN11 | Ônibus BR115 05/1975... | Ônibus BR115S 05/1975... | Ônibus BR116 05/1975... | Ônibus BR116S 05/1975... | Plataforma p/ ônibus S112 DN11, DS11 - **Volkswagen:** Caminhão VW14.170 | Caminhão VW14.210 | Caminhão VW16.170 | Caminhão VW16.210 - **Volvo:** Caminhão N10 | Caminhão N12 | Caminhão NL10 210 | Caminhão NL10 340 | Caminhão NL12 400 | Chassi p/ ônibus B10M | Chassi p/ ônibus B58E

## MOTOR

**Bosch:** 0001410021 | 0001410041 | 0001410063 | 0001410089 | 9000084007 | 9000084008 | 9000084009 | 9000084010 | 9000084011 | 9000084012 | 9000084013 | 9000084014 | 9000084015 | 9000084017 | 9000084018 | 9000084019 | 9000084020 | 9000084021

## EQUIVALENTE / Equivalent

**Bosch:** 2007010037

0201

## EMBREAGEM DE FRICÇÃO

CLUTCH / EMBRAGUES DE FRICCIÓN

FOTO / Photo pg. 319

## APLICAÇÃO / Application / Aplicación

**Caterpillar:** Motoniveladora 12E ...01/1973 - **Fiat:** Caminhão FNM D11000 | Caminhão FNM D9500 - **General Motors/Chevrolet:** Caminhão com motor Perkins

## EQUIVALENTE / Equivalent

**Bosch:** 2006401900 | 2009999036 | 9001085105

0204

## EMBREAGEM DE FRICÇÃO

CLUTCH / EMBRAGUES DE FRICCIÓN

FOTO / Photo pg. 319

## APLICAÇÃO / Application / Aplicación

**Mercedes Benz:** Caminhão OM321 | Caminhão OM324 | Caminhão OM326

## EQUIVALENTE / Equivalent

**Bosch:** 2006401904 | 2009999032 | 9001085105 - **Cav29 Onan:** 5586123 - **WAI:** SP842132



**12675****PLANETÁRIA**

PLANETARY GEAR / ENGRANAJE PLANETARIO (REDUCTORES)

FOTO / Photo pg. 320

**APLICAÇÃO / Application / Aplicación**

**Agco:** Trator 6 cil. - **Ford:** Power Stroke - **Peugeot:** 404 Motores Indenor 6305, 6354 | Especial/Special Com Motor Indenor - **ZEN:** Kit Reparo 12695 | Utilizado no Impulsor ZEN 1602

**MOTOR**

**Prestolite:** 35259310 | 35259710 | 35259720 | 35261020 | 35261175

**EQUIVALENTE / Equivalent**

**MYR:** 0141 - **Prestolite:** K01221 | K01284 | 35259952 - **Unifap:** 12221

**12681****PLANETÁRIA**

PLANETARY GEAR / ENGRANAJE PLANETARIO (REDUCTORES)

FOTO / Photo pg. 320

**APLICAÇÃO / Application / Aplicación**

**Volkswagen:** Gol G2 1.8 Mi, 2.0Mi, 2.0i | Parati 1.6, 1.8 | Parati G2 1.8Mi, 1.8i, 2.0Mi, 2.0i | Parati G3 1.8Mi, 2.0Mi | Quantum 1.8Mi, 1.8i, 2.0Mi, 2.0i | Santana 1.8Mi, 1.8i, 2.0Mi, 2.0i | Saveiro 1.8 | Saveiro G2 1.6Mi, 1.8 Mi, 2.0Mi | Saveiro G3 1.6Mi, 1.8 Mi, 2.0Mi | Voyage 1.8 - **ZEN:** Kit Reparo 12694 | Reparo 12693 | Utilizado com Impulsor ZEN 0866

**MOTOR**

**Bosch:** 9000081006 | 9000081007

**EQUIVALENTE / Equivalent**

**Bosch:** F000AL1019 - **ETE:** 8101 - **MYR:** 1019 - **Unifap:** 11019

**12682****PLANETÁRIA**

PLANETARY GEAR / ENGRANAJE PLANETARIO (REDUCTORES)

FOTO / Photo pg. 320

**APLICAÇÃO / Application / Aplicación**

**Agrale:** Ônibus Volare - **Cummins:** B6 | BT5. 9L | Motores Séries 6BT (Dianteiro) - **Ford:** Cargo 1416, 1722, 1716 | F100 | F1000 | F14000 Com Motor MWM | Ranger  
**General Motors/Chevrolet:** Blazer DLX | Pick Up D20 | Pick Up S10 com Motor Maxion HS | Silverado com Motor MWM - **John Deere:** Tratores - **Massey Ferguson:** Trator Com Motor 4 cil. - **Maxion:** Motores - **Mercedes Benz:** 180D | Caminhões | Kombi Espanhola | MB 180D | Ônibus | Sprinter com motor Maxion HS - **Perkins:** Motores 4203 / 3152 / 4236 / 6354 - **Peugeot:** 504 | 505 | Vários modelos com Motor Indenor - **Volkswagen:** Caminhão 15-160 - **ZEN:** Kit Reparo 12695 | Utilizado com Impulsor ZEN 1635

**MOTOR**

**Prestolite:** 35258490 | 35258540 | 35258580 | 35258660 | 35258690 | 35258710 | 35258820 | 35258880 | 35258940 | 35258950 | 35258960 | 35259040 | 35259170

**EQUIVALENTE / Equivalent**

**MYR:** 0147 - **Prestolite:** K21147 | 35258669 - **Unifap:** 12147

**12683****PLANETÁRIA**

PLANETARY GEAR / ENGRANAJE PLANETARIO (REDUCTORES)

FOTO / Photo pg. 320

**APLICAÇÃO / Application / Aplicación**

**Alfa Romeo:** 145, 145 1.6ie - **Fiat:** Palio 1.5 | Palio Weekend 1.5 - **General Motors/Chevrolet:** Astra 1.8i, 2.0i, 2.0 MPFI, 2.0i 16V | Astra Sedan 1.8i, 2.0i, 2.0 MPFI, 2.0i 16V | Blazer 2.2 EFI | Ipanema 2.0 MPFI | Kadett 2.0 MPFI | Omega 2.0i, 2.2i, 3.0i | Omega Suprema 2.0i, 2.2i, 3.0i | S10, EFI, MPFI | Zafira 2.0 MPFI - **ZEN:** Kit Reparo 12694 | Reparo 12693

**MOTOR**

**Bosch:** 0001107009 | 0001107012 | 0001107013 | 0001107015 | 0001107034 | 0001107060 | 9000081004

**EQUIVALENTE / Equivalent**

**Bosch:** 1006200042 | 1006200110 - **ETE:** 8104 - **MYR:** 0110 - **Unifap:** 11010

**12684****PLANETÁRIA**

PLANETARY GEAR / ENGRANAJE PLANETARIO (REDUCTORES)

FOTO / Photo pg. 320

**APLICAÇÃO / Application / Aplicación**

**Agrale:** Motor MWM - **Cummins:** Motores - **Ford:** Especial/Special Com Motores Cummins e Cummins 4BT | F100 - **Gradall:** Motor MWM - **International:** Motor MWM  
**Maxion:** Motor S4 - **MWM:** Especial/Special 4 e 6 cil. - **ZEN:** Kit Reparo 12695

**MOTOR**

**Prestolite:** 35259430 | 35259620 | 35259630 | 35259650 | 35259660 | 35259670 | 35259690 | 35259750 | 35259760 | 35259880 | 35259900 | 35260950 | 35261070 | 35261120 | 35261155 | 35261190 | 35261355 | 35261360 | 35261420 | 35261425

**EQUIVALENTE / Equivalent**

**MYR:** 0144 - **Prestolite:** KJD20 | KJD21 | K01222 | K01261 | K01349 | K01469 | K21148 | 35259465 - **Unifap:** 12222

**12685****PLANETÁRIA**

PLANETARY GEAR / ENGRANAJE PLANETARIO (REDUCTORES)

FOTO / Photo pg. 320

## APLICAÇÃO / Application / Aplicación

**Ford:** Escort 1.6i, 1.8i, 2.0i | Verona 1.8i, 2.0i - **Seat:** Inca 1.6 EFI - **Volkswagen:** Logus 1.6, 1.6i, 1.8, 1.8i, 2.0, 2.0i, 2.0Mi | Pointer 1.6, 1.6i, 1.8, 1.8i, 2.0, 2.0i, 2.0Mi | Van 1.6 Mi - **ZEN:** Kit Reparo 12694 | Reparo 12693

## MOTOR

**Bosch:** 9000081001 | 9000081002

## EQUIVALENTE / Equivalent

**Bosch:** F000AL1015 - **ETE:** 8108 - **MYR:** 1015 - **Unifap:** 11015**12686****PLANETÁRIA**

PLANETARY GEAR / ENGRANAJE PLANETARIO (REDUCTORES)

FOTO / Photo pg. 320

## APLICAÇÃO / Application / Aplicación

**Cummins:** Motores Cummins Série B - **Dimex:** Ônibus - **Ford:** Caminhões | Pick Up F100 - **Mercedes Benz:** Ônibus - **ZEN:** Kit Reparo 12695

## MOTOR

**Prestolite:** 35258880 | 35258940 | 35258950 | 35258990 | 35259000 | 35259130 | 35259210 | 35259620 | 35259630 | 35259650 | 35259660 | 35259670 | 35259690

## EQUIVALENTE / Equivalent

**MYR:** 0149 - **Prestolite:** KJD08 | KJD09 | 35258853 - **Unifap:** 12149**12687****PLANETÁRIA**

PLANETARY GEAR / ENGRANAJE PLANETARIO (REDUCTORES)

FOTO / Photo pg. 320

## APLICAÇÃO / Application / Aplicación

**Volkswagen:** G. IZQ. VW Sudafrica - **ZEN:** Kit Reparo 12695

## MOTOR

**Prestolite:** 35259480

## EQUIVALENTE / Equivalent

**MYR:** 0146 - **Prestolite:** K01219 | 35259859 - **Unifap:** 12219**12688****PLANETÁRIA**

PLANETARY GEAR / ENGRANAJE PLANETARIO (REDUCTORES)

FOTO / Photo pg. 320

## APLICAÇÃO / Application / Aplicación

**Cummins:** Motores B / 4BT / 6BT / 6BTAA - **Ford:** Caminhões com Motores Cummins - **Volkswagen:** Caminhões com Motores Cummins - **ZEN:** Kit Reparo 12695

## MOTOR

**Prestolite:** 35259640 | 35259870

## EQUIVALENTE / Equivalent

**Prestolite:** K01343 | 35259915 - **Unifap:** 12343**12689****PLANETÁRIA**

PLANETARY GEAR / ENGRANAJE PLANETARIO (REDUCTORES)

FOTO / Photo pg. 320

## APLICAÇÃO / Application / Aplicación

**Fiat:** Palio 1.6 16v | Palio Weekend 1.6 16V | Tempra 2.0 MPI, 2.0 SPI, 2.0 8V, 2.0 16V, 2.0Turbo | Tempra Turbo 2.0 MPI 8V - **ZEN:** Kit Reparo 12694 | Reparo 12693

## MOTOR

**Bosch:** 9000081005 | 9000081008 | F000AL0100

## EQUIVALENTE / Equivalent

**Bosch:** F000AL1017 | F000AL1037 - **ETE:** 8103 - **MYR:** 1037 - **Unifap:** 11037**12690****PLANETÁRIA**

PLANETARY GEAR / ENGRANAJE PLANETARIO (REDUCTORES)

FOTO / Photo pg. 320

## APLICAÇÃO / Application / Aplicación

**Audi:** A3 1.8, 1.8T - **Fiat:** Tempra 2.0 ie SW | Tipo 1.6 ie, 1.8 ie, 2.0 ie, 2.0 16v - **Seat:** Alhambra 1.8 turbo, 2.0 | Córdoba 1.8, 1.8 16v, 2.0 | Ibiza 1.8 - **Volkswagen:** City Golf 1.6 | Golf 1.8, 1.8 G2, 1.8 G3 | Passat 2.0 (Importado) - **ZEN:** Kit Reparo 12694 | Reparo 12693

## MOTOR

**Bosch:** 0001107007 | 0001107020

## EQUIVALENTE / Equivalent

**Bosch:** 1006200128 - **ETE:** 8106 - **MYR:** 0128 - **Unifap:** 11128

**12692****PLANETÁRIA**

PLANETARY GEAR / ENGRANAJE PLANETARIO (REDUCTORES)

FOTO / Photo pg. 320

APLICAÇÃO / Application / Aplicación

Shelhorst: Shelhorst - ZEN: Kit Reparo 12695

**MOTOR**

Prestolite: 35259380 | 35259680

EQUIVALENTE / Equivalent

Prestolite: K01212 | 35259959 - Unifap: 12212

**12717****PLANETÁRIA**

PLANETARY GEAR / ENGRANAJE PLANETARIO (REDUCTORES)

FOTO / Photo pg. 320

APLICAÇÃO / Application / Aplicación

Ford: Escort | Fiesta | Ka - ZEN: Kit Reparo 12718 | Reparo 12719

**MOTOR**

Ford: 96BB11000AA7119

EQUIVALENTE / Equivalent

Unifap: UF13119

**12720****PLANETÁRIA**

PLANETARY GEAR / ENGRANAJE PLANETARIO (REDUCTORES)

FOTO / Photo pg. 320

APLICAÇÃO / Application / Aplicación

**Buick:** Century 3.1 L (189) V6 2001 - **Cadillac:** Escalade 5.3L (325) V8 2004...2005 - **Fiat:** Doblo 1.8 8V/1.8 16V/FLEX | Idea 1.8 8V/1.8 16V/FLEX | Palio 1.8 8V/1.8 16V/FLEX | Punto 1.8 8V/1.8 16V/FLEX | Stilo 1.8 8V/1.8 16V/FLEX | Strada 1.8 8V/1.8 16V/FLEX - **General Motors/Chevrolet:** Astra | Astra 1.8 e 2.0 | Avalanche 5.3L(325) V8 2004...2005 | Blazer | Blazer 2.2 e 2.4 | Celta | Corsa 1.8 | Envoy 5.3L/5.3L XL (325) V8 2004...2005 | Express Vans 4.8L(291) V8 2004...2005 | Express Vans 5.3L(325) V8 2004...2005 | Impala 3.4L(207) V6 2001 | Lumina(Sedan) 3.1L(189) V6 2001 | Malibu 3.1L(189) V6 2001 | Meriva 1.8 | Montana | Monte Carlo 3.4L(207) V6 2001 | Motor 1.8 8V SOCH e 1.8 16V DOCH (Flex) | Prisma | S10 | S10 2.2 e 2.4 | Savana Vans 4.8L (291) V8 2004...2005 | Savana Vans 5.3L/5.3L XL (325) V8 2004...2005 | Sierra Pick Up 4.8L (291) V8 2004...2005 | Sierra Pick Up 5.3L/5.3L XL (325) V8 2004...2005 | Silverado Pick Up 4.8L(291) V8 2004...2005 | Silverado Pick Up 5.3L(325) V8 2004...2005 | SSR Sport Truck 5.3L (325) V8 2004...2005 | Suburban 5.3L(325) V8 2004...2005 | Tahoe 4.8L(291) V8 2004...2005 | Trailblazer 5.3L(325) V8 2004...2005 | Vectra 2.2 | Vectra II (SOHC) 1.8/2.0/2.2 - 8V ...03/2001 | Venture 3.4L(207) V6 2001 | Yukon 4.8L (291) V8 2004...2005 | Yukon 5.3L/5.3L XL (325) V8 2004...2005 | Zafira 2.0

**Isuzu:** Ascender 5.3L (325) V8 2004 - **Oldsmobile:** Alero 3.4L (207) V6 2001 | Silhouette 3.4L (207) V6 2001 - **Pontiac:** Aztec 3.4L (207) V6 2001 | Grand AM 3.4L (207) V6 2001 | Grand Prix 3.1L (189) V6 2001 | Montana 3.4L (207) V6 2001 - **Saab:** 42925 5.3L (325) V8 2005 - **Saturn:** Especial/Special 2004 - **ZEN:** Kit Reparo 12721 | Reparo 12722

**MOTOR**

**General Motors/Chevrolet:** 93297652 | 93297653 | 93303527 | 93304772 | 93327502 | 93374341 | 93374342 | 93384398 - **Remy:** 900890 | 8000006 | 8000090 | 8000158 | 8000159 | 8000188 | 8000890 | 8000891 | 8000893 | 8000944 | 8000978 | 8000981 | 9000794 | 9000846 | 9000948

EQUIVALENTE / Equivalent

Remy: 10504495 - Unifap: 14150

**12841****PLANETÁRIA**

PLANETARY GEAR / ENGRANAJE PLANETARIO (REDUCTORES)

FOTO / Photo pg. 320

APLICAÇÃO / Application / Aplicación

**Volkswagen:** G2 2.0 Mi 1996... | G31.8 2.0 Mi 1996... | Gol 2.0 Mi 1996... | Parati 2.0 Mi 1996... | Quantum 1.8, 2.0 Mi 1998... | Santana 1.8, 2.0 Mi 1998... | Saveiro G3 1.6/1.8/2.0 Mi 2000... - **ZEN:** Kit Reparo 12694 | Reparo 12693

**MOTOR**

Bosch: F000AL0502 | F000AL0507

EQUIVALENTE / Equivalent

Bosch: F000AL1181

13544

## PLANETÁRIA

PLANETARY GEAR / ENGRANAJE PLANETARIO (REDUCTORES)

FOTO / Photo pg. 320

## APLICAÇÃO / Application / Aplicación

**Agrale:** Caminhão 13000 Com Motor MWM 6.10 TCA | Caminhões 10.000, 14.000 e 14.000 6X2 Com Motor MWM MaxxForce 4.8H. EURO V 01/2012... | Caminhões 6000, 8500 e 9200 Com Motores MWM 4.10 TCA e MWM 4.12 TCE | Chassis MA 7.9, MA8.5, MA9.2, MA10.0, MA12.0, MA15.0 e MT12.0 Com Motores MWM4.10 TCA e MWM 4.12 TCE | Furgovan 8000 Com Motor MWM 4.10 TCA | Ônibus MA12.0, MA15.0, MT15.0 LE, MA10.0 e MA9.2 Com Motor MWM MaxxForce 4.8HEURO V 01/2012... | Ônibus Volare W8, W9 e V8 Com Motores MWM 4.10 TCA ...2008 | Ônibus W8, W9 e V8 Com Motores MWM 4.12 TCE 2008... - **BMW:** Motor MWM 4.10TCA Agrale Caminhão 8500D | Motor MWM 4.12TCE Agrale MA 12 185CV | Motor MWM 4.12TCE ITEC MIDI BUS (América Latina) | Pulverizadora Montana Parruda 2627M e 2627H Com Motor MWM 4.10L TCA 07/2012... - **Case:** Motoniveladora 845, 845.2, FG 140.2 | Motoniveladora RG140B e 845 com transmissão ZF | Pá Carregadeira W20, 521D, 621D, W130

**Fiat Allis:** Pá Carregadeira FR128 - Substitui 10479654 | Trator de Esteira 7D - Substitui 10479654 - **Ford:** Caminhões C1722e (4x2), C2422e(6x2), C2622e (6x4), C2428e (6x2), C2628e (6x4) Com Motor Cummins Eletrônico ISB (4 e 6 Cilindros) ...03/2011 | Caminhões C815e (4x2), C1317e (4x2), C1517e (4x2), C1717e (4x2) Com Motor Cummins Eletrônico ISB (4 e 6 Cilindros) ...03/2011 - **Freightliner:** Caminhões M2 Com Motor MB906/904 - **Mercedes Benz:** Axor 1419, 1719, 1726, 1726 4x4, 1729S, 2426 6x2 e 2429 6x2 Com Motores eletrônicos24V OM 924 LA e OM 926 LA - Euro V 01/2012... | Axor 1933, 2533, 2826, 2828, 2831 Com Motores eletrônicos OM906 e OM 926 | Caminhões 710, 712E, 1418R, 1720, 1720K, L1620 - Chassi de Ônibus LO 712, LO 812 Com Motores mecânicos 12V OM 364 e OM 366) - 29MT | Caminhões 712C, 715, 714C, 915C, 1215, 1218EL, 1218L, 1418 EL, 1418L, 1718, 1725 | Caminhões Família Accelo: 815 e 1016 Com Motor eletrônico 24V OM 924 LA - Euro V 01/2012... | Caminhões Família Atron: 1319, 2324, 2729K (Basculante), 2729B (Betoneira) e2729 Com Motores eletrônicos 24V OM 924 LA e OM 926 LA -Euro V 01/2012... | Chassi de ônibus LO 914, 0500M, 0500U, 0500R, OF 1417, OF1418, OF 1518, OF 1721, Com Motores eletrônicos 24V OM 904, OM 906, OM 924 eOM 926 | Família Atego (1315, 1418, 1518, 1718, 1725, 2425), L1318, 2423B,2423K, L1620 | Fora de Estrada Família Axor: 2831K (Basculante), 2831B (Betoneira) e 2831P Com Motor eletrônico 24V OM 926 LA - Euro V 01/2012... | Ônibus Boxer e Torino Com Motor OM904/906 12V | Ônibus Rodoviário O500M 1826 BUGGY e O500R 1830 Com Motor eletrônico OM926 LA - Euro V 01/2012... | Ônibus Urbano OF1519,OF1721, OF1724, O500M 1826, O500U 1826 Com Motores eletrônicos 24V OM 924 LA eOM 926 LA - Euro V 01/2012... | Rodoviário Família Axor 1933 e 2533 Com Motor eletrônico 24V OM 926 LA - Euro V 01/2012... - **Navistar:** Ônibus 4700 Com Motor MWM 4.8L euro II y III - **New Holland:** Motoniveladora 140 | Pá Carregadeira 12C | Trator de Esteira 7D - **Remy:** Série 29 MT Geração III - **Volkswagen:** Caminhões 17-250E, 24-250E Com Motor Cummins ISB 4 e 6 cil ...09/2009 | Caminhões 17-250E, 24-250E Com Motor Cummins ISB 4 e 6 cil 10/2009... | Caminhões 8-150 Eletr Delivery Puls, 9-150E, 10-150E, 13-180E, 15-190E 06/2009... | Caminhões 9-150 Eletr Delivery Com Motor Cummins 01/2010... | Caminhões constellation 13-180, 15-180, 17-260, 26-260E, 31-260E Motor MWM Eletrônico 4 e 6 Cilindros | Caminhões Worker 8-120 EuroII e III. 13-180 Euro II e III, 15-180 Euro III.17-18 Motor MWM 4 e 6 cilindros | Delivery 5.150, 8.160 e 9.160 3.8L Com Motor Cummins ISF (Euro V) 01/2012... | Ônibus 17-230EOD/V-tronic e 17-260EOD/ V-tronic Motor MWM Eletrônico 4 e 6 Cilindros com Transmissão ZF | Ônibus 8-150 ODC / FEB, 9-150 ODC Com Motor Cummins ISB 4 e 6 cil | Ônibus 8.120 OD Euro II e III Motor MWM 4 cilindros - **Volvo:** VM 210, 260, 310 Com Motores MWM 4.12TCE e 6.12TCE ...12/2011 - **ZEN:** Utilizado no Impulsor 1679

## MOTOR

**Remy:** 8200003 | 8200004 | 8200014 | 8200054 | 8200064 | 8200065 | 8200103 | 8200138 | 8200196 | 8200231 | 8200292 | 8200295 | 8200296 | 8200297 | 8200326 | 8200331 | 8200357 | 8200386 | 8200387 | 8200400 | 8200474 | 8200478 | 8200495 | 8200511 | 8200512 | 8200564 | 8200816 | 8200826 | 8200848 | 8200853 | 8200854 | 8200875 | 8200882 | 8200884 | 8200885 | 8200886 | 8200887 | 8200889 | 8200890 | 19011400 | 19011402 | 19011403 | 19011407

## EQUIVALENTE / Equivalent

**Remy:** 10515810 | 10515811 - **Unifap:** UF14812

13545

## PLANETÁRIA

PLANETARY GEAR / ENGRANAJE PLANETARIO (REDUCTORES)

FOTO / Photo pg. 321

## APLICAÇÃO / Application / Aplicación

**Agrale:** Caminhão 13000 Com Motor MWM 6.10 TCA | Caminhões 10.000, 14.000 e 14.000 6X2 Com Motor MWM MaxxForce 4.8H. EURO V 01/2012... | Caminhões 6000, 8500 e 9200 Com Motores MWM 4.10 TCA e MWM 4.12 TCE | Chassis MA 7.9, MA8.5, MA9.2, MA10.0, MA12.0, MA15.0 e MT12.0 Com Motores MWM4.10 TCA e MWM 4.12 TCE | Furgovan 8000 Com Motor MWM 4.10 TCA | Ônibus MA12.0, MA15.0, MT15.0 LE, MA10.0 e MA9.2 Com Motor MWM MaxxForce 4.8HEURO V 01/2012... | Ônibus Volare W8, W9 e V8 Com Motores MWM 4.10 TCA ...2008 | Ônibus W8, W9 e V8 Com Motores MWM 4.12 TCE 2008... - **BMW:** Motor MWM 4.10TCA Agrale Caminhão 8500D | Motor MWM 4.12TCE Agrale MA 12 185CV | Motor MWM 4.12TCE ITEC MIDI BUS (América Latina) | Pulverizadora Montana Parruda 2627M e 2627H Com Motor MWM 4.10L TCA 07/2012... - **Case:** Motoniveladora 845, 845.2, FG 140.2 | Motoniveladora RG140B e 845 com transmissão ZF | Pá Carregadeira W20, 521D, 621D, W130

**Fiat Allis:** Pá Carregadeira FR128 - Substitui 10479654 | Trator de Esteira 7D - Substitui 10479654 - **Ford:** Caminhões C1722e (4x2), C2422e(6x2), C2622e (6x4), C2428e (6x2), C2628e (6x4) Com Motor Cummins Eletrônico ISB (4 e 6 Cilindros) ...03/2011 | Caminhões C815e (4x2), C1317e (4x2), C1517e (4x2), C1717e (4x2) Com Motor Cummins Eletrônico ISB (4 e 6 Cilindros) ...03/2011 - **Freightliner:** Caminhões M2 Com Motor MB906/904 - **Mercedes Benz:** Axor 1419, 1719, 1726, 1726 4x4, 1729S, 2426 6x2 e 2429 6x2 Com Motores eletrônicos24V OM 924 LA e OM 926 LA - Euro V 01/2012... | Axor 1933, 2533, 2826, 2828, 2831 Com Motores eletrônicos OM906 e OM 926 | Caminhões 710, 712E, 1418R, 1720, 1720K, L1620 - Chassi de Ônibus LO 712, LO 812 Com Motores mecânicos 12V OM 364 e OM 366) - 29MT | Caminhões 712C, 715, 714C, 915C, 1215, 1218EL, 1218L, 1418 EL, 1418L, 1718, 1725 | Caminhões Família Accelo: 815 e 1016 Com Motor eletrônico 24V OM 924 LA - Euro V 01/2012... | Caminhões Família Atron: 1319, 2324, 2729K (Basculante), 2729B (Betoneira) e2729 Com Motores eletrônicos 24V OM 924 LA e OM 926 LA -Euro V 01/2012... | Chassi de ônibus LO 914, 0500M, 0500U, 0500R, OF 1417, OF1418, OF 1518, OF 1721, Com Motores eletrônicos 24V OM 904, OM 906, OM 924 eOM 926 | Família Atego (1315, 1418, 1518, 1718, 1725, 2425), L1318, 2423B,2423K, L1620 | Fora de Estrada Família Axor: 2831K (Basculante), 2831B (Betoneira) e 2831P Com Motor eletrônico 24V OM 926 LA - Euro V 01/2012... | Ônibus Boxer e Torino Com Motor OM904/906 12V | Ônibus Rodoviário O500M 1826 BUGGY e O500R 1830 Com Motor eletrônico OM926 LA - Euro V 01/2012... | Ônibus Urbano OF1519,OF1721, OF1724, O500M 1826, O500U 1826 Com Motores eletrônicos 24V OM 924 LA eOM 926 LA - Euro V 01/2012... | Rodoviário Família Axor 1933 e 2533 Com Motor eletrônico 24V OM 926 LA - Euro V 01/2012... - **Navistar:** Ônibus 4700 Com Motor MWM 4.8L euro II y III - **New Holland:** Motoniveladora 140 | Pá Carregadeira 12C | Trator de Esteira 7D - **Remy:** Série 29 MT Geração II - **Volkswagen:** Caminhões 17-250E, 24-250E Com Motor Cummins ISB 4 e 6 cil ...09/2009 | Caminhões 17-250E, 24-250E Com Motor Cummins ISB 4 e 6 cil 10/2009... | Caminhões 8-150 Eletr Delivery Puls, 9-150E, 10-150E, 13-180E, 15-190E 06/2009... | Caminhões 9-150 Eletr Delivery Com Motor Cummins 01/2010... | Caminhões constellation 13-180, 15-180, 17-260, 26-260E, 31-260E Motor MWM Eletrônico 4 e 6 Cilindros | Caminhões Worker 8-120 EuroII e III. 13-180 Euro II e III, 15-180 Euro III.17-18 Motor MWM 4 e 6 cilindros | Delivery 5.150, 8.160 e 9.160 3.8L Com Motor Cummins ISF (Euro V) 01/2012... | Ônibus 17-230EOD/V-tronic e 17-260EOD/ V-tronic Motor MWM Eletrônico 4 e 6 Cilindros com Transmissão ZF | Ônibus 8-150 ODC / FEB, 9-150 ODC Com Motor Cummins ISB 4 e 6 cil | Ônibus 8.120 OD Euro II e III Motor MWM 4 cilindros - **Volvo:** VM 210, 260, 310 Com Motores MWM 4.12TCE e 6.12TCE ...12/2011 - **ZEN:** Utiliza Pinhão ZEN 12954 | Utiliza Pinhão ZEN 12955 | Utiliza Pinhão ZEN 12956 | Utiliza Pinhão ZEN 12957 | Utiliza Pinhão ZEN 12961



## INFORMAÇÕES DOS PRODUTOS (Planetária)

Product Information (Planetary Gear) - Informaciones sobre el Producto (Planetario)

**13545****PLANETÁRIA**

PLANETARY GEAR / ENGRANAJE PLANETARIO (REDUCTORES)

FOTO / Photo pg. 321

**MOTOR**

**Remy:** 8200003 | 8200004 | 8200014 | 8200054 | 8200064 | 8200065 | 8200103 | 8200138 | 8200196 | 8200231 | 8200292 | 8200295 | 8200296 | 8200297 | 8200326 | 8200331 | 8200357 | 8200386 | 8200387 | 8200400 | 8200474 | 8200478 | 8200495 | 8200511 | 8200512 | 8200564 | 8200816 | 8200826 | 8200848 | 8200853 | 8200854 | 8200875 | 8200882 | 8200884 | 8200885 | 8200886 | 8200887 | 8200889 | 8200890 | 19011400 | 19011402 | 19011403 | 19011407

**EQUIVALENTE / Equivalent**

**Remy:** 10515810 | 10515811 - **Unifap:** UF14811

**12693****REPARO PLANETÁRIA**

PLANETARY GEAR REPAIR / ENGRANAJE PARA REPARACION REDUCTORES

FOTO / Photo pg. 321

**APLICAÇÃO / Application / Aplicación**

**ZEN:** Utilizado com Planetária ZEN 12681 | Utilizado com Planetária ZEN 12683 | Utilizado com Planetária ZEN 12685 | Utilizado com Planetária ZEN 12689 | Utilizado com Planetária ZEN 12690 | Utilizado com Planetária ZEN 12841

**MOTOR**

**Bosch:** 0001107007 | 0001107009 | 0001107015 | 0001107020 | 0001108026 | 0001108048 | 0001108136 | 0001108146 | 0001108154 | 0001108159 | 0001109040 | 9000081001 | 9000081005 | 9000081006 | 9000081007 | 9000081008 | F000AL0100 | F005M00012 | F005M00014

**EQUIVALENTE / Equivalent**

**Bosch:** 1006200110 | 1006200123 | 1006200128 | F000AL1015 | F000AL1017 | F000AL1019 - **MYR:** 7056 - **Unifap:** R0056

**12694****REPARO PLANETÁRIA**

PLANETARY GEAR REPAIR / ENGRANAJE PARA REPARACION REDUCTORES

FOTO / Photo pg. 321

**APLICAÇÃO / Application / Aplicación**

**ZEN:** Utilizado com Planetária ZEN 12681 | Utilizado com Planetária ZEN 12683 | Utilizado com Planetária ZEN 12685 | Utilizado com Planetária ZEN 12689 | Utilizado com Planetária ZEN 12690 | Utilizado com Planetária ZEN 12841

**MOTOR**

**Bosch:** 0001107007 | 0001107009 | 0001107015 | 0001107020 | 0001108026 | 0001108136 | 0001108146 | 0001108154 | 0001108159 | 0001109040 | 9000081001 | 9000081005 | 9000081006 | 9000081007 | 9000081008 | F000AL0100 | F005M00012 | F005M00014

**EQUIVALENTE / Equivalent**

**Bosch:** 1006200110 | 1006200123 | 1006200128 | F000AL1015 | F000AL1017 | F000AL1019 - **MYR:** 7080 - **Unifap:** R0080

**12695****REPARO PLANETÁRIA**

PLANETARY GEAR REPAIR / ENGRANAJE PARA REPARACION REDUCTORES

FOTO / Photo pg. 321

**APLICAÇÃO / Application / Aplicación**

**ZEN:** Utilizado com Planetária ZEN 12675 | Utilizado com Planetária ZEN 12682 | Utilizado com Planetária ZEN 12686 | Utilizado com Planetária ZEN 12687 | Utilizado com Planetária ZEN 12688 | Utilizado com Planetária ZEN 12692

**MOTOR**

**Prestolite:** 35258040 | 35258490 | 35258540 | 35258580 | 35258620 | 35258660 | 35258690 | 35258710 | 35258820 | 35258880 | 35258910 | 35258940 | 35258950 | 35258960 | 35258970 | 35258980 | 35259030 | 35259040 | 35259050 | 35259130 | 35259140 | 35259150 | 35259170 | 35259180 | 35259210 | 35259300 | 35259310 | 35259330 | 35259390 | 35259400 | 35259430 | 35259580 | 35259590 | 35259600 | 35259620 | 35259630 | 35259640 | 35259650 | 35259660 | 35259670 | 35259680 | 35259690 | 35259710 | 35259720 | 35259750 | 35259760 | 35259870 | 35259880 | 35259890 | 35259900 | 35260828 | 35260940 | 35260950 | 35261020 | 35261070 | 35261120 | 35261155 | 35261175 | 35261190 | 35261305 | 35261355 | 35261360 | 35261420 | 35261425 | 35261760

**EQUIVALENTE / Equivalent**

**MYR:** 7147 - **Prestolite:** K01265 - **Unifap:** R0082

**12718****REPARO PLANETÁRIA**

PLANETARY GEAR REPAIR / ENGRANAJE PARA REPARACION REDUCTORES

FOTO / Photo pg. 321

**APLICAÇÃO / Application / Aplicación**

**ZEN:** Utilizado com Planetária ZEN 12717

**EQUIVALENTE / Equivalent**

**Ford:** 96BB11000AA7119 - **Unifap:** R0084

**12719****REPARO PLANETÁRIA**

PLANETARY GEAR REPAIR / ENGRANAJE PARA REPARACION REDUCTORES

FOTO / Photo pg. 321

**APLICAÇÃO / Application / Aplicación**

**ZEN:** Utilizado com Planetária ZEN 12717

**EQUIVALENTE / Equivalent**

**Ford:** 96BB11000AA7119 - **Unifap:** R0059

**12721****REPARO PLANETÁRIA**

PLANETARY GEAR REPAIR / ENGRANAJE PARA REPARACION REDUCTORES

FOTO / Photo pg. 321

APLICAÇÃO / Application / Aplicación

ZEN: Utilizado com Planetária ZEN 12720

MOTOR

Remy: 9000794 | 9000846

EQUIVALENTE / Equivalent

Unifap: 0088 | R0088

**12722****REPARO PLANETÁRIA**

PLANETARY GEAR REPAIR / ENGRANAJE PARA REPARACION REDUCTORES

FOTO / Photo pg. 321

APLICAÇÃO / Application / Aplicación

Remy: Planetária 9000846 - ZEN: Planetária 12720

MOTOR

Remy: 9000794 | 9000846

EQUIVALENTE / Equivalent

Unifap: 0063 | R0063

**12786****REPARO PLANETÁRIA**

PLANETARY GEAR REPAIR / ENGRANAJE PARA REPARACION REDUCTORES

FOTO / Photo pg. 321

APLICAÇÃO / Application / Aplicación

Nissan: Nissan V16 | Sentra II

MOTOR

Bosch: 0001107011 | 0001107039

EQUIVALENTE / Equivalent

Bosch: 1005821321 | 1006200063 - Unifap: UFP0060



## CONHEÇA NOSSA LINHA COMPLETA DE PRODUTOS

MEET OUR COMPLETE PRODUCT LINE

CONOZCA NUESTRA GAMA COMPLETA DE PRODUCTOS



IMPULSORES DE PARTIDA | POLIAS DE RODA LIVRE (OAP) | POLIAS DE RODA LIVRE COM AMORTECIMENTO Z-VIB | POLIAS RÍGIDAS | TENSORES | KITS DE DISTRIBUIÇÃO | ALTERNADORES | MOTORES DE PARTIDA | ROLAMENTOS | MANCAIS | PLANETÁRIAS

STARTER DRIVES | CLUTCH PULLEYS (OAP) | DECOUPLER PULLEYS Z-VIB | RIGID PULLEYS | TENSIONERS | DISTRIBUTION KITS | ALTERNATORS | STARTER MOTORS | BEARINGS | HOUSINGS | PLANETARY GEARS

IMPULSORES DE ARRANQUE | POLEAS RUEDA-LIBRE | POLEAS RUEDA-LIBRE CON AMORTIGUAMIENTO Z-VIB | POLEAS FIJAS DEL ALTERNADOR | TENSORES | KITS DE DISTRIBUCIÓN | ALTERNADORES | MOTORES DE ARRANQUE | RODAMIENTOS | TAPAS | PLANETÁRIOS

**Acesse nossas Dicas Técnicas no site**

Access our Technical Tips on the website | Acceda a nuestras Sugerencias Técnicas en el sitio web

[ZENSA.com.br](http://ZENSA.com.br) | 0800 047 1919 | 47 9 9286 5795 | [f](#) [e](#) [t](#) [i](#) [n](#)







**ZENSA.COM.BR**

**ZEN S.A. INDÚSTRIA METALÚRGICA**

Guilherme Steffen, 65, Brusque/SC - CEP 88355-100  
SAC Brasil 0800 047 1919 | 📞 47 9 9286-5795 | Fone: +55 47 3255 - 2800  
vendas@zensa.com.br | sales@zensa.com.br | ventas@zensa.com.br